



# 2023-24 AUBURN MEN'S BASKETBALL

12 NCAA TOURNAMENT APPEARANCES || 2019 FINAL FOUR || 6-TIME SEC CHAMPIONS || AUBURNTIGERS.COM || @AUBURNMBB

## 2023-24 SCHEDULE

OVERALL: 5-1 || SEC: 0-0  
HOME: 3-0 || AWAY: 0-0 || NEUTRAL: 2-1

| DATE       | OPPONENT (TV)                          | TIME (CT) |
|------------|--|-----------|
| Nov. 7     | vs. #20/17 Baylor+ (ESPN)              | L, 82-88  |
| Nov. 10    | SOUTHEASTERN LOUISIANA (SECN+)         | W, 86-71  |
| Nov. 16    | vs. Notre Dame* (ESPN2)                | W, 83-59  |
| Nov. 17    | vs. St. Bonaventure* (ESPN2)           | W, 77-60  |
| Nov. 21    | ALABAMA A&M (SECN+)                    | W, 84-54  |
| Nov. 29    | VIRGINIA TECH% (ESPN2)                 | W, 74-57  |
| Dec. 3     | at Appalachian State (ESPN2)           | Noon      |
| Dec. 9     | vs Indiana! (ESPN2)                    | 1 p.m.    |
| Dec. 13    | vs. UNC Asheville \$ (SECN+)           | 7 p.m.    |
| Dec. 17    | USC (ESPN)                             | Noon      |
| Dec. 22    | ALABAMA STATE (SECN+)                  | 7 p.m.    |
| Dec. 30    | CHATTANOOGA (SECN)                     | 4 p.m.    |
| Jan. 2     | PENN (SECN)                            | 8 p.m.    |
| Jan. 6     | at Arkansas* (ESPN2)                   | 1 p.m.    |
| Jan. 9     | TEXAS A&M* (ESPN/ESPN2)                | 8 p.m.    |
| Jan. 13    | LSU* (SECN)                            | 5 p.m.    |
| Jan. 17    | at Vanderbilt* (SECN)                  | 8 p.m.    |
| Jan. 20    | OLE MISS* (SECN)                       | 7:30 p.m. |
| Jan. 24    | at Alabama* (ESPN)                     | 6:30 p.m. |
| Jan. 27    | at Mississippi State* (SECN)           | 2:30 p.m. |
| Jan. 31    | VANDERBILT* (ESPN2)                    | 8 p.m.    |
| Feb. 3     | at Ole Miss* (SECN)                    | 5 p.m.    |
| Feb. 7     | ALABAMA* (ESPN2)                       | 6 p.m.    |
| Feb. 10    | at Florida* (SECN)                     | 2:30 p.m. |
| Feb. 14    | SOUTH CAROLINA* (SECN)                 | 7:30 p.m. |
| Feb. 17    | KENTUCKY* (ESPN)                       | 5 p.m.    |
| Feb. 24    | at Georgia* (SECN)                     | 5 p.m.    |
| Feb. 28    | at Tennessee* (ESPN2)                  | 6 p.m.    |
| Mar. 2     | MISSISSIPPI STATE* (ESPN2/ESPNU)       | 3 p.m.    |
| Mar. 5     | at Missouri* (SECN)                    | 8 p.m.    |
| Mar. 9     | GEORGIA* (SECN)                        | 5:30 p.m. |
| Mar. 13-17 | at SEC Championship (Nashville, Tenn.) |           |

All Times Listed Central Time Zone

\* Southeastern Conference game

+ Sanford Pentagon (Sioux Falls, S.D.)

^ Legends Classic (Brooklyn, N.Y.)

% ACC/SEC Challenge

! Holiday Hoopsgiving (Atlanta, Ga.)

\$ Rocket City Classic (Huntsville, Ala.)

## MEDIA INFORMATION

TV \_\_\_\_\_ ESPN2  
 Play-By-Play \_\_\_\_\_ Derek Jones  
 Color Analyst \_\_\_\_\_ David Padgett  
 Producer \_\_\_\_\_ Josh Careswell

Radio \_\_\_\_\_ Auburn Sports Network  
 Play-By-Play \_\_\_\_\_ Andy Burcham  
 Color Analyst \_\_\_\_\_ Randall Dickey  
 Local \_\_\_\_\_ WGZZ 94.3 FM  
 Satellite \_\_\_\_\_ SiriusXM 389  
 Online \_\_\_\_\_ AuburnTigers.com || TuneIn App

Auburn SID Primary Contact \_\_\_\_\_ Marlene Navor  
 Cell Phone \_\_\_\_\_ 334-750-2381  
 E-Mail \_\_\_\_\_ mnavor@auburn.edu

## GAME

# 7

## AUBURN (5-1, 0-0 SEC) vs. APP STATE (5-2, 0-0 Sun Belt)

Sunday, December 3, 2023 || Noon CT / 1 p.m. ET  
 Holmes Center (8,325) || Boone, N.C.  
 TV: ESPN2 || Radio: Auburn Sports Network



AUBURN

AP Poll/Coaches Poll \_\_\_\_\_ RV/RV  
 2022-23 Record \_\_\_\_\_ 21-13, 10-8 SEC  
 Head Coach \_\_\_\_\_ Bruce Pearl  
 Career Record (Year) \_\_\_\_\_ 640-257 (29th)  
 Record at Auburn (Year) \_\_\_\_\_ 178-112 (10th)  
 Career Record vs. App State \_\_\_\_\_ 2-0

APP STATE

AP Poll/Coaches Poll \_\_\_\_\_ None  
 2022-23 Record \_\_\_\_\_ 16-16, 9-9 (Sun Belt)  
 Head Coach \_\_\_\_\_ Dustin Kerns  
 Career Record (Year) \_\_\_\_\_ 104-97 (7th)  
 Record at App State (Year) \_\_\_\_\_ 73-60 (5th)  
 Career Record vs. Auburn \_\_\_\_\_ 0-1

## Series History || Auburn Leads 2-0 || Last Meeting: W, 67-53, on Dec. 22, 2020, in Auburn, Ala.

» Auburn (5-1) treks to the mountains of Boone, North Carolina, for its lone, true non-conference road test of the season at Appalachian State (5-2) on Sunday afternoon in front of a sold-out crowd at the Holmes Center.

» This will be one of two contests in the next three games – outside of the friendly confines of Neville Arena – to be sold out next to the Tigers’ neutral-site game against UNC Asheville as part of the Rocket City Classic on Dec. 13 in Huntsville, Ala.

» “Road Witnesses,” as head coach Bruce Pearl affectionally calls AU fans who travel, have made a big difference for the team to overcome hostile environments over the years. The Charlotte Auburn Alumni Club will be decked out in Orange and Blue in the stands on Sunday.


» Auburn has held four-straight opponents to no more than 60 points for the first time since the 2007-08 season including 57 points in the team’s last outing versus Virginia Tech on Nov. 29.

» Sunday’s game is Auburn’s 23rd non-conference road game under Bruce Pearl (11-11 record, 10-5 since the start of the 2016-17 season).

» This is the sixth time Pearl, a former mid-major head coach at Milwaukee, will play a non P5/G6 team on the road since his time at Tennessee (Chattanooga in 2007-08 and at MTSU in 2008-09) and at Auburn (at MTSU in 2015-16, at Murray State in 2017-18 and at South Alabama in 2019-20). He is 4-1 in those games (L, 81-88 at MTSU in overtime in 2015-16).

» With a win at Appalachian State, Auburn would become just the sixth SEC team to earn a road victory this season joining Georgia (1-0), Missouri (2-0), Ole Miss (1-0), Tennessee (1-1) and Texas A&M (2-1).

## PROBABLE AUBURN STARTERS



1

**ADEN HOLLOWAY**  
 G • 6-1 • 178 • Fr.  
 Charlotte, N.C.

PPG 11.0  
 RPG 1.0  
 APG 3.5



12

**DENVER JONES**  
 G • 6-4 • 205 • Jr.  
 New Market, Ala.


PPG 8.5  
 RPG 2.3  
 APG 1.8



5

**CHRIS MOORE**  
 F • 6-6 • 220 • Sr.  
 West Memphis, Ark.

PPG 3.2  
 RPG 2.8  
 BPG 0.8



2

**JAYLIN WILLIAMS**  
 F • 6-8 • 245 • Gr.  
 Nahunta, Ga.

PPG 8.0  
 RPG 6.2  
 BPG 1.0



4

**JOHNI BROOME**  
 F/C • 6-10 • 240 • Jr.  
 Plant City, Fla.

PPG 17.8  
 RPG 8.5  
 BPG 1.2

## OFF THE BENCH

| No. | Pos. | Name              | Ht.  | Wt. | Year | PPG | RPG | Hometown          |
|-----|------|-------------------|------|-----|------|-----|-----|-------------------|
| 10  | G/F  | Chad Baker-Mazara | 6-7  | 180 | Jr.  | 8.5 | 3.5 | Santo Domingo, DR |
| 0   | G    | K.D. Johnson      | 6-0  | 190 | Sr.  | 7.3 | 1.5 | Atlanta, Ga.      |
| 3   | G    | Tre Donaldson     | 6-3  | 200 | So.  | 6.2 | 2.0 | Tallahassee, Fla. |
| 44  | C    | Dylan Cardwell    | 6-11 | 255 | Sr.  | 4.8 | 3.7 | Augusta, Ga.      |
| 31  | F    | Chaney Johnson    | 6-7  | 220 | Jr.  | 4.7 | 5.0 | Alabaster, Ala.   |
| 24  | G    | Lior Berman       | 6-4  | 210 | Gr.  | 0.0 | 1.0 | Birmingham, Ala.  |
| 23  | F    | Addarin Scott     | 6-9  | 207 | Jr.  | 0.7 | 0.7 | Dallas, Texas     |

**UNIVERSITY INFORMATION**

Location \_\_\_\_\_ Auburn, Ala.  
 Founded \_\_\_\_\_ 1856  
 Enrollment \_\_\_\_\_ 31,764  
 Nickname \_\_\_\_\_ Tigers  
 Colors \_\_\_\_\_ Burnt Orange and Navy Blue  
 Conference \_\_\_\_\_ Southeastern (SEC)

**ADMINISTRATION**

President \_\_\_\_\_ Dr. Christopher B. Roberts  
 Director of Athletics \_\_\_\_\_ John Cohen  
 Athletics Phone \_\_\_\_\_ 855-282-2010

**COACHING STAFF**

Head Coach \_\_\_\_\_ Bruce Pearl  
 Alma Mater \_\_\_\_\_ Boston College '82  
 Career Record \_\_\_\_\_ 640-257 (.713)  
 Seasons \_\_\_\_\_ 29  
 Record at Auburn \_\_\_\_\_ 178-112 (.614)  
 Seasons \_\_\_\_\_ 10  
 Associate Head Coach \_\_\_\_\_ Steven Pearl  
 Alma Mater \_\_\_\_\_ Tennessee '10  
 Assistant Coach \_\_\_\_\_ Ira Bowman  
 Alma Mater \_\_\_\_\_ Penn '96  
 Assistant Coach \_\_\_\_\_ Corey Williams  
 Alma Mater \_\_\_\_\_ Oklahoma State '02  
 Assistant Coach \_\_\_\_\_ Chad Prewett  
 Alma Mater \_\_\_\_\_ Troy State '94  
 Assistant Coach/Offensive Coordinator \_\_\_\_\_  
 \_\_\_\_\_ Mike Burgomaster  
 Alma Mater \_\_\_\_\_ Miami '16  
 Athletic Trainer \_\_\_\_\_ Clark Pearson  
 Alma Mater \_\_\_\_\_ Kentucky '96  
 Strength & Conditioning Coach \_\_\_\_\_ Damon Davis  
 Alma Mater \_\_\_\_\_ Western Illinois '03  
 Director of Player Development \_\_\_\_\_ Marquis Daniels  
 Alma Mater \_\_\_\_\_ Auburn '03  
 Director of Scouting & Recruiting \_\_\_\_\_ Ian Borders  
 Alma Mater \_\_\_\_\_ Louisville '07  
 Director of Operations \_\_\_\_\_ Maddux Jeffreys  
 Alma Mater \_\_\_\_\_ Auburn '20

**PROGRAM HISTORY**

First Year of Basketball \_\_\_\_\_ 1905-06  
 All-Time Record \_\_\_\_\_ 1447-1246-1 (.537)  
 All-Time SEC Record \_\_\_\_\_ 647-770 (.456)  
 SEC Championships \_\_\_\_\_ 4  
 \_\_\_\_\_ (1960, 1999, 2018, 2022)  
 SEC Tournament Titles \_\_\_\_\_ 2 (1985, 2019)  
 NCAA Tournament Appearances \_\_\_\_\_ 12  
 NCAA Tournament Record \_\_\_\_\_ 19-12  
 All-Americans \_\_\_\_\_ 13  
 All-SEC Selections \_\_\_\_\_ 98

**TEAM INFORMATION**

2022-23 Record \_\_\_\_\_ 21-13  
 SEC Record (Finish) \_\_\_\_\_ 10-8 (7th)  
 Associated Press Final Ranking \_\_\_\_\_ N/A  
 USA TODAY/Coaches Final Ranking \_\_\_\_\_ N/A  
 Letterwinners Returning/Lost \_\_\_\_\_ 11/7  
 Starters Returning/Lost \_\_\_\_\_ 2/3  
 Newcomers \_\_\_\_\_ 5

**ATHLETICS COMMUNICATIONS**

Director (MBB Contact) \_\_\_\_\_ Marlene Navor  
 Alma Mater \_\_\_\_\_ Washington State '00  
 Cell \_\_\_\_\_ 334-750-2381  
 E-Mail \_\_\_\_\_ mnavor@auburn.edu

**THE BOOK ON APP STATE**

» Appalachian State was picked to finish second in the Sun Belt behind No. 22-ranked James Madison.

» The Mountaineers are led by preseason All-Sun Belt First Team selection Donovan Gregory, who is averaging 13.1 points, 4.1 rebounds and 2.7 assists per game.

» Appalachian State is 3-0 at home this season with a +23.0-scoring margin.

» The Holmes Center will see its first sellout in nearly 14 years when Appalachian State welcomes Auburn to Boone. The Mountaineers' last sold-out game was against then No. 7-ranked UNC (L, 69-99) under head coach Matt Doherty on Nov. 17, 2000 in the grand opening of the venue.

**INSIDE THE SERIES**

» Auburn is 2-0 all-time against Appalachian State with a pair of home victories over the Mountaineers. The Tigers defeated Appalachian State, 84-61, on Nov. 29, 1976, at Beard-Eaves Memorial Coliseum and 67-53 on Dec. 22, 2020, at Neville Arena under Coach Pearl.

» This is part of a 2-for-1 series with App State that began in 2020-21.

**SIDEBARS**

» Freshman point guard Aden Holloway, Auburn's sixth McDonald's All-American in program history and five-star recruit, returns home to the Tar Heel State. The Charlotte native started off his high school career at Covenant Day School in Matthews, N.C., prior to La Lumiere (Ind.) School and Prolific Prep (Calif.).

» App State is Auburn's first contest against a current member of the Sun Belt Conference since the Tigers defeated Georgia State, 72-64, in Neville Arena on Dec. 14, 2022. AU is 67-15 (.817) lifetime against Sun Belt opponents.

» Auburn committed only eight turnovers versus Virginia Tech. It was the fewest turnovers for the Tigers since they had eight turnovers against Houston in the second round of last year's NCAA Tournament. Auburn has posted single-digit turnovers 70 times under head coach Bruce Pearl and has a 50-20 record in those games.

**LIGHTING UP THE SCOREBOARD**

» Auburn is fourth in the SEC averaging 81.0 points per game this season. It is the sixth time under Bruce Pearl that the Tigers have averaged at least 80.0 points per game through the first six games of a season. Nine Tigers have scored in double figures in at least one game this season.

» The Tigers are the only SEC team that ranks in the Top 5 in the league in both scoring offense and scoring defense.

**Most Points Through Five Games Under Bruce Pearl**

| Season  | Points | PPG  |
|---------|--------|------|
| 2017-18 | 467    | 93.4 |
| 2018-19 | 452    | 90.4 |
| 2015-16 | 451    | 90.2 |
| 2019-20 | 436    | 87.2 |
| 2023-24 | 486    | 81.0 |

**TIGERS IN THE RANKINGS**

» Entering the 2023-24 season, Auburn has received preseason billing at No. 15 in the Ken Pomeroy Ratings, No. 15 by Evan Miya and No. 24 by The Athletic.

» For the fourth-straight week, the Tigers are receiving votes in both national polls. KenPom also has AU ranked No. 16 overall, while No. 30 in offensive efficiency and No. 11 in defensive efficiency.

## SHARING THE ROCK

» Auburn ranks No. 15 nationally and second in the SEC averaging 18.7 assists per game. The Tigers have recorded at least 18 assists in their first five games this season, making them one of eight NCAA Division I teams to register at least 18 assists in five games. Aden Holloway leads Auburn and ranks 10th in the SEC with a team-leading 3.5 assists per game, while Tre Donaldson is 13th in the league averaging 3.2 per contest.

» Auburn recorded a season-high 22 assists on 31 field goals versus Notre Dame on Nov. 16.

» In the Bruce Pearl Era, his 2019-20 squad dished out 27 assists versus CSUN on Nov. 15, 2019. The school record for most assists in a single game is 33 against Troy in 1991 and versus LSU in 1994.

### NCAA Division I teams with 18+ assists in five games this season

Kansas (6)

TCU (6)

#### Auburn

BYU

Columbia

Connecticut

Fairleigh Dickinson

Utah State

## NON-CONFERENCE GAMES UNDER PEARL

» Bruce Pearl is 2-0 all-time against Appalachian State. Auburn last defeated the Mountaineers, 67-53, in Auburn on Dec. 22, 2020. In the victory, Jaylin Williams, then a sophomore, led Auburn with 15 points on 6-of-12 shooting from the floor and 3-of-8 from behind the arc to go with four rebounds, one block and one assist in 24 minutes. Dylan Cardwell, then a freshman, added six points, five rebounds, two blocks, one assist and one steal in 15 minutes off the bench.

» Pearl led Tennessee to an 89-81 triumph over Appalachian State in Knoxville as the Volunteers moved to 5-0 on their way to a 6-0 start in his first season on Rocky Top.

### Tigers in road non-conference games under Bruce Pearl

| Date     | Opponent         | Result        |
|----------|------------------|---------------|
| 11/17/14 | Colorado         | L, 59-90      |
| 12/3/14  | Texas Tech       | L, 44-46      |
| 12/14/14 | Clemson          | L, 61-72      |
| 12/2/15  | Coastal Carolina | W, 81-78      |
| 12/12/15 | MTSU             | L, 81-88 (OT) |
| 12/19/15 | #10 Xavier       | L, 61-85      |
| 12/25/15 | Hawaii           | L, 67-79      |
| 12/3/16  | UAB              | W, 74-70      |
| 12/23/16 | UConn            | W, 70-67 (OT) |
| 1/28/17  | TCU              | W, 88-80      |
| 11/29/17 | Dayton           | W, 73-60      |
| 12/19/17 | Murray State     | W, 81-77      |
| 12/15/18 | UAB              | W, 75-71 (OT) |
| 12/19/18 | NC State         | L, 71-78      |
| 11/12/19 | South Alabama    | W, 70-69      |
| 11/30/20 | UCF              | L, 55-63      |
| 1/30/21  | #2 Baylor        | L, 72-84      |
| 11/19/21 | USF              | W, 58-52      |
| 12/18/21 | Saint Louis      | W, 74-70      |
| 12/18/22 | USC              | L, 71-74      |
| 12/21/22 | Washington       | W, 84-61      |
| 1/28/23  | West Virginia    | L, 77-80      |

## TIGERS ON THE NATIONAL SCENE

» The Tigers currently rank No. 15 nationally in assists per game (18.7, 2nd in SEC), No. 5 in bench points per game (37.0 ppg, 1st in SEC), No. 9 in blocked shots per game (6.3, 3rd in SEC), 12th in field-goal percentage defense (36.5%) and No. 5 in three-point field-goal percentage defense (23.7%, 1st in SEC).

### 3-POINT DEFENSE

» Auburn is fifth in the country in three-point field goal percentage defense, allowing opponents to shoot only 23.7 percent from behind the arc this season.

» Over the last four games, Auburn has held its opponents to 14-of-85 (16.5%) from long range. The Tigers have outscored their opponents by 63 points from 3-point range this season, which is second in the SEC trailing only Missouri (+69).

#### Team 3-pointers Allowed/Game

|                   |            |
|-------------------|------------|
| North Florida     | 4.0        |
| Louisiana         | 4.0        |
| BYU               | 4.1        |
| Southern Illinois | 4.3        |
| Hawai'i           | 4.3        |
| <b>Auburn</b>     | <b>4.7</b> |
| Robert Morris     | 4.8        |
| Niagara           | 5.0        |
| Florida State     | 5.0        |
| Illinois          | 5.0        |
| Penn State        | 5.0        |

### TIGERS EN FUEGO

» Auburn comes into its matchup with Appalachian State riding a five-game winning streak with all five wins coming by at least 15 points and by an average of 20.6 points.

» The Tigers are one game behind Ole Miss and South Carolina for the longest active winning streak in the SEC. It is the 12th time in 10 seasons under head coach Bruce Pearl that Auburn has had a winning streak of at least five games.

» Auburn has started the season 5-1 or better through six games for the seventh time in the last eight seasons after doing so just once in the previous 11 seasons (5-1 in 2011-12).

#### Auburn's five-game winning streaks under Bruce Pearl

| Dates             | Streak |
|-------------------|--------|
| 11/25/21-2/5/22   | 19     |
| 11/5/19-1/11/20   | 15     |
| 11/19/17-1/13/18  | 14     |
| 2/27/19-3/31/19   | 12     |
| 11/7/22-12/2/22   | 8      |
| 1/22/20-2/12/20   | 7      |
| 11/10/23-Present  | 5      |
| 1/7/23/1/21/23    | 5      |
| 12/4/20-12/22/20  | 5      |
| 11/21/18-12/15/18 | 5      |
| 1/20/18-2/3/18    | 5      |
| 12/17/14-1/3/15   | 5      |

#### SEC'S longest active winning streaks

| School         | Streak   | Next Game                          |
|----------------|----------|------------------------------------|
| Ole Miss       | 6        | MEMPHIS (12/2)                     |
| South Carolina | 6        | GEORGE WASHINGTON (12/1)           |
| <b>Auburn</b>  | <b>5</b> | <b>at Appalachian State (12/3)</b> |

## FRESHMAN PHENOM

» Freshman Aden Holloway is one of six NCAA Division I freshmen including one of four from a power conference, averaging 11.0 points, 3.5 assists and shooting at least 40.0 percent from 3-point range this season. He has scored in double figures in four of his first six career games.

» With his two starts in Brooklyn against Notre Dame and St. Bonaventure, point guard Aden Holloway became the 15th different freshman to start a game for Auburn in Bruce Pearl's 10 seasons as head coach on The Plains. Jabari Smith leads all Auburn freshmen under Pearl with 34 starts in 2021-22. The group has combined to start 260 games.

### Freshman Starters Under Bruce Pearl

| Player               | Season         | Starts   |
|----------------------|----------------|----------|
| Jabari Smith         | 2021-22        | 34       |
| Mustapha Heron       | 2016-17        | 32       |
| Jared Harper         | 2016-17        | 30       |
| Isaac Okoro          | 2019-20        | 28       |
| JT Thor              | 2020-21        | 27       |
| Danjel Purifoy       | 2016-17        | 25       |
| Austin Wiley         | 2016-17        | 22       |
| Horace Spencer       | 2015-16        | 18       |
| Sharife Cooper       | 2020-21        | 12       |
| Bryce Brown          | 2015-16        | 11       |
| Justin Powell        | 2020-21        | 7        |
| TJ Lang              | 2014-15        | 6        |
| Allen Flanigan       | 2019-20        | 3        |
| <b>Aden Holloway</b> | <b>2023-24</b> | <b>4</b> |
| Anfernee McLemore    | 2016-17        | 1        |

### Freshman Starts By Season Under Pearl

| Season         | Starts   |
|----------------|----------|
| 2014-15        | 6        |
| 2015-16        | 29       |
| 2016-17        | 110      |
| 2017-18        | 0        |
| 2018-19        | 0        |
| 2019-20        | 31       |
| 2020-21        | 46       |
| 2021-22        | 34       |
| 2022-23        | 0        |
| <b>2023-24</b> | <b>4</b> |

### Auburn Top Freshman Debuts

| Player         | Year | Opponent     | Points |
|----------------|------|--------------|--------|
| Sharife Cooper | 2020 | Alabama      | 26     |
| Eddie Johnson  | 1973 | Clemson      | 26     |
| Jay Heard      | 1998 | SE Louisiana | 20     |

### 2023-24 NCAA Division I Freshmen Collegiate Debuts

|                                    |                                 |
|------------------------------------|---------------------------------|
| Markus Burton, Notre Dame          | 29 points vs. Niagara           |
| Ja'Kobe Walter, Baylor             | 28 points vs. Auburn            |
| Tanner Toolson, Utah Valley        | 25 points vs. Carroll College   |
| Garrett Johnson, George Washington | 21 points vs. Stonehill         |
| <b>Aden Holloway, Auburn</b>       | <b>19 points vs. #17 Baylor</b> |
| Elijah Jones, UTEP                 | 19 points vs. McMurry           |



### PLAYER TO WATCH: CHAD BAKER-MAZARA

» Junior combo guard/forward Chad Baker-Mazara scored a season-high 15 points on 5-of-10 field goals and added four rebounds, three assists, two steals and one block to close out the month of November with a 74-57 victory over Virginia Tech at Neville Arena.

» For the first time this season, he reached double figures in the first half alone (11 of his 15 points) including a pair of monster dunks in the game.

» Off the bench, Baker-Mazara, who came to The Plains by way of Northwest Florida State College, San Diego State and Duquesne, is tied as the team's third-leading scorer (8.5 ppg) and leads in steals (7).



## WILLIAMS WINNINGEST PLAYER IN PROGRAM HISTORY

» After graduating with a bachelor's degree in kinesiology in May, Jaylin Williams chose to come back for his fifth and final year on The Plains. Last season, he was the team's third-leading scorer (11.2 ppg) and third-leading rebounder (4.7 rpg) in 2022-23.

» With the Tigers' win over Southeastern Louisiana on Nov. 10 at Neville Arena, Williams became the winningest player in program history with 88 career (and now 92) victories to date. He was previously tied with former Tigers Allen Flanagan (2019-23), Anfernee McLemore (2016-20) and Scott Pohlman (1997-2001).

» Entering the season with 107 career games played, he needs to appear in 20 games this season to crack Auburn's career games played list and is now 26 games behind Frankie Sullivan's record of 134 games played from 2009-13.

### ALL-TIME WINNINGEST AUBURN PLAYERS (minimum 90 career games played)

|  |           |
|--|-----------|
| <b>1. Jaylin Williams (2019-Present)</b> | <b>92</b> |
| 2T. Allen Flanagan (2019-23)             | 87        |
| 2T. Anfernee McLemore (2016-20)          | 87        |
| 2T. Scott Pohlman (1997-01)              | 87        |
| 5T. Doc Robinson (1996-00)               | 85        |
| 5T. Daymeon Fishback (1996-00)           | 85        |
| 5T. Mamadou N'Diaye (1996-00)            | 85        |
| 8. Mack McGadney (1998-02)               | 83        |
| 9. Chuck Person (1982-86)                | 79        |
| 10. Marquis Daniels (1999-03)            | 76        |

## DOMINATING NON-CONFERENCE FOES

» Auburn owns an 89-24 (.788) winning record in regular-season games against non-conference opponent under Coach Pearl. The Tigers lead the SEC with a 75-13 record in regular-season non-conference games over the last seven-plus seasons.

| Team           | 2016-17    | 2017-18     | 2018-19     | 2019-20     | 2020-21    | 2021-22     | 2022-23     | 2023-24    | Total               |
|----------------|------------|-------------|-------------|-------------|------------|-------------|-------------|------------|---------------------|
| <b>Auburn</b>  | <b>6-2</b> | <b>12-1</b> | <b>11-2</b> | <b>13-0</b> | <b>6-3</b> | <b>12-1</b> | <b>10-3</b> | <b>5-1</b> | <b>75-13 (.852)</b> |
| Arkansas       | 11-2       | 11-2        | 9-4         | 12-1        | 12-3       | 11-2        | 1-2         | 5-3        | 82-19 (.812)        |
| Miss. State    | 9-3        | 12-1        | 12-1        | 9-4         | 10-5       | 9-4         | 12-1        | 6-1        | 79-20 (.798)        |
| Tennessee      | 8-5        | 10-2        | 12-1        | 8-5         | 8-2        | 9-3         | 11-2        | 4-3        | 70-23 (.753)        |
| LSU            | 8-4        | 9-3         | 10-3        | 9-4         | 8-4        | 12-1        | 11-2        | 4-3        | 71-24 (.747)        |
| Kentucky       | 10-3       | 11-2        | 11-2        | 10-3        | 1-7        | 11-2        | 9-4         | 6-1        | 69-24 (.742)        |
| Texas A&M      | 8-4        | 11-2        | 7-5         | 6-6         | 6-2        | 11-2        | 8-5         | 6-2        | 63-28 (.692)        |
| Alabama        | 7-5        | 9-4         | 9-4         | 8-5         | 10-5       | 10-3        | 10-3        | 5-2        | 68-31 (.687)        |
| Georgia        | 9-4        | 9-3         | 9-4         | 10-3        | 7-1        | 5-8         | 10-3        | 4-3        | 63-29 (.685)        |
| Ole Miss       | 9-4        | 7-6         | 10-3        | 9-4         | 6-4        | 9-4         | 8-5         | 6-0        | 64-30 (.681)        |
| Missouri       | 5-7        | 10-3        | 9-3         | 8-5         | 8-2        | 6-7         | 12-1        | 6-2        | 64-30 (.681)        |
| Florida        | 10-3       | 9-4         | 8-5         | 8-5         | 6-3        | 10-3        | 7-6         | 4-3        | 62-32 (.660)        |
| South Carolina | 10-3       | 9-4         | 5-8         | 8-5         | 2-3        | 9-3         | 7-6         | 6-0        | 56-32 (.636)        |
| Vanderbilt     | 7-6        | 6-7         | 9-4         | 8-5         | 6-3        | 8-4         | 7-6         | 3-4        | 54-39 (.581)        |

### Year-by-Year Regular Season Record vs. Non-Conference Opponents Under Bruce Pearl

|               |                     |
|---------------|---------------------|
| 2014-15       | 8-5                 |
| 2015-16       | 6-6                 |
| 2016-17       | 6-2                 |
| 2017-18       | 12-1                |
| 2018-19       | 11-2                |
| 2019-20       | 13-0                |
| 2020-21       | 6-3                 |
| 2021-22       | 12-1                |
| 2022-23       | 10-3                |
| 2023-24       | 5-1                 |
| <b>Totals</b> | <b>89-24 (.788)</b> |

## CLOSING IN ON 1,000

» K.D. Johnson (Georgia-Auburn combined) and Jaylin Williams are all closing in on 1,000 career points. Johni Broome (1,558), Chaney Johnson (1,223) and Denver Jones (1,004) have already reached that milestone in their combined Morehead State-Auburn, UAH-Auburn and FIU-Auburn careers respectively.

» Williams would become the 39th player in program history to gain entrance into the 1,000-Career Point Club – the first in five years since Bryce Brown (8th, 1,673) and Jared Harper (13th, 1,227) did so during their senior campaigns that ended in the 2019 national semifinals.

| Player                 | Career Points   |
|------------------------|---|
| Denver Jones           | 1,004 (his second made free throw in the second half vs. Virginia Tech on 11/29/23) |
| <b>K.D. Johnson</b>    | <b>970 (30 points away)</b>   |
| <b>Jaylin Williams</b> | <b>931 (69 points away)</b>   |

## 2024 SIGNING CLASS

The Tigers signed two top recruits in the early signing period – five-star Tahaad Pettiford and Jahki Howard.

Rated the No. 2 point guard and No. 21 overall player in the Class of 2024 by 247 Sports, Pettiford played AAU basketball for New Heights Lightning on the EYBL circuit, shooting 33.5 percent from the 3-point line and averaging 13.3 points per game. He burst onto the scene over the summer as one of the best scoring guards in the country.

One of the most athletic players in his class, Howard is a four-star recruit rated No. 85 overall and No. 20 at his position by 247 Sports. Known as the best dunker in high school basketball going viral on social media, he is currently averaging 15.9 points, 5.3 rebounds, 1.4 assists, 1.9 steals and 0.5 blocks per game in the preseason for Overtime Elite.

### Tahaad Pettiford, G, 5-10, 175, Jersey City, N.J. (Hudson Catholic Regional High School)

"Tahaad is a very unique player. He is a gifted scorer with an unlimited range. Instant offense. He has tremendous speed, quickness and athletic jumping ability. Tahaad is a very tough cover and uses that athleticism to be a pest defensively. (Assistant Coach) Ira Bowman did a tremendous job of identifying Tahaad very early on in the recruiting process and developed a close, trusting relationship. Tahaad will have a Pied Piper effect on our program. Guys will want to play with him." – Head Coach Bruce Pearl

### Jahki Howard, F, 6-6, 185, Boston, Mass. (Overtime Elite)

"Jahki is one of the most underrated prospects in the 2024 class. We've been watching and recruiting him since his freshman year – seeing so much growth, maturity and commitment to becoming great. His basketball IQ, his athleticism and his motor make him a great fit for our program." – Head Coach Bruce Pearl

## CLEANING THE GLASS

» Junior transfer Chaney Johnson pulled down 11 rebounds off the bench against Southeastern Louisiana on Nov. 10. He is the ninth player in Bruce Pearl's 10 seasons at Auburn to grab at least 11 boards in a game as a reserve and the first since Jaylin Williams had 11 rebounds versus Texas A&M on Feb. 12, 2022. For the season, Johnson is third on the team averaging 5.4 boards per game.

| Date                 | Player                | Opponent                      | Rebounds  |
|----------------------|-----------------------|-------------------------------|-----------|
| Nov. 14, 2018        | Horace Spencer        | Mississippi College           | 17        |
| Nov. 29, 2017        | Anfernee McLemore     | Dayton                        | 13        |
| Dec. 22, 2015        | Cinmeon Bowers        | New Mexico                    | 12        |
| Feb. 27, 2016        | Tyler Harris          | Alabama                       | 12        |
| Nov. 26, 2020        | Jaylin Williams       | Saint Joseph's                | 11        |
| March 5, 2016        | Cinmeon Bowers        | Mississippi State             | 11        |
| Jan. 31, 2017        | Anfernee McLemore     | Tennessee                     | 11        |
| Feb. 12, 2022        | Jaylin Williams       | Texas A&M                     | 11        |
| <b>Nov. 10, 2023</b> | <b>Chaney Johnson</b> | <b>Southeastern Louisiana</b> | <b>11</b> |

## NOT A NEW KID ON THE BLOCK

» Senior center Dylan Cardwell tied a career high with a game-high five blocks against Baylor. Cardwell is one of three players who ranks in the Top 10 in the SEC in blocked shots per game, while playing under 20 minutes per game. The mark is tied for 12th-most in a game in NCAA Division I so far this season. Cardwell previously set his career high against South Florida and George Mason in 2022.

» He is one of four players, who currently rank in the Top 10 in the SEC in blocked shots per game, while playing under 20 minutes per game. Auburn, which is ninth nationally, is averaging 6.3 blocks per game this season, has blocked at least five shots in five of six games this season.

### SEC Players in the Top 10 in BPG while playing fewer than 20 MPG

| Player                | School        | Blocks Per Game | Minutes Per Game |
|-----------------------|---------------|-----------------|------------------|
| <b>Dylan Cardwell</b> | <b>Auburn</b> | <b>1.6</b>      | <b>15.8</b>      |
| Aidan Shaw            | Missouri      | 2.1             | 17.1             |
| Jamarion Sharp        | Ole Miss      | 2.8             | 19.8             |
| Chandler Lawson       | Arkansas      | 1.6             | 16.0             |

## ELITE IN THE SEC

» Auburn leads the SEC with a .718 winning percentage and is tied with Tennessee for the most wins in the league with 147 victories over the last six-plus seasons. The Tigers have also won the second-most SEC Championship titles (3) and second-most NCAA Tournament games (7) in that span behind Alabama's four titles and Arkansas' eight NCAA Tournament victories.

| Team              | 2017-18     | 2018-19      | 2019-20     | 2020-21      | 2021-22     | 2022-23      | 2023-24    | Total         |
|-------------------|-------------|--------------|-------------|--------------|-------------|--------------|------------|---------------|
| <b>Auburn</b>     | <b>26-8</b> | <b>30-10</b> | <b>25-6</b> | <b>13-14</b> | <b>28-6</b> | <b>21-13</b> | <b>5-1</b> | <b>148-58</b> |
| Tennessee         | 26-9        | 31-6         | 17-14       | 18-9         | 27-8        | 25-11        | 4-3        | 148-60        |
| Kentucky          | 26-11       | 30-7         | 25-6        | 9-16         | 28-8        | 22-12        | 6-1        | 146-61        |
| Arkansas          | 23-12       | 18-16        | 20-12       | 25-7         | 28-9        | 22-14        | 5-3        | 141-73        |
| Alabama           | 20-16       | 18-16        | 16-15       | 26-7         | 19-14       | 31-6         | 5-2        | 135-76        |
| LSU               | 18-15       | 28-7         | 21-10       | 19-10        | 22-12       | 14-19        | 4-3        | 126-76        |
| Mississippi State | 25-12       | 23-11        | 20-11       | 18-15        | 18-16       | 21-13        | 6-1        | 131-79        |
| Florida           | 21-13       | 20-16        | 19-12       | 15-10        | 20-14       | 16-17        | 4-3        | 115-85        |
| Texas A&M         | 22-13       | 14-18        | 16-14       | 8-10         | 27-13       | 25-10        | 6-2        | 118-80        |
| Missouri          | 20-13       | 15-17        | 15-16       | 16-10        | 12-21       | 25-10        | 6-2        | 109-89        |
| South Carolina    | 17-16       | 16-16        | 18-13       | 6-15         | 19-13       | 11-21        | 6-0        | 93-94         |
| Ole Miss          | 12-20       | 20-13        | 15-17       | 16-12        | 13-19       | 12-21        | 6-0        | 94-102        |
| Georgia           | 18-15       | 11-21        | 16-16       | 14-12        | 6-26        | 16-16        | 4-3        | 85-109        |
| Vanderbilt        | 12-20       | 9-23         | 11-21       | 9-16         | 19-17       | 22-15        | 3-4        | 85-116        |

## PEARL MOVES INTO THIRD ALL-TIME IN CAREER WINS AT AUBURN

» Bruce Pearl is in his 10th season as Auburn's head coach with a 178-112 record on The Plains. With the Tigers' win over Southeastern Louisiana on Nov. 10, he surpassed Sonny Smith, who led Auburn to a 173-154 mark in 11 seasons from 1978-89, for third all-time in program history. Joel Eaves leads the way with 213 wins from 1949-63 and Cliff Ellis, who led the Tigers to 186 victories from 1994-2004, is second.

| COACH                 | SEASONS   | YEARS                     | RECORD         |
|-----------------------|-----------|---------------------------|----------------|
| 1. Joel Eaves         | 14        | 1949-50 to 1962-63        | 213-100        |
| 2. Cliff Ellis        | 10        | 1994-95 to 2003-04        | 186-125        |
| <b>3. Bruce Pearl</b> | <b>10</b> | <b>2014-15 to Present</b> | <b>178-112</b> |
| 4. Sonny Smith        | 11        | 1978-79 to 1988-89        | 173-154        |
| 5. Bill Lynn          | 10        | 1963-64 to 1972-73        | 130-124        |

## RETURNING PRODUCTION

» Auburn returns 58.1 percent of its minutes, 60.2 percent of its scoring and 61.3 percent of its rebounding from last season. The Tigers return five of their Top 7 scorers – three of the five players, who averaged 20 minutes per game, and three of five players, who recorded at least 100 rebounds last season.

## JOHNSON ENDS LAST SEASON ON HOT STREAK

» Last season, K.D. Johnson shot 16-of-29 (55.2%) from 3-point range over the last nine games shooting 25.3 percent (20-of-79) from long range in the first 24 games. Johnson averaged 10.6 points over the last nine contests of the season.

## AUBURN vs. THE TOP 25

Auburn is 77-224 against AP Top 25 teams all-time including 18-28 under Bruce Pearl. The Tigers set a program record with six wins against ranked opponents during the 2018-19 season including five straight from the SEC Championship through their run to the Final Four. Additionally, Auburn is 103-32 as a ranked team in the Pearl Era.



## IT JUST MEANS MORE

» Auburn was predicted to finish sixth in the preseason SEC media poll behind preseason favorite Tennessee, Texas A&M, Arkansas, Kentucky and Alabama.

## WELCOME TO AUBURN'S BLOCK PARTY

» Auburn is the only team that has finished in the Top 25 in the country in blocked shots per game in each of the previous seven seasons. No other team has finished in the Top 25 in blocks per game in more than five seasons over that stretch. The Tigers have blocked 1,328 shots since the start of the 2016-17 season.

» The Tigers are averaging 6.2 blocks per game this season, which is No. 21 nationally.

### MOST SEASONS IN TOP 25 IN BLOCKS PER GAME OVER THE LAST SEVEN SEASONS

#### 1. Auburn - 7

- 2T. Connecticut - 5
- 2T. Michigan State - 5
- 2T. Washington - 5
- 5T. Duke - 4
- 5T. Florida State - 4
- 5T. Kentucky - 4
- 5T. Marshall - 4
- 5T. Syracuse - 4
- 5T. USC - 4

### MOST BLOCKS IN DIVISION I SINCE THE START OF 2016-17 SEASON

| Team           | Blocks       |
|----------------|--------------|
| <b>Auburn</b>  | <b>1,328</b> |
| Duke           | 1,319        |
| Michigan State | 1,222        |
| UConn          | 1,191        |
| Marshall       | 1,185        |

| Season         | BPG        | DI Rank      |
|----------------|------------|--------------|
| <b>2023-24</b> | <b>6.3</b> | <b>No. 9</b> |
| 2022-23        | 5.1        | No. 12       |
| 2021-22        | 8.0        | No. 1        |
| 2020-21        | 6.0        | No. 1        |
| 2019-20        | 4.9        | No. 21       |
| 2018-19        | 4.8        | No. 22       |
| 2017-18        | 5.3        | No. 14       |
| 2016-17        | 5.1        | No. 22       |

## TIGERS ADD 3-POINT SHOOTERS

» After finishing 12th in the SEC shooting 31.4 percent from 3-point range last season, Auburn added three transfers who can shoot it from long range.

| Player                 | Season        | School                   | 3FGM       | 3FGA       | 3FG%        |
|------------------------|---------------|--------------------------|------------|------------|-------------|
| Chad Baker-Mazara      | 2020-21       | Duquesne                 | 25         | 60         | .417        |
|                        | 2021-22       | San Diego State          | 22         | 56         | .393        |
|                        | 2022-23       | NW Florida State College | 67         | 143        | .469        |
|                        | <b>Totals</b> |                          | <b>114</b> | <b>259</b> | <b>.440</b> |
| Denver Jones           | 2020-21       | Garden City CC           | 36         | 90         | .400        |
|                        | 2021-22       | FIU                      | 49         | 142        | .345        |
|                        | 2022-23       | FIU                      | 58         | 158        | .367        |
|                        | <b>Totals</b> |                          | <b>143</b> | <b>390</b> | <b>.367</b> |
| Chaney Johnson         | 2020-21       | UAH                      | 11         | 28         | .393        |
|                        | 2021-22       | UAH                      | 32         | 69         | .464        |
|                        | 2022-23       | UAH                      | 24         | 83         | .289        |
|                        | <b>Totals</b> |                          | <b>67</b>  | <b>180</b> | <b>.372</b> |
| <b>Combined Totals</b> |               |                          | <b>324</b> | <b>829</b> | <b>.391</b> |

## MR. DOUBLE-DOUBLE

» Junior big man Johni Broome has three double-doubles this season including a 30-point, 13-rebound, 3-block performance against Virginia Tech on Nov. 29, giving him 49 career double-doubles (13 of those at Auburn). It was the first 30-point/10-rebound game by an Auburn player since Mustapha Heron had 31 points and 10 rebounds vs. Winthrop on Nov. 24, 2017.

» Broome also recorded a double-double in each of the first two games of the season. He scored 16 points and pulled down a game-high 11 rebounds in 25 minutes in the season opener against Baylor. He followed that up with 18 points and 11 rebounds in Auburn's win over Southeastern Louisiana.

» Broome has scored in double figures in 15-straight games including all six games this season. He ranks third in the SEC averaging 8.5 rpg and seventh in scoring at 17.8 ppg. Broome is one of two players who is ranked in the Top 10 in the league in both scoring and rebounding.

» He is shooting 55.7 percent from the floor, which is sixth in the SEC, making him the only player in the league in the Top 10 in scoring, rebounding and field-goal percentage. Broome is 4-of-12 from 3-point range on the season and shooting 37.0 percent from long range over his last 14 games dating back to last season.

### JOHNI BROOME'S CAREER DOUBLE-DOUBLES BY SEASON

2020-21: 13\*

2021-22: 23\*

2022-23: 10

2023-24: 3

\*at Morehead State

### ACTIVE NCAA DIVISION I CAREER DOUBLE-DOUBLE LEADERS

| Player              | School         | Double-Doubles | Games Played |
|---------------------|----------------|----------------|--------------|
| Armando Bacot       | North Carolina | 71             | 139          |
| Norchad Omier       | Miami (Fla.)   | 53             | 95           |
| Fardaws Aimaq       | California     | 49             | 101          |
| <b>Johni Broome</b> | <b>Auburn</b>  | <b>49</b>      | <b>103</b>   |
| Enrique Freeman     | Akron          | 47             | 104          |

### SEC players ranked in the Top 10 in the league in scoring and rebounding

| Player              | School        | PPG               | RPG              |
|---------------------|---------------|-------------------|------------------|
| <b>Johni Broome</b> | <b>Auburn</b> | <b>17.8 (7th)</b> | <b>8.5 (3rd)</b> |
| Allen Flanigan      | Ole Miss      | 19.3 (3rd)        | 7.7 (6th)        |

### 30-point/10-rebound/3-block games in NCAA Division I this season

| Date         | Player              | School           | Points/Rebounds/Blocks | Opponent             |
|--------------|---------------------|------------------|------------------------|----------------------|
| 11/10        | Isaiah Cozart       | Eastern Kentucky | 33/14/4                | Wilberforce          |
| 11/6         | Quinten Post        | Boston College   | 31/11/4                | Fairfield            |
| 11/14        | Great Osobor        | Utah State       | 31/10/3                | Southern Utah        |
| <b>11/29</b> | <b>Johni Broome</b> | <b>Auburn</b>    | <b>30/13/3</b>         | <b>Virginia Tech</b> |

## PEARL AMONG THE BEST OF THE BEST

» Bruce Pearl ranks No. 13 among active NCAA Division I coaches in career wins (640), third among active SEC men's basketball coaches. He also ranks No. 19 among active NCAA All-Division coaches in career wins (640) and No. 8 all-time among winningest SEC coaches with 323 career wins (UT and AU combined).

### MOST OVERALL COLLEGIATE HEAD COACHING WINS AMONG ACTIVE SEC COACHES

| Coach              | School        | Wins       |
|--------------------|---------------|------------|
| John Calipari      | Kentucky      | 796        |
| Rick Barnes        | Tennessee     | 783        |
| <b>Bruce Pearl</b> | <b>Auburn</b> | <b>640</b> |
| Buzz Williams      | Texas A&M     | 333        |
| Mike White         | Florida       | 263        |

### MOST WINS AS AN SEC HEAD COACH AMONG ACTIVE SEC COACHES

| Coach              | School        | Wins       |
|--------------------|---------------|------------|
| John Calipari      | Kentucky      | 393        |
| <b>Bruce Pearl</b> | <b>Auburn</b> | <b>323</b> |
| Rick Barnes        | Tennessee     | 179        |
| Mike White         | Georgia       | 162        |
| Eric Musselman     | Arkansas      | 100        |

# PLAYER NOTES

0

## K.D. JOHNSON

|         | GP-GS | PPG  | RPG | FG%  | FT%  |
|---------|-------|------|-----|------|------|
| 2023-24 | 6-0   | 7.3  | 1.5 | .405 | .833 |
| Career  | 89-31 | 10.9 | 2.4 | .393 | .690 |

## Sr. | G | 6-0 | 190 | Atlanta, Ga. | Georgia

• Averaging 7.3 ppg off the bench. • 30 pts away from 1,000 career points.  
• Team's Sixth Man last season averaging 8.9 points and 1.9 rebounds per game off the bench. • Also ranked 2nd on the team in steals (36) in 2022-23.

### Career Highs

|     |        |
|-----|--------|
| Pts | 27     |
| Reb | 8      |
| Ast | 7      |
| Stl | 5 (2x) |
| Min | 37     |

1

## ADEN HOLLOWAY

|         | GP-GS | PPG  | RPG | FG%  | FT%  |
|---------|-------|------|-----|------|------|
| 2023-24 | 6-4   | 11.0 | 1.0 | .333 | .733 |
| Career  | 6-4   | 11.0 | 1.0 | .333 | .733 |

## Fr. | G | 6-1 | 178 | Charlotte, N.C. | Prolific Prep

• Returns home to the Tar Heel State this weekend. • One of 18 P5/G6 freshmen averaging double-digit minutes and double-digit points per game (12th). • Currently boasts a 2.6 assist-to-turnover ratio (21-8) this season.

### Career Highs

|     |    |
|-----|----|
| Pts | 19 |
| Reb | 3  |
| Ast | 6  |
| Stl | 3  |
| Min | 26 |

2

## JAYLIN WILLIAMS

|         | GP-GS  | PPG | RPG | FG%  | FT%  |
|---------|--------|-----|-----|------|------|
| 2023-24 | 6-6    | 8.0 | 6.2 | .472 | .833 |
| Career  | 113-66 | 8.2 | 3.8 | .487 | .747 |

## Gr. | F | 6-8 | 245 | Nahunta, Ga. | Brantley County HS

• Registered 10 points, 6 rebounds and 3 steals vs. Alabama A&M on Nov. 21.  
• Named to the Legends Classic All-Tournament Team.  
• Is the winningest player in program history (92 career wins and counting).

### Career Highs

|     |         |
|-----|---------|
| Pts | 24      |
| Reb | 11 (2x) |
| Ast | 8       |
| Stl | 4       |
| Min | 37      |

3

## TRE DONALDSON

|         | GP-GS | PPG | RPG | FG%  | FT%   |
|---------|-------|-----|-----|------|-------|
| 2023-24 | 6-3   | 6.2 | 2.0 | .538 | 1.000 |
| Career  | 38-3  | 3.1 | 1.5 | .424 | .625  |

## So. | G | 6-3 | 210 | Tallahassee, Fla. | Florida St. Univ. School

• Averaging 3.2 assists per game and made his third career start vs. Alabama A&M last week. • Turned in a 39-to-19 assist-to-turnover ratio (2.05) including 15 games with zero turnovers as the Tigers' back-up point guard in 2022-23.

### Career Highs

|     |    |
|-----|----|
| Pts | 12 |
| Reb | 5  |
| Ast | 7  |
| Stl | 4  |
| Min | 29 |

4

## JOHNI BROOME

|         | GP-GS  | PPG  | RPG | FG%  | FT%  |
|---------|--------|------|-----|------|------|
| 2023-24 | 6-5    | 17.8 | 8.5 | .557 | .568 |
| Career  | 103-99 | 15.1 | 9.3 | .550 | .601 |

## Jr. | F/C | 6-10 | 240 | Plant City, Fla. | Morehead State

• Preseason All-SEC First Team selection. • Turned in first 30-point, 10-reb game by an AU player since 2017 with an Auburn career-best 30 pts & 13 rebs vs. Virginia Tech. • On 15-game double-figure scoring streak since last season.

### Career Highs

|     |         |
|-----|---------|
| Pts | 32      |
| Reb | 18 (2x) |
| Ast | 5 (3x)  |
| Stl | 4       |
| Min | 37      |

5

## CHRIS MOORE

|         | GP-GS | PPG | RPG | FG%  | FT%  |
|---------|-------|-----|-----|------|------|
| 2023-24 | 6-6   | 3.2 | 2.8 | .438 | .571 |
| Career  | 87-22 | 2.8 | 1.9 | .494 | .658 |

## Sr. | F | 6-6 | 220 | West Memphis, Ark. | West Memphis HS

• Had surgery this summer on his right shoulder (dislocated it toward the end of last season) • What he does on the floor does not show up on the stat sheet.  
• Major vocal presence on the team in the locker room and on the floor.

### Career Highs

|     |         |
|-----|---------|
| Pts | 16      |
| Reb | 7       |
| Ast | 4       |
| Stl | 3 (2x)  |
| Min | 25 (2x) |

10

## CHAD BAKER-MAZARA

|         | GP-GS | PPG | RPG | FG%  | FT%  |
|---------|-------|-----|-----|------|------|
| 2023-24 | 6-0   | 8.5 | 3.5 | .484 | .857 |
| Career  | 52-13 | 7.5 | 2.4 | .433 | .863 |

## Jr. | G/F | 6-7 | 180 | Santo Domingo, DR | NW Florida State College

• One of the Top 100 JUCO transfers in the country (No. 13).  
• Registered a season-high 15 points, 4 rebs, 3 assists, 2 steals and one block vs. Virginia Tech. • First Auburn player hailing from the Dominican Republic.

### Career Highs

|     |        |
|-----|--------|
| Pts | 23     |
| Reb | 6 (3x) |
| Ast | 6      |
| Stl | 3 (5x) |
| Min | 34     |

12

## DENVER JONES

|         | GP-GS | PPG  | RPG | FG%  | FT%  |
|---------|-------|------|-----|------|------|
| 2023-24 | 6-5   | 8.5  | 2.3 | .412 | .882 |
| Career  | 65-40 | 15.4 | 3.6 | .438 | .869 |

## Jr. | G | 6-4 | 205 | New Market, Ala. | FIU

• Ranked No. 25 nationally last season averaging 20.1 points per game at FIU.  
• 2023 All-Conference USA First Team performer. • Recorded 1,000th career point vs. VaTech. • Rated No. 26 overall transfer in the country by 247Sports.

### Career Highs

|     |        |
|-----|--------|
| Pts | 30     |
| Reb | 13     |
| Ast | 6 (3x) |
| Stl | 4 (6x) |
| Min | 47     |

20

## CARTER SOBERA

|         | GP-GS | PPG | RPG | FG%   | FT%  |
|---------|-------|-----|-----|-------|------|
| 2023-24 | 3-0   | 0.0 | 0.3 | .000  | .000 |
| Career  | 10-0  | 0.3 | 0.5 | 1.000 | .333 |

## Sr. | G | 6-5 | 210 | Birmingham, Ala. | Mountain Brook HS

• Two-Time SEC Academic Honor Roll and NABC Honors Court student.  
• Walk-on who played high school basketball w/ AU teammate Lior Berman.  
• Scored team's 100th point in Tigers' 102-66 exhibition victory over AUM.

### Career Highs

|     |        |
|-----|--------|
| Pts | 3      |
| Reb | 2      |
| Ast | —      |
| Stl | 1      |
| Min | 2 (2x) |

23

## ADDARIN SCOTT

|         | GP-GS | PPG | RPG | FG%  | FT%   |
|---------|-------|-----|-----|------|-------|
| 2023-24 | 3-0   | 0.7 | 0.7 | .000 | 1.000 |
| Career  | 3-0   | 0.7 | 0.7 | .000 | 1.000 |

## Jr. | F | 6-9 | 207 | Dallas, Texas | Navarro College

• Goes by the nickname, AD. • One of the Top 100 JUCO transfers in the country (No. 54). • Registered his first NCAA Division I collegiate points with two made free throws and two rebounds vs. Alabama A&M on Nov. 21.

### Career Highs

|     |   |
|-----|---|
| Pts | 2 |
| Reb | 2 |
| Ast | — |
| Stl | — |
| Min | 2 |

24

## LIOR BERMAN

|         | GP-GS | PPG | RPG | FG%  | FT%  |
|---------|-------|-----|-----|------|------|
| 2023-24 | 5-0   | 0.0 | 1.0 | .000 | .000 |
| Career  | 63-0  | 1.7 | 0.8 | .388 | .444 |

## Gr. | G | 6-4 | 210 | Birmingham, Ala. | Mountain Brook HS

• Played the last four years and worked his way up from walk-on to consistently being in the rotation. • First year on scholarship.  
• Graduated summa cum laude w/ a bachelor's degree in industrial design.

### Career Highs

|     |         |
|-----|---------|
| Pts | 8 (4x)  |
| Reb | 4 (2x)  |
| Ast | 1 (9x)  |
| Stl | 1 (13x) |
| Min | 19      |

31

## CHANEY JOHNSON

|         | GP-GS | PPG  | RPG | FG%  | FT%  |
|---------|-------|------|-----|------|------|
| 2023-24 | 6-0   | 4.7  | 5.0 | .387 | .750 |
| Career  | 93-66 | 13.2 | 5.2 | .535 | .742 |

## Jr. | F | 6-7 | 220 | Alabaster, Ala. | Alabama-Huntsville

• Had breakout game vs. Alabama A&M recording game-high 15 points, 4 rebs, 2 steals and three dunks. • One of the top NCAA Division II players in the country having been named Gulf South Conference POTY in 2022-23.

### Career Highs

|     |         |
|-----|---------|
| Pts | 35      |
| Reb | 12 (2x) |
| Ast | 6       |
| Stl | 4       |
| Min | 38      |

44

## DYLAN CARDWELL

|         | GP-GS | PPG  | RPG | FG%  | FT%  |
|---------|-------|------|-----|------|------|
| 2023-24 | 6-1   | 4.8  | 3.7 | .667 | .643 |
| Career  | 99-2  | 35.3 | 3.5 | .712 | .486 |

## Sr. | C | 6-11 | 255 | Augusta, Ga. | McEachern HS

• Made his second career start vs. Alabama A&M. • Is averaging the most points (4.8) of his four-year career on The Plains.  
• Interned this summer with Athletes for Israel and was the team host for Kansas State and Arizona on both teams' foreign tour to Israel and UAE.  
• With teammate Johni Broome, one of the most formidable front-court duos in the SEC and in the country – a complete unit.

### Career Highs

|     |         |
|-----|---------|
| Pts | 10 (2x) |
| Reb | 10      |
| Ast | 4       |
| Stl | 4       |
| Min | 29      |

# TV/RADIO ROSTER CHART



0

**K.D. JOHNSON**  
G • 6-0 • 190 • Sr.  
Atlanta, Ga.



1

**ADEN HOLLOWAY**  
G • 6-1 • 178 • Fr.  
Charlotte, N.C.



2

**JAYLIN WILLIAMS**  
F • 6-8 • 245 • Gr.  
Nahunta, Ga.



3

**TRE DONALDSON**  
G • 6-3 • 200 • So.  
Tallahassee, Fla.



4

**JOHNI BROOME**  
F/C • 6-10 • 240 • Jr.  
Plant City, Fla.



5

**CHRIS MOORE**  
F • 6-6 • 220 • Sr.  
West Memphis, Ark.



10

**CHAD BAKER-MAZARA**  
G/F • 6-7 • 180 • Jr.  
Santo Domingo, D.R.




12

**DENVER JONES**  
G • 6-4 • 205 • Jr.  
New Market, Ala.




13

**CJ WILLIAMS**  
G • 6-2 • 175 • So.  
Fayetteville, Ark.



14

**PRESLEY PATTERSON**  
G • 5-11 • 180 • So.  
Knoxville, Tenn.



20

**CARTER SOBERA**  
G • 6-5 • 210 • Sr.  
Birmingham, Ala.



21

**BLAKE MUSCHALEK**  
G • 6-3 • 178 • Fr.  
Dallas, Texas



22

**REED TRAPP**  
G • 6-6 • 188 • So.  
Muscle Shoals, Ala.



23

**ADDARIN SCOTT**  
F • 6-9 • 207 • Jr.  
Dallas, Texas



24

**LIOR BERMAN**  
G • 6-4 • 210 • Gr.  
Birmingham, Ala.



31

**CHANEY JOHNSON**  
F • 6-7 • 220 • Jr.  
Alabaster, Ala.



33

**LUCAS CLANTON**  
G • 6-1 • 175 • Fr.  
Shelbyville, Tenn.




42

**HASTON ALEXANDER**  
C • 6-10 • 255 • So.  
Tuscumbia, Ala.



44

**DYLAN CARDWELL**  
C • 6-11 • 255 • Sr.  
Augusta, Ga.



55

**JALEN HARPER**  
G • 6-2 • 165 • Gr.  
Mableton, Ga.



| No. | Name              | Pos. | Ht.  | Wt. | Cl. | Hometown (Last School)                               |
|-----|-------------------|------|------|-----|-----|--|
| 0   | K.D. Johnson      | G    | 6-0  | 190 | Sr. | Atlanta, Ga. (Georgia)                               |
| 1   | Aden Holloway     | G    | 6-1  | 178 | Fr. | Charlotte, N.C. (Prolific Prep)                      |
| 2   | Jaylin Williams   | F    | 6-8  | 245 | Gr. | Nahunta, Ga. (Brantley County HS)                    |
| 3   | Tre Donaldson     | G    | 6-3  | 200 | So. | Tallahassee, Fla. (Florida State Univ. School)       |
| 4   | Johni Broome      | F    | 6-10 | 240 | Jr. | Plant City, Fla. (Morehead State)                    |
| 5   | Chris Moore       | F    | 6-6  | 220 | Sr. | West Memphis, Ark. (West Memphis HS)                 |
| 10  | Chad Baker-Mazara | G/F  | 6-7  | 180 | Jr. | Santo Domingo, Dominican Republic (NW Florida State) |
| 12  | Denver Jones      | G    | 6-4  | 205 | Jr. | New Market, Ala. (FIU)                               |
| 13  | CJ Williams       | G    | 6-2  | 175 | So. | Fayetteville, Ark. (Fayetteville HS)                 |
| 14  | Presley Patterson | G    | 5-11 | 180 | So. | Knoxville, Tenn. (Knoxville Catholic HS)             |
| 20  | Carter Sobera     | G    | 6-5  | 210 | Sr. | Birmingham, Ala. (Mountain Brook HS)                 |
| 21  | Blake Muschalek   | G    | 6-3  | 178 | Fr. | Dallas, Texas (Trinity Christian Academy)            |
| 22  | Reed Trapp        | G    | 6-6  | 188 | So. | Muscle Shoals, Ala. (Birmingham-Southern College)    |
| 23  | Addarin Scott     | F    | 6-9  | 207 | Jr. | Dallas, Texas (Navarro College)                      |
| 24  | Lior Berman       | G    | 6-4  | 210 | Gr. | Birmingham, Ala. (Mountain Brook HS)                 |
| 31  | Chaney Johnson    | F    | 6-7  | 220 | Jr. | Alabaster, Ala. (UAH)                                |
| 33  | Lucas Clanton     | G    | 6-1  | 175 | Fr. | Shelbyville, Tenn. (Cascade HS)                      |
| 42  | Haston Alexander  | C    | 6-10 | 255 | So. | Tuscumbia, Ala. (Covenant Christian School)          |
| 44  | Dylan Cardwell    | C    | 6-11 | 255 | Sr. | Augusta, Ga. (McEachern HS)                          |
| 55  | Jalen Harper      | G    | 6-2  | 165 | Gr. | Mableton, Ga. (Shelton State CC)                     |

**Head Coach:** Bruce Pearl (Boston College '82) - 10th Season

**Associate Head Coach:** Steven Pearl (Tennessee '10) - 10th Season

**Assistant Coach:** Ira Bowman (Penn '96) - Sixth Season

**Assistant Coach:** Corey Williams (Oklahoma State '02) - First Season

**Assistant Coach:** Chad Prewett (Troy State '94) - 10th Season

**Assistant Coach/Offensive Coordinator:** Mike Burgomaster (Miami '16) - Eighth Season

**Director of Player Development:** Marquis Daniels (Auburn '03) - Sixth Season

**Director of Scouting and Recruiting:** Ian Borders (Louisville '07) - Sixth Season

**Director of Sports Performance:** Damon Davis (Western Illinois '03) - 15th Season

**Senior Athletic Trainer:** Clark Pearson (Kentucky '96) - 15th Season

**Executive Assistant to the Head Coach:** Bridget Graba - 13th Season

**Director of Operations:** Maddux Jeffreys (Auburn '20) - Second Season

**Director of Creative Content:** Steven Leonard (Indiana '17) - Second Season

**Chaplain:** Jeremy Napier (West Virginia State '07) - Second Season

**Graduate Assistant:** Geoff Gray (Emerson College '19) - Second Season

**Graduate Assistant:** Bryant Smith - Second Season

### PRONUNCIATION GUIDE

|                   |                        |
|-------------------|------------------------|
| HASTON Alexander  | HAY-stun               |
| Chad Baker-MAZARA | MUH-ZARR-UH (like car) |
| LIOR Berman       | LEE-oar                |
| JOHNI Broome      | JUH-nye (like dye)     |
| ADEN Holloway     | AY-den                 |
| Blake MUSCHALEK   | MOO-SHUH-lek           |
| ADDARIN Scott     | UH-Dare-IN             |
| JAYLIN Williams   | JAY-lynn               |

### WEEKLY SCHEDULE

| SUNDAY<br>November 26                       | MONDAY<br>November 27                    | TUESDAY<br>November 28   | WEDNESDAY<br>November 29                                      | THURSDAY<br>November 30 | FRIDAY<br>December 1   | SATURDAY<br>December 2      |
|---|--|--|---|-------------------------|--|-----------------------------|
| Practice<br>at 11:45 a.m.<br>(Practice Gym) | Practice<br>at 3:15 p.m.<br>(Main Floor) | BP Weekly Press<br>Conference at<br>1:30 p.m.<br>(Media Room)<br>Practice at 2:30 p.m. | Game Day<br>vs. Virginia Tech<br>8:15 p.m.<br>(Neville Arena) | OFF                     | BP Weekly Press<br>Conference at<br>2:15 p.m.<br>(Media Room)<br>Practice at 3:15 p.m. | Team Travel<br>to App State |



# HEAD COACH BRUCE PEARL



Auburn Head Coach Bruce Pearl is in his 10th season on The Plains.

He has guided the Tigers to 178 wins in 10 seasons, the program's first-ever No. 1 ranking in both national polls and a memorable run to the NCAA Final Four in 2019.

The three-time SEC Coach of the Year's accomplishments also include two Southeastern Conference regular-

season championships, one SEC Tournament championship and four NCAA Tournament berths with the Tigers.

Pearl currently ranks No. 13 among active NCAA Division I coaches in career wins (640) and No. 8 all-time among winningest SEC coaches with 323 career victories at Auburn and Tennessee combined.

During the 2022-23 season, the Tigers continued to make history finishing the season with a 21-13 overall record - the 11th-most wins in program history. Auburn has now turned in 20-win seasons in five of the last six years and is the second-winningest program in the SEC in that span.

Auburn was ranked a program-best 32-consecutive weeks in The Associated Press Top 25 Poll and as high as No. 11 in the country during the season. It was one of 10 schools to be ranked in the AP Top 25 throughout the 2022 calendar year.

For the third-consecutive school year, the Tigers achieved a team GPA of 3.0 or higher and received the NABC Academic Excellence Award under Pearl.

Six Tigers have been drafted into the NBA and developed by Pearl and his coaching staff including All-Americans Jabari Smith (No. 3 overall in 2022) and Walker Kessler selected (No. 22 overall in 2022). Both are currently playing in the league along with Chuma Okeke (No. 16 overall in 2019), Isaac Okoro (No. 5 overall in 2020), JT Thor (No. 37 overall in 2021) and Sharife Cooper (No. 48 overall in 2021).

Pearl's teams have been just as successful off the court as Auburn has had 37 graduates since 2014 - the most in the SEC.

In 29 seasons as a head coach, he has guided his teams to the NCAA Tournament 21 times and a 640-257 (.713) winning record.

Pearl is the only head coach (football or men's basketball) in SEC history to lead two programs to a No. 1 national ranking (Auburn in 2022 and UT in 2008). Additionally, he is just one of three head coaches to take four programs (three at the Division I level) to the Sweet 16, joining Lon Kruger and Eddie Sutton.

Through the Bruce Pearl Family Foundation, he and his wife, Brandy, remain committed to giving back to those in Alabama, providing support to children and families facing challenging and life-altering illnesses through Children's Harbor.

In 2015-16, Pearl started AUTLIVE at Auburn to benefit patients in the state of Alabama in the fight against cancer. AUTLIVE also raises the awareness of cancer prevention and detection.

A native of Boston, Mass., Pearl graduated cum laude from Boston College in 1982 with a bachelor's degree in business administration. He is the proud father of four children, Jacqui, Steven, Leah and Michael, and enjoys spending time with his grandchildren.

## CAREER HONORS

- Three-Time SEC Coach of the Year (2006, 2008 and 2022)
- Three-Time Horizon League Coach of the Year (2002, 2003 and 2005)
- Two-Time GLVC Coach of the Year (1993 and 1994)
- 2019 NCAA Final Four appearance
- 2009 Maccabi Games Gold Medalist (Team USA)
- 2008 Adolph Rupp Cup Award recipient
- 2006 Sporting News Coach of the Year
- 1995 NABC Division II Coach of the Year
- 1995 NCAA Division II National Championship

## HEAD COACHING RECORD

| Year          | School           | Record                | Postseason            |
|---------------|------------------|-----------------------|-----------------------|
| 1992-93       | Southern Indiana | 22-7                  | NCAA Region 3rd Place |
| 1993-94       | Southern Indiana | 28-4                  | NCAA Runner-Up        |
| 1994-95       | Southern Indiana | 29-4                  | NCAA Champions        |
| 1995-96       | Southern Indiana | 25-4                  | NCAA Sweet 16         |
| 1996-97       | Southern Indiana | 23-5                  | NCAA First Round      |
| 1997-98       | Southern Indiana | 27-6                  | NCAA Sweet 16         |
| 1998-99       | Southern Indiana | 26-6                  | NCAA Sweet 16         |
| 1999-00       | Southern Indiana | 25-6                  | NCAA Sweet 16         |
| 2000-01       | Southern Indiana | 26-4                  | NCAA First Round      |
| <b>Total</b>  |                  | <b>231-46</b>         |                       |
| 2001-02       | Milwaukee        | 16-13                 | -                     |
| 2002-03       | Milwaukee        | 24-8                  | NCAA First Round      |
| 2003-04       | Milwaukee        | 20-11                 | NIT First Round       |
| 2004-05       | Milwaukee        | 26-6                  | NCAA Sweet 16         |
| <b>Total</b>  |                  | <b>86-38</b>          |                       |
| 2005-06       | Tennessee        | 22-8                  | NCAA Second Round     |
| 2006-07       | Tennessee        | 24-11                 | NCAA Sweet 16         |
| 2007-08       | Tennessee        | 31-5                  | NCAA Sweet 16         |
| 2008-09       | Tennessee        | 21-13                 | NCAA First Round      |
| 2009-10       | Tennessee        | 28-9                  | NCAA Elite Eight      |
| 2010-11       | Tennessee        | 19-15                 | -                     |
| <b>Total</b>  |                  | <b>145-61</b>         |                       |
| 2014-15       | Auburn           | 15-20                 | -                     |
| 2015-16       | Auburn           | 11-20                 | -                     |
| 2016-17       | Auburn           | 6-14 #                | -                     |
| 2017-18       | Auburn           | 26-8                  | NCAA Second Round     |
| 2018-19       | Auburn           | 30-10                 | NCAA Final Four       |
| 2019-20       | Auburn           | 25-6                  | (Canceled)            |
| 2020-21       | Auburn           | 13-14                 |                       |
| 2021-22       | Auburn           | 26-6 %                | NCAA Second Round     |
| 2022-23       | Auburn           | 21-13                 | NCAA Second Round     |
| 2023-24       | Auburn           | 5-1                   |                       |
| <b>Total</b>  |                  | <b>178-112</b>        |                       |
| <b>Career</b> |                  | <b>640-257 (.713)</b> |                       |

# Denotes vacated games by the NCAA during the 2016-17 season

% Two wins credited to assistant coaches/then-acting head coaches Wes Flanigan and Steven Pearl during the 2021-22 season

# TOP PERFORMANCES UNDER PEARL AT AUBURN

## MOST POINTS TEAM

- 119, vs. Northwestern State (Nov. 27, 2015)  
119, vs. Winthrop (Nov. 24, 2017)
- 117, vs. Coastal Carolina (Dec. 15, 2016)
- 116, vs. CSUN (Nov. 15, 2019)
- 109, vs. UConn (Nov. 24, 2021)
- 109, at South Carolina (Jan. 23, 2021)

## MOST POINTS INDIVIDUAL

- 34, Bryce Brown vs. Dayton (Dec. 8, 2018)
- 33, Samir Doughty vs. CSUN (Nov. 15, 2019)
- 32, Samir Doughty at Tennessee (Mar. 7, 2020)
- 31, Jabari Smith vs. Vanderbilt (Feb. 16, 2022)  
31, Bryce Brown vs. Norfolk State (Nov. 10, 2017)  
31, Mustapha Heron vs. Winthrop (Nov. 24, 2017)  
31, Jared Harper at UAB (Dec. 15, 2018)
- 30, Johni Broome vs. Virginia Tech (Nov. 29, 2023)**

## MOST REBOUNDS TEAM

- 66, vs. Mississippi College (Nov. 14, 2018)
- 60, at Arkansas [OT] (Feb. 8, 2022)  
60, vs. Alabama (Feb. 12, 2020)
- 56, vs. Saint Joseph's (Nov. 26, 2020)
- 53, vs. Winthrop (Nov. 15, 2022)

## MOST REBOUNDS INDIVIDUAL

- 19, Walker Kessler at Arkansas [OT] (Feb. 8, 2022)  
19, Cinmeon Bowers at Middle Tennessee (Dec. 12, 2015)
- 18, Johni Broome vs. Georgia (Feb. 1, 2023)  
18, Cinmeon Bowers vs. Alabama (Jan. 19, 2016)  
18, Cinmeon Bowers vs. Ole Miss (Feb. 20, 2016)
- 17, Cinmeon Bowers vs. Milwaukee (Nov. 14, 2014)  
17, Cinmeon Bowers vs. Winthrop (Dec. 17, 2014)  
17, Cinmeon Bowers vs. Mississippi State (Jan. 21, 2015)  
17, Horace Spencer vs. Mississippi College (Nov. 14, 2018)  
17, Austin Wiley vs. Alabama (Feb. 12, 2020)

## MOST 3-POINTERS TEAM

- 22, vs. South Alabama (Dec. 4, 2020)
- 21, vs. Coastal Carolina (Dec. 15, 2016)
- 18, vs. South Alabama (Nov. 6, 2018)  
18, vs. LSU (Feb. 8, 2020)
- 17, vs. Northwestern State (Nov. 27, 2015)  
17, vs. Vanderbilt (Feb. 3, 2018)  
17, vs. Arkansas (Feb. 20, 2019)  
17, vs. North Carolina (Mar. 29, 2019)  
17, vs. CSUN (Nov. 15, 2019)

## MOST 3-POINTERS INDIVIDUAL

- 9, Bryce Brown at Arkansas (Feb. 17, 2016)
- 8, Kareem Canty at Middle Tennessee (Dec. 12, 2015)  
8, Bryce Brown vs. South Carolina (Mar. 3, 2018)  
8, Samir Doughty at Tennessee (Mar. 7, 2020)
- 7, Jabari Smith vs. Vanderbilt (Feb. 16, 2022)  
7, KT Harrell vs. Coastal Carolina (Dec. 5, 2014)  
7, Bryce Brown at Ole Miss (Jan. 9, 2019)  
7, Bryce Brown vs. Kansas (Mar. 23, 2019)  
7, Justin Powell vs. South Alabama (Dec. 4, 2020)

## MOST FT MADE TEAM

- 36, vs. Missouri (Jan. 26, 2021)
- 33, vs. UConn (Nov. 24, 2021)  
33, vs. Kentucky (Feb. 1, 2020)
- 31, vs. Arkansas (Feb. 10, 2015)  
31, at Arkansas - Feb. 27, 2018)

## MOST FT MADE INDIVIDUAL

- 18, Sharife Cooper vs. Missouri (Jan. 26, 2021)
- 15, KT Harrell vs. Georgia (Mar. 3, 2015)  
15, Jared Harper at UAB (Dec. 15, 2018)
- 14, Jared Harper vs. Ole Miss (Jan. 7, 2017)  
14, Samir Doughty vs. Kentucky (Feb. 1, 2020)
- 12, Jabari Smith vs. UConn (Nov. 24, 2001)  
12, Desean Murray vs. Ole Miss (Jan. 9, 2018)  
12, Jared Harper vs. South Carolina (Mar. 15, 2019)

## MOST FT ATTEMPTED TEAM

- 46, at Missouri (Feb. 15, 2020)
- 44, vs. Kentucky (Feb. 1, 2020)  
44, vs. Missouri (Jan. 26, 2021)
- 43, vs. Saint Joseph's (Nov. 26, 2020)
- 42, vs. Eastern Kentucky (Nov. 17, 2016)  
42, vs. Alabama (Jan. 21, 2017)

## MOST FT ATTEMPTED INDIVIDUAL

- 21, Sharife Cooper vs. Missouri (Jan. 26, 2021)
- 18, Cinmeon Bowers vs. Missouri (Jan. 10, 2015)  
18, KT Harrell vs. LSU (Mar. 13, 2015)  
18, Austin Wiley vs. Alabama (Jan. 21, 2017)
- 17, Jared Harper vs. Ole Miss (Jan. 7, 2017)
- 16, Johni Broome vs. Houston (March 18, 2023)  
16, K.D. Johnson vs. UConn (Nov. 24, 2021)  
16, Cinmeon Bowers vs. LSU (Feb. 2, 2016)  
16, Jared Harper at UAB (Dec. 15, 2018)

## MOST ASSISTS TEAM

- 27, vs. CSUN (Nov. 15, 2019)
- 26, vs. Nebraska (Dec. 11, 2021)
- 25, vs. Saint Peter's (Nov. 28, 2018)
- 24, vs. South Alabama (Nov. 6, 2018)  
24, vs. South Alabama (Dec. 4, 2020)

## MOST ASSISTS INDIVIDUAL

- 16, J'Von McCormick vs. CSUN (Nov. 15, 2019)
- 14, Jared Harper vs. Vanderbilt (Feb. 3, 2018)
- 13, Jared Harper vs. South Alabama (Nov. 6, 2018)
- 13, Jared Harper vs. North Carolina (Mar. 29, 2019)
- 12, Wendell Green Jr. at South Carolina (Jan. 21, 2023)

## MOST STEALS TEAM

- 20, vs. North Florida (Dec. 29, 2018)
- 18, vs. Tennessee (Feb. 22, 2020)
- 16, vs. Nebraska (Dec. 11, 2021)  
16, vs. Saint Peter's (Nov. 28, 2018)
- 14, vs. Texas Southern (Nov. 18, 2022)  
14, vs. George Mason (Nov. 7, 2022)  
14, vs. Georgia (Jan. 20, 2018)  
14, vs. Alabama (Feb. 21, 2018)  
14, vs. Mississippi College (Nov. 14, 2018)  
14, vs. Florida (Mar. 16, 2019)  
14, vs. Tennessee (Mar. 17, 2019)  
14, vs. New Mexico (Nov. 25, 2019)

## MOST STEALS INDIVIDUAL

- 5, Wendell Green Jr. at Mississippi State (March 2, 2022)  
5, Walker Kessler vs. Nebraska (Dec. 11, 2021)  
5, Zep Jasper vs. Nebraska (Dec. 11, 2021)  
5, K.D. Johnson vs. Syracuse (Nov. 26, 2021)  
5, K.D. Johnson vs. UConn (Nov. 24, 2021)  
5, K.C. Ross-Miller vs. Oregon State (Nov. 26, 2014)  
5, K.C. Ross-Miller vs. Middle Tennessee (Dec. 29, 2014)  
5, Antoine Mason at LSU (Feb. 5, 2015)  
5, Malik Dunbar vs. UNC Asheville (Dec. 4, 2018)  
5, Chuma Okeke vs. Murray State (Dec. 22, 2018)  
5, Chuma Okeke vs. North Florida (Dec. 29, 2018)  
5, J'Von McCormick vs. Tennessee (Feb. 22, 2020)

## MOST BLOCKS TEAM

- 14, vs. Texas A&M (Feb. 12, 2022)  
14, vs. Yale (Dec. 4, 2021)  
14, vs. LSU (Dec. 29, 2021)  
14, at Georgia (Jan. 13, 2021)  
14, vs. Missouri (Jan. 26, 2021)

## MOST BLOCKS INDIVIDUAL

- 12, Walker Kessler vs. Texas A&M (Feb. 12, 2022)
- 11, Walker Kessler vs. LSU (Dec. 29, 2021)
- 9, Walker Kessler vs. Jacksonville State (Mar. 18, 2022)
- 8, Johni Broome vs. Saint Louis (Nov. 27, 2022)  
8, Walker Kessler vs. Ole Miss (Feb. 23, 2022)  
8, Walker Kessler vs. Alabama (Feb. 1, 2022)

**ASSOCIATED PRESS POLL**

| RK | TEAM              | RECORD | PTS  |
|----|-------------------|--------|------|
| 1  | Purdue (60)       | 6-0    | 1572 |
| 2  | Arizona (1)       | 6-0    | 1467 |
| 3  | Marquette         | 5-1    | 1418 |
| 4  | UConn (2)         | 6-0    | 1411 |
| 5  | Kansas            | 5-1    | 1312 |
| 6  | Houston           | 7-0    | 1289 |
| 7  | Duke              | 5-1    | 1194 |
| 8  | Miami             | 5-0    | 1031 |
| 9  | Baylor            | 6-0    | 1030 |
| 10 | Tennessee         | 4-2    | 967  |
| 11 | Gonzaga           | 4-1    | 964  |
| 12 | Kentucky          | 5-1    | 727  |
| 13 | Florida Atlantic  | 5-1    | 664  |
| 14 | Texas A&M         | 6-1    | 646  |
| 15 | Creighton         | 5-1    | 613  |
| 16 | Texas             | 5-1    | 571  |
| 17 | North Carolina    | 5-1    | 567  |
| 18 | Villanova         | 6-1    | 534  |
| 19 | BYU               | 6-0    | 416  |
| 20 | Colorado State    | 6-0    | 330  |
| 21 | Mississippi State | 6-0    | 309  |
| 22 | James Madison     | 6-0    | 303  |
| 23 | Alabama           | 5-1    | 259  |
| 24 | Illinois          | 5-1    | 134  |
| 25 | Oklahoma          | 6-0    | 120  |

**Others receiving votes:** Memphis 108, San Diego State 102, Colorado 70, Ohio State 67, TCU 66, Michigan State 57, **Auburn 46**, UCLA 24, Princeton 14, Arkansas 10, Iowa State 8, Florida State 8, Liberty 7, USC 7, Nevada 6, Virginia 6, Clemson 6, Ole Miss 5, Nebraska 4, South Carolina 2, Cincinnati 2, Kansas State 1, Bradley 1

**COACHES POLL**

| RK | TEAM              | RECORD | PTS |
|----|-------------------|--------|-----|
| 1  | Purdue (32)       | 6-0    | 800 |
| 2  | Arizona           | 6-0    | 747 |
| 3  | Marquette         | 5-1    | 703 |
| 4  | UConn             | 6-0    | 700 |
| 5  | Houston           | 7-0    | 681 |
| 6  | Kansas            | 5-1    | 647 |
| 7  | Duke              | 5-1    | 594 |
| 8  | Miami             | 5-0    | 542 |
| 9  | Baylor            | 6-0    | 537 |
| 10 | Gonzaga           | 4-1    | 483 |
| 11 | Tennessee         | 4-2    | 462 |
| 12 | Kentucky          | 5-1    | 373 |
| 13 | Texas A&M         | 6-1    | 326 |
| 14 | Creighton         | 5-1    | 324 |
| 15 | Villanova         | 6-1    | 317 |
| 16 | North Carolina    | 5-1    | 303 |
| 17 | Florida Atlantic  | 5-1    | 287 |
| 18 | Texas             | 5-1    | 201 |
| 19 | BYU               | 6-0    | 187 |
| 20 | Alabama           | 5-1    | 157 |
| 21 | Colorado State    | 6-0    | 132 |
| 22 | Mississippi State | 6-0    | 125 |
| 23 | James Madison     | 6-0    | 109 |
| 24 | Illinois          | 5-1    | 99  |
| 25 | Michigan State    | 3-3    | 66  |

**Others receiving votes:** Memphis 63, Virginia 54, UCLA 46, TCU 45, San Diego State 45, Oklahoma 44, Colorado 43, Ohio State 37, Clemson 27, **Auburn 26**, Princeton 24, Nevada 11, Iowa State 11, USC 7, Liberty 6, Bradley 4, Cincinnati 2, Arkansas 2, Florida 1

**LAST TIME TEAM**

Defeated a ranked team at home \_\_\_\_\_ vs. #12 Tennessee (3/4/23)  
 Defeated a ranked team on the road \_\_\_\_\_ at #24 Alabama (1/11/22)  
 Defeated a ranked team at a neutral site \_\_\_\_\_ vs. #7 Kentucky (3/31/19)  
 Defeated a top-10 team at home \_\_\_\_\_ vs. #5 Tennessee (3/9/19)  
 Defeated a top-10 team on the road \_\_\_\_\_ at #8 Arkansas (1/23/93)  
 Defeated a top-10 team at a neutral site \_\_\_\_\_ vs. #7 Kentucky (3/31/19)  
 Won in overtime \_\_\_\_\_ at Mississippi State, 81-68 (OT) (3/2/22)  
 Lost in overtime \_\_\_\_\_ at #2 Alabama, 90-85 (OT) (3/1/23)  
 Won in double overtime \_\_\_\_\_ at Ole Miss, 83-82 (2OT) (1/28/20)  
 Lost in double overtime \_\_\_\_\_ vs. #22 UConn, 115-109 (2OT) (11/24/21)  
 Played back-to-back overtime games \_\_\_\_\_ at Arkansas, W 79-76 (OT) (2/5/20)  
 \_\_\_\_\_ vs. LSU, W 91-90 (OT) (2/8/20)  
 \_\_\_\_\_ vs. Alabama, W 95-91 (OT) (2/12/20)  
 Played in three-straight overtime games \_\_\_\_\_ at Arkansas, W 79-76 (OT) (2/5/20)  
 \_\_\_\_\_ vs. LSU, W 91-90 (OT) (2/8/20)  
 \_\_\_\_\_ vs. Alabama, W 95-91 (OT) (2/12/20)  
 Played at least three overtimes \_\_\_\_\_ vs. Georgia (SECT) (4OT) (3/1/79)  
 Shot 70% for a half \_\_\_\_\_ 72.4% (21-29) at Washington (2nd) (12/21/22)  
 Shot 70% for a half (SEC) \_\_\_\_\_ 70.8% (17-24) vs. Vanderbilt (2nd) (2/16/22)  
 Shot 60% for a game \_\_\_\_\_ 61.8% (42-68) vs. Winthrop (11/24/17)  
 Shot 60% for a game (SEC) \_\_\_\_\_ 61.1% (33-54) at Arkansas (2/17/16)  
 Shot less than 30% for game \_\_\_\_\_ 23.6% (13-55) at Tennessee (2/4/23)  
 Shot 100% from the FT line \_\_\_\_\_ 100% (6-6) vs. Long Beach State (12/23/11)  
 Shot 60% from 3-point line \_\_\_\_\_ 60.0% (12-20) at #2 Alabama (3/1/23)  
 Shot less than 30% in half \_\_\_\_\_ 28.6% (10-35) vs. Alabama (2nd) (2/11/23)  
 Shot less than 20% in half \_\_\_\_\_ 16.7% (4-24) vs. #2 Houston (2nd) (3/18/23)  
 Shot less than 10% in a half \_\_\_\_\_ 8.3% (2-24) vs. LSU (1st) (1/8/11)  
 Attempted 50 free throws \_\_\_\_\_ 52 vs. Vanderbilt (2/6/54)  
 Attempted 40 free throws \_\_\_\_\_ 41 vs. #22 UConn (11/24/21)  
 Attempted 30 free throws in half \_\_\_\_\_ 30 vs. #12 Missouri (2nd) (1/26/21)  
 Made 30 free throws \_\_\_\_\_ 33 vs. #22 UConn (11/24/21)  
 Made 30 free throws (SEC) \_\_\_\_\_ 31 vs. Alabama (2/1/22)  
**Made at least 10 3-point field goals \_\_\_\_\_ 11 vs. Southeastern Louisiana (11/10/23)**  
 Made at least 15 3-point field goals \_\_\_\_\_ 15 vs. Arkansas (12/30/20)  
 Failed to make 3-point field goal \_\_\_\_\_ vs. Kentucky (0-15) (1/19/13)  
 Had at least 60 rebounds \_\_\_\_\_ 60 at Arkansas [OT] (2/8/22)  
 Had at least 50 rebounds \_\_\_\_\_ 53 vs. Winthrop (11/15/22)  
 Had less than 20 rebounds \_\_\_\_\_ 19 vs. Arkansas (3/9/23)  
 Had at least 25 assists \_\_\_\_\_ 26 vs. Nebraska (12/11/21)  
**Had at least 20 assists \_\_\_\_\_ 20 vs. St. Bonaventure (11/17/23)**  
 Had at least 15 steals \_\_\_\_\_ 16 vs. Nebraska (12/11/21)  
**Had at least 10 blocks \_\_\_\_\_ 10 vs. #17 Baylor (11/7/23)**  
 Had at least 15 blocks \_\_\_\_\_ 17 vs. Nicholls State (11/25/11)  
 Failed to make a blocked shot \_\_\_\_\_ 0 at #2 Alabama (3/1/23)  
 Had at least 25 lead changes \_\_\_\_\_ 27 at Arkansas (1/16/13)  
 Scored 50 points in a half \_\_\_\_\_ 52 vs. Iowa (2nd) (3/16/23)  
 Scored 50 points in a half (SEC) \_\_\_\_\_ 52 vs. Georgia (2nd) (2/1/23)  
 Scored 60 points in a half \_\_\_\_\_ 66 vs. CSUN (1st) (11/15/19)  
 Scored 60 points in a half (SEC) \_\_\_\_\_ 64 at Tennessee (2nd) (2/15/06)  
 Scored 70 points in a half \_\_\_\_\_ 72 vs. Northwestern State (2nd) (11/27/15)  
 Scored 100 points \_\_\_\_\_ 100 vs. Alabama (2/1/22)  
 Scored 100 points (SEC) \_\_\_\_\_ 100 vs. Alabama (2/1/22)  
 Scored under 20 points in 1st half \_\_\_\_\_ 19 at Tennessee (2/4/23),  
 \_\_\_\_\_ vs. Northwestern (11/23/22), vs. Clemson (3/18/18)  
 Scored under 20 points in 2nd half \_\_\_\_\_ 14 vs. Tulsa (11/24/14)  
 Scored under 10 points in a half \_\_\_\_\_ 6 vs. LSU (1st) (1/8/11)  
 Scored 35 or under points in a game \_\_\_\_\_ 35 vs. Tulsa (11/24/14)  
 Scored under 50 points in game \_\_\_\_\_ 43 at Tennessee (2/4/23),  
 \_\_\_\_\_ vs. Northwestern (11/23/22)  
 Scored under 50 points in game (SEC) \_\_\_\_\_ 43 at Tennessee (2/4/23)



# LAST TIME INDIVIDUAL

|  |  |
|--|--|
| Scored at least 30 points                              | <b>Johni Broome (30) vs. Virginia Tech (11/29/23)</b>  |
| Scored at least 35 points                              | Toney Douglas (38) vs. Nicholls State (11/24/04)   |
| Scored at least 40 points                              | Wesley Person (44) vs. UAB (12/16/93)  |
| Had two players with at least 20 points                | Jabari Smith (31), Walker Kessler (22) vs. Vanderbilt (2/16/22)  |
| Had three players with at least 20 points              | Samir Doughty (26), J'Von McCormick (23), Devan Cambridge (21) vs. LSU (2/8/20)  |
| Had two players with 25 points                         | Bryce Brown (26), Jared Harper (25) vs. Xavier (OT) (11/19/18)   |
| Had two players with 25 points (SEC)                   | Chris Denson (30), KT Harrell (26) vs. Mississippi State (2/14/14)   |
| Scored 20 points in a half                             | Jabari Smith (20, 2nd) at Florida (2/19/22)  |
| Scored 20 points in 1st half                           | Bryce Brown (20) at Texas A&M (1/16/19)  |
| Scored 20 points in 2nd half                           | Jabari Smith (20, 2nd) at Florida (2/19/22)  |
| Scored 25 points in a half                             | Bryce Brown (25, 2nd) vs. Kentucky (1/19/19)   |
| A player had back-to-back 20-point games               | Johni Broome (20) vs. Missouri (2/14/23); (20) at Vanderbilt (2/18/23)   |
| A player three consecutive 20-point games              | Jabari Smith (27) at Tennessee (2/26/22); (27) at Mississippi State [OT] (3/2/22); vs. South Carolina (3/5/22)   |
| A player had back-to-back 20-point SEC games           | Johni Broome (20) vs. Missouri (2/14/23); (20) at Vanderbilt (2/18/23)   |
| A player had back-to-back 25-point SEC games           | Jabari Smith (27) at Tennessee (2/26/22); (27) at Mississippi State [OT] (3/2/22)  |
| A player had three straight 25-point SEC games         | Chris Denson (29) at LSU (2/8/14); (26) vs. Kentucky (2/12/14); (30) vs. Mississippi State (2/15/14)   |
| A player had four straight 25-point SEC games          | Chris Denson (25) at South Carolina (2/5/14); (29) at LSU (2/8/14); (26) vs. Kentucky (2/12/14); (30) vs. Mississippi State (2/15/14)  |
| A player had five straight 25-point SEC games          | Keenan Carpenter (44) vs. LSU (1/8/89); (28) vs. Mississippi State (2/11/89); (33) at Florida (2/15/89); (32) at Ole Miss (2/18/89); (29) vs. Kentucky (2/20/89)   |
| A player had back-to-back 20-point games off the bench | Jamal Johnson (21) at Arkansas (12/30/20); (20) at Texas A&M (1/2/21)  |
| Zero players scored in double figures                  | at Vanderbilt (1/7/12)   |
| Only one player scored in double figures               | Jamal Johnson (18) at UCF (11/30/20)   |
| <b>Five players scored in double figures</b>           | <b>Jaylin Williams (11), Johni Broome (15), Chris Moore (10), Aden Holloway (15) and Tre Donaldson (10) vs. Notre Dame (11/16/23)</b>  |
| Five players scored in double figures (SEC)            | Wendell Green Jr. (23), Jabari Smith (17), Walker Kessler (14), K.D. Johnson (13), Allen Flanigan (10) vs. Alabama (2/1/22)  |
| All five starters scored in double figures             | Allen Flanigan (23), Devan Cambridge (15), Jamal Johnson (14), Jaylin Williams (13), JT Thor (10) vs. Tennessee (2/27/21)  |
| Six players scored in double figures                   | J. Broome (19), W. Green Jr. (15), J. Williams (11), K.D. Johnson (11), T. Donaldson (11) and A. Flanigan (10) vs. Iowa (3/16/23)  |
| Six players scored in double figures (SEC)             | J. Smith (12), W. Kessler (15), K.D. Johnson (12), A. Flanigan (10), W. Green Jr. (12), J. Williams (13) vs. Georgia (1/19/22)   |
| Had at least 15 rebounds                               | Johni Broome (18) vs. Georgia (2/1/23)   |
| Had at least 15 rebounds (SEC)                         | Johni Broome (18) vs. Georgia (2/1/23)   |
| Had at least 20 rebounds                               | Kelvin Ardister (20) vs. Tennessee (1/4/89)  |
| Had at least 25 rebounds                               | Rex Frederick (25) at Ole Miss (1/6/58)  |
| Had at least 20 pts & 20 reb                           | Kelvin Ardister (22 pts, 20 reb) vs. Tennessee (1/4/89)  |
| <b>Had at least 30 pts &amp; 10 reb</b>                | <b>Johni Broome (30 pts, 13 reb) vs. Virginia Tech (11/29/23)</b>  |
| <b>Had two players with at least 10 rebounds</b>       | <b>Johni Broome (11); Chaney Johnson (11) vs. Southeastern Louisiana (11/10/23)</b>  |
| Had at least three players with 10 rebounds            | Korvotney Barber (13), Quantez Robertson (10), Lucas Hargrove (10) at Virginia (12/20/08)  |
| <b>Had a double-double</b>                             | <b>Johni Broome (30 pts, 13 reb) vs. Virginia Tech (11/29/23)</b>  |
| Had a double-double before halftime                    | Johni Broome (13 pts, 12 reb) vs. Georgia (2/1/23)   |
| <b>Had two straight double-doubles</b>                 | <b>Johni Broome (16 pts, 11 reb) vs. #17 Baylor (11/7/23); (18 pts, 11 reb) vs. SE Louisiana (11/10/23)</b>  |
| Had three straight double-doubles                      | Johni Broome (14 pts, 11 reb) vs. Florida (12/28/22); (22 pts, 12 reb) at Georgia (1/4/23); (10 pts, 10 reb) vs. Arkansas (1/7/23)   |
| Had four straight double-doubles                       | Johni Broome (14 pts, 11 reb) vs. Florida (12/28/22); (22 pts, 12 reb) at Georgia (1/4/23); (10 pts, 10 reb) vs. Arkansas (1/7/23); (19 pts, 11 reb) at Ole Miss (1/10/23)                                   |
| Had five straight double-doubles                       | Jeff Moore (26 pts, 11 reb) vs. Ole Miss (3/2/88); (20 pts, 11 reb) at LSU (3/5/88); (22 pts, 11 reb) vs. Georgia (3/11/88); (13 pts, 13 reb) vs. Bradley (3/17/88); (22 pts, 11 reb) vs. Oklahoma (3/19/88) |
| Had two players with a double-double                   | Johni Broome (19 pts, 12 reb); Allen Flanigan (10 pts, 10 reb) vs. Iowa (3/16/23)  |
| Had a double-double with points and assists            | Wendell Green Jr. (16 pts, 12 ast) at South Carolina (1/21/23)   |
| Had a triple-double                                    | Walker Kessler (12 pts, 11 reb, 12 blks) vs. Texas A&M (2/12/22)   |
| Had 10 assists   | Wendell Green Jr. (12) at South Carolina (1/21/23)   |
| Had 15 assists   | J'Von McCormick (16) vs. CSUN (11/15/19)   |
| Had two players with at least five blocks              | Devan Cambridge (5) and Jaylin Williams (5) at Georgia (1/13/21)   |
| Had 10 blocks  | Walker Kessler (11) vs. LSU (12/29/21)   |
| Had five steals  | Zep Jasper (5), Walker Kessler (5) vs. Nebraska (12/11/21)   |
| Had five steals (SEC)                                  | J'Von McCormick (5) vs. Tennessee (2/22/20)  |
| Made 25-straight free throws                           | Wendell Green Jr. (34) (2/22/23-3/16/23)   |
| Hit buzzer-beater shot to win a game                   | T.J. Dunans vs. Mercer (3-pt FG, 76-74) (12/18/16)   |
| Played more than 40 minutes                            | Samir Doughty (41) vs. Alabama (OT) (2/12/20)  |







O

**K.D. JOHNSON**

G | 6-0 | 190 | Sr.

Atlanta, Ga.

(Hargrave Military Academy (Va.))

**SEASON SUPERLATIVES**

**Points:** 13 vs. Southeastern Louisiana (11/10/23)  
**Field Goals Made:** 4 vs. St. Bonaventure (11/17/23), vs. Southeastern Louisiana (11/10/23)  
**Field Goals Attempted:** 9 vs. Southeastern Louisiana (11/10/23)  
**3-Point Field Goals Made:** 2 vs. Southeastern Louisiana (11/10/23)  
**3-Point Field Goals Attempted:** 5 vs. Southeastern Louisiana (11/10/23)  
**Free Throws Made:** 6 vs. Notre Dame (11/16/23)  
**Free Throws Attempted:** 7 vs. Notre Dame (11/16/23)  
**Rebounds:** 3 vs. Notre Dame (11/16/23)  
**Assists:** 3 vs. St. Bonaventure (11/17/23), vs. Southeastern Louisiana (11/10/23)  
**Blocks:** 2 vs. St. Bonaventure (11/17/23)  
**Steals:** 1 (four times)  
**Minutes Played:** 22 vs. Notre Dame (11/16/23)  
**Double-Figure Games:** 1  
**20-Point Games:** None  
**10-Rebound Games:** None  
**5-Steal Games:** None  
**Double-Doubles:** None  
**Dunks:** 1

**CAREER SUPERLATIVES**

**Points:** 27 vs. UConn (11/24/21)  
**Field Goals Made:** 9 at Tennessee (2/10/21), vs. Auburn (1/13/21)  
**Field Goals Attempted:** 22 at Georgia (2/5/22)  
**3-Point Field Goals Made:** 4 (five times)  
**3-Point Field Goals Attempted:** 9 vs. George Mason (11/7/22)  
**Free Throws Made:** 11 vs. UConn (11/24/21)  
**Free Throws Attempted:** 16 vs. UConn (11/24/21)  
**Rebounds:** 8 at Alabama (1/11/22)  
**Assists:** 7 vs. Jacksonville State (3/18/22)  
**Blocks:** 2 vs. St. Bonaventure (11/17/23), vs. Auburn (1/13/21)  
**Steals:** 5 vs. UConn (11/24/21), vs. Syracuse (11/26/21)  
**Minutes Played:** 37 vs. UConn (11/24/21)  
**Double-Figure Games:** 52  
**20-Point Games:** 9  
**10-Rebound Games:** None  
**5-Steal Games:** 2  
**Double-Doubles:** None  
**Dunks:** 7

**CAREER HONORS**

- 2022-23 Preseason All-SEC Second Team
- 2020-21 SEC All-Freshman Team
- SEC Freshman of the Week (Jan. 18, 2021)

**2023-24 GAME-BY-GAME STATISTICS**

| Opponent            | GS | Min. | FG-A | 3FG-A | FT-A  | O-D-T | PF | A | TO | BLK | STL | PTS |
|---------------------|----|------|------|-------|-------|-------|----|---|----|-----|-----|-----|
| vs. Baylor          | 16 | 3-5  | 0-1  | 0-0   | 0-0-0 | 4     | 0  | 1 | 0  | 1   | 6   |     |
| SE Louisiana        | 19 | 4-9  | 2-5  | 3-3   | 0-2-2 | 2     | 3  | 0 | 0  | 0   | 13  |     |
| vs. Notre Dame      | 22 | 1-6  | 0-2  | 6-7   | 0-3-3 | 2     | 0  | 1 | 0  | 1   | 8   |     |
| vs. St. Bonaventure | 18 | 4-7  | 1-4  | 0-0   | 0-0-0 | 2     | 3  | 0 | 2  | 1   | 9   |     |
| Alabama A&M         | 11 | 2-4  | 1-3  | 1-2   | 0-2-2 | 3     | 1  | 1 | 1  | 0   | 6   |     |
| Virginia Tech       | 12 | 1-6  | 0-3  | 0-0   | 0-2-2 | 6     | 0  | 1 | 0  | 1   | 2   |     |
| at App State        |    |      |      |       |       |       |    |   |    |     |     |     |
| vs. Indiana         |    |      |      |       |       |       |    |   |    |     |     |     |
| vs. UNC Asheville   |    |      |      |       |       |       |    |   |    |     |     |     |
| USC                 |    |      |      |       |       |       |    |   |    |     |     |     |
| Alabama State       |    |      |      |       |       |       |    |   |    |     |     |     |
| Chattanooga         |    |      |      |       |       |       |    |   |    |     |     |     |
| Penn                |    |      |      |       |       |       |    |   |    |     |     |     |
| at Arkansas         |    |      |      |       |       |       |    |   |    |     |     |     |
| Texas A&M           |    |      |      |       |       |       |    |   |    |     |     |     |
| LSU                 |    |      |      |       |       |       |    |   |    |     |     |     |
| at Vanderbilt       |    |      |      |       |       |       |    |   |    |     |     |     |
| Ole Miss            |    |      |      |       |       |       |    |   |    |     |     |     |
| at Alabama          |    |      |      |       |       |       |    |   |    |     |     |     |
| at Mississippi St.  |    |      |      |       |       |       |    |   |    |     |     |     |
| Vanderbilt          |    |      |      |       |       |       |    |   |    |     |     |     |
| at Ole Miss         |    |      |      |       |       |       |    |   |    |     |     |     |
| Alabama             |    |      |      |       |       |       |    |   |    |     |     |     |
| at Florida          |    |      |      |       |       |       |    |   |    |     |     |     |
| South Carolina      |    |      |      |       |       |       |    |   |    |     |     |     |
| Kentucky            |    |      |      |       |       |       |    |   |    |     |     |     |
| at Georgia          |    |      |      |       |       |       |    |   |    |     |     |     |
| at Tennessee        |    |      |      |       |       |       |    |   |    |     |     |     |
| Mississippi State   |    |      |      |       |       |       |    |   |    |     |     |     |
| at Missouri         |    |      |      |       |       |       |    |   |    |     |     |     |
| Georgia             |    |      |      |       |       |       |    |   |    |     |     |     |


**JOHNSON'S CAREER STATISTICS**

| SEASON               | TEAM         | GP-GS            | MIN/AVG        | Field Goals |                | 3-Point     |                | F-Throws    |           | Rebounds   |            |            |              | Scoring    |            |          |            |            |             |      |
|----------------------|--------------|------------------|----------------|-------------|----------------|-------------|----------------|-------------|-----------|------------|------------|------------|--------------|------------|------------|----------|------------|------------|-------------|------|
|                      |              |                  |                | FG-FGA      | FG%            | 3FG-3FGA    | 3FG%           | FT-FTA      | FT%       | OFF        | DEF        | TOT        | AVG          | PF-FO      | A          | TO       | BLK        | STL        | PTS         | AVG  |
| 2020-21              | UGa          | 16-0             | 362/22.6       | 68-161      | .422           | 24-62       | .387           | 56-91       | .615      | 11         | 33         | 44         | 2.8          | 45-0       | 19         | 34       | 3          | 29         | 216         | 13.5 |
| 2021-22              | AUB          | 34-31            | 941/27.7       | 133-345     | .386           | 45-155      | .290           | 106-147     | .721      | 19         | 78         | 97         | 2.9          | 87-0       | 53         | 62       | 2          | 64         | 417         | 12.3 |
| 2022-23              | AUB          | 33-0             | 722/21.9       | 90-236      | .381           | 36-108      | .333           | 77-111      | .694      | 15         | 48         | 63         | 1.9          | 76-0       | 43         | 50       | 1          | 36         | 293         | 8.9  |
| 2023-24              | AUB          | 6-0              | 100/16.7       | 15-37       | .405           | 4-18        | .222           | 10-12       | .833      | 0          | 9          | 9          | 1.5          | 19-1       | 7          | 5        | 3          | 6          | 44          | 7.3  |
| <b>TOTAL FOR AUB</b> | <b>73-31</b> | <b>1763/24.2</b> | <b>238-618</b> | <b>.385</b> | <b>85-281</b>  | <b>.302</b> | <b>193-270</b> | <b>.715</b> | <b>34</b> | <b>135</b> | <b>169</b> | <b>2.3</b> | <b>182-1</b> | <b>103</b> | <b>117</b> | <b>6</b> | <b>106</b> | <b>754</b> | <b>10.3</b> |      |
| <b>TOTAL</b>         | <b>89-31</b> | <b>2125/23.9</b> | <b>306-779</b> | <b>.393</b> | <b>109-343</b> | <b>.318</b> | <b>249-361</b> | <b>.690</b> | <b>45</b> | <b>168</b> | <b>213</b> | <b>2.4</b> | <b>227-1</b> | <b>122</b> | <b>151</b> | <b>9</b> | <b>135</b> | <b>970</b> | <b>10.9</b> |      |

1

# ADEN HOLLOWAY

G | 6-1 | 178 | Fr.  
Charlotte, N.C.  
(Prolific Prep)



## SEASON SUPERLATIVES

**Points:** 19 vs. Baylor (11/7/23)  
**Field Goals Made:** 6 vs. Baylor (11/7/23)  
**Field Goals Attempted:** 15 vs. Baylor (11/7/23)  
**3-Point Field Goals Made:** 4 vs. Notre Dame (11/16/23), vs. Baylor (11/7/23)  
**3-Point Field Goals Attempted:**  
 8 vs. Southeastern Louisiana (11/10/23), vs. Baylor (11/7/23)  
**Free Throws Made:** 5 vs. Alabama A&M (11/21/23)  
**Free Throws Attempted:** 7 vs. Alabama A&M (11/21/23)  
**Rebounds:** 3 vs. Baylor (11/7/23)  
**Assists:** 6 vs. Baylor (11/7/23)  
**Blocks:** 1 vs. Baylor (11/7/23)  
**Steals:** 3 vs. Virginia Tech (11/29/23)  
**Minutes Played:** 26 vs. Baylor (11/7/23)  
**Double-Figure Games:** 4  
**20-Point Games:** None  
**10-Rebound Games:** None  
**10-Assist Games:** None  
**5-Steal Games:** None  
**Double-Doubles:** None

## CAREER SUPERLATIVES

**Points:** 19 vs. Baylor (11/7/23)  
**Field Goals Made:** 6 vs. Baylor (11/7/23)  
**Field Goals Attempted:** 15 vs. Baylor (11/7/23)  
**3-Point Field Goals Made:** 4 vs. Notre Dame (11/16/23), vs. Baylor (11/7/23)  
**3-Point Field Goals Attempted:**  
 8 vs. Southeastern Louisiana (11/10/23), vs. Baylor (11/7/23)  
**Free Throws Made:** 5 vs. Alabama A&M (11/21/23)  
**Free Throws Attempted:** 7 vs. Alabama A&M (11/21/23)  
**Rebounds:** 3 vs. Baylor (11/7/23)  
**Assists:** 6 vs. Baylor (11/7/23)  
**Blocks:** 1 vs. Baylor (11/7/23)  
**Steals:** 3 vs. Virginia Tech (11/29/23)  
**Minutes Played:** 26 vs. Baylor (11/7/23)  
**Double-Figure Games:** 4  
**20-Point Games:** None  
**10-Rebound Games:** None  
**10-Assist Games:** None  
**5-Steal Games:** None  
**Double-Doubles:** None

## CAREER HONORS

- SEC Freshman of the Week (11/13/23)
- 2023 McDonald's High School All-American

## 2023-24 GAME-BY-GAME STATISTICS

| Opponent            | GS | Min. | FG-A | 3FG-A | FT-A | O-D-T | PF | A | TO | BLK | STL | PTS |
|---------------------|----|------|------|-------|------|-------|----|---|----|-----|-----|-----|
| vs. Baylor          |    | 26   | 6-15 | 4-8   | 3-5  | 0-3-3 | 0  | 6 | 3  | 1   | 0   | 19  |
| SE Louisiana        |    | 22   | 4-10 | 3-8   | 0-0  | 0-0-0 | 2  | 3 | 0  | 0   | 0   | 11  |
| vs. Notre Dame      | *  | 22   | 5-9  | 4-5   | 1-1  | 1-0-1 | 1  | 5 | 2  | 0   | 0   | 15  |
| vs. St. Bonaventure | *  | 24   | 2-10 | 2-7   | 2-2  | 0-0-0 | 2  | 3 | 2  | 0   | 0   | 8   |
| Alabama A&M         | *  | 22   | 3-9  | 2-7   | 5-7  | 0-1-1 | 1  | 2 | 0  | 0   | 0   | 13  |
| Virginia Tech       | *  | 22   | 0-7  | 0-2   | 0-0  | 0-1-1 | 2  | 2 | 1  | 0   | 3   | 0   |
| at App State        |    |      |      |       |      |       |    |   |    |     |     |     |
| vs. Indiana         |    |      |      |       |      |       |    |   |    |     |     |     |
| vs. UNC Asheville   |    |      |      |       |      |       |    |   |    |     |     |     |
| USC                 |    |      |      |       |      |       |    |   |    |     |     |     |
| Alabama State       |    |      |      |       |      |       |    |   |    |     |     |     |
| Chattanooga         |    |      |      |       |      |       |    |   |    |     |     |     |
| Penn                |    |      |      |       |      |       |    |   |    |     |     |     |
| at Arkansas         |    |      |      |       |      |       |    |   |    |     |     |     |
| Texas A&M           |    |      |      |       |      |       |    |   |    |     |     |     |
| LSU                 |    |      |      |       |      |       |    |   |    |     |     |     |
| at Vanderbilt       |    |      |      |       |      |       |    |   |    |     |     |     |
| Ole Miss            |    |      |      |       |      |       |    |   |    |     |     |     |
| at Alabama          |    |      |      |       |      |       |    |   |    |     |     |     |
| at Mississippi St.  |    |      |      |       |      |       |    |   |    |     |     |     |
| Vanderbilt          |    |      |      |       |      |       |    |   |    |     |     |     |
| at Ole Miss         |    |      |      |       |      |       |    |   |    |     |     |     |
| Alabama             |    |      |      |       |      |       |    |   |    |     |     |     |
| at Florida          |    |      |      |       |      |       |    |   |    |     |     |     |
| South Carolina      |    |      |      |       |      |       |    |   |    |     |     |     |
| Kentucky            |    |      |      |       |      |       |    |   |    |     |     |     |
| at Georgia          |    |      |      |       |      |       |    |   |    |     |     |     |
| at Tennessee        |    |      |      |       |      |       |    |   |    |     |     |     |
| Mississippi State   |    |      |      |       |      |       |    |   |    |     |     |     |
| at Missouri         |    |      |      |       |      |       |    |   |    |     |     |     |
| Georgia             |    |      |      |       |      |       |    |   |    |     |     |     |

## HOLLOWAY'S CAREER STATISTICS

| SEASON       | TEAM | GP-GS      | MIN/AVG         | Field Goals  |             | 3-Point      |             | F-Throws     |             | Rebounds |          |          |            | Scoring    |           |          |          |          |           |             |
|--------------|------|------------|-----------------|--------------|-------------|--------------|-------------|--------------|-------------|----------|----------|----------|------------|------------|-----------|----------|----------|----------|-----------|-------------|
|              |      |            |                 | FG-FGA       | FG%         | 3FG-3FGA     | 3FG%        | FT-FTA       | FT%         | OFF      | DEF      | TOT      | AVG        | PF-FO      | A         | TO       | BLK      | STL      | PTS       | AVG         |
| 2023-24      | AUB  | 6-4        | 138/23.1        | 20-60        | .333        | 15-37        | .405        | 11-15        | .733        | 1        | 5        | 6        | 1.0        | 8-0        | 21        | 8        | 1        | 3        | 66        | 11.0        |
| <b>TOTAL</b> |      | <b>6-4</b> | <b>138/23.1</b> | <b>20-60</b> | <b>.333</b> | <b>15-37</b> | <b>.405</b> | <b>11-15</b> | <b>.733</b> | <b>1</b> | <b>5</b> | <b>6</b> | <b>1.0</b> | <b>8-0</b> | <b>21</b> | <b>8</b> | <b>1</b> | <b>3</b> | <b>66</b> | <b>11.0</b> |

2

**JAYLIN WILLIAMS**  
 F | 6-8 | 245 | Gr.  
 Nahunta, Ga.  
 (Brantley County HS)



**SEASON SUPERLATIVES**

**Points:** 11 vs. St. Bonaventure (11/17/23), vs. Notre Dame (11/16/23)  
**Field Goals Made:** 5 vs. Notre Dame (11/16/23)  
**Field Goals Attempted:** 9 vs. Notre Dame (11/16/23)  
**3-Point Field Goals Made:** 2 vs. Southeastern Louisiana (11/10/23)  
**3-Point Field Goals Attempted:** 5 vs. Southeastern Louisiana (11/10/23)  
**Free Throws Made:** 3 vs. St. Bonaventure (11/17/23), vs. Southeastern Louisiana (11/10/23)  
**Free Throws Attempted:** 4 vs. Southeastern Louisiana (11/10/23)  
**Rebounds:** 10 vs. St. Bonaventure (11/17/23)  
**Assists:** 2 (three times)  
**Blocks:** 2 vs. Notre Dame (11/16/23), vs. Southeastern Louisiana (11/10/23)  
**Steals:** 3 vs. Alabama A&M (11/21/23)  
**Minutes Played:** 26 vs. Baylor (11/7/23)  
**Double-Figure Games:** 3  
**20-Point Games:** None  
**10-Rebound Games:** 1  
**5-Steal Games:** None  
**Double-Doubles:** 1  
**Dunks:** 4

**CAREER SUPERLATIVES**

**Points:** 24 at Ole Miss (1/6/21)  
**Field Goals Made:** 9 vs. Georgia (2/2/21)  
**Field Goals Attempted:** 15 vs. Mississippi State (1/14/23)  
**3-Point Field Goals Made:** 6 at Ole Miss (1/6/21)  
**3-Point Field Goals Attempted:** 10 at Ole Miss (1/6/21)  
**Free Throws Made:** 8 vs. Tennessee (2/27/21)  
**Free Throws Attempted:** 10 vs. Tennessee (2/27/21)  
**Rebounds:** 11 vs. Texas A&M (2/12/22), vs. Saint Joseph's (11/26/20)  
**Assists:** 8 vs. Memphis (12/12/20)  
**Blocks:** 5 at Georgia (1/13/21)  
**Steals:** 4 vs. Texas Southern (11/18/22)  
**Minutes Played:** 37 vs. Saint Joseph's (11/26/20)  
**Double-Figure Games:** 45  
**20-Point Games:** 4  
**10-Rebound Games:** 4  
**Double-Doubles:** 2  
**Dunks:** 49

**CAREER HONORS**

- 2023 Legends Classic All-Tournament Team
- Three-Time SEC Academic Honor Roll (2020-21, 2021-22 and 2022-23)
- 2022-23 SEC Community Service Team
- 2022 Cancun Challenge Tournament MVP (Riviera Division)
- 2022 Cancun Challenge All-Tournament Team (Riviera Division)

**2023-24 GAME-BY-GAME STATISTICS**

| Opponent             | GS | Min. | FG-A | 3FG-A | FT-A | O-D-T  | PF | A | TO | BLK | STL | PTS |
|----------------------|----|------|------|-------|------|--------|----|---|----|-----|-----|-----|
| vs. Baylor           | *  | 26   | 2-6  | 0-1   | 0-0  | 2-4-6  | 1  | 1 | 2  | 1   | 0   | 4   |
| SE Louisiana         | *  | 21   | 2-7  | 2-5   | 3-4  | 2-1-3  | 1  | 2 | 1  | 2   | 1   | 9   |
| vs. Notre Dame       | *  | 22   | 5-9  | 1-3   | 0-0  | 1-6-7  | 0  | 2 | 1  | 2   | 0   | 11  |
| vs. St. Bonaventure* |    | 22   | 4-6  | 0-1   | 3-3  | 3-7-10 | 2  | 1 | 2  | 0   | 1   | 11  |
| Alabama A&M          | *  | 18   | 3-4  | 1-2   | 3-4  | 1-5-6  | 0  | 1 | 0  | 1   | 3   | 10  |
| Virginia Tech        | *  | 13   | 1-4  | 0-1   | 1-1  | 2-3-5  | 4  | 2 | 1  | 0   | 2   | 3   |
| at App State         |    |      |      |       |      |        |    |   |    |     |     |     |
| vs. Indiana          |    |      |      |       |      |        |    |   |    |     |     |     |
| vs. UNC Asheville    |    |      |      |       |      |        |    |   |    |     |     |     |
| USC                  |    |      |      |       |      |        |    |   |    |     |     |     |
| Alabama State        |    |      |      |       |      |        |    |   |    |     |     |     |
| Chattanooga          |    |      |      |       |      |        |    |   |    |     |     |     |
| Penn                 |    |      |      |       |      |        |    |   |    |     |     |     |
| at Arkansas          |    |      |      |       |      |        |    |   |    |     |     |     |
| Texas A&M            |    |      |      |       |      |        |    |   |    |     |     |     |
| LSU                  |    |      |      |       |      |        |    |   |    |     |     |     |
| at Vanderbilt        |    |      |      |       |      |        |    |   |    |     |     |     |
| Ole Miss             |    |      |      |       |      |        |    |   |    |     |     |     |
| at Alabama           |    |      |      |       |      |        |    |   |    |     |     |     |
| at Mississippi St.   |    |      |      |       |      |        |    |   |    |     |     |     |
| Vanderbilt           |    |      |      |       |      |        |    |   |    |     |     |     |
| at Ole Miss          |    |      |      |       |      |        |    |   |    |     |     |     |
| Alabama              |    |      |      |       |      |        |    |   |    |     |     |     |
| at Florida           |    |      |      |       |      |        |    |   |    |     |     |     |
| South Carolina       |    |      |      |       |      |        |    |   |    |     |     |     |
| Kentucky             |    |      |      |       |      |        |    |   |    |     |     |     |
| at Georgia           |    |      |      |       |      |        |    |   |    |     |     |     |
| at Tennessee         |    |      |      |       |      |        |    |   |    |     |     |     |
| Mississippi State    |    |      |      |       |      |        |    |   |    |     |     |     |
| at Missouri          |    |      |      |       |      |        |    |   |    |     |     |     |
| Georgia              |    |      |      |       |      |        |    |   |    |     |     |     |

**WILLIAMS' CAREER STATISTICS**

| SEASON       | TEAM | GP-GS         | MIN/AVG          | Field Goals    |             | 3-Point       |             | F-Throws       |             | Rebounds   |            |            |            | Scoring      |            |            |           |           |            |            |
|--------------|------|---------------|------------------|----------------|-------------|---------------|-------------|----------------|-------------|------------|------------|------------|------------|--------------|------------|------------|-----------|-----------|------------|------------|
|              |      |               |                  | FG-FGA         | FG%         | 3FG-3FGA      | 3FG%        | FT-FTA         | FT%         | OFF        | DEF        | TOT        | AVG        | PF-FO        | A          | TO         | BLK       | STL       | PTS        | AVG        |
| 2019-20      | AUB  | 14-0          | 100/7.1          | 15-28          | .536        | 1-9           | .111        | 3-3            | 1.000       | 8          | 17         | 25         | 1.8        | 12-0         | 6          | 6          | 5         | 6         | 34         | 2.4        |
| 2020-21      | AUB  | 27-27         | 713/26.4         | 116-224        | .518        | 32-94         | .340        | 31-49          | .633        | 36         | 91         | 127        | 4.7        | 66-0         | 54         | 49         | 39        | 18        | 295        | 10.9       |
| 2021-22      | AUB  | 33-0          | 462/14.0         | 72-151         | .477        | 15-51         | .294        | 27-33          | .818        | 33         | 55         | 88         | 2.7        | 57-1         | 27         | 30         | 16        | 8         | 186        | 5.6        |
| 2022-23      | AUB  | 33-33         | 918/27.8         | 136-292        | .466        | 40-113        | .354        | 56-73          | .767        | 41         | 113        | 154        | 4.7        | 78-2         | 74         | 39         | 25        | 35        | 368        | 11.2       |
| 2023-24      | AUB  | 6-6           | 124/20.6         | 17-36          | .472        | 4-13          | .308        | 10-12          | .833        | 11         | 26         | 37         | 6.2        | 8-0          | 9          | 7          | 6         | 7         | 48         | 8.0        |
| <b>TOTAL</b> |      | <b>113-66</b> | <b>2317/20.5</b> | <b>356-731</b> | <b>.487</b> | <b>92-280</b> | <b>.329</b> | <b>127-170</b> | <b>.747</b> | <b>129</b> | <b>302</b> | <b>431</b> | <b>3.8</b> | <b>221-3</b> | <b>170</b> | <b>131</b> | <b>91</b> | <b>74</b> | <b>931</b> | <b>8.2</b> |

3

## TRE DONALDSON

G | 6-3 | 200 | So.

Tallahassee, Fla.

(Florida State Univ. School)



## SEASON SUPERLATIVES

**Points:** 10 vs. Notre Dame (11/16/23)  
**Field Goals Made:** 4 vs. Virginia Tech (11/29/23), vs. Notre Dame (11/16/23)  
**FG Attempted:** 6 vs. Virginia Tech (11/29/23), vs. Notre Dame (11/16/23)  
**3-Point Field Goals Made:** 2 vs. Notre Dame (11/16/23)  
**3-Point Field Goals Attempted:** 4 vs. Notre Dame (11/16/23)  
**Free Throws Made:** 2 vs. Alabama A&M (11/21/23), vs. Baylor (11/7/23)  
**Free Throws Attempted:** 2 vs. Alabama A&M (11/21/23), vs. Baylor (11/7/23)  
**Rebounds:** 3 (three times)  
**Assists:** 5 vs. Notre Dame (11/16/23)  
**Blocks:** None  
**Steals:** 1 vs. Virginia Tech (11/29/23), vs. Notre Dame (11/16/23)  
**Minutes Played:** 21 vs. Alabama A&M (11/21/23)  
**Double-Figure Games:** 1  
**20-Point Games:** None  
**10-Rebound Games:** None  
**5-Steal Games:** None  
**Double-Doubles:** None  
**Dunks:** None

## CAREER SUPERLATIVES

**Points:** 12 at USC (12/18/22)  
**Field Goals Made:** 4 (three times)  
**Field Goals Attempted:** 8 at USC (12/18/22)  
**3-Point Field Goals Made:** 3 vs. Iowa (3/16/23)  
**3-Point Field Goals Attempted:** 4 vs. Notre Dame (11/16/23), at USC (12/18/22)  
**Free Throws Made:** 2 (five times)  
**Free Throws Attempted:** 3 at USC (12/18/22)  
**Rebounds:** 5 vs. Winthrop (11/15/22)  
**Assists:** 7 at Washington (12/21/22)  
**Blocks:** 1 vs. Houston (3/18/23)  
**Steals:** 4 at USC (12/18/22)  
**Minutes Played:** 21 vs. Alabama A&M (11/21/23)  
**Double-Figure Games:** 3  
**20-Point Games:** None  
**10-Rebound Games:** None  
**Double-Doubles:** None  
**Dunks:** 2

## CAREER HONORS

- 2022-23 First-Year SEC Academic Honor Roll

## 2023-24 GAME-BY-GAME STATISTICS

| Opponent            | GS | Min. | FG-A | 3FG-A | FT-A | O-D-T | PF | A | TO | BLK | STL | PTS |
|---------------------|----|------|------|-------|------|-------|----|---|----|-----|-----|-----|
| vs. Baylor          | *  | 14   | 2-3  | 0-1   | 2-2  | 0-3-3 | 4  | 1 | 4  | 0   | 0   | 6   |
| SE Louisiana        | *  | 18   | 1-4  | 1-2   | 0-0  | 0-3-3 | 2  | 4 | 1  | 0   | 0   | 3   |
| vs. Notre Dame      |    | 16   | 4-6  | 2-4   | 0-0  | 0-1-1 | 2  | 5 | 0  | 0   | 1   | 10  |
| vs. St. Bonaventure |    | 16   | 1-2  | 1-2   | 0-0  | 0-0-0 | 0  | 3 | 3  | 0   | 0   | 3   |
| Alabama A&M         | *  | 21   | 2-5  | 0-1   | 2-2  | 1-2-3 | 1  | 3 | 3  | 0   | 0   | 6   |
| Virginia Tech       |    | 18   | 4-6  | 1-1   | 0-0  | 2-0-2 | 0  | 3 | 0  | 0   | 1   | 9   |
| at App State        |    |      |      |       |      |       |    |   |    |     |     |     |
| vs. Indiana         |    |      |      |       |      |       |    |   |    |     |     |     |
| vs. UNC Asheville   |    |      |      |       |      |       |    |   |    |     |     |     |
| USC                 |    |      |      |       |      |       |    |   |    |     |     |     |
| Alabama State       |    |      |      |       |      |       |    |   |    |     |     |     |
| Chattanooga         |    |      |      |       |      |       |    |   |    |     |     |     |
| Penn                |    |      |      |       |      |       |    |   |    |     |     |     |
| at Arkansas         |    |      |      |       |      |       |    |   |    |     |     |     |
| Texas A&M           |    |      |      |       |      |       |    |   |    |     |     |     |
| LSU                 |    |      |      |       |      |       |    |   |    |     |     |     |
| at Vanderbilt       |    |      |      |       |      |       |    |   |    |     |     |     |
| Ole Miss            |    |      |      |       |      |       |    |   |    |     |     |     |
| at Alabama          |    |      |      |       |      |       |    |   |    |     |     |     |
| at Mississippi St.  |    |      |      |       |      |       |    |   |    |     |     |     |
| Vanderbilt          |    |      |      |       |      |       |    |   |    |     |     |     |
| at Ole Miss         |    |      |      |       |      |       |    |   |    |     |     |     |
| Alabama             |    |      |      |       |      |       |    |   |    |     |     |     |
| at Florida          |    |      |      |       |      |       |    |   |    |     |     |     |
| South Carolina      |    |      |      |       |      |       |    |   |    |     |     |     |
| Kentucky            |    |      |      |       |      |       |    |   |    |     |     |     |
| at Georgia          |    |      |      |       |      |       |    |   |    |     |     |     |
| at Tennessee        |    |      |      |       |      |       |    |   |    |     |     |     |
| Mississippi State   |    |      |      |       |      |       |    |   |    |     |     |     |
| at Missouri         |    |      |      |       |      |       |    |   |    |     |     |     |
| Georgia             |    |      |      |       |      |       |    |   |    |     |     |     |

## DONALDSON'S CAREER STATISTICS

| SEASON       | TEAM | GP-GS       | MIN/AVG         | Field Goals  |             |              | 3-Point     |              | F-Throws    |          | Rebounds  |           |            |             | Scoring   |           |          |           |            |            |
|--------------|------|-------------|-----------------|--------------|-------------|--------------|-------------|--------------|-------------|----------|-----------|-----------|------------|-------------|-----------|-----------|----------|-----------|------------|------------|
|              |      |             |                 | FG-FGA       | FG%         | 3FG-3FGA     | 3FG%        | FT-FTA       | FT%         | OFF      | DEF       | TOT       | AVG        | PF-FO       | A         | TO        | BLK      | STL       | PTS        | AVG        |
| 2022-23      | AUB  | 32-0        | 337/10.5        | 28-73        | .384        | 13-32        | .406        | 11-20        | .550        | 3        | 43        | 46        | 1.4        | 32-1        | 39        | 19        | 1        | 21        | 80         | 2.5        |
| 2023-24      | AUB  | 6-3         | 104/17.4        | 14-26        | .538        | 5-11         | .455        | 4-4          | 1.000       | 3        | 9         | 12        | 2.0        | 9-0         | 19        | 11        | 0        | 2         | 37         | 6.2        |
| <b>TOTAL</b> |      | <b>38-3</b> | <b>441/11.6</b> | <b>42-99</b> | <b>.424</b> | <b>18-43</b> | <b>.419</b> | <b>15-24</b> | <b>.625</b> | <b>6</b> | <b>52</b> | <b>58</b> | <b>1.5</b> | <b>41-1</b> | <b>58</b> | <b>30</b> | <b>1</b> | <b>23</b> | <b>117</b> | <b>3.1</b> |



4

# JOHNI BROOME

F/C | 6-10 | 240 | Jr.  
Plant City, Fla.  
(Morehead State)



## SEASON SUPERLATIVES

**Points:** 30 vs. Virginia Tech (11/29/23)  
**Field Goals Made:** 11 vs. Virginia Tech (11/29/23)  
**Field Goals Attempted:** 19 vs. Virginia Tech (11/29/23)  
**3-Point Field Goals Made:** 2 vs. Baylor (11/7/23)  
**3-Point Field Goals Attempted:** 3 vs. Baylor (11/7/23)  
**Free Throws Made:** 8 vs. Virginia Tech (11/29/23)  
**Free Throws Attempted:** 13 vs. Virginia Tech (11/29/23)  
**Rebounds:** 13 vs. Virginia Tech (11/29/23)  
**Assists:** 4 vs. Notre Dame (11/16/23)  
**Blocks:** 3 vs. Virginia Tech (11/29/23)  
**Steals:** 1 (three times)  
**Minutes Played:** 26 vs. Virginia Tech (11/29/23)  
**Double-Figure Games:** 6  
**30-Point Games:** 1  
**20-Point Games:** None  
**10-Rebound Games:** 3  
**5-Steal Games:** None  
**Double-Doubles:** 4  
**Dunks:** 6

## CAREER SUPERLATIVES

**Points:** 32 vs. Murray State (3/5/22)  
**Field Goals Made:** 13 vs. Murray State (3/5/22)  
**Field Goals Attempted:** 21 at Xavier (12/15/21)  
**3-Point Field Goals Made:** 2 (three times)  
**3-Point Field Goals Attempted:** 5 at Georgia (1/4/23)  
**Free Throws Made:** 9 vs. Presbyterian (12/6/21)  
**Free Throws Attempted:** 16 vs. Houston (3/18/23)  
**Rebounds:** 18 vs. Georgia (2/1/23), vs. Belmont (1/20/22)  
**Assists:** 5 (three times)  
**Blocks:** 12 vs. UT Martin (2/16/22)  
**Steals:** 4 vs. Colgate (12/2/22)  
**Minutes Played:** 37 at Murray State (1/29/22)  
**Double-Figure Games:** 89  
**30-Point Games:** 2  
**20-Point Games:** 22  
**10-Rebound Games:** 49  
**Double-Doubles:** 49  
**Dunks:** 75

## CAREER HONORS

- 2023 Legends Classic MVP and All-Tournament Team
- 2023-24 Naismith Trophy Player of the Year Watch List
- 2023-24 Preseason All-SEC First Team (Coaches and Media)
- 2023-24 Kareem Abdul-Jabbar Center of the Year Award Watch List
- 2022-23 All-SEC Second Team
- 2022-23 USBWA All-District IV Team
- 2022 Cancun Challenge All-Tournament Team (Riviera Division)
- 2022-23 First-Year SEC Academic Honor Roll
- 2023 NABC Honors Court
- Two-Time NABC All-District 18 First Team (2020-21 and 2021-22)
- 2021-22 Ohio Valley Conference Defensive Player of the Year
- 2020-21 OVC Freshman of the Year
- Two-Time All-OVC First Team (2020-21 and 2021-22)
- Two-Time OVC All-Tournament Team (2020-21 and 2021-22)

## 2023-24 GAME-BY-GAME STATISTICS

| Opponent             | GS | Min. | FG-A  | 3FG-A | FT-A | O-D-T  | PF | A | TO | BLK | STL | PTS |
|----------------------|----|------|-------|-------|------|--------|----|---|----|-----|-----|-----|
| vs. Baylor           | *  | 25   | 4-10  | 2-3   | 6-10 | 5-6-11 | 6  | 2 | 1  | 1   | 0   | 16  |
| SE Louisiana         | *  | 24   | 7-12  | 1-1   | 3-3  | 2-9-11 | 4  | 2 | 2  | 2   | 1   | 18  |
| vs. Notre Dame       | *  | 19   | 7-11  | 1-2   | 0-1  | 2-4-6  | 4  | 4 | 3  | 1   | 0   | 15  |
| vs. St. Bonaventure* |    | 21   | 7-11  | 0-2   | 4-11 | 1-4-5  | 3  | 1 | 2  | 0   | 0   | 18  |
| Alabama A&M          |    | 21   | 3-7   | 0-2   | 4-6  | 2-3-5  | 2  | 2 | 2  | 0   | 1   | 10  |
| Virginia Tech        | *  | 26   | 11-19 | 0-2   | 8-13 | 7-6-13 | 1  | 0 | 2  | 3   | 1   | 30  |
| at App State         |    |      |       |       |      |        |    |   |    |     |     |     |
| vs. Indiana          |    |      |       |       |      |        |    |   |    |     |     |     |
| vs. UNC Asheville    |    |      |       |       |      |        |    |   |    |     |     |     |
| USC                  |    |      |       |       |      |        |    |   |    |     |     |     |
| Alabama State        |    |      |       |       |      |        |    |   |    |     |     |     |
| Chattanooga          |    |      |       |       |      |        |    |   |    |     |     |     |
| Penn                 |    |      |       |       |      |        |    |   |    |     |     |     |
| at Arkansas          |    |      |       |       |      |        |    |   |    |     |     |     |
| Texas A&M            |    |      |       |       |      |        |    |   |    |     |     |     |
| LSU                  |    |      |       |       |      |        |    |   |    |     |     |     |
| at Vanderbilt        |    |      |       |       |      |        |    |   |    |     |     |     |
| Ole Miss             |    |      |       |       |      |        |    |   |    |     |     |     |
| at Alabama           |    |      |       |       |      |        |    |   |    |     |     |     |
| at Mississippi St.   |    |      |       |       |      |        |    |   |    |     |     |     |
| Vanderbilt           |    |      |       |       |      |        |    |   |    |     |     |     |
| at Ole Miss          |    |      |       |       |      |        |    |   |    |     |     |     |
| Alabama              |    |      |       |       |      |        |    |   |    |     |     |     |
| at Florida           |    |      |       |       |      |        |    |   |    |     |     |     |
| South Carolina       |    |      |       |       |      |        |    |   |    |     |     |     |
| Kentucky             |    |      |       |       |      |        |    |   |    |     |     |     |
| at Georgia           |    |      |       |       |      |        |    |   |    |     |     |     |
| at Tennessee         |    |      |       |       |      |        |    |   |    |     |     |     |
| Mississippi State    |    |      |       |       |      |        |    |   |    |     |     |     |
| at Missouri          |    |      |       |       |      |        |    |   |    |     |     |     |
| Georgia              |    |      |       |       |      |        |    |   |    |     |     |     |

## BROOME'S CAREER STATISTICS

| SEASON               | TEAM | GP-GS         | MIN/AVG          | Field Goals     |             | 3-Point      |             | F-Throws       |             | Rebounds   |            |            |            | Scoring      |            |            |            |           |             |             |
|----------------------|------|---------------|------------------|-----------------|-------------|--------------|-------------|----------------|-------------|------------|------------|------------|------------|--------------|------------|------------|------------|-----------|-------------|-------------|
|                      |      |               |                  | FG-FGA          | FG%         | 3FG-3FGA     | 3FG%        | FT-FTA         | FT%         | OFF        | DEF        | TOT        | AVG        | PF-FO        | A          | TO         | BLK        | STL       | PTS         | AVG         |
| 2020-21              | More | 30-27         | 776/25.9         | 172-302         | .570        | 0-0          | .000        | 68-110         | .618        | 91         | 179        | 270        | 9.0        | 61-0         | 20         | 57         | 56         | 18        | 412         | 13.7        |
| 2021-22              | More | 34-34         | 961/28.3         | 244-440         | .555        | 0-5          | .000        | 84-132         | .636        | 112        | 246        | 358        | 10.5       | 84-1         | 41         | 81         | 131        | 24        | 572         | 16.8        |
| 2022-23              | AUB  | 33-33         | 875/26.5         | 194-368         | .527        | 9-31         | .290        | 70-125         | .560        | 96         | 181        | 277        | 8.4        | 99-4         | 44         | 57         | 78         | 29        | 467         | 14.2        |
| 2023-24              | AUB  | 6-5           | 137/22.9         | 39-70           | .557        | 4-12         | .333        | 25-44          | .568        | 19         | 32         | 51         | 8.5        | 20-1         | 11         | 12         | 7          | 3         | 107         | 17.8        |
| <b>TOTAL FOR AUB</b> |      | <b>39-38</b>  | <b>1012/25.9</b> | <b>233-438</b>  | <b>.532</b> | <b>13-43</b> | <b>.302</b> | <b>95-169</b>  | <b>.562</b> | <b>115</b> | <b>213</b> | <b>328</b> | <b>8.4</b> | <b>119-5</b> | <b>55</b>  | <b>69</b>  | <b>85</b>  | <b>32</b> | <b>574</b>  | <b>14.7</b> |
| <b>TOTAL</b>         |      | <b>103-99</b> | <b>2749/26.7</b> | <b>649-1180</b> | <b>.550</b> | <b>13-48</b> | <b>.271</b> | <b>247-411</b> | <b>.601</b> | <b>318</b> | <b>638</b> | <b>956</b> | <b>9.3</b> | <b>264-6</b> | <b>116</b> | <b>207</b> | <b>272</b> | <b>74</b> | <b>1558</b> | <b>15.1</b> |

5

## CHRIS MOORE

F | 6-6 | 220 | Sr.  
West Memphis, Ark.  
(West Memphis HS)

## SEASON SUPERLATIVES

**Points:** 10 vs. Notre Dame (11/16/23)  
**Field Goals Made:** 3 vs. Notre Dame (11/16/23)  
**Field Goals Attempted:** 4 vs. Notre Dame (11/16/23), vs. Baylor (11/7/23)  
**3-Point Field Goals Made:** 1 vs. Notre Dame (11/16/23)  
**3-Point Field Goals Attempted:** 1 (five times)  
**Free Throws Made:** 3 vs. Notre Dame (11/16/23)  
**Free Throws Attempted:** 4 vs. Notre Dame (11/16/23)  
**Rebounds:** 5 vs. Alabama A&M (11/21/23)  
**Assists:** 2 (three times)  
**Blocks:** 2 vs. Baylor (11/7/23)  
**Steals:** None  
**Minutes Played:** 23 vs. Alabama A&M (11/21/23), vs. Baylor (11/7/23)  
**Double-Figure Games:** 1  
**20-Point Games:** None  
**10-Rebound Games:** None  
**5-Steal Games:** None  
**Double-Doubles:** None  
**Dunks:** None

## CAREER SUPERLATIVES

**Points:** 16 vs. ULM (11/12/21)  
**Field Goals Made:** 5 at Washington (12/21/22), vs. ULM (11/12/21)  
**Field Goals Attempted:** 9 vs. ULM (11/12/21)  
**3-Point Field Goals Made:**  
 3 vs. Texas Southern (11/18/22), vs. Missouri (1/26/21)  
**3-Point Field Goals Attempted:**  
 4 vs. Georgia (2/1/23), vs. Texas Southern (11/18/22)  
**Free Throws Made:** 6 vs. ULM (11/12/21)  
**Free Throws Attempted:** 6 at USC (12/18/22), vs. ULM (11/12/21)  
**Rebounds:** 7 vs. Texas Southern (11/18/22)  
**Assists:** 4 vs. Missouri (2/14/23)  
**Blocks:** 2 vs. Baylor (11/7/23), vs. Yale (12/4/21)  
**Steals:** 3 vs. Florida (12/28/22), vs. Troy (12/19/20)  
**Minutes Played:** 25 at Alabama (3/1/23), vs. Florida (12/28/22)  
**Double-Figure Games:** 6  
**20-Point Games:** None  
**10-Rebound Games:** None  
**Double-Doubles:** None  
**Dunks:** 8

## 2023-24 GAME-BY-GAME STATISTICS

| Opponent             | GS | Min. | FG-A | 3FG-A | FT-A | O-D-T | PF | A | TO | BLK | STL | PTS |
|----------------------|----|------|------|-------|------|-------|----|---|----|-----|-----|-----|
| vs. Baylor           | *  | 23   | 2-4  | 0-0   | 0-0  | 0-2-2 | 4  | 1 | 0  | 2   | 0   | 4   |
| SE Louisiana         | *  | 12   | 1-2  | 0-1   | 0-0  | 1-1-2 | 0  | 1 | 1  | 1   | 0   | 2   |
| vs. Notre Dame       | *  | 22   | 3-4  | 1-1   | 3-4  | 3-1-4 | 0  | 2 | 0  | 0   | 0   | 10  |
| vs. St. Bonaventure* |    | 20   | 1-3  | 0-1   | 1-1  | 1-2-3 | 0  | 2 | 2  | 0   | 0   | 3   |
| Alabama A&M          | *  | 23   | 0-1  | 0-1   | 0-0  | 1-4-5 | 2  | 2 | 0  | 1   | 0   | 0   |
| Virginia Tech        | *  | 20   | 0-2  | 0-1   | 0-2  | 1-0-1 | 2  | 0 | 1  | 1   | 0   | 0   |
| at App State         |    |      |      |       |      |       |    |   |    |     |     |     |
| vs. Indiana          |    |      |      |       |      |       |    |   |    |     |     |     |
| vs. UNC Asheville    |    |      |      |       |      |       |    |   |    |     |     |     |
| USC                  |    |      |      |       |      |       |    |   |    |     |     |     |
| Alabama State        |    |      |      |       |      |       |    |   |    |     |     |     |
| Chattanooga          |    |      |      |       |      |       |    |   |    |     |     |     |
| Penn                 |    |      |      |       |      |       |    |   |    |     |     |     |
| at Arkansas          |    |      |      |       |      |       |    |   |    |     |     |     |
| Texas A&M            |    |      |      |       |      |       |    |   |    |     |     |     |
| LSU                  |    |      |      |       |      |       |    |   |    |     |     |     |
| at Vanderbilt        |    |      |      |       |      |       |    |   |    |     |     |     |
| Ole Miss             |    |      |      |       |      |       |    |   |    |     |     |     |
| at Alabama           |    |      |      |       |      |       |    |   |    |     |     |     |
| at Mississippi St.   |    |      |      |       |      |       |    |   |    |     |     |     |
| Vanderbilt           |    |      |      |       |      |       |    |   |    |     |     |     |
| at Ole Miss          |    |      |      |       |      |       |    |   |    |     |     |     |
| Alabama              |    |      |      |       |      |       |    |   |    |     |     |     |
| at Florida           |    |      |      |       |      |       |    |   |    |     |     |     |
| South Carolina       |    |      |      |       |      |       |    |   |    |     |     |     |
| Kentucky             |    |      |      |       |      |       |    |   |    |     |     |     |
| at Georgia           |    |      |      |       |      |       |    |   |    |     |     |     |
| at Tennessee         |    |      |      |       |      |       |    |   |    |     |     |     |
| Mississippi State    |    |      |      |       |      |       |    |   |    |     |     |     |
| at Missouri          |    |      |      |       |      |       |    |   |    |     |     |     |
| Georgia              |    |      |      |       |      |       |    |   |    |     |     |     |

## MOORE'S CAREER STATISTICS

| SEASON       | TEAM | GP-GS        | MIN/AVG          | Field Goals   |             | 3-Point      |             | F-Throws     |             | Rebounds  |           |            |            | Scoring      |           |           |           |           |            |            |
|--------------|------|--------------|------------------|---------------|-------------|--------------|-------------|--------------|-------------|-----------|-----------|------------|------------|--------------|-----------|-----------|-----------|-----------|------------|------------|
|              |      |              |                  | FG-FGA        | FG%         | 3FG-3FGA     | 3FG%        | FT-FTA       | FT%         | OFF       | DEF       | TOT        | AVG        | PF-FO        | A         | TO        | BLK       | STL       | PTS        | AVG        |
| 2020-21      | AUB  | 25-0         | 281/11.3         | 27-48         | .563        | 6-15         | .400        | 11-19        | .579        | 28        | 23        | 51         | 2.0        | 28-0         | 12        | 18        | 6         | 8         | 71         | 2.8        |
| 2021-22      | AUB  | 25-0         | 185/7.4          | 16-37         | .432        | 0-5          | .000        | 10-15        | .667        | 20        | 15        | 35         | 1.4        | 19-0         | 6         | 15        | 4         | 8         | 42         | 1.7        |
| 2022-23      | AUB  | 31-16        | 448/14.5         | 37-75         | .493        | 9-22         | .409        | 25-35        | .714        | 36        | 30        | 66         | 2.1        | 47-0         | 19        | 21        | 9         | 15        | 108        | 3.5        |
| 2023-24      | AUB  | 6-6          | 122/20.3         | 7-16          | .438        | 1-5          | .200        | 4-7          | .571        | 7         | 10        | 17         | 2.8        | 8-0          | 8         | 4         | 5         | 0         | 19         | 3.2        |
| <b>TOTAL</b> |      | <b>87-22</b> | <b>1037/11.9</b> | <b>87-176</b> | <b>.494</b> | <b>16-47</b> | <b>.340</b> | <b>50-76</b> | <b>.658</b> | <b>91</b> | <b>78</b> | <b>169</b> | <b>1.9</b> | <b>102-0</b> | <b>45</b> | <b>58</b> | <b>24</b> | <b>31</b> | <b>240</b> | <b>2.8</b> |

# 10

## CHAD BAKER-MAZARA

G/F | 6-7 | 180 | Jr.

Santo Domingo, Dominican Republic  
(NW Florida State College)



### SEASON SUPERLATIVES

**Points:** 15 vs. Virginia Tech (11/29/23)  
**Field Goals Made:** 5 vs. Virginia Tech (11/29/23)  
**Field Goals Attempted:** 10 vs. Virginia Tech (11/29/23)  
**3-Point Field Goals Made:** 1 (three times)  
**3-Point Field Goals Attempted:** 3 (three times)  
**Free Throws Made:**  
 5 vs. Virginia Tech (11/29/23), vs. Southeastern Louisiana (11/10/23)  
**Free Throws Attempted:** 6 vs. Southeastern Louisiana (11/10/23)  
**Rebounds:** 6 vs. Southeastern Louisiana (11/10/23)  
**Assists:** 6 vs. Alabama A&M (11/21/23)  
**Blocks:** 1 (three times)  
**Steals:** 2 vs. Virginia Tech (11/29/23), vs. Baylor (11/7/23)  
**Minutes Played:**  
 23 vs. Virginia Tech (11/29/23), vs. Southeastern Louisiana (11/10/23)  
**Double-Figure Games:** 2  
**20-Point Games:** None  
**10-Rebound Games:** None  
**5-Steal Games:** None  
**Double-Doubles:** None  
**Dunks:** 3

### CAREER SUPERLATIVES

**Points:** 23 at Fordham (1/27/21)  
**Field Goals Made:** 8 at Fordham (1/27/21)  
**Field Goals Attempted:** 15 at Fordham (1/27/21)  
**3-Point Field Goals Made:** 7 at Fordham (1/27/21)  
**3-Point Field Goals Attempted:** 11 at Fordham (1/27/21)  
**Free Throws Made:** 8 vs. Rhode Island (2/27/21)  
**Free Throws Attempted:** 9 vs. Rhode Island (2/27/21)  
**Rebounds:** 6 (three times)  
**Assists:** 6 vs. Alabama A&M (11/21/23)  
**Blocks:** 3 vs. Rhode Island (2/27/21)  
**Steals:** 3 (five times)  
**Minutes Played:** 34 vs. Rhode Island (1/20/21)  
**Double-Figure Games:** 14  
**20-Point Games:** 3  
**10-Rebound Games:** None  
**Double-Doubles:** None  
**Dunks:** 16

### CAREER HONORS

- 2023 NJCAA Region 8 Most Outstanding Player
- 2023 NJCAA Region 8 All-Tournament Team
- 2023 All-Panhandle Conference First Team
- 2021-22 Mountain West Conference Sixth Man of the Year

### 2023-24 GAME-BY-GAME STATISTICS

| Opponent            | GS | Min. | FG-A | 3FG-A | FT-A  | O-D-T | PF | A | TO | BLK | STL | PTS |
|---------------------|----|------|------|-------|-------|-------|----|---|----|-----|-----|-----|
| vs. Baylor          | 12 | 2-4  | 0-0  | 3-3   | 2-0-2 | 4     | 0  | 1 | 0  | 2   | 7   |     |
| SE Louisiana        | 23 | 3-6  | 1-3  | 5-6   | 0-6-6 | 3     | 1  | 0 | 0  | 1   | 12  |     |
| vs. Notre Dame      | 18 | 2-3  | 0-1  | 2-3   | 0-2-2 | 0     | 1  | 1 | 1  | 1   | 6   |     |
| vs. St. Bonaventure | 20 | 2-4  | 1-2  | 0-0   | 2-1-3 | 3     | 2  | 0 | 1  | 0   | 5   |     |
| Alabama A&M         | 20 | 1-4  | 1-3  | 3-4   | 1-3-4 | 2     | 6  | 1 | 0  | 1   | 6   |     |
| Virginia Tech       | 23 | 5-10 | 0-3  | 5-5   | 2-2-4 | 3     | 3  | 0 | 1  | 2   | 15  |     |
| at App State        |    |      |      |       |       |       |    |   |    |     |     |     |
| vs. Indiana         |    |      |      |       |       |       |    |   |    |     |     |     |
| vs. UNC Asheville   |    |      |      |       |       |       |    |   |    |     |     |     |
| USC                 |    |      |      |       |       |       |    |   |    |     |     |     |
| Alabama State       |    |      |      |       |       |       |    |   |    |     |     |     |
| Chattanooga         |    |      |      |       |       |       |    |   |    |     |     |     |
| Penn                |    |      |      |       |       |       |    |   |    |     |     |     |
| at Arkansas         |    |      |      |       |       |       |    |   |    |     |     |     |
| Texas A&M           |    |      |      |       |       |       |    |   |    |     |     |     |
| LSU                 |    |      |      |       |       |       |    |   |    |     |     |     |
| at Vanderbilt       |    |      |      |       |       |       |    |   |    |     |     |     |
| Ole Miss            |    |      |      |       |       |       |    |   |    |     |     |     |
| at Alabama          |    |      |      |       |       |       |    |   |    |     |     |     |
| at Mississippi St.  |    |      |      |       |       |       |    |   |    |     |     |     |
| Vanderbilt          |    |      |      |       |       |       |    |   |    |     |     |     |
| at Ole Miss         |    |      |      |       |       |       |    |   |    |     |     |     |
| Alabama             |    |      |      |       |       |       |    |   |    |     |     |     |
| at Florida          |    |      |      |       |       |       |    |   |    |     |     |     |
| South Carolina      |    |      |      |       |       |       |    |   |    |     |     |     |
| Kentucky            |    |      |      |       |       |       |    |   |    |     |     |     |
| at Georgia          |    |      |      |       |       |       |    |   |    |     |     |     |
| at Tennessee        |    |      |      |       |       |       |    |   |    |     |     |     |
| Mississippi State   |    |      |      |       |       |       |    |   |    |     |     |     |
| at Missouri         |    |      |      |       |       |       |    |   |    |     |     |     |
| Georgia             |    |      |      |       |       |       |    |   |    |     |     |     |

### BAKER-MAZARA'S CAREER STATISTICS

| SEASON               | TEAM | GP-GS        | MIN/AVG         | Field Goals    |             | 3-Point       |             | F-Throws      |             | Rebounds  |            |            |            | Scoring      |           |           |           |           |            |            |
|----------------------|------|--------------|-----------------|----------------|-------------|---------------|-------------|---------------|-------------|-----------|------------|------------|------------|--------------|-----------|-----------|-----------|-----------|------------|------------|
|                      |      |              |                 | FG-FGA         | FG%         | 3FG-3FGA      | 3FG%        | FT-FTA        | FT%         | OFF       | DEF        | TOT        | AVG        | PF-FO        | A         | TO        | BLK       | STL       | PTS        | AVG        |
| 2020-21              | DU   | 15-13        | 364/24.3        | 46-105         | .438        | 25-60         | .417        | 26-32         | .813        | 10        | 33         | 43         | 2.9        | 45-4         | 17        | 13        | 13        | 15        | 143        | 9.5        |
| 2021-22              | SDSU | 31-0         | 399/12.9        | 66-157         | .420        | 22-56         | .393        | 44-49         | .898        | 9         | 54         | 63         | 2.0        | 45-0         | 18        | 23        | 14        | 21        | 198        | 6.4        |
| 2023-24              | AUB  | 6-0          | 118/19.7        | 15-31          | .484        | 3-12          | .250        | 18-21         | .857        | 7         | 14         | 21         | 3.5        | 15-0         | 13        | 3         | 3         | 7         | 51         | 8.5        |
| <b>TOTAL FOR AUB</b> |      | <b>6-0</b>   | <b>118/19.7</b> | <b>15-31</b>   | <b>.484</b> | <b>3-12</b>   | <b>.250</b> | <b>18-21</b>  | <b>.857</b> | <b>7</b>  | <b>14</b>  | <b>21</b>  | <b>3.5</b> | <b>15-0</b>  | <b>13</b> | <b>3</b>  | <b>3</b>  | <b>7</b>  | <b>51</b>  | <b>8.5</b> |
| <b>TOTAL</b>         |      | <b>52-13</b> | <b>881/16.9</b> | <b>127-293</b> | <b>.433</b> | <b>50-128</b> | <b>.391</b> | <b>88-102</b> | <b>.863</b> | <b>26</b> | <b>101</b> | <b>127</b> | <b>2.4</b> | <b>105-4</b> | <b>48</b> | <b>39</b> | <b>30</b> | <b>43</b> | <b>392</b> | <b>7.5</b> |

12

## DENVER JONES

G | 6-4 | 205 | Jr.  
New Market, Ala.  
(FIU)

## SEASON SUPERLATIVES

**Points:** 13 vs. Baylor (11/7/23)  
**Field Goals Made:** 4 vs. Baylor (11/7/23)  
**Field Goals Attempted:** 10 vs. Baylor (11/7/23)  
**3-Point FG Made:** 3 vs. St. Bonaventure (11/17/23), vs. Baylor (11/7/23)  
**3-Point Field Goals Attempted:** 5 vs. Baylor (11/7/23)  
**Free Throws Made:** 6 vs. Virginia Tech (11/29/23)  
**Free Throws Att.:** 6 vs. Virginia Tech (11/29/23)  
**Rebounds:** 5 vs. Virginia Tech (11/29/23)  
**Assists:** 4 vs. Southeastern Louisiana (11/10/23)  
**Blocks:** None  
**Steals:** 1 (four times)  
**Minutes Played:** 24 vs. Virginia Tech (11/29/23), vs. Baylor (11/7/23)  
**Double-Figure Games:** 2  
**20-Point Games:** None  
**10-Rebound Games:** None  
**5-Steal Games:** None  
**Double-Doubles:** None  
**Dunks:** None

## CAREER SUPERLATIVES

**Points:** 30 at Rice (3/4/23)  
**Field Goals Made:** 10 (three times)  
**Field Goals Attempted:** 23 vs. Louisiana Tech (3/8/23)  
**3-Point Field Goals Made:** 7 vs. Southern Miss (2/3/22)  
**3-Point Field Goals Attempted:** 11 at UTSA (1/21/23)  
**Free Throws Made:** 11 vs. UAB (1/7/23)  
**Free Throws Attempted:** 12 vs. Rice (2/19/22)  
**Rebounds:** 13 at Eastern Michigan (12/11/21)  
**Assists:** 6 (three times)  
**Blocks:** 1 (three times)  
**Steals:** 4 (six times)  
**Minutes Played:** 47 at Eastern Michigan (12/11/21)  
**Double-Figure Games:** 48  
**30-Point Games:** 1  
**20-Point Games:** 19  
**10-Rebound Games:** 1  
**Double-Doubles:** 1  
**Dunks:** 9

## CAREER HONORS

- 2022-23 All-Conference USA First Team
- Conference USA Freshman of the Week (Dec. 13, 2021)
- 2020-21 Jayhawk Conference Freshman of the Year
- 2020-21 NJCAA All-Region 6 Second Team
- 2020-21 All-Jayhawk Conference First Team

## 2023-24 GAME-BY-GAME STATISTICS

| Opponent             | GS | Min. | FG-A | 3FG-A | FT-A | O-D-T | PF | A | TO | BLK | STL | PTS |
|----------------------|----|------|------|-------|------|-------|----|---|----|-----|-----|-----|
| vs. Baylor           | *  | 24   | 4-10 | 3-5   | 2-2  | 0-1-1 | 2  | 2 | 2  | 0   | 1   | 13  |
| SE Louisiana         | *  | 22   | 2-5  | 1-3   | 3-4  | 0-2-2 | 1  | 4 | 2  | 0   | 0   | 8   |
| vs. Notre Dame       | *  | 18   | 1-5  | 0-2   | 0-0  | 0-2-2 | 0  | 1 | 1  | 0   | 1   | 2   |
| vs. St. Bonaventure* |    | 21   | 3-4  | 3-3   | 3-4  | 1-1-2 | 0  | 3 | 0  | 0   | 0   | 12  |
| Alabama A&M          |    | 17   | 3-6  | 1-4   | 1-1  | 0-2-2 | 2  | 0 | 1  | 0   | 1   | 8   |
| Virginia Tech        |    | 24   | 1-4  | 0-2   | 6-6  | 1-4-5 | 0  | 1 | 0  | 0   | 1   | 8   |
| at App State         |    |      |      |       |      |       |    |   |    |     |     |     |
| vs. Indiana          |    |      |      |       |      |       |    |   |    |     |     |     |
| vs. UNC Asheville    |    |      |      |       |      |       |    |   |    |     |     |     |
| UNC                  |    |      |      |       |      |       |    |   |    |     |     |     |
| Alabama State        |    |      |      |       |      |       |    |   |    |     |     |     |
| Chattanooga          |    |      |      |       |      |       |    |   |    |     |     |     |
| Penn                 |    |      |      |       |      |       |    |   |    |     |     |     |
| at Arkansas          |    |      |      |       |      |       |    |   |    |     |     |     |
| Texas A&M            |    |      |      |       |      |       |    |   |    |     |     |     |
| LSU                  |    |      |      |       |      |       |    |   |    |     |     |     |
| at Vanderbilt        |    |      |      |       |      |       |    |   |    |     |     |     |
| Ole Miss             |    |      |      |       |      |       |    |   |    |     |     |     |
| at Alabama           |    |      |      |       |      |       |    |   |    |     |     |     |
| at Mississippi St.   |    |      |      |       |      |       |    |   |    |     |     |     |
| Vanderbilt           |    |      |      |       |      |       |    |   |    |     |     |     |
| at Ole Miss          |    |      |      |       |      |       |    |   |    |     |     |     |
| Alabama              |    |      |      |       |      |       |    |   |    |     |     |     |
| at Florida           |    |      |      |       |      |       |    |   |    |     |     |     |
| South Carolina       |    |      |      |       |      |       |    |   |    |     |     |     |
| Kentucky             |    |      |      |       |      |       |    |   |    |     |     |     |
| at Georgia           |    |      |      |       |      |       |    |   |    |     |     |     |
| at Tennessee         |    |      |      |       |      |       |    |   |    |     |     |     |
| Mississippi State    |    |      |      |       |      |       |    |   |    |     |     |     |
| at Missouri          |    |      |      |       |      |       |    |   |    |     |     |     |
| Georgia              |    |      |      |       |      |       |    |   |    |     |     |     |

## JONES' CAREER STATISTICS

| SEASON               | TEAM | GP-GS        | MIN/AVG          | Field Goals    |             |                | 3-Point     |                | F-Throws    |           | Rebounds   |            |            |             | Scoring    |            |          |           |             |             |
|----------------------|------|--------------|------------------|----------------|-------------|----------------|-------------|----------------|-------------|-----------|------------|------------|------------|-------------|------------|------------|----------|-----------|-------------|-------------|
|                      |      |              |                  | FG-FGA         | FG%         | 3FG-3FGA       | 3FG%        | FT-FTA         | FT%         | OFF       | DEF        | TOT        | AVG        | PF-FO       | A          | TO         | BLK      | STL       | PTS         | AVG         |
| 2021-22              | FIU  | 31-7         | 832/26.8         | 114-294        | .388        | 49-142         | .345        | 112-125        | .896        | 22        | 93         | 115        | 3.7        | 45-0        | 71         | 52         | 2        | 28        | 389         | 12.5        |
| 2022-23              | FIU  | 28-28        | 935/33.4         | 187-391        | .478        | 59-159         | .371        | 131-155        | .845        | 25        | 82         | 107        | 3.8        | 45-1        | 56         | 90         | 1        | 49        | 564         | 20.1        |
| 2023-24              | AUB  | 6-5          | 127/21.1         | 14-34          | .412        | 8-19           | .421        | 15-17          | .882        | 2         | 12         | 14         | 2.3        | 5-0         | 11         | 6          | 0        | 4         | 51          | 8.5         |
| <b>TOTAL FOR AUB</b> |      | <b>6-5</b>   | <b>127/21.1</b>  | <b>14-34</b>   | <b>.412</b> | <b>8-19</b>    | <b>.421</b> | <b>15-17</b>   | <b>.882</b> | <b>2</b>  | <b>12</b>  | <b>14</b>  | <b>2.3</b> | <b>5-0</b>  | <b>11</b>  | <b>6</b>   | <b>0</b> | <b>4</b>  | <b>51</b>   | <b>8.5</b>  |
| <b>TOTAL</b>         |      | <b>65-40</b> | <b>1894/29.1</b> | <b>315-719</b> | <b>.438</b> | <b>116-320</b> | <b>.363</b> | <b>258-297</b> | <b>.869</b> | <b>49</b> | <b>187</b> | <b>236</b> | <b>3.6</b> | <b>95-1</b> | <b>138</b> | <b>148</b> | <b>3</b> | <b>81</b> | <b>1004</b> | <b>15.4</b> |



# 20

## CARTER SOBERA

G | 6-5 | 210 | Sr.  
Birmingham, Ala.  
Mountain Brook HS



### SEASON SUPERLATIVES

Points: None  
 Field Goals Made: None  
 Field Goals Attempted: None  
 3-Point Field Goals Made: None  
 3-Point Field Goals Attempted: None  
 Free Throws Made: None  
 Free Throws Attempted: None  
 Rebounds: 1 vs. Alabama A&M (11/21/23)  
 Assists: None  
 Blocks: None  
 Steals: None  
 Minutes Played: 2 vs. Alabama A&M (11/21/23)  
 Double-Figure Games: None  
 20-Point Games: None  
 10-Rebound Games: None  
 5-Steal Games: None  
 Double-Doubles: None  
 Dunks: None

### CAREER SUPERLATIVES

Points: 3 vs. Alabama (2/1/22)  
 Field Goals Made: 1 vs. Alabama (2/1/22)  
 Field Goals Attempted: 1 vs. Alabama (2/1/22)  
 3-Point Field Goals Made: None  
 3-Point Field Goals Attempted: None  
 Free Throws Made: 1 vs. Alabama (2/1/22)  
 Free Throws Attempted: 2 vs. Yale (12/4/21)  
 Rebounds: 2 vs. Yale (12/4/21)  
 Assists: None  
 Blocks: None  
 Steals: 1 vs. Yale (12/4/21)  
 Minutes Played: 2 vs. Alabama A&M (11/21/23), vs. Yale (12/4/21)  
 20-Point Games: None  
 10-Rebound Games: None  
 Double-Doubles: None  
 Dunks: None

### CAREER HONORS

- 2023 NABC Honors Court
- Two-Time SEC Academic Honor Roll (2021-22 and 2022-23)

### 2023-24 GAME-BY-GAME STATISTICS

| Opponent            | GS | Min. | FG-A | 3FG-A | FT-A | O-D-T | PF | A | TO | BLK | STL | PTS |
|---------------------|----|------|------|-------|------|-------|----|---|----|-----|-----|-----|
| vs. Baylor          |    | DNP  |      |       |      |       |    |   |    |     |     |     |
| SE Louisiana        |    | DNP  |      |       |      |       |    |   |    |     |     |     |
| vs. Notre Dame      | 1  |      | 0-0  | 0-0   | 0-0  | 0-0-0 | 0  | 0 | 0  | 0   | 0   | 0   |
| vs. St. Bonaventure |    | DNP  |      |       |      |       |    |   |    |     |     |     |
| Alabama A&M         | 2  |      | 0-0  | 0-0   | 0-0  | 0-1-1 | 0  | 0 | 0  | 0   | 0   | 0   |
| Virginia Tech       | 1  |      | 0-0  | 0-0   | 0-0  | 0-0-0 | 0  | 0 | 0  | 0   | 0   | 0   |
| at App State        |    |      |      |       |      |       |    |   |    |     |     |     |
| vs. Indiana         |    |      |      |       |      |       |    |   |    |     |     |     |
| vs. UNC Asheville   |    |      |      |       |      |       |    |   |    |     |     |     |
| USC                 |    |      |      |       |      |       |    |   |    |     |     |     |
| Alabama State       |    |      |      |       |      |       |    |   |    |     |     |     |
| Chattanooga         |    |      |      |       |      |       |    |   |    |     |     |     |
| Penn                |    |      |      |       |      |       |    |   |    |     |     |     |
| at Arkansas         |    |      |      |       |      |       |    |   |    |     |     |     |
| Texas A&M           |    |      |      |       |      |       |    |   |    |     |     |     |
| LSU                 |    |      |      |       |      |       |    |   |    |     |     |     |
| at Vanderbilt       |    |      |      |       |      |       |    |   |    |     |     |     |
| Ole Miss            |    |      |      |       |      |       |    |   |    |     |     |     |
| at Alabama          |    |      |      |       |      |       |    |   |    |     |     |     |
| at Mississippi St.  |    |      |      |       |      |       |    |   |    |     |     |     |
| Vanderbilt          |    |      |      |       |      |       |    |   |    |     |     |     |
| at Ole Miss         |    |      |      |       |      |       |    |   |    |     |     |     |
| Alabama             |    |      |      |       |      |       |    |   |    |     |     |     |
| at Florida          |    |      |      |       |      |       |    |   |    |     |     |     |
| South Carolina      |    |      |      |       |      |       |    |   |    |     |     |     |
| Kentucky            |    |      |      |       |      |       |    |   |    |     |     |     |
| at Georgia          |    |      |      |       |      |       |    |   |    |     |     |     |
| at Tennessee        |    |      |      |       |      |       |    |   |    |     |     |     |
| Mississippi State   |    |      |      |       |      |       |    |   |    |     |     |     |
| at Missouri         |    |      |      |       |      |       |    |   |    |     |     |     |
| Georgia             |    |      |      |       |      |       |    |   |    |     |     |     |

### SOBERA'S CAREER STATISTICS

| SEASON       | TEAM | GP-GS       | MIN/AVG       | Field Goals |              | 3-Point    |             | F-Throws   |             | Rebounds |          |          |            | Scoring    |          |          |          |          |          |            |
|--------------|------|-------------|---------------|-------------|--------------|------------|-------------|------------|-------------|----------|----------|----------|------------|------------|----------|----------|----------|----------|----------|------------|
|              |      |             |               | FG-FGA      | FG%          | 3FG-3FGA   | 3FG%        | FT-FTA     | FT%         | OFF      | DEF      | TOT      | AVG        | PF         | FO       | A        | TO       | BLK      | STL      | PTS        |
| 2021-22      | AUB  | 4-0         | 6/1.6         | 1-1         | 1.000        | 0-0        | .000        | 1-3        | .333        | 0        | 4        | 4        | 1.0        | 1-0        | 0        | 1        | 0        | 1        | 3        | 0.8        |
| 2022-23      | AUB  | 3-0         | 2/0.6         | 0-0         | .000         | 0-0        | .000        | 0-0        | .000        | 0        | 0        | 0        | 0.0        | 0-0        | 0        | 0        | 0        | 0        | 0        | 0.0        |
| 2023-24      | AUB  | 3-0         | 4/1.4         | 0-0         | .000         | 0-0        | .000        | 0-0        | .000        | 0        | 1        | 1        | 0.3        | 0-0        | 0        | 0        | 0        | 0        | 0        | 0.0        |
| <b>TOTAL</b> |      | <b>10-0</b> | <b>12/1.2</b> | <b>1-1</b>  | <b>1.000</b> | <b>0-0</b> | <b>.000</b> | <b>1-3</b> | <b>.333</b> | <b>0</b> | <b>5</b> | <b>5</b> | <b>0.5</b> | <b>1-0</b> | <b>0</b> | <b>1</b> | <b>0</b> | <b>1</b> | <b>3</b> | <b>0.3</b> |

23

## ADDARIN SCOTT

F | 6-9 | 207 | Jr.  
Dallas, Texas  
(Navarro College)

## SEASON SUPERLATIVES

**Points:** 2 vs. Alabama A&M (11/21/23)  
**Field Goals Made:** None  
**Field Goals Attempted:** None  
**3-Point Field Goals Made:** None  
**3-Point Field Goals Attempted:** None  
**Free Throws Made:** 2 vs. Alabama A&M (11/21/23)  
**Free Throws Attempted:** 2 vs. Alabama A&M (11/21/23)  
**Rebounds:** None  
**Assists:** None  
**Blocks:** None  
**Steals:** None  
**Minutes Played:** 2 vs. Alabama A&M (11/21/23)  
**Double-Figure Games:** None  
**20-Point Games:** None  
**10-Rebound Games:** None  
**5-Steal Games:** None  
**Double-Doubles:** None  
**Dunks:** None

## CAREER SUPERLATIVES

**Points:** 2 vs. Alabama A&M (11/21/23)  
**Field Goals Made:** None  
**Field Goals Attempted:** None  
**3-Point Field Goals Made:** None  
**3-Point Field Goals Attempted:** None  
**Free Throws Made:** 2 vs. Alabama A&M (11/21/23)  
**Free Throws Attempted:** 2 vs. Alabama A&M (11/21/23)  
**Rebounds:** None  
**Assists:** None  
**Blocks:** None  
**Steals:** None  
**Minutes Played:** 2 vs. Alabama A&M (11/21/23)  
**Double-Figure Games:** None  
**20-Point Games:** None  
**10-Rebound Games:** None  
**5-Steal Games:** None  
**Double-Doubles:** None  
**Dunks:** None

## 2023-24 GAME-BY-GAME STATISTICS

| Opponent            | GS | Min. | FG-A | 3FG-A | FT-A | O-D-T | PF | A | TO | BLK | STL | PTS |
|---------------------|----|------|------|-------|------|-------|----|---|----|-----|-----|-----|
| vs. Baylor          |    |      |      |       |      |       |    |   |    |     |     |     |
| SE Louisiana        |    |      |      |       |      |       |    |   |    |     |     |     |
| vs. Notre Dame      | 1  |      | 0-0  | 0-0   | 0-0  | 0-0-0 | 0  | 0 | 0  | 0   | 0   | 0   |
| vs. St. Bonaventure |    |      |      |       |      |       |    |   |    |     |     |     |
| Alabama A&M         | 2  |      | 0-0  | 0-0   | 2-2  | 2-0-2 | 1  | 0 | 1  | 0   | 0   | 2   |
| Virginia Tech       | 1  |      | 0-0  | 0-0   | 0-0  | 0-0-0 | 0  | 0 | 0  | 0   | 0   | 0   |
| at App State        |    |      |      |       |      |       |    |   |    |     |     |     |
| vs. Indiana         |    |      |      |       |      |       |    |   |    |     |     |     |
| vs. UNC Asheville   |    |      |      |       |      |       |    |   |    |     |     |     |
| USC                 |    |      |      |       |      |       |    |   |    |     |     |     |
| Alabama State       |    |      |      |       |      |       |    |   |    |     |     |     |
| Chattanooga         |    |      |      |       |      |       |    |   |    |     |     |     |
| Penn                |    |      |      |       |      |       |    |   |    |     |     |     |
| at Arkansas         |    |      |      |       |      |       |    |   |    |     |     |     |
| Texas A&M           |    |      |      |       |      |       |    |   |    |     |     |     |
| LSU                 |    |      |      |       |      |       |    |   |    |     |     |     |
| at Vanderbilt       |    |      |      |       |      |       |    |   |    |     |     |     |
| Ole Miss            |    |      |      |       |      |       |    |   |    |     |     |     |
| at Alabama          |    |      |      |       |      |       |    |   |    |     |     |     |
| at Mississippi St.  |    |      |      |       |      |       |    |   |    |     |     |     |
| Vanderbilt          |    |      |      |       |      |       |    |   |    |     |     |     |
| at Ole Miss         |    |      |      |       |      |       |    |   |    |     |     |     |
| Alabama             |    |      |      |       |      |       |    |   |    |     |     |     |
| at Florida          |    |      |      |       |      |       |    |   |    |     |     |     |
| South Carolina      |    |      |      |       |      |       |    |   |    |     |     |     |
| Kentucky            |    |      |      |       |      |       |    |   |    |     |     |     |
| at Georgia          |    |      |      |       |      |       |    |   |    |     |     |     |
| at Tennessee        |    |      |      |       |      |       |    |   |    |     |     |     |
| Mississippi State   |    |      |      |       |      |       |    |   |    |     |     |     |
| at Missouri         |    |      |      |       |      |       |    |   |    |     |     |     |
| Georgia             |    |      |      |       |      |       |    |   |    |     |     |     |


## SCOTT'S CAREER STATISTICS

|              |      | Field Goals |              | 3-Point    |             | F-Throws   |             | Rebounds   |             |          |          | Scoring  |            |            |          |          |          |          |          |            |
|--------------|------|-------------|--------------|------------|-------------|------------|-------------|------------|-------------|----------|----------|----------|------------|------------|----------|----------|----------|----------|----------|------------|
| SEASON       | TEAM | GP-GS       | MIN/AVG      | FG-FGA     | FG%         | 3FG-3FGA   | 3FG%        | FT-FTA     | FT%         | OFF      | DEF      | TOT      | AVG        | PF-FO      | A        | TO       | BLK      | STL      | PTS      | AVG        |
| 2023-24      | AUB  | 3-0         | 5/1.6        | 0-3        | .000        | 0-0        | .000        | 4-6        | .667        | 0        | 0        | 0        | 0.0        | 0-0        | 0        | 0        | 0        | 0        | 4        | 1.3        |
| <b>TOTAL</b> |      | <b>3-0</b>  | <b>5/1.6</b> | <b>0-3</b> | <b>.000</b> | <b>0-0</b> | <b>.000</b> | <b>4-6</b> | <b>.667</b> | <b>0</b> | <b>0</b> | <b>0</b> | <b>0.0</b> | <b>0-0</b> | <b>0</b> | <b>0</b> | <b>0</b> | <b>0</b> | <b>4</b> | <b>1.3</b> |

# 24

## LIOR BERMAN

G | 6-4 | 210 | Gr.  
Birmingham, Ala.  
(Mountain Brook HS)



### SEASON SUPERLATIVES

**Points:** None  
**Field Goals Made:** None  
**Field Goals Attempted:** 1 vs. Southeastern Louisiana (11/10/23)  
**3-Point Field Goals Made:** None  
**3-Point Field Goals Attempted:** 1 vs. Southeastern Louisiana (11/10/23)  
**Free Throws Made:** None  
**Free Throws Attempted:** 2 vs. Alabama A&M (11/21/23)  
**Rebounds:** 3 vs. Notre Dame (11/16/23)  
**Assists:** None  
**Blocks:** 1 vs. Alabama A&M (11/21/23)  
**Steals:** None  
**Minutes Played:** 6 vs. Alabama A&M (11/21/23)  
**Double-Figure Games:** None  
**20-Point Games:** None  
**10-Rebound Games:** None  
**5-Steal Games:** None  
**Double-Doubles:** None  
**Dunks:** None

### CAREER SUPERLATIVES

**Points:** 8 (four times)  
**Field Goals Made:** 3 (four times)  
**Field Goals Attempted:** 6 vs. Nebraska (12/11/21)  
**3-Point Field Goals Made:** 2 (six times)  
**3-Point Field Goals Attempted:** 4 (three times)  
**Free Throws Made:** 1 (four times)  
**Free Throws Attempted:** 2 (three times)  
**Rebounds:** 4 vs. Texas A&M (1/25/23), vs. North Alabama (12/14/21)  
**Assists:** 1 (nine times)  
**Blocks:** 1 vs. Alabama A&M (11/21/23), vs. North Alabama (12/14/21)  
**Steals:** 1 (13 times)  
**Minutes Played:** 19 vs. Nebraska (12/11/21)  
**Double-Figure Games:** None  
**20-Point Games:** None  
**10-Rebound Games:** None  
**Double-Doubles:** None  
**Dunks:** 1

### CAREER HONORS

- Three-Time SEC Academic Honor Roll (2020-21, 2021-22 and 2022-23)
- 2022 CSC Academic All-District Team
- Three-Time NABC Honors Court (2021, 2022 and 2023)
- 2019-20 First-Year SEC Academic Honor Roll

### 2023-24 GAME-BY-GAME STATISTICS

| Opponent            | GS  | Min. | FG-A | 3FG-A | FT-A  | O-D-T | PF | A | TO | BLK | STL | PTS |
|---------------------|-----|------|------|-------|-------|-------|----|---|----|-----|-----|-----|
| vs. Baylor          | 4   | 0-0  | 0-0  | 0-0   | 0-0   | 0-0-0 | 1  | 0 | 0  | 0   | 0   | 0   |
| SE Louisiana        | 2   | 0-1  | 0-1  | 0-0   | 0-0-0 | 0     | 0  | 0 | 0  | 0   | 0   | 0   |
| vs. Notre Dame      | 5   | 0-0  | 0-0  | 0-0   | 1-2-3 | 2     | 0  | 0 | 0  | 0   | 0   | 0   |
| vs. St. Bonaventure | DNP |      |      |       |       |       |    |   |    |     |     |     |
| Alabama A&M         | 6   | 0-0  | 0-0  | 0-2   | 0-1-1 | 0     | 0  | 0 | 1  | 0   | 0   | 0   |
| Virginia Tech       | 5   | 0-0  | 0-0  | 0-0   | 0-1-1 | 0     | 0  | 0 | 0  | 0   | 0   | 0   |
| at App State        |     |      |      |       |       |       |    |   |    |     |     |     |
| vs. Indiana         |     |      |      |       |       |       |    |   |    |     |     |     |
| vs. UNC Asheville   |     |      |      |       |       |       |    |   |    |     |     |     |
| USC                 |     |      |      |       |       |       |    |   |    |     |     |     |
| Alabama State       |     |      |      |       |       |       |    |   |    |     |     |     |
| Chattanooga         |     |      |      |       |       |       |    |   |    |     |     |     |
| Penn                |     |      |      |       |       |       |    |   |    |     |     |     |
| at Arkansas         |     |      |      |       |       |       |    |   |    |     |     |     |
| Texas A&M           |     |      |      |       |       |       |    |   |    |     |     |     |
| LSU                 |     |      |      |       |       |       |    |   |    |     |     |     |
| at Vanderbilt       |     |      |      |       |       |       |    |   |    |     |     |     |
| Ole Miss            |     |      |      |       |       |       |    |   |    |     |     |     |
| at Alabama          |     |      |      |       |       |       |    |   |    |     |     |     |
| at Mississippi St.  |     |      |      |       |       |       |    |   |    |     |     |     |
| Vanderbilt          |     |      |      |       |       |       |    |   |    |     |     |     |
| at Ole Miss         |     |      |      |       |       |       |    |   |    |     |     |     |
| Alabama             |     |      |      |       |       |       |    |   |    |     |     |     |
| at Florida          |     |      |      |       |       |       |    |   |    |     |     |     |
| South Carolina      |     |      |      |       |       |       |    |   |    |     |     |     |
| Kentucky            |     |      |      |       |       |       |    |   |    |     |     |     |
| at Georgia          |     |      |      |       |       |       |    |   |    |     |     |     |
| at Tennessee        |     |      |      |       |       |       |    |   |    |     |     |     |
| Mississippi State   |     |      |      |       |       |       |    |   |    |     |     |     |
| at Missouri         |     |      |      |       |       |       |    |   |    |     |     |     |
| Georgia             |     |      |      |       |       |       |    |   |    |     |     |     |

### BERMAN'S CAREER STATISTICS

| SEASON       | TEAM | GP-GS       | MIN/AVG        | Field Goals   |             | 3-Point      |             | F-Throws   |             | Rebounds  |           |           |            | Scoring     |          |           |          |           |            |            |     |
|--------------|------|-------------|----------------|---------------|-------------|--------------|-------------|------------|-------------|-----------|-----------|-----------|------------|-------------|----------|-----------|----------|-----------|------------|------------|-----|
|              |      |             |                | FG-FGA        | FG%         | 3FG-3FGA     | 3FG%        | FT-FTA     | FT%         | OFF       | DEF       | TOT       | AVG        | PF-FO       | A        | TO        | BLK      | STL       | PTS        | AVG        |     |
| 2019-20      | AUB  | 2-0         | 3/1.4          | 0-1           | .000        | 0-0          | .000        | 0-0        | .000        | 0         | 0         | 0         | 0.0        | 0-0         | 0        | 0         | 0        | 0         | 0          | 0          | 0.0 |
| 2020-21      | AUB  | 11-0        | 29/2.7         | 4-12          | .333        | 4-11         | .364        | 1-1        | 1.000       | 0         | 2         | 2         | 0.2        | 1-0         | 0        | 0         | 0        | 0         | 0          | 13         | 1.2 |
| 2021-22      | AUB  | 20-0        | 166/8.3        | 16-40         | .400        | 8-17         | .471        | 0-1        | .000        | 8         | 6         | 14        | 0.7        | 18-0        | 6        | 3         | 1        | 5         | 40         | 2.0        |     |
| 2022-23      | AUB  | 25-0        | 236/9.4        | 20-49         | .408        | 11-31        | .355        | 3-5        | .600        | 12        | 17        | 29        | 1.2        | 31-0        | 3        | 8         | 0        | 8         | 54         | 2.2        |     |
| 2023-24      | AUB  | 5-0         | 24/4.8         | 0-1           | .000        | 0-1          | .000        | 0-2        | .000        | 1         | 4         | 5         | 1.0        | 3-0         | 0        | 0         | 1        | 0         | 0          | 0.0        |     |
| <b>TOTAL</b> |      | <b>63-0</b> | <b>457/7.3</b> | <b>40-103</b> | <b>.388</b> | <b>23-60</b> | <b>.383</b> | <b>4-9</b> | <b>.444</b> | <b>21</b> | <b>29</b> | <b>50</b> | <b>0.8</b> | <b>53-0</b> | <b>9</b> | <b>11</b> | <b>2</b> | <b>13</b> | <b>107</b> | <b>1.7</b> |     |

# 31

## CHANEY JOHNSON

F | 6-7 | 220 | Jr.  
Alabaster, Ala.  
(UAH)



### SEASON SUPERLATIVES

- Points:** 15 vs. Alabama A&M (11/21/23)
- Field Goals Made:** 6 vs. Alabama A&M (11/21/23)
- Field Goals Attempted:** 11 vs. Southeastern Louisiana (11/10/23)
- 3-Point Field Goals Made:** 1 vs. Virginia Tech (11/29/23)
- 3-Point Field Goals Attempted:** 3 vs. Southeastern Louisiana (11/10/23)
- Free Throws Made:** 3 vs. Alabama A&M (11/21/23)
- Free Throws Attempted:** 4 vs. Alabama A&M (11/21/23)
- Rebounds:** 11 vs. Southeastern Louisiana (11/10/23)
- Assists:** 1 (four times)
- Blocks:** 2 vs. Virginia Tech (11/29/23)
- Steals:** 2 vs. Alabama A&M (11/21/23), vs. St. Bonaventure (11/17/23)
- Minutes Played:** 19 vs. St. Bonaventure (11/17/23)
- Double-Figure Games:** 1
- 20-Point Games:** None
- 10-Rebound Games:** 1
- 5-Steal Games:** None
- Double-Doubles:** None
- Dunks:** 3

### CAREER SUPERLATIVES (DIVISION II and DIVISION I)

- Points:** 35 vs. Embry-Riddle (11/7/21)
- Field Goals Made:** 13 vs. Embry-Riddle (11/7/21)
- Field Goals Attempted:** 23 vs. Lee (2/12/22)
- 3-Point Field Goals Made:** 5 vs. Embry-Riddle (11/7/21)
- 3-Point Field Goals Attempted:** 6 vs. Embry-Riddle (11/7/21)
- Free Throws Made:** 10 vs. Mississippi College (2/4/23)
- Free Throws Attempted:** 14 vs. Mississippi College (2/4/23)
- Rebounds:** 12 vs. Lee (12/2/22), vs. West Georgia (3/1/22)
- Assists:** 6 vs. Montevallo (1/18/23)
- Blocks:** 3 at Nova Southeastern (3/14/23), Christian Brothers (1/13/22)
- Steals:** 4 vs. Union (3/6/22)
- Minutes Played:** 38 at West Alabama (11/28/22)
- Double-Figure Games:** 68
- 30-Point Games:** 1
- 20-Point Games:** 17
- 10-Rebound Games:** 7
- Double-Doubles:** 5
- Dunks:** 67

### CAREER HONORS

- 2023 Alabama Sports Writers Association Small College Athlete of the Year
- 2023 Gulf South Conference Player of the Year
- Two-Time NABC Division II All-District South Team (2022 and 2023)
- Two-Time All-Gulf South Conference First Team (2022 and 2023)
- Three-Time GSC Academic Honor Roll (2020-21, 2021-22, 2022-23)

### 2023-24 GAME-BY-GAME STATISTICS

| Opponent            | GS | Min. | FG-A | 3FG-A | FT-A   | O-D-T | PF | A | TO | BLK | STL | PTS |
|---------------------|----|------|------|-------|--------|-------|----|---|----|-----|-----|-----|
| vs. Baylor          | 13 | 1-3  | 0-0  | 0-0   | 1-2-3  | 2     | 1  | 0 | 0  | 0   | 2   |     |
| SE Louisiana        | 18 | 2-11 | 0-3  | 0-0   | 7-4-11 | 1     | 1  | 3 | 1  | 1   | 4   |     |
| vs. Notre Dame      | 13 | 2-2  | 0-0  | 0-0   | 0-4-4  | 5     | 1  | 0 | 0  | 0   | 4   |     |
| vs. St. Bonaventure | 19 | 0-3  | 0-2  | 0-0   | 0-5-5  | 2     | 0  | 2 | 0  | 2   | 0   |     |
| Alabama A&M         | 17 | 6-8  | 0-1  | 3-4   | 0-4-4  | 3     | 0  | 1 | 1  | 2   | 15  |     |
| Virginia Tech       | 18 | 1-4  | 1-1  | 0-0   | 1-2-3  | 3     | 1  | 2 | 2  | 0   | 3   |     |
| at App State        |    |      |      |       |        |       |    |   |    |     |     |     |
| vs. Indiana         |    |      |      |       |        |       |    |   |    |     |     |     |
| vs. UNC Asheville   |    |      |      |       |        |       |    |   |    |     |     |     |
| USC                 |    |      |      |       |        |       |    |   |    |     |     |     |
| Alabama State       |    |      |      |       |        |       |    |   |    |     |     |     |
| Chattanooga         |    |      |      |       |        |       |    |   |    |     |     |     |
| Penn                |    |      |      |       |        |       |    |   |    |     |     |     |
| at Arkansas         |    |      |      |       |        |       |    |   |    |     |     |     |
| Texas A&M           |    |      |      |       |        |       |    |   |    |     |     |     |
| LSU                 |    |      |      |       |        |       |    |   |    |     |     |     |
| at Vanderbilt       |    |      |      |       |        |       |    |   |    |     |     |     |
| Ole Miss            |    |      |      |       |        |       |    |   |    |     |     |     |
| at Alabama          |    |      |      |       |        |       |    |   |    |     |     |     |
| at Mississippi St.  |    |      |      |       |        |       |    |   |    |     |     |     |
| Vanderbilt          |    |      |      |       |        |       |    |   |    |     |     |     |
| at Ole Miss         |    |      |      |       |        |       |    |   |    |     |     |     |
| Alabama             |    |      |      |       |        |       |    |   |    |     |     |     |
| at Florida          |    |      |      |       |        |       |    |   |    |     |     |     |
| South Carolina      |    |      |      |       |        |       |    |   |    |     |     |     |
| Kentucky            |    |      |      |       |        |       |    |   |    |     |     |     |
| at Georgia          |    |      |      |       |        |       |    |   |    |     |     |     |
| at Tennessee        |    |      |      |       |        |       |    |   |    |     |     |     |
| Mississippi State   |    |      |      |       |        |       |    |   |    |     |     |     |
| at Missouri         |    |      |      |       |        |       |    |   |    |     |     |     |
| Georgia             |    |      |      |       |        |       |    |   |    |     |     |     |


### JOHNSON'S CAREER STATISTICS (DIVISION II and DIVISION I)

| SEASON               | TEAM         | GP-GS            | MIN/AVG        | Field Goals |               | 3-Point     |                | F-Throws    |            | Rebounds   |            |            |               | Scoring    |            |           |           |             |             |      |
|----------------------|--------------|------------------|----------------|-------------|---------------|-------------|----------------|-------------|------------|------------|------------|------------|---------------|------------|------------|-----------|-----------|-------------|-------------|------|
|                      |              |                  |                | FG-FGA      | FG%           | 3FG-3FGA    | 3FG%           | FT-FTA      | FT%        | OFF        | DEF        | TOT        | AVG           | PF-FO      | A          | TO        | BLK       | STL         | PTS         | AVG  |
| 2020-21              | UAH          | 19-0             | 220/11.6       | 31-72       | .431          | 11-28       | .393           | 10-20       | .500       | 12         | 25         | 37         | 1.9           | 31-0       | 4          | 19        | 2         | 6           | 83          | 4.4  |
| 2021-22              | UAH          | 33-31            | 781/23.7       | 218-372     | .586          | 32-69       | .464           | 86-115      | .748       | 61         | 126        | 187        | 5.7           | 100-9      | 39         | 75        | 22        | 26          | 554         | 16.8 |
| 2022-23              | UAH          | 35-35            | 891/25.5       | 203-392     | .518          | 24-81       | .296           | 128-167     | .766       | 49         | 182        | 231        | 6.6           | 69-1       | 55         | 74        | 18        | 39          | 558         | 15.9 |
| 2023-24              | AUB          | 6-0              | 100/16.6       | 12-31       | .387          | 1-7         | .143           | 3-4         | .750       | 9          | 21         | 30         | 5.0           | 16-1       | 4          | 8         | 4         | 5           | 28          | 4.7  |
| <b>TOTAL FOR AUB</b> | <b>6-0</b>   | <b>100/16.6</b>  | <b>12-31</b>   | <b>.387</b> | <b>1-7</b>    | <b>.143</b> | <b>3-4</b>     | <b>.750</b> | <b>9</b>   | <b>21</b>  | <b>30</b>  | <b>5.0</b> | <b>16-1</b>   | <b>4</b>   | <b>8</b>   | <b>4</b>  | <b>5</b>  | <b>28</b>   | <b>4.7</b>  |      |
| <b>TOTAL</b>         | <b>93-66</b> | <b>1992/21.4</b> | <b>464-867</b> | <b>.535</b> | <b>68-185</b> | <b>.368</b> | <b>227-306</b> | <b>.742</b> | <b>131</b> | <b>354</b> | <b>485</b> | <b>5.2</b> | <b>216-11</b> | <b>102</b> | <b>176</b> | <b>46</b> | <b>76</b> | <b>1223</b> | <b>13.2</b> |      |



44

## DYLAN CARDWELL

G | 6-11 | 255 | Sr.  
Augusta, Ga.  
(McEachern HS)

## SEASON SUPERLATIVES

**Points:** 8 vs. St. Bonaventure (11/17/23)  
**Field Goals Made:**  
 3 vs. Alabama A&M (11/21/23), vs. Southeastern Louisiana (11/10/23)  
**Field Goals Attempted:** 5 vs. Alabama A&M (11/21/23)  
**3-Point Field Goals Made:** None  
**3-Point Field Goals Attempted:** None  
**Free Throws Made:** 6 vs. St. Bonaventure (11/17/23)  
**Free Throws Attempted:** 6 vs. St. Bonaventure (11/17/23)  
**Rebounds:** 9 vs. Alabama A&M (11/21/23)  
**Assists:** 4 vs. Baylor (11/7/23)  
**Blocks:** 5 vs. Baylor (11/7/23)  
**Steals:** 2 vs. St. Bonaventure (11/16/23)  
**Minutes Played:** 17 vs. Alabama A&M (11/21/23)  
**Double-Figure Games:** None  
**20-Point Games:** None  
**10-Rebound Games:** None  
**5-Steal Games:** None  
**Double-Doubles:** None  
**Dunks:** 6

## CAREER SUPERLATIVES

**Points:** 10 vs. Ole Miss (2/6/21), vs. Yale (12/4/21)  
**Field Goals Made:** 5 vs. Ole Miss (2/6/21), vs. Yale (12/4/21)  
**Field Goals Attempted:** 8 vs. Missouri (2/14/23)  
**3-Point Field Goals Made:** 1 vs. Mississippi State (3/6/21)  
**3-Point Field Goals Attempted:** 1 (three times)  
**Free Throws Made:** 6 vs. St. Bonaventure (11/17/23), vs. Missouri (1/26/21)  
**Free Throws Attempted:** 7 vs. Missouri (1/26/21)  
**Rebounds:** 10 vs. Missouri (2/14/23)  
**Assists:** 4 vs. Baylor (11/7/23)  
**Blocks:** 5 (three times)  
**Steals:** 4 at South Carolina (1/4/22)  
**Minutes Played:** 29 vs. Ole Miss (2/6/21)  
**Double-Figure Games:** 2  
**20-Point Games:** None  
**10-Rebound Games:** 1  
**Double-Doubles:** None  
**Dunks:** 73

## CAREER HONORS

- 2022-23 CSC Academic All-District Team
- 2023 NABC Honors Court
- 2021-22 SEC Community Service Team
- Two-Time SEC Academic Honor Roll (2021-22 and 2022-23)
- 2020-21 First-Year SEC Academic Honor Roll

## 2023-24 GAME-BY-GAME STATISTICS

| Opponent            | GS | Min. | FG-A | 3FG-A | FT-A  | O-D-T | PF | A | TO | BLK | STL | PTS |
|---------------------|----|------|------|-------|-------|-------|----|---|----|-----|-----|-----|
| vs. Baylor          | 14 | 2-3  | 0-0  | 1-3   | 2-2-4 | 4     | 4  | 0 | 5  | 1   | 5   |     |
| SE Louisiana        | 16 | 3-3  | 0-0  | 0-0   | 2-2-4 | 3     | 0  | 0 | 1  | 0   | 6   |     |
| vs. Notre Dame      | 15 | 1-2  | 0-0  | 0-0   | 1-0-1 | 2     | 1  | 4 | 1  | 2   | 2   |     |
| vs. St. Bonaventure | 16 | 1-2  | 0-0  | 6-6   | 2-2-4 | 3     | 2  | 0 | 0  | 0   | 8   |     |
| Alabama A&M         | *  | 17   | 3-5  | 0-0   | 0-0   | 5-4-9 | 0  | 2 | 3  | 2   | 1   | 6   |
| Virginia Tech       | 12 | 0-0  | 0-0  | 2-5   | 0-0-0 | 1     | 2  | 0 | 0  | 0   | 2   |     |
| at App State        |    |      |      |       |       |       |    |   |    |     |     |     |
| vs. Indiana         |    |      |      |       |       |       |    |   |    |     |     |     |
| vs. UNC Asheville   |    |      |      |       |       |       |    |   |    |     |     |     |
| USC                 |    |      |      |       |       |       |    |   |    |     |     |     |
| Alabama State       |    |      |      |       |       |       |    |   |    |     |     |     |
| Chattanooga         |    |      |      |       |       |       |    |   |    |     |     |     |
| Penn                |    |      |      |       |       |       |    |   |    |     |     |     |
| at Arkansas         |    |      |      |       |       |       |    |   |    |     |     |     |
| Texas A&M           |    |      |      |       |       |       |    |   |    |     |     |     |
| LSU                 |    |      |      |       |       |       |    |   |    |     |     |     |
| at Vanderbilt       |    |      |      |       |       |       |    |   |    |     |     |     |
| Ole Miss            |    |      |      |       |       |       |    |   |    |     |     |     |
| at Alabama          |    |      |      |       |       |       |    |   |    |     |     |     |
| at Mississippi St.  |    |      |      |       |       |       |    |   |    |     |     |     |
| Vanderbilt          |    |      |      |       |       |       |    |   |    |     |     |     |
| at Ole Miss         |    |      |      |       |       |       |    |   |    |     |     |     |
| Alabama             |    |      |      |       |       |       |    |   |    |     |     |     |
| at Florida          |    |      |      |       |       |       |    |   |    |     |     |     |
| South Carolina      |    |      |      |       |       |       |    |   |    |     |     |     |
| Kentucky            |    |      |      |       |       |       |    |   |    |     |     |     |
| at Georgia          |    |      |      |       |       |       |    |   |    |     |     |     |
| at Tennessee        |    |      |      |       |       |       |    |   |    |     |     |     |
| Mississippi State   |    |      |      |       |       |       |    |   |    |     |     |     |
| at Missouri         |    |      |      |       |       |       |    |   |    |     |     |     |
| Georgia             |    |      |      |       |       |       |    |   |    |     |     |     |

## CARDWELL'S CAREER STATISTICS

| SEASON       | TEAM | GP-GS       | MIN/AVG          | Field Goals    |             | 3-Point    |             | F-Throws     |             | Rebounds   |            |            |            | Scoring      |           |           |            |           |            |            |
|--------------|------|-------------|------------------|----------------|-------------|------------|-------------|--------------|-------------|------------|------------|------------|------------|--------------|-----------|-----------|------------|-----------|------------|------------|
|              |      |             |                  | FG-FGA         | FG%         | 3FG-3FGA   | 3FG%        | FT-FTA       | FT%         | OFF        | DEF        | TOT        | AVG        | PF-FO        | A         | TO        | BLK        | STL       | PTS        | AVG        |
| 2020-21      | AUB  | 27-0        | 409/15.1         | 43-61          | .705        | 1-1        | 1.000       | 16-28        | .571        | 49         | 49         | 98         | 3.6        | 57-1         | 13        | 41        | 17         | 12        | 103        | 3.8        |
| 2021-22      | AUB  | 34-0        | 394/11.6         | 49-71          | .690        | 0-1        | .000        | 4-10         | .400        | 53         | 49         | 102        | 3.0        | 60-0         | 18        | 9         | 42         | 18        | 102        | 3.0        |
| 2022-23      | AUB  | 32-1        | 428/13.4         | 56-75          | .747        | 0-1        | .000        | 7-22         | .318        | 54         | 66         | 120        | 3.8        | 64-0         | 35        | 20        | 43         | 9         | 119        | 3.7        |
| 2023-24      | AUB  | 6-1         | 91/15.1          | 10-15          | .667        | 0-0        | .000        | 9-14         | .643        | 12         | 10         | 22         | 3.7        | 13-0         | 9         | 7         | 8          | 4         | 29         | 4.8        |
| <b>TOTAL</b> |      | <b>99-2</b> | <b>1321/13.3</b> | <b>158-222</b> | <b>.712</b> | <b>1-3</b> | <b>.333</b> | <b>36-74</b> | <b>.486</b> | <b>168</b> | <b>174</b> | <b>342</b> | <b>3.5</b> | <b>194-1</b> | <b>75</b> | <b>77</b> | <b>110</b> | <b>43</b> | <b>353</b> | <b>3.6</b> |

# 2023-24 OVERALL STATISTICS

## Game Records

| Record         | Overall | Home | Away | Neutral |
|----------------|---------|------|------|---------|
| ALL GAMES      | 5-1     | 3-0  | 0-0  | 2-1     |
| CONFERENCE     | 0-0     | 0-0  | 0-0  | 0-0     |
| NON-CONFERENCE | 5-1     | 3-0  | 0-0  | 2-1     |

## Score by Periods

| Team      | 1st | 2nd | OT | TOT |
|-----------|-----|-----|----|-----|
| Auburn    | 251 | 235 | 0  | 486 |
| Opponents | 162 | 227 | 0  | 389 |

## Team Box Score

| No.              | Player             | Total    |             |      | 3-Point        |             |               | F-Throw     |                | Rebounds    |           |            |            | PF DQ A TO BLK STL PTS AVG |            |          |            |           |           |           |            |             |
|------------------|--------------------|----------|-------------|------|----------------|-------------|---------------|-------------|----------------|-------------|-----------|------------|------------|----------------------------|------------|----------|------------|-----------|-----------|-----------|------------|-------------|
|                  |                    | GP-GS    | MIN         | AVG  | FG-FGA         | FG%         | 3FG-3FGA      | 3FG%        | FT-FTA         | FT%         | OFF       | DEF        | TOT        | AVG                        | PF         | DQ       | A          | TO        | BLK       | STL       | PTS        | AVG         |
| 4                | BROOME, Johni      | 6-5      | 137:07      | 22.9 | 39-70          | .557        | 4-12          | .333        | 25-44          | .568        | 19        | 32         | 51         | 8.5                        | 20         | 1        | 11         | 12        | 7         | 3         | 107        | 17.8        |
| 1                | HOLLOWAY, Aden     | 6-4      | 138:24      | 23.1 | 20-60          | .333        | 15-37         | .405        | 11-15          | .733        | 1         | 5          | 6          | 1.0                        | 8          | 0        | 21         | 8         | 1         | 3         | 66         | 11.0        |
| 12               | JONES, Denver      | 6-5      | 126:45      | 21.1 | 14-34          | .412        | 8-19          | .421        | 15-17          | .882        | 2         | 12         | 14         | 2.3                        | 5          | 0        | 11         | 6         | 0         | 4         | 51         | 8.5         |
| 10               | BAKER-MAZARA, Chad | 6-0      | 118:00      | 19.7 | 15-31          | .484        | 3-12          | .250        | 18-21          | .857        | 7         | 14         | 21         | 3.5                        | 15         | 0        | 13         | 3         | 3         | 7         | 51         | 8.5         |
| 2                | WILLIAMS, Jaylin   | 6-6      | 123:37      | 20.6 | 17-36          | .472        | 4-13          | .308        | 10-12          | .833        | 11        | 26         | 37         | 6.2                        | 8          | 0        | 9          | 7         | 6         | 7         | 48         | 8.0         |
| 0                | JOHNSON, K.D.      | 6-0      | 100:17      | 16.7 | 15-37          | .405        | 4-18          | .222        | 10-12          | .833        | 0         | 9          | 9          | 1.5                        | 19         | 1        | 7          | 5         | 3         | 6         | 44         | 7.3         |
| 3                | DONALDSON, Tre     | 6-3      | 104:06      | 17.4 | 14-26          | .538        | 5-11          | .455        | 4-4            | 1.000       | 3         | 9          | 12         | 2.0                        | 9          | 0        | 19         | 11        | 0         | 2         | 37         | 6.2         |
| 44               | CARDWELL, Dylan    | 6-1      | 90:33       | 15.1 | 10-15          | .667        | 0-0           | .000        | 9-14           | .643        | 12        | 10         | 22         | 3.7                        | 13         | 0        | 9          | 7         | 8         | 4         | 29         | 4.8         |
| 31               | JOHNSON, Chaney    | 6-0      | 99:34       | 16.6 | 12-31          | .387        | 1-7           | .143        | 3-4            | .750        | 9         | 21         | 30         | 5.0                        | 16         | 1        | 4          | 8         | 4         | 5         | 28         | 4.7         |
| 5                | MOORE, Chris       | 6-6      | 121:59      | 20.3 | 7-16           | .438        | 1-5           | .200        | 4-7            | .571        | 7         | 10         | 17         | 2.8                        | 8          | 0        | 8          | 4         | 5         | 0         | 19         | 3.2         |
| 21               | MUSCHALEK, Blake   | 3-0      | 04:43       | 1.6  | 0-3            | .000        | 0-0           | .000        | 4-6            | .667        | 0         | 0          | 0          | 0.0                        | 0          | 0        | 0          | 0         | 0         | 0         | 4          | 1.3         |
| 23               | SCOTT, Addarin     | 3-0      | 04:37       | 1.5  | 0-0            | .000        | 0-0           | .000        | 2-2            | 1.000       | 2         | 0          | 2          | 0.7                        | 1          | 0        | 0          | 1         | 0         | 0         | 2          | 0.7         |
| 24               | BERMAN, Lior       | 5-0      | 23:51       | 4.8  | 0-1            | .000        | 0-1           | .000        | 0-2            | .000        | 1         | 4          | 5          | 1.0                        | 3          | 0        | 0          | 0         | 1         | 0         | 0          | 0.0         |
| 55               | HARPER, Jalen      | 2-0      | 02:16       | 1.1  | 0-0            | .000        | 0-0           | .000        | 0-0            | .000        | 0         | 0          | 0          | 0.0                        | 0          | 0        | 0          | 0         | 0         | 0         | 0          | 0.0         |
| 20               | SOBERA, Carter     | 3-0      | 04:11       | 1.4  | 0-0            | .000        | 0-0           | .000        | 0-0            | .000        | 0         | 1          | 1          | 0.3                        | 0          | 0        | 0          | 0         | 0         | 0         | 0          | 0.0         |
| Team             |                    |          |             |      |                |             |               |             |                |             | 5         | 9          | 14         |                            |            |          |            | 1         |           |           |            |             |
| <b>Total</b>     |                    | <b>6</b> | <b>1200</b> |      | <b>163-360</b> | <b>.453</b> | <b>45-135</b> | <b>.333</b> | <b>115-160</b> | <b>.719</b> | <b>79</b> | <b>162</b> | <b>241</b> | <b>40.2</b>                | <b>125</b> | <b>3</b> | <b>112</b> | <b>73</b> | <b>38</b> | <b>41</b> | <b>486</b> | <b>81.0</b> |
| <b>Opponents</b> |                    | <b>6</b> | <b>1200</b> |      | <b>128-351</b> | <b>.365</b> | <b>28-118</b> | <b>.237</b> | <b>105-136</b> | <b>.772</b> | <b>73</b> | <b>136</b> | <b>209</b> | <b>34.8</b>                | <b>129</b> | <b>5</b> | <b>50</b>  | <b>88</b> | <b>13</b> | <b>42</b> | <b>389</b> | <b>64.8</b> |

## Team Statistics

|                        | AUB            | OPP            |
|------------------------|----------------|----------------|
| <b>Scoring</b>         | <b>486</b>     | <b>389</b>     |
| Points per game        | 81.0           | 64.8           |
| Scoring margin         | +16.2          | -              |
| <b>Field goals-att</b> | <b>163-360</b> | <b>128-351</b> |
| Field goal pct         | .453           | .365           |
| <b>3 point fg-att</b>  | <b>45-135</b>  | <b>28-118</b>  |
| 3-point FG pct         | .333           | .237           |
| 3-pt FG made per game  | 7.5            | 4.7            |
| <b>Free throws-att</b> | <b>115-160</b> | <b>105-136</b> |
| Free throw pct         | .719           | .772           |
| F-Throws made per game | 19.2           | 17.5           |
| <b>Rebounds</b>        | <b>241</b>     | <b>209</b>     |
| Rebounds per game      | 40.2           | 34.8           |
| Rebounding margin      | +5.3           | -              |
| <b>Assists</b>         | <b>112</b>     | <b>50</b>      |
| Assists per game       | 18.7           | 8.3            |
| <b>Turnovers</b>       | <b>73</b>      | <b>88</b>      |
| Turnovers per game     | 12.2           | 14.7           |
| Turnover margin        | +2.5           | -              |
| Assist/turnover ratio  | 1.5            | 0.6            |
| <b>Steals</b>          | <b>41</b>      | <b>42</b>      |
| Steals per game        | 6.8            | 7.0            |
| <b>Blocks</b>          | <b>38</b>      | <b>13</b>      |
| Blocks per game        | 6.3            | 2.2            |
| <b>Winning streak</b>  | <b>5</b>       | <b>-</b>       |
| Home win streak        | 3              | -              |
| <b>Attendance</b>      | <b>27363</b>   | <b>0</b>       |
| Home games-Avg/Game    | 3-9121         | 0-0            |
| Neutral site-Avg/Game  | -              | 3-4467         |

## Team Results

| Date       | Opponent           |   | Score | Att. |
|------------|--------------------|---|-------|------|
| 11/07/2023 | vs Baylor          | L | 82-88 | 3028 |
| 11/10/2023 | Southeastern La.   | W | 86-71 | 9121 |
| 11/16/2023 | vs Notre Dame      | W | 83-59 | 5524 |
| 11/17/2023 | vs St. Bonaventure | W | 77-60 | 4849 |
| 11/21/2023 | Alabama A&M        | W | 84-54 | 9121 |
| 11/29/2023 | Virginia Tech      | W | 74-57 | 9121 |

# TEAM AND OPPONENT SUPERLATIVES

## AUBURN GAME HIGHS

### Auburn - Game Highs

|                              |              |                                     |
|------------------------------|--------------|-------------------------------------|
| <b>POINTS</b>                | 86           | Southeastern La. (11/10/2023)       |
|                              | 84           | Alabama A&M (11/21/2023)            |
|                              | 83           | vs Notre Dame (N) (11/16/2023)      |
|                              | 82           | vs Baylor (N) (11/07/2023)          |
|                              | 77           | vs St. Bonaventure (N) (11/17/2023) |
| <b>FIELD GOALS MADE</b>      | 31           | vs Notre Dame (N) (11/16/2023)      |
|                              | 29           | Southeastern La. (11/10/2023)       |
| <b>FIELD GOAL ATTEMPTS</b>   | 70           | Southeastern La. (11/10/2023)       |
|                              | 63           | vs Baylor (N) (11/07/2023)          |
| <b>FIELD GOAL PERCENTAGE</b> | .534 (31-58) | vs Notre Dame (N) (11/16/2023)      |
|                              | .481 (25-52) | vs St. Bonaventure (N) (11/17/2023) |
| <b>3 PT FG MADE</b>          | 11           | Southeastern La. (11/10/2023)       |
|                              | 9            | vs Notre Dame (N) (11/16/2023)      |
|                              | 9            | vs Baylor (N) (11/07/2023)          |
| <b>3 PT FG ATTEMPTS</b>      | 32           | Southeastern La. (11/10/2023)       |
|                              | 24           | Alabama A&M (11/21/2023)            |
|                              | 24           | vs St. Bonaventure (N) (11/17/2023) |
| <b>3 PT FG PERCENTAGE</b>    | .474 (9-19)  | vs Baylor (N) (11/07/2023)          |
|                              | .450 (9-20)  | vs Notre Dame (N) (11/16/2023)      |
| <b>FREE THROWS MADE</b>      | 26           | Alabama A&M (11/21/2023)            |
|                              | 24           | Virginia Tech (11/29/2023)          |
| <b>FREE THROW ATTEMPTS</b>   | 36           | Virginia Tech (11/29/2023)          |
|                              | 36           | Alabama A&M (11/21/2023)            |
| <b>FREE THROW PERCENTAGE</b> | .850 (17-20) | Southeastern La. (11/10/2023)       |
|                              | .750 (12-16) | vs Notre Dame (N) (11/16/2023)      |
| <b>REBOUNDS</b>              | 48           | Alabama A&M (11/21/2023)            |
|                              | 46           | Southeastern La. (11/10/2023)       |
| <b>ASSISTS</b>               | 22           | vs Notre Dame (N) (11/16/2023)      |
|                              | 21           | Southeastern La. (11/10/2023)       |
| <b>STEALS</b>                | 11           | Virginia Tech (11/29/2023)          |
|                              | 9            | Alabama A&M (11/21/2023)            |
| <b>BLOCKED SHOTS</b>         | 10           | vs Baylor (N) (11/07/2023)          |
|                              | 7            | Virginia Tech (11/29/2023)          |
|                              | 7            | Southeastern La. (11/10/2023)       |
| <b>TURNOVERS</b>             | 15           | vs Baylor (N) (11/07/2023)          |
|                              | 13           | Alabama A&M (11/21/2023)            |
|                              | 13           | vs St. Bonaventure (N) (11/17/2023) |
|                              | 13           | vs Notre Dame (N) (11/16/2023)      |
| <b>FOULS</b>                 | 32           | vs Baylor (N) (11/07/2023)          |
|                              | 22           | Virginia Tech (11/29/2023)          |

## OPPONENT GAME HIGHS

### Opponent - Game Highs

|                              |              |                                     |
|------------------------------|--------------|-------------------------------------|
| <b>POINTS</b>                | 88           | vs Baylor (N) (11/07/2023)          |
|                              | 71           | Southeastern La. (11/10/2023)       |
|                              | 60           | vs St. Bonaventure (N) (11/17/2023) |
|                              | 59           | vs Notre Dame (N) (11/16/2023)      |
|                              | 57           | Virginia Tech (11/29/2023)          |
| <b>FIELD GOALS MADE</b>      | 26           | vs Baylor (N) (11/07/2023)          |
|                              | 25           | Southeastern La. (11/10/2023)       |
| <b>FIELD GOAL ATTEMPTS</b>   | 63           | Southeastern La. (11/10/2023)       |
|                              | 62           | vs Notre Dame (N) (11/16/2023)      |
| <b>FIELD GOAL PERCENTAGE</b> | .433 (26-60) | vs Baylor (N) (11/07/2023)          |
|                              | .397 (25-63) | Southeastern La. (11/10/2023)       |
|                              | .397 (23-58) | vs St. Bonaventure (N) (11/17/2023) |
| <b>3 PT FG MADE</b>          | 9            | vs Baylor (N) (11/07/2023)          |
|                              | 6            | Virginia Tech (11/29/2023)          |
| <b>3 PT FG ATTEMPTS</b>      | 26           | vs Notre Dame (N) (11/16/2023)      |
|                              | 24           | vs St. Bonaventure (N) (11/17/2023) |
| <b>3 PT FG PERCENTAGE</b>    | .474 (9-19)  | vs Baylor (N) (11/07/2023)          |
|                              | .357 (5-14)  | Southeastern La. (11/10/2023)       |
| <b>FREE THROWS MADE</b>      | 27           | vs Baylor (N) (11/07/2023)          |
|                              | 23           | Virginia Tech (11/29/2023)          |
| <b>FREE THROW ATTEMPTS</b>   | 34           | vs Baylor (N) (11/07/2023)          |
|                              | 31           | Virginia Tech (11/29/2023)          |
| <b>FREE THROW PERCENTAGE</b> | .846 (11-13) | vs St. Bonaventure (N) (11/17/2023) |
|                              | .794 (27-34) | vs Baylor (N) (11/07/2023)          |
| <b>REBOUNDS</b>              | 44           | Virginia Tech (11/29/2023)          |
|                              | 38           | vs Baylor (N) (11/07/2023)          |
| <b>ASSISTS</b>               | 12           | vs St. Bonaventure (N) (11/17/2023) |
|                              | 10           | vs Baylor (N) (11/07/2023)          |
| <b>STEALS</b>                | 10           | vs Baylor (N) (11/07/2023)          |
|                              | 9            | vs Notre Dame (N) (11/16/2023)      |
| <b>BLOCKED SHOTS</b>         | 4            | vs Baylor (N) (11/07/2023)          |
|                              | 3            | Alabama A&M (11/21/2023)            |
| <b>TURNOVERS</b>             | 21           | Virginia Tech (11/29/2023)          |
|                              | 16           | vs St. Bonaventure (N) (11/17/2023) |
| <b>FOULS</b>                 | 26           | Alabama A&M (11/21/2023)            |
|                              | 25           | Virginia Tech (11/29/2023)          |

## AUBURN GAME LOWS

### Auburn - Game Lows

|                              |              |                                     |
|------------------------------|--------------|-------------------------------------|
| <b>POINTS</b>                | 74           | Virginia Tech (11/29/2023)          |
|                              | 77           | vs St. Bonaventure (N) (11/17/2023) |
|                              | 82           | vs Baylor (N) (11/07/2023)          |
|                              | 83           | vs Notre Dame (N) (11/16/2023)      |
|                              | 84           | Alabama A&M (11/21/2023)            |
| <b>FIELD GOALS MADE</b>      | 24           | Virginia Tech (11/29/2023)          |
|                              | 25           | vs St. Bonaventure (N) (11/17/2023) |
| <b>FIELD GOAL ATTEMPTS</b>   | 52           | vs St. Bonaventure (N) (11/17/2023) |
|                              | 55           | Alabama A&M (11/21/2023)            |
| <b>FIELD GOAL PERCENTAGE</b> | .387 (24-62) | Virginia Tech (11/29/2023)          |
|                              | .414 (29-70) | Southeastern La. (11/10/2023)       |
| <b>3 PT FG MADE</b>          | 2            | Virginia Tech (11/29/2023)          |
|                              | 6            | Alabama A&M (11/21/2023)            |
| <b>3 PT FG ATTEMPTS</b>      | 16           | Virginia Tech (11/29/2023)          |
|                              | 19           | vs Baylor (N) (11/07/2023)          |
| <b>3 PT FG PERCENTAGE</b>    | .125 (2-16)  | Virginia Tech (11/29/2023)          |
|                              | .250 (6-24)  | Alabama A&M (11/21/2023)            |
| <b>FREE THROWS MADE</b>      | 12           | vs Notre Dame (N) (11/16/2023)      |
|                              | 17           | Southeastern La. (11/10/2023)       |
|                              | 17           | vs Baylor (N) (11/07/2023)          |
| <b>FREE THROW ATTEMPTS</b>   | 16           | vs Notre Dame (N) (11/16/2023)      |
|                              | 20           | Southeastern La. (11/10/2023)       |
| <b>FREE THROW PERCENTAGE</b> | .667 (24-36) | Virginia Tech (11/29/2023)          |
|                              | .680 (17-25) | vs Baylor (N) (11/07/2023)          |
| <b>REBOUNDS</b>              | 34           | vs St. Bonaventure (N) (11/17/2023) |
|                              | 35           | vs Notre Dame (N) (11/16/2023)      |
| <b>ASSISTS</b>               | 12           | Virginia Tech (11/29/2023)          |
|                              | 18           | vs Baylor (N) (11/07/2023)          |
| <b>STEALS</b>                | 4            | vs St. Bonaventure (N) (11/17/2023) |
|                              | 5            | vs Baylor (N) (11/07/2023)          |
| <b>BLOCKED SHOTS</b>         | 3            | vs St. Bonaventure (N) (11/17/2023) |
|                              | 5            | vs Notre Dame (N) (11/16/2023)      |
| <b>TURNOVERS</b>             | 8            | Virginia Tech (11/29/2023)          |
|                              | 11           | Southeastern La. (11/10/2023)       |
| <b>FOULS</b>                 | 17           | Alabama A&M (11/21/2023)            |
|                              | 17           | vs St. Bonaventure (N) (11/17/2023) |

## OPPONENT GAME LOWS

### Opponent - Game Lows

|                              |              |                                     |
|------------------------------|--------------|-------------------------------------|
| <b>POINTS</b>                | 54           | Alabama A&M (11/21/2023)            |
|                              | 57           | Virginia Tech (11/29/2023)          |
|                              | 59           | vs Notre Dame (N) (11/16/2023)      |
|                              | 60           | vs St. Bonaventure (N) (11/17/2023) |
|                              | 71           | Southeastern La. (11/10/2023)       |
| <b>FIELD GOALS MADE</b>      | 14           | Virginia Tech (11/29/2023)          |
|                              | 19           | Alabama A&M (11/21/2023)            |
| <b>FIELD GOAL ATTEMPTS</b>   | 51           | Virginia Tech (11/29/2023)          |
|                              | 57           | Alabama A&M (11/21/2023)            |
| <b>FIELD GOAL PERCENTAGE</b> | .275 (14-51) | Virginia Tech (11/29/2023)          |
|                              | .333 (19-57) | Alabama A&M (11/21/2023)            |
| <b>3 PT FG MADE</b>          | 2            | vs Notre Dame (N) (11/16/2023)      |
|                              | 3            | Alabama A&M (11/21/2023)            |
|                              | 3            | vs St. Bonaventure (N) (11/17/2023) |
| <b>3 PT FG ATTEMPTS</b>      | 14           | Southeastern La. (11/10/2023)       |
|                              | 15           | Alabama A&M (11/21/2023)            |
| <b>3 PT FG PERCENTAGE</b>    | .077 (2-26)  | vs Notre Dame (N) (11/16/2023)      |
|                              | .125 (3-24)  | vs St. Bonaventure (N) (11/17/2023) |
| <b>FREE THROWS MADE</b>      | 11           | vs St. Bonaventure (N) (11/17/2023) |
|                              | 13           | Alabama A&M (11/21/2023)            |
| <b>FREE THROW ATTEMPTS</b>   | 13           | vs St. Bonaventure (N) (11/17/2023) |
|                              | 17           | Alabama A&M (11/21/2023)            |
| <b>FREE THROW PERCENTAGE</b> | .727 (16-22) | Southeastern La. (11/10/2023)       |
|                              | .742 (23-31) | Virginia Tech (11/29/2023)          |
| <b>REBOUNDS</b>              | 27           | Alabama A&M (11/21/2023)            |
|                              | 32           | vs St. Bonaventure (N) (11/17/2023) |
| <b>ASSISTS</b>               | 6            | Alabama A&M (11/21/2023)            |
|                              | 6            | Southeastern La. (11/10/2023)       |
| <b>STEALS</b>                | 5            | Virginia Tech (11/29/2023)          |
|                              | 5            | vs St. Bonaventure (N) (11/17/2023) |
|                              | 5            | vs Notre Dame (N) (11/16/2023)      |
| <b>BLOCKED SHOTS</b>         | 1            | vs St. Bonaventure (N) (11/17/2023) |
|                              | 1            | Southeastern La. (11/10/2023)       |
| <b>TURNOVERS</b>             | 9            | Southeastern La. (11/10/2023)       |
|                              | 13           | vs Notre Dame (N) (11/16/2023)      |
| <b>FOULS</b>                 | 16           | vs Notre Dame (N) (11/16/2023)      |
|                              | 20           | vs St. Bonaventure (N) (11/17/2023) |
|                              | 20           | Southeastern La. (11/10/2023)       |

# TEAM AND INDIVIDUAL SUPERLATIVES

## AUBURN INDIVIDUAL HIGHS

### Auburn - Individual Game Highs

|   |             |   |
|---|-------------|---|
| <b>POINTS</b>                             | 30          | Johni Broome vs Virginia Tech (11/29/2023)          |
|   | 19          | Aden Holloway vs Baylor (N) (11/07/2023)            |
|   | 18          | Johni Broome vs St. Bonaventure (N) (11/17/2023)    |
|   | 18          | Johni Broome vs Southeastern La. (11/10/2023)       |
|   | 16          | Johni Broome vs Baylor (N) (11/07/2023)             |
| <b>FIELD GOALS MADE</b>                   | 11          | Johni Broome vs Virginia Tech (11/29/2023)          |
|   | 7           | Johni Broome vs St. Bonaventure (N) (11/17/2023)    |
|   | 7           | Johni Broome vs Notre Dame (N) (11/16/2023)         |
|   | 7           | Johni Broome vs Southeastern La. (11/10/2023)       |
| <b>FIELD GOAL ATTEMPTS</b>                | 19          | Johni Broome vs Virginia Tech (11/29/2023)          |
|   | 15          | Aden Holloway vs Baylor (N) (11/07/2023)            |
| <b>FIELD GOAL PERCENTAGE (min 5 made)</b> | .750 (6-8)  | Chaney Johnson vs Alabama A&M (11/21/2023)          |
|   | .636 (7-11) | Johni Broome vs St. Bonaventure (N) (11/17/2023)    |
|   | .636 (7-11) | Johni Broome vs Notre Dame (N) (11/16/2023)         |
| <b>3 PT FG MADE</b>                       | 4           | Aden Holloway vs Notre Dame (N) (11/16/2023)        |
|   | 4           | Aden Holloway vs Baylor (N) (11/07/2023)            |
| <b>3 PT FG ATTEMPTS</b>                   | 8           | Aden Holloway vs Southeastern La. (11/10/2023)      |
|   | 8           | Aden Holloway vs Baylor (N) (11/07/2023)            |
| <b>3 PT FG PERCENTAGE (min 2 made)</b>    | 1.000 (3-3) | Denver Jones vs St. Bonaventure (N) (11/17/2023)    |
|   | .800 (4-5)  | Aden Holloway vs Notre Dame (N) (11/16/2023)        |
| <b>FREE THROWS MADE</b>                   | 8           | Johni Broome vs Virginia Tech (11/29/2023)          |
|   | 6           | Denver Jones vs Virginia Tech (11/29/2023)          |
|   | 6           | Dylan Cardwell vs St. Bonaventure (N) (11/17/2023)  |
|   | 6           | K.D. Johnson vs Notre Dame (N) (11/16/2023)         |
|   | 6           | Johni Broome vs Baylor (N) (11/07/2023)             |
| <b>FREE THROW ATTEMPTS</b>                | 13          | Johni Broome vs Virginia Tech (11/29/2023)          |
|   | 11          | Johni Broome vs St. Bonaventure (N) (11/17/2023)    |
| <b>FREE THROW PERCENTAGE (min 3 made)</b> | 1.000 (6-6) | Denver Jones vs Virginia Tech (11/29/2023)          |
|   | 1.000 (6-6) | Dylan Cardwell vs St. Bonaventure (N) (11/17/2023)  |
|   | 1.000 (5-5) | Chad Baker-Mazara vs Virginia Tech (11/29/2023)     |
|   | 1.000 (3-3) | Jaylin Williams vs St. Bonaventure (N) (11/17/2023) |
|   | 1.000 (3-3) | K.D. Johnson vs Southeastern La. (11/10/2023)       |
|   | 1.000 (3-3) | Johni Broome vs Southeastern La. (11/10/2023)       |
|   | 1.000 (3-3) | Chad Baker-Mazara vs Baylor (N) (11/07/2023)        |
| <b>REBOUNDS</b>                           | 13          | Johni Broome vs Virginia Tech (11/29/2023)          |
|   | 11          | Chaney Johnson vs Southeastern La. (11/10/2023)     |
|   | 11          | Johni Broome vs Southeastern La. (11/10/2023)       |
|   | 11          | Johni Broome vs Baylor (N) (11/07/2023)             |
| <b>ASSISTS</b>                            | 6           | Chad Baker-Mazara vs Alabama A&M (11/21/2023)       |
|   | 6           | Aden Holloway vs Baylor (N) (11/07/2023)            |
| <b>STEALS</b>                             | 3           | Aden Holloway vs Virginia Tech (11/29/2023)         |
|   | 3           | Jaylin Williams vs Alabama A&M (11/21/2023)         |
| <b>BLOCKED SHOTS</b>                      | 5           | Dylan Cardwell vs Baylor (N) (11/07/2023)           |
|   | 3           | Johni Broome vs Virginia Tech (11/29/2023)          |
| <b>TURNOVERS</b>                          | 4           | Dylan Cardwell vs Notre Dame (N) (11/16/2023)       |
|   | 4           | Tre Donaldson vs Baylor (N) (11/07/2023)            |
| <b>FOULS</b>                              | 6           | K.D. Johnson vs Virginia Tech (11/29/2023)          |
|   | 6           | Johni Broome vs Baylor (N) (11/07/2023)             |

## OPPONENT INDIVIDUAL HIGHS

### Opponent - Individual Game Highs

|   |               |  |
|---|---------------|--|
| <b>POINTS</b>                             | 28            | Ja'Kobe Walter vs Baylor (N) (11/07/2023)            |
|   | 24            | Roger McFarlane vs Southeastern La. (11/10/2023)     |
|   | 18            | J.R. Konieczny vs Notre Dame (N) (11/16/2023)        |
|   | 16            | Hunter Cattoor vs Virginia Tech (11/29/2023)         |
|   | 16            | Roscoe Eastmond vs Southeastern La. (11/10/2023)     |
|   | 15            | Rayl Dennis vs Baylor (N) (11/07/2023)               |
|   | 15            | Ja'Kobe Walter vs Baylor (N) (11/07/2023)            |
| <b>FIELD GOALS MADE</b>                   | 9             | Roger McFarlane vs Southeastern La. (11/10/2023)     |
|   | 7             | Chad Venning vs St. Bonaventure (N) (11/17/2023)     |
|   | 7             | J.R. Konieczny vs Notre Dame (N) (11/16/2023)        |
|   | 7             | Ja'Kobe Walter vs Baylor (N) (11/07/2023)            |
| <b>FIELD GOAL ATTEMPTS</b>                | 23            | Roger McFarlane vs Southeastern La. (11/10/2023)     |
|   | 20            | Markus Burton vs Notre Dame (N) (11/16/2023)         |
| <b>FIELD GOAL PERCENTAGE (min 5 made)</b> | .875 (7-8)    | Chad Venning vs St. Bonaventure (N) (11/17/2023)     |
|   | .636 (7-11)   | J.R. Konieczny vs Notre Dame (N) (11/16/2023)        |
| <b>3 PT FG MADE</b>                       | 4             | Roger McFarlane vs Southeastern La. (11/10/2023)     |
|   | 4             | Ja'Kobe Walter vs Baylor (N) (11/07/2023)            |
| <b>3 PT FG ATTEMPTS</b>                   | 7             | Braeden Shrewsbury vs Notre Dame (N) (11/16/2023)    |
|   | 7             | Roger McFarlane vs Southeastern La. (11/10/2023)     |
|   | 7             | Ja'Kobe Walter vs Baylor (N) (11/07/2023)            |
| <b>3 PT FG PERCENTAGE (min 2 made)</b>    | .750 (3-4)    | Jaydon Young vs Virginia Tech (11/29/2023)           |
|   | .667 (2-3)    | John Camden vs Virginia Tech (11/29/2023)            |
| <b>FREE THROWS MADE</b>                   | 10            | Ja'Kobe Walter vs Baylor (N) (11/07/2023)            |
|   | 7             | Hunter Cattoor vs Virginia Tech (11/29/2023)         |
| <b>FREE THROW ATTEMPTS</b>                | 10            | Ja'Kobe Walter vs Baylor (N) (11/07/2023)            |
|   | 9             | Hunter Cattoor vs Virginia Tech (11/29/2023)         |
| <b>FREE THROW PERCENTAGE (min 3 made)</b> | 1.000 (10-10) | Ja'Kobe Walter vs Baylor (N) (11/07/2023)            |
|   | 1.000 (4-4)   | Nick Caldwell vs Southeastern La. (11/10/2023)       |
|   | 1.000 (3-3)   | Tae Davis vs Notre Dame (N) (11/16/2023)             |
| <b>REBOUNDS</b>                           | 11            | J.R. Konieczny vs Notre Dame (N) (11/16/2023)        |
|   | 11            | Roger McFarlane vs Southeastern La. (11/10/2023)     |
| <b>ASSISTS</b>                            | 3             | Mika Adams-Woods vs St. Bonaventure (N) (11/17/2023) |
|   | 3             | Daryl Banks III vs St. Bonaventure (N) (11/17/2023)  |
|   | 3             | Jayden Nunn vs Baylor (N) (11/07/2023)               |
| <b>STEALS</b>                             | 3             | Braeden Shrewsbury vs Notre Dame (N) (11/16/2023)    |
|   | 3             | Jayden Nunn vs Baylor (N) (11/07/2023)               |
| <b>BLOCKED SHOTS</b>                      | 2             | Chad Moodie vs Alabama A&M (11/21/2023)              |
|   | 2             | Yves Missi vs Baylor (N) (11/07/2023)                |
| <b>TURNOVERS</b>                          | 7             | Sean Pedulla vs Virginia Tech (11/29/2023)           |
|   | 7             | Rayl Dennis vs Baylor (N) (11/07/2023)               |
| <b>FOULS</b>                              | 5             | Robbie Beran vs Virginia Tech (11/29/2023)           |
|   | 5             | Mekhi Long vs Virginia Tech (11/29/2023)             |
|   | 5             | Noel Brown vs St. Bonaventure (N) (11/17/2023)       |
|   | 5             | Chad Venning vs St. Bonaventure (N) (11/17/2023)     |
|   | 5             | Alec Woodard vs Southeastern La. (11/10/2023)        |



# MISCELLANEOUS STATISTICS

## AUBURN'S RECORD IN BRUCE PEARL ERA

|   |     |         |
|---|-----|---------|
| Overall (On-Court)                          | 5-1 | 192-112 |
| Home  | 3-0 | 115-31  |
| Away  | 0-0 | 42-61   |
| Neutral                                     | 2-1 | 36-20   |
| Conference (On-Court)                       | 0-0 | 84-78   |
| Home  | 0-0 | 53-28   |
| Away  | 0-0 | 31-50   |
| Non-Conference (On-Court)                   | 5-1 | 103-34  |
| Home  | 3-0 | 58-3    |
| Away  | 0-0 | 9-11    |
| Neutral                                     | 2-1 | 35-20   |
| Overtime                                    | 0-0 | 12-6    |
| Ranked opponents                            | 0-1 | 18-27   |
| Unranked opponents                          | 5-0 | 162-85  |
| Wearing white uniforms                      | 2-0 | 111-41  |
| Wearing navy uniforms                       | 1-1 | 40-50   |
| Wearing orange uniforms                     | 2-0 | 29-21   |
| Leading at half                             | 5-1 | 137-25  |
| Trailing at half                            | 0-0 | 38-83   |
| Tied at half                                | 0-0 | 5-4     |
| Leading with 5:00 remaining in second half  | 5-1 | 158-7   |
| Trailing with 5:00 remaining in second half | 0-0 | 20-101  |
| Tied with 5:00 remaining in second half     | 0-0 | 4-4     |
| Has more rebounds than opponent             | 3-0 | 113-27  |
| Has fewer rebounds than opponent            | 1-0 | 64-46   |
| Same rebounds as opponent                   | 1-1 | 3-9     |
| Commits more turnovers than opponent        | 0-0 | 43-68   |
| Causes more turnovers than opponent         | 4-1 | 121-46  |
| Same turnovers as opponent                  | 1-0 | 16-8    |
| Has more FT attempts than opponent          | 4-0 | 125-42  |
| Has fewer FT attempts than opponent         | 1-1 | 53-67   |
| Same FT attempts as opponent                | 0-0 | 3-3     |
| Shoots 40% or better from field             | 4-1 | 151-50  |
| Shoots less than 40% from field             | 1-0 | 29-62   |
| Opponent shoots 40% or better from field    | 0-1 | 105-97  |
| Opponent shoots less than 40% from field    | 5-0 | 75-15   |
| Shoots better than opponent                 | 5-1 | 131-20  |
| Opponent shoots better                      | 0-0 | 47-91   |
| Same FG percentage                          | 0-0 | 2-1     |
| Auburn bench outscores opponent's bench     | 5-1 | 114-38  |
| Opponent's bench outscores Auburn bench     | 0-0 | 63-69   |
| Same points off the bench                   | 0-0 | 2-6     |
| Auburn scores 100 or more                   | 0-0 | 9-1     |
| Auburn scores between 90-99                 | 0-0 | 26-2    |
| Auburn scores between 80-89                 | 3-1 | 68-18   |
| Auburn scores between 70-79                 | 2-0 | 54-25   |
| Auburn scores between 60-69                 | 0-0 | 19-39   |
| Auburn scores less than 60                  | 0-0 | 3-27    |
| Opponent scores 100 or more                 | 0-0 | 0-5     |
| Opponent scores between 90-99               | 0-0 | 3-17    |
| Opponent scores between 80-89               | 0-1 | 20-37   |
| Opponent scores between 70-79               | 1-0 | 59-31   |
| Opponent scores between 60-69               | 1-0 | 61-17   |
| Opponent scores less than 60                | 3-0 | 36-5    |
| On Sunday                                   | 0-0 | 6-3     |
| On Monday                                   | 0-0 | 6-5     |
| On Tuesday                                  | 1-1 | 35-24   |
| On Wednesday                                | 1-0 | 37-24   |
| On Thursday                                 | 1-0 | 12-3    |
| On Friday                                   | 2-0 | 25-6    |
| On Saturday                                 | 0-0 | 59-47   |
| In November                                 | 5-1 | 46-10   |
| In December                                 | 0-0 | 42-13   |
| In January                                  | 0-0 | 41-31   |
| In February                                 | 0-0 | 28-40   |
| In March                                    | 0-0 | 23-17   |
| In April                                    | 0-0 | 0-1     |
| Five-plus players score in double-figures   | 1-0 | 42-9    |
| Four players score in double figures        | 2-0 | 65-21   |
| Three players score in double figures       | 1-1 | 50-45   |

## MISCELLANEOUS

|  |  |
|--|--|
| Largest margin of victory                | 30 vs. Alabama A&M (11/21/23)            |
| Smallest margin of victory               | 15 vs. Southeastern Louisiana (11/10/23) |
| Largest margin of defeat                 | 6 vs. Baylor (11/7/23)                   |
| Smallest margin of defeat                | 6 vs. Baylor (11/7/23)                   |
| Biggest rebound margin                   | +21 vs. Alabama A&M (11/21/23)           |
| Biggest rebound deficit                  | -4 vs. Virginia Tech (11/29/23)          |
| Average margin of victory/defeat         | +20.0/-6.0                               |
| Largest halftime lead                    | +34 (49-15) vs. Alabama A&M (11/21/23)   |
| Largest halftime lead blown              | +9 (43-34) vs. Baylor (11/7/23)          |
| Largest halftime deficit                 |  |
| Largest halftime deficit overcome to win |  |
| Largest overall lead                     | 43 vs. Alabama A&M, 2nd Half (11/21/23)  |
| Largest overall lead blown               | 9 vs. Baylor, 1st Half (11/7/23)         |
| Largest overall deficit                  | -6 vs. Baylor, 1st Half (11/7/23)        |
| Largest deficit overcome to win          |  |

## TEAM EXTREMES

|                           |  |
|---------------------------|--|
| Most points scored        | 86 vs. Southeastern Louisiana (11/10/23)           |
| Fewest points scored      | 74 vs. Virginia Tech (11/29/23)                    |
| Most rebounds             | 48 vs. Alabama A&M (11/21/23)                      |
| Fewest rebounds           | 34 vs. St. Bonaventure (11/17/23)                  |
| Most assists              | 22 vs. Notre Dame (11/16/23)                       |
| Fewest assists            | 12 vs. Virginia Tech (11/29/23)                    |
| Most turnovers            | 16 vs. Baylor (11/7/23)                            |
| Fewest turnovers          | 8 vs. Virginia Tech (11/29/23)                     |
| Most steals               | 11 vs. Virginia Tech (11/29/23)                    |
| Fewest steals             | 4 vs. St. Bonaventure (11/17/23)                   |
| Most blocks               | 10 vs. Baylor (11/7/23)                            |
| Fewest blocks             | 3 vs. St. Bonaventure (11/17/23)                   |
| Best shooting percentage  | .534 (31-58) vs. Notre Dame (11/16/23)             |
| Worst shooting percentage | .387 (24-62) vs. Virginia Tech (11/29/23)          |
| Best 3-pt. percentage     | .474 (9-19) vs. Baylor (11/7/23)                   |
| Worst 3-pt. percentage    | .125 (2-16) vs. Virginia Tech (11/29/23)           |
| Best FT percentage        | .850 (17-20) vs. Southeastern Louisiana (11/10/23) |
| Worst FT percentage       | .667 (24-36) vs. Virginia Tech (11/29/23)          |
| Most points (1st half)    | 49 vs. Alabama A&M (11/21/23)                      |
| Fewest points (1st half)  | 33 vs. Virginia Tech (11/29/23)                    |
| Most points (2nd half)    | 47 vs. Southeastern Louisiana (11/10/23)           |
| Fewest points (2nd half)  | 29 vs. St. Bonaventure (11/17/23)                  |
| Most points (OT)          |  |
| Fewest points (OT)        |  |

## STARTING LINEUPS

### Record when starting lineup is:

|   |     |
|---|-----|
| Donaldson, Jones, Moore, J. Williams, Broome      | 1-1 |
| Holloway, Jones, Moore, J. Williams, Broome       | 3-0 |
| Holloway, Donaldson, Moore, J. Williams, Cardwell | 1-0 |

### Record when starts (Career):

|                   |             |
|-------------------|-------------|
| Johni Broome      | 4-1 (66-32) |
| Chaney Johnson    | (49-17)     |
| Jaylin Williams   | 5-1 (37-28) |
| K.D. Johnson      | (25-6)      |
| Denver Jones      | 4-1 (21-18) |
| Chris Moore       | 5-1 (17-4)  |
| Chad Baker-Mazara | (7-6)       |
| Tre Donaldson     | 2-1 (2-1)   |
| Aden Holloway     | 4-0 (4-0)   |
| Dylan Cardwell    | 1-0 (2-0)   |

# 2023-24 BOX SCORES

## GAME 1 | #20/17 BAYLOR 88, AUBURN 82

**NCAA** Official Basketball Box Score - Final  
**Auburn at Baylor**  
 11/07/23 Searcy Pavilion, Sioux Falls  
 2023-24 Men's Basketball  
 Game Time: 6:00 PM  
 Game Duration: 2:25  
 Attendance: 3,028  
 Officials: Doug Simons, Pat Adams, Terry Oglesby

| NO. Name             | Min     | FG    |      |       | Rebounds |    |     | Fouls |    |    | TP | AS | TO | ST | Blocks |     | +/- |
|----------------------|---------|-------|------|-------|----------|----|-----|-------|----|----|----|----|----|----|--------|-----|-----|
|                      |         | M-A   | M-A  | M-A   | OR       | DR | TOT | PF    | FD | FF |    |    |    |    | BS     | BA  |     |
| 2 Jaylin Williams    | 26:31   | 2-6   | 0-1  | 0-0   | 2        | 4  | 6   | 1     | 1  | 4  | 1  | 2  | 0  | 1  | 0      | 0   | -9  |
| 4 Johni Broome       | F 25:25 | 4-10  | 2-3  | 6-10  | 5        | 6  | 11  | 6     | 16 | 2  | 1  | 0  | 1  | 1  | 1      | -9  |     |
| 5 Chris Moore        | F 23:04 | 2-4   | 0-0  | 0-0   | 2        | 2  | 4   | 2     | 4  | 1  | 0  | 0  | 2  | 1  | -11    |     |     |
| 3 Tre Donaldson      | G 13:56 | 2-3   | 0-1  | 2-2   | 0        | 3  | 3   | 4     | 1  | 6  | 1  | 4  | 0  | 0  | 0      | 3   |     |
| 12 Denver Jones      | G 23:50 | 4-10  | 3-5  | 2-2   | 0        | 1  | 1   | 2     | 2  | 13 | 2  | 2  | 1  | 0  | 1      | 4   |     |
| 0 K.D. Johnson       | 16:10   | 3-5   | 0-1  | 0-0   | 0        | 0  | 0   | 4     | 0  | 6  | 0  | 1  | 1  | 0  | 0      | -10 |     |
| 1 Aden Holloway      | 26:04   | 6-15  | 4-8  | 3-5   | 0        | 3  | 3   | 0     | 3  | 19 | 6  | 3  | 0  | 1  | 1      | -9  |     |
| 10 Chad Baker-Mazara | 12:17   | 2-4   | 0-0  | 3-3   | 2        | 2  | 4   | 3     | 7  | 0  | 1  | 2  | 0  | 0  | 3      |     |     |
| 31 Chaney Johnson    | 13:45   | 1-3   | 0-0  | 0-0   | 1        | 2  | 3   | 2     | 2  | 2  | 1  | 0  | 0  | 0  | 1      |     |     |
| 44 Dylan Cardwell    | 14:19   | 2-3   | 0-0  | 1-3   | 2        | 2  | 4   | 4     | 2  | 5  | 4  | 0  | 1  | 5  | 0      |     |     |
| 24 Lior Berman       | 04:39   | 0-0   | 0-0  | 0-0   | 0        | 0  | 0   | 1     | 0  | 0  | 0  | 0  | 0  | 0  | 0      |     |     |
| <b>Team</b>          |         |       |      |       | 2        | 1  | 3   |       |    | 0  |    | 1  |    |    |        |     |     |
| <b>Totals</b>        |         | 28-63 | 9-19 | 17-25 | 14       | 24 | 38  | 32    | 21 | 82 | 18 | 15 | 5  | 10 | 4      | -2  |     |

Shooting By Period  
 1st FG% 15-30 50.0%  
 3PT% 3-6 50.0%  
 FT% 10-13 76.9%  
 2nd FG% 13-33 39.4%  
 3PT% 6-13 46.2%  
 FT% 7-12 58.3%  
 GM FG% 28-63 44.4%  
 3PT% 9-19 47.4%  
 FT% 17-25 68.0%  
 Dead Ball Rebounds: 3, 1

**Record: 0-1**

**Technical Fouls:** Broome 2; ND 0:27

**Shooting By Period**  
 1st FG% 12-32 37.5%  
 3PT% 4-11 36.4%  
 FT% 6-8 75%  
 2nd FG% 14-28 50.0%  
 3PT% 5-8 62.5%  
 FT% 21-26 80.8%  
 GM FG% 26-60 43.3%  
 3PT% 9-19 47.4%  
 FT% 27-34 79.4%  
 Dead Ball Rebounds: 2, 2

**Record: 1-0**

**Technical Fouls:** Walter 2; ND 0:27

| Biggest lead     | AUBURN       |               | BAYLOR |    | Points from Turnovers | Paint | Second Chance | Fast Breaks | Bench | Period by Period Scoring |     |     |
|------------------|--------------|---------------|--------|----|-----------------------|-------|---------------|-------------|-------|--------------------------|-----|-----|
|                  | 9 (1st 0:22) | 6 (1st 12:21) | 16     | 18 |                       |       |               |             |       | 1st                      | 2nd | TOT |
| Best Scoring Run | 7 (1st 6:16) | 11 (2nd 1:25) | 34     | 32 | AUBURN                | 43    | 39            | 82          |       |                          |     |     |
| Lead Changes     | 6            |               | 12     | 17 | BAYLOR                | 34    | 54            | 88          |       |                          |     |     |
| Times Tied       | 5            |               | 14     | 9  |                       |       |               |             |       |                          |     |     |
| Time with Lead   | 25:20        | 11:08         | 39     | 25 |                       |       |               |             |       |                          |     |     |

## GAME 2 | AUBURN 86, SOUTHEASTERN LOUISIANA 71

**NCAA** Official Basketball Box Score - Final  
**Southeastern La. at Auburn**  
 11/02/23 Neville Arena, Auburn  
 2023-24 Men's Basketball  
 Game Time: 7:00 PM  
 Game Duration: 2:04  
 Attendance: 9,121  
 Officials: Mike Nance, Garrick Shannon, Hunter Allen

| NO. Name           | Min     | FG    |      |       | Rebounds |    |     | Fouls |    |    | TP | AS | TO | ST | Blocks |     | +/- |
|--------------------|---------|-------|------|-------|----------|----|-----|-------|----|----|----|----|----|----|--------|-----|-----|
|                    |         | M-A   | M-A  | M-A   | OR       | DR | TOT | PF    | FD | FF |    |    |    |    | BS     | BA  |     |
| 15 Brody Rowbury   | F 35:17 | 2-5   | 0-0  | 5-8   | 1        | 4  | 5   | 1     | 7  | 9  | 1  | 0  | 2  | 0  | 1      | -6  |     |
| 22 Nick Caldwell   | F 18:57 | 3-6   | 0-1  | 4-4   | 3        | 3  | 6   | 4     | 2  | 10 | 0  | 0  | 0  | 0  | 0      | -6  |     |
| 1 Avery Wilson     | G 23:44 | 2-4   | 0-0  | 0-0   | 1        | 1  | 2   | 4     | 1  | 4  | 1  | 0  | 1  | 0  | 0      | -6  |     |
| 2 Roscoe Eastmond  | G 35:05 | 5-15  | 1-2  | 4-6   | 2        | 2  | 4   | 2     | 3  | 15 | 2  | 3  | 1  | 0  | 2      | -15 |     |
| 3 Roger McFarlane  | G 35:20 | 9-23  | 4-7  | 2-2   | 2        | 9  | 11  | 1     | 1  | 24 | 0  | 1  | 0  | 0  | 3      | -17 |     |
| 8 Carlos Paez      | 14:34   | 1-3   | 0-1  | 0-0   | 0        | 1  | 1   | 3     | 1  | 2  | 0  | 1  | 0  | 1  | 0      | -6  |     |
| 20 Alec Woodard    | 22:01   | 3-5   | 0-1  | 0-0   | 2        | 1  | 3   | 5     | 2  | 6  | 0  | 1  | 1  | 0  | 0      | -7  |     |
| 14 Dylan Canoville | 03:35   | 0-0   | 0-0  | 0-0   | 0        | 0  | 0   | 0     | 0  | 0  | 0  | 0  | 0  | 0  | 0      | -7  |     |
| 11 Anthony Bitar   | 04:48   | 0-0   | 0-0  | 1-2   | 0        | 0  | 0   | 1     | 1  | 1  | 0  | 1  | 0  | 0  | 0      | -4  |     |
| 0 Kam Burton       | 06:39   | 0-2   | 0-2  | 0-0   | 0        | 0  | 0   | 0     | 1  | 0  | 0  | 1  | 0  | 0  | 0      | -1  |     |
| <b>Team</b>        |         |       |      |       | 0        | 2  | 2   |       |    | 0  |    | 0  |    |    |        |     |     |
| <b>Totals</b>      |         | 25-63 | 5-14 | 16-22 | 10       | 23 | 33  | 20    | 19 | 71 | 6  | 9  | 5  | 1  | 7      | -15 |     |

**Record: 1-1**

**Technical Fouls:** NONE

**Shooting By Period**  
 1st FG% 12-34 35.3%  
 3PT% 4-14 28.6%  
 FT% 11-12 91.7%  
 2nd FG% 17-36 47.2%  
 3PT% 7-18 38.9%  
 FT% 6-8 75%  
 GM FG% 29-70 41.4%  
 3PT% 11-32 34.4%  
 FT% 17-20 85.0%  
 Dead Ball Rebounds: 2, 0

**Record: 1-1**

**Technical Fouls:** NONE

| Biggest lead     | SLU           |                | AUB |   | Points from Turnovers | Paint | Second Chance | Fast Breaks | Bench | Period by Period Scoring |     |     |
|------------------|---------------|----------------|-----|---|-----------------------|-------|---------------|-------------|-------|--------------------------|-----|-----|
|                  | 2 (1st 19:08) | 17 (2nd 18:41) | 12  | 10 <th>1st</th> <th>2nd</th> <th>TOT</th> |                       |       |               |             |       | 1st                      | 2nd | TOT |
| Best Scoring Run | 8 (1st 6:50)  | 11 (1st 12:58) | 32  | 36  | AUB                   | 39    | 47            | 86          |       |                          |     |     |
| Lead Changes     | 3             |                | 19  | 17  |                       |       |               |             |       |                          |     |     |
| Times Tied       | 0             |                | 11  | 12  |                       |       |               |             |       |                          |     |     |
| Time with Lead   | 03:39         | 35:29          | 9   | 46  |                       |       |               |             |       |                          |     |     |

## GAME 3 | AUBURN 83, NOTRE DAME 59

**NCAA** Official Basketball Box Score - Final  
**Auburn at Notre Dame**  
 11/16/23 Barclays Center, Brooklyn  
 2023 Vivid Seats Legends Classic Presented by Old Trapper  
 Game Time: 9:00 PM  
 Game Duration: 1:55  
 Attendance: 5,524  
 Officials: Matt Potter, AJ Desai, Pat Evans

| NO. Name             | Min     | FG    |      |       | Rebounds |    |     | Fouls |    |    | TP | AS | TO | ST | Blocks |     | +/- |
|----------------------|---------|-------|------|-------|----------|----|-----|-------|----|----|----|----|----|----|--------|-----|-----|
|                      |         | M-A   | M-A  | M-A   | OR       | DR | TOT | PF    | FD | FF |    |    |    |    | BS     | BA  |     |
| 2 Jaylin Williams    | F 22:31 | 5-9   | 1-3  | 0-0   | 1        | 6  | 7   | 0     | 1  | 11 | 2  | 1  | 0  | 2  | 0      | 13  |     |
| 4 Johni Broome       | F 19:03 | 7-11  | 1-2  | 0-1   | 2        | 4  | 6   | 4     | 2  | 15 | 4  | 3  | 0  | 1  | 0      | 23  |     |
| 5 Chris Moore        | F 22:49 | 3-4   | 1-1  | 3-4   | 1        | 3  | 4   | 0     | 2  | 10 | 2  | 0  | 0  | 0  | 1      | 19  |     |
| 1 Aden Holloway      | G 22:42 | 5-9   | 4-5  | 1-1   | 1        | 0  | 1   | 1     | 15 | 5  | 2  | 0  | 0  | 0  | 21     |     |     |
| 12 Denver Jones      | G 17:53 | 1-5   | 0-2  | 0-0   | 2        | 2  | 4   | 2     | 2  | 2  | 1  | 1  | 1  | 0  | 0      | 14  |     |
| 0 K.D. Johnson       | 22:16   | 1-6   | 0-2  | 6-7   | 0        | 3  | 3   | 2     | 5  | 8  | 0  | 1  | 1  | 0  | 1      | 13  |     |
| 10 Chad Baker-Mazara | 18:44   | 2-3   | 0-1  | 2-3   | 0        | 2  | 2   | 0     | 3  | 6  | 1  | 1  | 1  | 1  | 0      | 5   |     |
| 31 Chaney Johnson    | 13:22   | 2-2   | 0-0  | 0-0   | 4        | 4  | 8   | 5     | 0  | 4  | 1  | 0  | 0  | 0  | 0      | 12  |     |
| 3 Tre Donaldson      | 16:34   | 4-6   | 2-4  | 0-0   | 1        | 1  | 2   | 0     | 10 | 5  | 0  | 1  | 0  | 0  | 3      |     |     |
| 44 Dylan Cardwell    | 15:36   | 1-2   | 0-0  | 0-0   | 1        | 0  | 1   | 0     | 2  | 2  | 1  | 4  | 2  | 1  | 0      | -3  |     |
| 24 Lior Berman       | 05:34   | 0-0   | 0-0  | 0-0   | 1        | 2  | 3   | 2     | 0  | 0  | 0  | 0  | 0  | 0  | 0      | 1   |     |
| 20 Carter Sobera     | 00:44   | 0-0   | 0-0  | 0-0   | 0        | 0  | 0   | 0     | 0  | 0  | 0  | 0  | 0  | 0  | 0      | 0   |     |
| 21 Blake Muschalek   | 00:44   | 0-1   | 0-0  | 0-0   | 0        | 0  | 0   | 0     | 0  | 0  | 0  | 0  | 0  | 0  | 0      | 0   |     |
| 23 Addarin Scott     | 00:44   | 0-0   | 0-0  | 0-0   | 0        | 0  | 0   | 0     | 0  | 0  | 0  | 0  | 0  | 0  | 0      | 0   |     |
| 55 Jalen Harper      | 00:44   | 0-0   | 0-0  | 0-0   | 0        | 0  | 0   | 0     | 0  | 0  | 0  | 0  | 0  | 0  | 0      | 0   |     |
| <b>Team</b>          |         |       |      |       | 0        | 1  | 1   |       |    | 0  |    | 0  |    |    |        |     |     |
| <b>Totals</b>        |         | 31-58 | 9-20 | 12-16 | 9        | 26 | 35  | 18    | 16 | 83 | 22 | 13 | 6  | 5  | 2      | -24 |     |

**Record: 2-1**

**Technical Fouls:** NONE

**Shooting By Period**  
 1st FG% 14-26 53.8%  
 3PT% 5-10 50.0%  
 FT% 6-9 66.7%  
 2nd FG% 17-32 53.1%  
 3PT% 4-10 40.0%  
 FT% 6-7 85.7%  
 GM FG% 31-58 53.4%  
 3PT% 9-20 45.0%  
 FT% 12-16 75.0%  
 Dead Ball Rebounds: 1, 0

**Record: 1-2**

**Technical Fouls:** NONE

| Biggest lead     | Aub            |               | ND  |  | Points from Turnovers | Paint | Second Chance | Fast Breaks | Bench | Period by Period Scoring |     |     |
|------------------|----------------|---------------|---|--|-----------------------|-------|---------------|-------------|-------|--------------------------|-----|-----|
|                  | 26 (2nd 1:52)  | 0 (1st 20:00) | 24 <th>8 <th>1st</th> <th>2nd</th> <th>TOT</th> </th> | 8 <th>1st</th> <th>2nd</th> <th>TOT</th> |                       |       |               |             |       | 1st                      | 2nd | TOT |
| Best Scoring Run | 13 (2nd 17:07) | 7 (1st 2:24)  | 38  | 36                                       | Aub                   | 39    | 44            | 83          |       |                          |     |     |
| Lead Changes     | 0              |               | 13  | 16                                       | ND                    | 33    | 26            | 59          |       |                          |     |     |
| Times Tied       | 1              |               | 7   | 2  |                       |       |               |             |       |                          |     |     |
| Time with Lead   | 39:33          | 00:00         | 30  | 21                                       |                       |       |               |             |       |                          |     |     |

## GAME 4 | AUBURN 77, ST. BONAVENTURE 60

**NCAA** Official Basketball Box Score - Final  
**Auburn at St. Bonaventure**  
 11/17/23 Barclays Center, Brooklyn, NY  
 2023 Vivid Seats Legends Classic Presented by Old Trapper  
 Game Time: 7:00 PM  
 Game Duration: 1:57  
 Attendance: 4,949  
 Officials: Nathan Farrell, Byron Jarrett, Evon Burroughs

| NO. Name             | Min     | FG   |     |      | Rebounds |    |     | Fouls |    |    | TP | AS | TO | ST | Blocks |    | +/- |
|----------------------|---------|------|-----|------|----------|----|-----|-------|----|----|----|----|----|----|--------|----|-----|
|                      |         | M-A  | M-A | M-A  | OR       | DR | TOT | PF    | FD | FF |    |    |    |    | BS     | BA |     |
| 2 Jaylin Williams    | F 22:45 | 4-6  | 0-1 | 3-3  | 3        | 7  | 10  | 2     | 2  | 11 | 1  | 2  | 0  | 0  | 0      | 15 |     |
| 4 Johni Broome       | F 21:16 | 7-11 | 0-2 | 4-11 | 1        | 4  | 5   | 3     | 8  | 18 | 1  | 2  | 0  | 0  | 0      | 0  |     |
| 5 Chris Moore        | F 20:48 | 1-3  | 0-1 | 1-1  | 1        | 2  | 3   | 0     | 1  | 3  | 2  | 0  | 0  | 0  | 0      | -3 |     |
| 1 Aden Holloway      | G 23:50 | 2-10 | 2-7 | 2-2  | 0        | 0  | 0   | 2     | 1  | 8  | 3  | 2  | 0  | 0  | 0      | 18 |     |
| 12 Denver Jones      | G 21:29 | 3-4  | 3-4 | 1-1  | 2        | 3  | 5   | 0     | 3  | 12 | 3  | 0  | 0  | 0  | 1      | 13 |     |
| 10 Chad Baker-Mazara | 20:24   | 2-4  | 1-2 | 0-0  | 1        | 2  | 3   | 0     | 5  | 2  | 0  | 0  | 1  | 0  | 0      | 23 |     |
| 31 Chaney Johnson    | 18:53   | 0-3  | 0-2 | 0-0  | 5        | 5  | 10  | 0     | 2  | 0  | 2  | 2  | 0  | 0  | 0      | 10 |     |
| 0 K.D. Johnson       | 18:31   | 4-7  | 1-4 | 0-0  | 0        | 0  | 0   | 2     | 1  | 9  | 3  | 0  | 1  | 2  | 0      | 4  |     |
| 3 Tre Donaldson      | 16:10   | 1-2  | 1-2 | 0-0  | 0        | 0  | 0   | 0     | 0  | 3  | 3  | 0  | 0  | 0  | 0      | -1 |     |
| 44 Dylan Cardwell    | 15:54   | 1-2  | 0-0 | 6-6  | 2        | 2  | 4   | 3     | 4  | 8  | 2  | 0  | 0  | 0  | 0      | 6  |     |
| <b>Team</b>          |         |      |     |      | 1        | 1  | 2   |       |    | 0  |    | 0  |    |    |        |    |     |
|                      |         |      |     |      |          |    |     |       |    |    |    |    |    |    |        |    |     |

