



2023-24 AUBURN MEN'S BASKETBALL

12 NCAA TOURNAMENT APPEARANCES || 2019 FINAL FOUR || 6-TIME SEC CHAMPIONS || AUBURNTIGERS.COM || @AUBURNMBB

2023-24 SCHEDULE

OVERALL: 6-2 || SEC: 0-0
HOME: 3-0 || AWAY: 0-1 || NEUTRAL: 3-1

DATE	OPPONENT (TV)	TIME (CT)
Nov. 7	vs. #20/17 Baylor+ (ESPN)	L, 82-88
Nov. 10	SOUTHEASTERN LOUISIANA (SECN+) W	86-71
Nov. 16	vs. Notre Dame* (ESPN2)	W, 83-59
Nov. 17	vs. St. Bonaventure* (ESPN2)	W, 77-60
Nov. 21	ALABAMA A&M (SECN+) W	84-54
Nov. 29	VIRGINIA TECH% (ESPN2)	W, 74-57
Dec. 3	at Appalachian State (ESPN2)	L, 64-69
Dec. 9	vs Indiana! (ESPN2)	W, 104-76
Dec. 13	vs. UNC Asheville \$ (SECN+)	7 p.m.
Dec. 17	USC (ESPN)	Noon
Dec. 22	ALABAMA STATE (SECN+)	7 p.m.
Dec. 30	CHATTANOOGA (SECN)	4 p.m.
Jan. 2	PENN (SECN)	8 p.m.
Jan. 6	at Arkansas* (ESPN2)	1 p.m.
Jan. 9	TEXAS A&M* (ESPN/ESPN2)	8 p.m.
Jan. 13	LSU* (SECN)	5 p.m.
Jan. 17	at Vanderbilt* (SECN)	8 p.m.
Jan. 20	OLE MISS* (SECN)	7:30 p.m.
Jan. 24	at Alabama* (ESPN)	6:30 p.m.
Jan. 27	at Mississippi State* (SECN)	2:30 p.m.
Jan. 31	VANDERBILT* (ESPN2)	8 p.m.
Feb. 3	at Ole Miss* (SECN)	5 p.m.
Feb. 7	ALABAMA* (ESPN2)	6 p.m.
Feb. 10	at Florida* (SECN)	2:30 p.m.
Feb. 14	SOUTH CAROLINA* (SECN)	7:30 p.m.
Feb. 17	KENTUCKY* (ESPN)	5 p.m.
Feb. 24	at Georgia* (SECN)	5 p.m.
Feb. 28	at Tennessee* (ESPN2)	6 p.m.
Mar. 2	MISSISSIPPI STATE* (ESPN2/ESPNU)	3 p.m.
Mar. 5	at Missouri* (SECN)	8 p.m.
Mar. 9	GEORGIA* (SECN)	5:30 p.m.
Mar. 13-17	at SEC Championship (Nashville, Tenn.)	

All Times Listed Central Time Zone

* Southeastern Conference game

+ Sanford Pentagon (Sioux Falls, S.D.)

^ Legends Classic (Brooklyn, N.Y.)

% ACC/SEC Challenge

! Holiday Hoopsgiving (Atlanta, Ga.)

\$ Rocket City Classic (Huntsville, Ala.)

MEDIA INFORMATION

TV _____ SEC Network+
Play-By-Play _____ Ryan Brown
Color Analyst _____ Lance Taylor and Jim Dunaway
Sideline Reporter _____ Emily Grace McWhorter

Radio _____ Auburn Sports Network
Play-By-Play _____ Andy Burcham
Color Analyst _____ Randall Dickey
Local _____ WGZZ 94.3 FM
Satellite _____ SiriusXM 381
Online _____ AuburnTigers.com || TuneIn App

Auburn SID Primary Contact _____ Marlene Navor
Cell Phone _____ 334-750-2381
E-Mail _____ mnavor@auburn.edu

GAME

9

AUBURN (6-2, 0-0 SEC) vs. UNC ASHEVILLE (5-5, 0-0 Big South)

Wednesday, December 13, 2023 || 7 p.m. CT
Rocket City Classic || Propst Arena (10,000) || Huntsville, Ala.
TV: SEC Network+ || Radio: Auburn Sports Network



AUBURN

AP Poll/Coaches Poll _____ RV/RV
2022-23 Record _____ 21-13, 10-8 SEC
Head Coach _____ Bruce Pearl
Career Record (Year) _____ 641-258 (29th)
Record at Auburn (Year) _____ 179-113 (10th)
Career Record vs. UNC Asheville _____ 4-0

UNC ASHEVILLE

AP Poll/Coaches Poll _____ None
2022-23 Record _____ 27-8, 16-2 Big South
Head Coach _____ Mike Morrell
Career Record (Year) _____ 78-81 (6th)
Record at UNCA (Year) _____ 78-81 (6th)
Career Record vs. Auburn _____ 0-1

Series History || Auburn Leads 3-1 || Last Meeting: W, 67-41, on Dec. 4, 2018, in Auburn, Ala.

» Auburn (6-2) treks to Huntsville to take on defending Big South Conference champion UNC Asheville (5-5) in the Rocket City Classic on Wednesday night at Propst Arena.

» Like home games for the Tigers, this will be the second sold out game away from the friendly confines of Neville Arena. The Auburn Family and the program's "Road Witnesses" travel. Through the first eight contests of the season, the Tigers have only played on its home court three times, while on the road for the rest of the non-conference slate in South Dakota, Brooklyn, Boone, N.C., and Atlanta.

» With its 28-point rout of Indiana, 104-76, on Dec. 9, the Tigers climbed back up to No. 11 in the latest KenPom ratings - second-highest SEC school behind Tennessee (No. 9).


» Jaylin Williams was tabbed SEC Player of the Week for the first time of his career, while Aden Holloway his second SEC Freshman of the Week nod. Both turned in career 24-point outings versus the Hoosiers.

» Auburn is 2-1 all-time when playing in Huntsville. The Tigers have won two-straight games in the Rocket City including an 87-52 victory over Alabama A&M in 2009 in their last road trip to Huntsville. Auburn lost to Tennessee Tech, 72-70, in 1989 and defeated Grambling State, 105-56, in 2003 in its first two games in Huntsville.

» Auburn and Kansas are the only teams in the country that have an assist rate of at least 68 percent. The Tigers also rank No. 10 nationally in assist-to-turnover ratio (1.79) and assists per game (19.2).

» Bruce Pearl will coach his 900th career game vs. UNC Asheville. His first career game was against Indiana Tech, while at Southern Indiana.


PROBABLE AUBURN STARTERS



1

ADEN HOLLOWAY
G • 6-1 • 178 • Fr.
Charlotte, N.C.

PPG 12.3
RPG 0.9
APG 3.1



12

DENVER JONES
G • 6-4 • 205 • Jr.
New Market, Ala.


PPG 7.9
RPG 2.4
APG 2.1



5

CHRIS MOORE
F • 6-6 • 220 • Sr.
West Memphis, Ark.

PPG 2.9
RPG 2.6
BPG 0.6



2

JAYLIN WILLIAMS
F • 6-8 • 245 • Gr.
Nahunta, Ga.

PPG 9.8
RPG 5.8
BPG 0.9



4

JOHNI BROOME
F/C • 6-10 • 240 • Jr.
Plant City, Fla.

PPG 16.3
RPG 8.9
BPG 1.4

OFF THE BENCH

No.	Pos.	Name	Ht.	Wt.	Year	PPG	RPG	Hometown
10	G/F	Chad Baker-Mazara	6-7	180	Jr.	8.6	3.3	Santo Domingo, DR
3	G	Tre Donaldson	6-3	200	So.	7.4	2.8	Tallahassee, Fla.
0	G	K.D. Johnson	6-0	190	Sr.	7.3	1.6	Atlanta, Ga.
44	C	Dylan Cardwell	6-11	255	Sr.	4.4	4.3	Augusta, Ga.
31	F	Chaney Johnson	6-7	220	Jr.	3.8	4.3	Alabaster, Ala.
24	G	Lior Berman	6-4	210	Gr.	0.7	1.3	Birmingham, Ala.
23	F	Addarin Scott	6-9	207	Jr.	0.5	0.5	Dallas, Texas

UNIVERSITY INFORMATION

Location _____ Auburn, Ala.
 Founded _____ 1856
 Enrollment _____ 31,764
 Nickname _____ Tigers
 Colors _____ Burnt Orange and Navy Blue
 Conference _____ Southeastern (SEC)

ADMINISTRATION

President _____ Dr. Christopher B. Roberts
 Director of Athletics _____ John Cohen
 Athletics Phone _____ 855-282-2010

COACHING STAFF

Head Coach _____ Bruce Pearl
 Alma Mater _____ Boston College '82
 Career Record _____ 641-258 (.713)
 Seasons _____ 29
 Record at Auburn _____ 179-113 (.613)
 Seasons _____ 10
 Associate Head Coach _____ Steven Pearl
 Alma Mater _____ Tennessee '10
 Assistant Coach _____ Ira Bowman
 Alma Mater _____ Penn '96
 Assistant Coach _____ Corey Williams
 Alma Mater _____ Oklahoma State '02
 Assistant Coach _____ Chad Prewett
 Alma Mater _____ Troy State '94
 Assistant Coach/Offensive Coordinator _____
 _____ Mike Burgomaster
 Alma Mater _____ Miami '16
 Athletic Trainer _____ Clark Pearson
 Alma Mater _____ Kentucky '96
 Strength & Conditioning Coach _____ Damon Davis
 Alma Mater _____ Western Illinois '03
 Director of Player Development _____ Marquis Daniels
 Alma Mater _____ Auburn '03
 Director of Scouting & Recruiting _____ Ian Borders
 Alma Mater _____ Louisville '07
 Director of Operations _____ Maddux Jeffreys
 Alma Mater _____ Auburn '20

PROGRAM HISTORY

First Year of Basketball _____ 1905-06
 All-Time Record _____ 1448-1247-1 (.537)
 All-Time SEC Record _____ 647-770 (.456)
 SEC Championships _____ 4
 _____ (1960, 1999, 2018, 2022)
 SEC Tournament Titles _____ 2 (1985, 2019)
 NCAA Tournament Appearances _____ 12
 NCAA Tournament Record _____ 19-12
 All-Americans _____ 13
 All-SEC Selections _____ 98

TEAM INFORMATION

2022-23 Record _____ 21-13
 SEC Record (Finish) _____ 10-8 (7th)
 Associated Press Final Ranking _____ N/A
 USA TODAY/Coaches Final Ranking _____ N/A
 Letterwinners Returning/Lost _____ 11/7
 Starters Returning/Lost _____ 2/3
 Newcomers _____ 5

ATHLETICS COMMUNICATIONS

Director (MBB Contact) _____ Marlene Navor
 Alma Mater _____ Washington State '00
 Cell _____ 334-750-2381
 E-Mail _____ mnavor@auburn.edu

SCOUTING UNC ASHEVILLE

» UNC Asheville is led by the unanimous preseason Big South Conference Player of the Year in fifth-year forward Drew Pember, who previously played at Tennessee from 2019-21. Last season, he was the POTY and DPOTY becoming the first player in Big South history to lead in scoring (20.9), rebounding (9.1) and blocked shots (2.3). Pember also led the nation and set a Big South single-season record with 266 made free throws.

» The Bulldogs are coming off a 27-8 campaign, where they posted a 16-2 league mark, won the Big South regular-season title and the conference tournament title.

» UNC Asheville currently ranks No. 8 in the country averaging 27.6 free-throw attempts/game.

» UNCA is looking to snap a two-game skid dropping a close 79-76 road decision at 2023 NCAA Tournament participant Kennesaw State on Dec. 5 and a 78-63 setback at Western Carolina on Dec. 9.

SERIES HISTORY

» This is the fifth all-time meeting between Auburn and UNC Asheville. The Tigers hold a 3-1 advantage in the series. Auburn won the first two games between the two teams: 91-60 on Dec. 3, 1998, and 83-38 on Dec. 20, 2001, with both games being played at Beard-Eaves Coliseum.

» The Tigers and Bulldogs split a pair of games in the series at Neville Arena. In the first-ever game in the venue, UNC Asheville won 70-69 in overtime to open the 2010-11 season. Auburn later prevailed 67-41 on Dec. 4, 2018, in the only previous meeting since Bruce Pearl has been at Auburn.

AUBURN vs. BIG SOUTH

» Auburn is 20-3 all-time against the current members of the Big South Conference. This is Auburn's first game against a Big South member since the Tigers defeated Winthrop, 89-65, in Neville Arena on Nov. 15, 2022, as part of the Cancun Challenge.

» In the Winthrop win last year, Johni Broome led Auburn with an 18-point, 13-rebound double-double performance.

TIGERS OVERCOME DOUBLE-DIGIT DEFICIT

» Auburn overcame a 12-point first-half deficit (IU led 22-10 at the 12:54 mark of the first half) in its win over Indiana on Dec. 9. It was the largest deficit the Tigers have overcome to win since erasing a 14-point deficit in an 80-71 victory at Ole Miss in 2022.

» It was the 28th time Auburn has overcome a double-digit deficit to win a game in Bruce Pearl's 10 seasons as head coach.

DOMINATING THE PAINT

» Auburn scored a season-high 42 points in the paint against Virginia Tech and Appalachian State combined. The Tigers have also scored 40+ points in the paint in three-straight games after totaling 40 paint points against Alabama A&M on No. 21.

» Over that stretch, AU averaged 41.3 points in the paint per game. For the season, the Tigers are averaging 37.0 points per game in the paint, which is 45.3 percent of the team's total points.

» The Tigers have outscored their opponent in the paint in 7-of-8 games this season and were even with St. Bonaventure in paint points. Auburn is plus-70 (8.75 ppg) on points in the paint for the season.

TIGERS TIE A SCHOOL RECORD

» In its win over 104-76 victory over Indiana at Holiday Hoopsgiving, Auburn tied a school record committing just three turnovers. It was the second time in three games the Tigers have had single-digit turnovers after posting just eight turnovers in their 74-57 win over Virginia Tech on Nov. 29.

» It was the 16th time this season a NCAA Division I team has committed no more than three turnovers in a game this season and just the second time against a power conference opponent, joining Northwestern, who committed just three turnovers against Purdue on Dec. 1.

» Auburn is averaging 7.0 turnovers in those three games and 10.8 turnovers for the season.

PRODUCING ON BOTH ENDS OF THE FLOOR

» Auburn is one of just nine teams in the country ranked in the Top 20 of KenPom's adjusted offensive efficiency and adjusted defensive efficiency, next to Arizona, BYU, UConn, Creighton, Gonzaga, Houston, Marquette and Purdue.

Team	AdjO	AdjD
Arizona	5	2
Auburn	20	16
BYU	16	11
UConn	4	18
Creighton	11	8
Gonzaga	17	19
Houston	19	1
Marquette	10	10
Purdue	3	9

LIGHTING UP THE SCOREBOARD

» Auburn is fourth in the SEC averaging 81.2 points per game this season. Nine Tigers have scored in double figures in at least one game this season.

» The Tigers also rank fourth in the league in scoring defense (66.8) – the only SEC team ranked in the Top 5 in both scoring offense and scoring defense.



PLAYER TO WATCH: DENVER JONES

» Junior guard Denver Jones returns home to the Huntsville area, where he led Buckhorn High School to a 22-8 overall record as a sophomore. Jones poured in 12 points including two 3-pointers against Indiana at State Farm Arena which was his third game in double figures of the season and the 49th of his career. He also contributed two assists and one rebound in the victory.

» Jones, who is from New Market, will have about 30+ friends and family in the stands on Wednesday night. It will be just the second time his dad, Ernest, and mom, Jennelle, will see him play in-person. While at FIU the last two seasons, his family saw him play once against UAB.

» He is currently fourth on the team in minutes played (20.3), fifth in scoring (7.9 ppg) and second with a 90.5 percent accuracy from the charity stripe this season.

TIGERS ON THE NATIONAL SCENE

» The Tigers currently rank No. 11 nationally in assists per game (19.2, 2nd in SEC), No. 8 in bench points per game (36.12 ppg, 1st in SEC), No. 23 in blocked shots per game (5.4, 4th in SEC), 19th in field-goal percentage defense (38.0%, 2nd in SEC) and No. 27 in three-point field-goal percentage defense (26.7%, 3rd in SEC).

WILLIAMS DOES IT ALL AGAINST THE HOOSIERS

» Jaylin Williams finished the day with seven assists and six rebounds to go with his career-high 24 points against Indiana. He is the first Auburn player to put up those numbers since Sharife Cooper went for 28 points, eight rebounds and seven assists against Missouri on Jan. 26, 2021. Williams is one of just 10 NCAA Division I players to put up that stat line this season and one of four to do it against a power conference opponent.

TIGERS IN THE RANKINGS

» Entering the 2023-24 season, Auburn has received preseason billing at No. 15 in the Ken Pomeroy Ratings, No. 15 by Evan Miya and No. 24 by The Athletic.

» For the six-straight week, the Tigers are receiving votes in both the Associated Press (29th) and Coaches Top 25 Polls (28th). Andy Katz also has Auburn ranked No. 23 in his Power 36.

SHARING THE ROCK

» Auburn ranks No. 12 nationally and second in the SEC averaging 18.4 assists per game. The Tigers have recorded at least 18 assists in their first five games this season and have dished out at least 17 assists in all but one game. They are one of 11 NCAA Division I teams with at least six games with 17+ assists.

» Sophomore back-up point guard Tre Donaldson leads Auburn in the category and ranks 12th in the SEC with 3.4 assists per game, while Aden Holloway is tied for 13th in the league averaging 3.3 assists per game.

» Donaldson scored a career-high tying 12 points and matched his season highs with five assists, three rebounds and one steal at Appalachian State on Dec. 3. He was 2-of-5 from 3-point range against the Mountaineers. It was Donaldson's second game in double figures this season (10 points vs. Notre Dame on Nov. 16) and the fourth of his career.

» Auburn recorded a season-high 22 assists on 31 field goals versus Notre Dame on Nov. 16.

» In the Bruce Pearl Era, his 2019-20 squad dished out 27 assists versus CSUN on Nov. 15, 2019. The school record for most assists in a single game is 33 against Troy in 1991 and versus LSU in 1994.

3-POINT DEFENSE

» Auburn is second in the SEC and No. 25 in the country in three-point field goal percentage defense, allowing opponents to shoot only 27.6 percent from behind the arc this season.

» The Tigers have allowed just 4.7 three-pointers per game on 28.6 percent shooting in three home games this season. Auburn has held opponents to shoot just 25-of-116 (21.6 percent) from deep in its six wins, an average of 4.2 3-pointers per game.

» AU held Notre Dame (2-of-26) and St. Bonaventure (3-of-24) to 5-of-50 (10.0 percent) shooting from long range in its two wins enroute to the Legends Classic Championship title in Brooklyn, N.Y. The Tigers followed that up by holding Alabama A&M to 3-of-15 from deep for a three-game total of 8-of-65 (12.3 percent).

TIGERS BREAK THE CENTURY MARK

» With the 104-76 rout of Indiana, Auburn recorded its first 100-point game since a 100-81 win over Alabama on Feb. 1, 2022. It was the most points the Tigers have scored since a 115-109 double-overtime loss to UConn on Nov. 24, 2021, and the most in regulation since a 109-86 win at South Carolina on Jan. 23, 2021. Auburn also posted a season high for points in a half by scoring 52 points in each half against the Hoosiers.

» Aden Holloway and Jaylin Williams led six Tigers in double figures with 24 points apiece in its win over the Hoosiers, becoming the first Tiger teammates to record 20-point games in the same game since Jabari Smith (31 points) and Walker Kessler (22) did so against Vanderbilt on Feb. 16, 2022.

» It was also the first time Auburn had six players score in double figures in a game since the first round of last year's NCAA Tournament against Iowa, which is the last time the Tigers faced a Big Ten Conference opponent prior to the Indiana game.

FRESHMAN PHENOM

» Freshman Aden Holloway is coming off a career-high 24-point performance against Indiana as he made 5-of-8 from 3-point range against the Hoosiers. He is one of five NCAA Division I freshmen, including one of three from a power conference, averaging 12.0 points, 3.0 assists and shooting at least 80.0 percent from the free-throw line this season. Holloway has five double figure scoring games and three games with four-plus 3-pointers this season.

» For the season, Holloway is tied for sixth in the SEC averaging 2.50 three-pointers per game. He is also tied for 13th among league leaders in assists (3.3 avg.).

» With his two starts in Brooklyn against Notre Dame and St. Bonaventure, point guard Aden Holloway became the 15th different freshman to start a game for Auburn in Bruce Pearl's 10 seasons as head coach on The Plains. Jabari Smith leads all Auburn freshmen under Pearl with 34 starts in 2021-22. The group has combined to start 262 games.

Freshman Starters Under Bruce Pearl

Player	Season	Starts
Jabari Smith	2021-22	34
Mustapha Heron	2016-17	32
Jared Harper	2016-17	30
Isaac Okoro	2019-20	28
JT Thor	2020-21	27
Danjel Purifoy	2016-17	25
Austin Wiley	2016-17	22
Horace Spencer	2015-16	18
Sharife Cooper	2020-21	12
Bryce Brown	2015-16	11
Justin Powell	2020-21	7
TJ Lang	2014-15	6
Aden Holloway	2023-24	6
Allen Flanigan	2019-20	3
Anfernee McLemore	2016-17	1

Freshman Starts By Season Under Pearl

Season	Starts
2014-15	6
2015-16	29
2016-17	110
2017-18	0
2018-19	0
2019-20	31
2020-21	46
2021-22	34
2022-23	0
2023-24	6

Power Conference Freshmen averaging 12.0 ppg, 3.0 ppg and shooting 80% from free throw line

Player	School	PPG	APG	FT%
Markus Burton	Notre Dame	15.7	3.7	85.7
Reed Sheppard	Kentucky	13.0	3.8	92.3
Aden Holloway	Auburn	12.3	3.1	80.0

Auburn Top Freshman Debuts

Player	Year	Opponent	Points
Sharife Cooper	2020	Alabama	26
Eddie Johnson	1973	Clemson	26
Jay Heard	1998	SE Louisiana	20



WILLIAMS WINNINGEST PLAYER IN PROGRAM HISTORY

» After graduating with a bachelor's degree in kinesiology in May, Jaylin Williams chose to come back for his fifth and final year on The Plains. Last season, he was the team's third-leading scorer (11.2 ppg) and third-leading rebounder (4.7 rpg) in 2022-23.

» With the Tigers' win over Southeastern Louisiana on Nov. 10 at Neville Arena, Williams became the winningest player in program history with 88 career (and now 93) victories to date. He was previously tied with former Tigers Allen Flanagan (2019-23), Anfernee McLemore (2016-20) and Scott Pohlman (1997-2001).

» Entering the season with 107 career games played, he needs to appear in 20 games this season to crack Auburn's career games played list and is now 19 games (115) behind Frankie Sullivan's record of 134 games played from 2009-13.

ALL-TIME WINNINGEST AUBURN PLAYERS (minimum 90 career games played)

1. Jaylin Williams (2019-Present)	93
2T. Allen Flanagan (2019-23)	87
2T. Anfernee McLemore (2016-20)	87
2T. Scott Pohlman (1997-01)	87
5T. Doc Robinson (1996-00)	85
5T. Daymeon Fishback (1996-00)	85
5T. Mamadou N'Diaye (1996-00)	85
8. Mack McGadney (1998-02)	83
9. Chuck Person (1982-86)	79
10. Marquis Daniels (1999-03)	76

DOMINATING NON-CONFERENCE FOES

» Auburn owns an 90-25 (.783) winning record in regular-season games against non-conference opponent under Coach Pearl. The Tigers lead the SEC, with a .844 winning percentage (76-14 record) in regular-season non-conference games over the last seven-plus seasons.

Team	2016-17	2017-18	2018-19	2019-20	2020-21	2021-22	2022-23	2023-24	Total
Auburn	6-2	12-1	11-2	13-0	6-3	12-1	10-3	6-2	76-14 (.844)
Arkansas	11-2	11-2	9-4	12-1	12-3	11-2	1-2	6-4	83-20 (.806)
Miss. State	9-3	12-1	12-1	9-4	10-5	9-4	12-1	7-2	80-21 (.792)
Tennessee	8-5	10-2	12-1	8-5	8-2	9-3	11-2	6-3	72-23 (.758)
LSU	8-4	9-3	10-3	9-4	8-4	12-1	11-2	5-4	72-25 (.742)
Kentucky	10-3	11-2	11-2	10-3	1-7	11-2	9-4	7-2	70-25 (.737)
Georgia	9-4	9-3	9-4	10-3	7-1	5-8	10-3	6-3	65-29 (.691)
Ole Miss	9-4	7-6	10-3	9-4	6-4	9-4	8-5	9-0	67-30 (.691)
Texas A&M	8-4	11-2	7-5	6-6	6-2	11-2	8-5	7-3	64-29 (.688)
Alabama	7-5	9-4	9-4	8-5	10-5	10-3	10-3	6-3	69-32 (.683)
Missouri	5-7	10-3	9-3	8-5	8-2	6-7	12-1	7-3	65-31 (.677)
Florida	10-3	9-4	8-5	8-5	6-3	10-3	7-6	6-3	64-32 (.667)
South Carolina	10-3	9-4	5-8	8-5	2-3	9-3	7-6	8-1	58-33 (.637)
Vanderbilt	7-6	6-7	9-4	8-5	6-3	8-4	7-6	4-5	55-40 (.579)

Year-by-Year Regular Season Record vs. Non-Conference Opponents Under Bruce Pearl

2014-15	8-5
2015-16	6-6
2016-17	6-2
2017-18	12-1
2018-19	11-2
2019-20	13-0
2020-21	6-3
2021-22	12-1
2022-23	10-3
2023-24	6-2

CLOSING IN ON 1,000

» K.D. Johnson (Georgia-Auburn combined) and Jaylin Williams are all closing in on 1,000 career points. Johni Broome (1,581), Chaney Johnson (1,225) and Denver Jones (1,016) have already reached that milestone in their combined Morehead State-Auburn, UAH-Auburn and FIU-Auburn careers respectively.

» Williams would become the 39th player in program history to gain entrance into the 1,000-Career Point Club – the first in five years since Bryce Brown (8th, 1,673) and Jared Harper (13th, 1,227) did so during their senior campaigns that ended in the 2019 national semifinals.

Player Career Points

Denver Jones 1,016 (his second made free throw in the second half vs. Virginia Tech on 11/29/23)

K.D. Johnson 984 (16 points away)

Jaylin Williams 961 (39 points away)

2024 SIGNING CLASS

The Tigers signed two top recruits in the early signing period – five-star Tahaad Pettiford and Jahki Howard.

Rated the No. 2 point guard and No. 21 overall player in the Class of 2024 by 247 Sports, Pettiford played AAU basketball for New Heights Lightning on the EYBL circuit, shooting 33.5 percent from the 3-point line and averaging 13.3 points per game. He burst onto the scene over the summer as one of the best scoring guards in the country.

One of the most athletic players in his class, Howard is a four-star recruit rated No. 85 overall and No. 20 at his position by 247 Sports. Known as the best dunker in high school basketball going viral on social media, he is currently averaging 15.9 points, 5.3 rebounds, 1.4 assists, 1.9 steals and 0.5 blocks per game in the preseason for Overtime Elite.

Tahaad Pettiford, G, 5-10, 175, Jersey City, N.J. (Hudson Catholic Regional High School)

"Tahaad is a very unique player. He is a gifted scorer with an unlimited range. Instant offense. He has tremendous speed, quickness and athletic jumping ability. Tahaad is a very tough cover and uses that athleticism to be a pest defensively. (Assistant Coach) Ira Bowman did a tremendous job of identifying Tahaad very early on in the recruiting process and developed a close, trusting relationship. Tahaad will have a Pied Piper effect on our program. Guys will want to play with him." – Head Coach Bruce Pearl

Jahki Howard, F, 6-6, 185, Boston, Mass. (Overtime Elite)

"Jahki is one of the most underrated prospects in the 2024 class. We've been watching and recruiting him since his freshman year – seeing so much growth, maturity and commitment to becoming great. His basketball IQ, his athleticism and his motor make him a great fit for our program." – Head Coach Bruce Pearl

CLEANING THE GLASS

» Junior transfer Chaney Johnson pulled down 11 rebounds off the bench against Southeastern Louisiana on Nov. 10. He is the ninth player in Bruce Pearl's 10 seasons at Auburn to grab at least 11 boards in a game as a reserve and the first since Jaylin Williams had 11 rebounds versus Texas A&M on Feb. 12, 2022. For the season, Johnson is third on the team averaging 5.4 boards per game.

Date	Player	Opponent	Rebounds
Nov. 14, 2018	Horace Spencer	Mississippi College	17
Nov. 29, 2017	Anfernee McLemore	Dayton	13
Dec. 22, 2015	Cinmeon Bowers	New Mexico	12
Feb. 27, 2016	Tyler Harris	Alabama	12
Nov. 26, 2020	Jaylin Williams	Saint Joseph's	11
March 5, 2016	Cinmeon Bowers	Mississippi State	11
Jan. 31, 2017	Anfernee McLemore	Tennessee	11
Feb. 12, 2022	Jaylin Williams	Texas A&M	11
Nov. 10, 2023	Chaney Johnson	Southeastern Louisiana	11

NOT A NEW KID ON THE BLOCK

» Senior center Dylan Cardwell tied a career high with a game-high five blocks against Baylor, the most blocks by an Auburn player this season. Cardwell previously set his career high against South Florida and George Mason in 2022.

» His teammate Johni Broome, has blocked seven shots in the last three games and ranks seventh in the SEC averaging 1.38 blocks per game this season. Auburn has blocked at least five shots in five of eight games this season.

ELITE IN THE SEC

» Auburn leads the SEC with a .716 winning percentage and is one win behind Tennessee for most wins in the league with 149 victories over the last six-plus seasons. The Tigers have also won the second-most SEC Championship titles (3) and second-most NCAA Tournament games (7) in that span behind Alabama's four titles and Arkansas' eight NCAA Tournament victories.

Team	2017-18	2018-19	2019-20	2020-21	2021-22	2022-23	2023-24	Total
Tennessee	26-9	31-6	17-14	18-9	27-8	25-11	6-3	150-60
Auburn	26-8	30-10	25-6	13-14	28-6	21-13	6-2	149-59
Kentucky	26-11	30-7	25-6	9-16	28-8	22-12	7-2	147-62
Arkansas	23-12	18-16	20-12	25-7	28-9	22-14	6-4	142-74
Alabama	20-16	18-16	16-15	26-7	19-14	31-6	6-3	136-77
LSU	18-15	28-7	21-10	19-10	22-12	14-19	5-4	127-77
Mississippi State	25-12	23-11	20-11	18-15	18-16	21-13	7-2	132-80
Texas A&M	22-13	14-18	16-14	8-10	27-13	25-10	7-3	119-81
Florida	21-13	20-16	19-12	15-10	20-14	16-17	6-3	117-85
Missouri	20-13	15-17	15-16	16-10	12-21	25-10	7-3	110-90
South Carolina	17-16	16-16	18-13	6-15	19-13	11-21	8-1	95-95
Ole Miss	12-20	20-13	15-17	16-12	13-19	12-21	9-0	97-102
Georgia	18-15	11-21	16-16	14-12	6-26	16-16	6-3	87-109
Vanderbilt	12-20	9-23	11-21	9-16	19-17	22-15	4-5	86-117

PEARL MOVES INTO THIRD ALL-TIME IN CAREER WINS AT AUBURN

» Bruce Pearl is in his 10th season as Auburn's head coach with a 179-113 record on The Plains. With the Tigers' win over Southeastern Louisiana on Nov. 10, he surpassed Sonny Smith, who led Auburn to a 173-154 mark in 11 seasons from 1978-89, for third all-time in program history. Joel Eaves leads the way with 213 wins from 1949-63 and Cliff Ellis, who led the Tigers to 186 victories from 1994-2004, is second.

COACH	SEASONS	YEARS	RECORD
1. Joel Eaves	14	1949-50 to 1962-63	213-100
2. Cliff Ellis	10	1994-95 to 2003-04	186-125
3. Bruce Pearl	10	2014-15 to Present	179-113
4. Sonny Smith	11	1978-79 to 1988-89	173-154
5. Bill Lynn	10	1963-64 to 1972-73	130-124

RETURNING PRODUCTION

» Auburn returns 58.1 percent of its minutes, 60.2 percent of its scoring and 61.3 percent of its rebounding from last season. The Tigers return five of their Top 7 scorers – three of the five players, who averaged 20 minutes per game, and three of five players, who recorded at least 100 rebounds last season.

JOHNSON ENDS LAST SEASON ON HOT STREAK

» Last season, K.D. Johnson shot 16-of-29 (55.2%) from 3-point range over the last nine games shooting 25.3 percent (20-of-79) from long range in the first 24 games. Johnson averaged 10.6 points over the last nine contests of the season.

AUBURN vs. THE TOP 25

Auburn is 77-224 against AP Top 25 teams all-time including 18-28 under Bruce Pearl. The Tigers set a program record with six wins against ranked opponents during the 2018-19 season including five straight from the SEC Championship through their run to the Final Four. Additionally, Auburn is 103-32 as a ranked team in the Pearl Era.

IT JUST MEANS MORE

» Auburn was predicted to finish sixth in the preseason SEC media poll behind preseason favorite Tennessee, Texas A&M, Arkansas, Kentucky and Alabama.

WELCOME TO AUBURN'S BLOCK PARTY

» Auburn is the only team that has finished in the Top 25 in the country in blocked shots per game in each of the previous seven seasons. No other team has finished in the Top 25 in blocks per game in more than five seasons over that stretch. The Tigers have blocked 1,333 shots since the start of the 2016-17 season.

» The Tigers are averaging 5.4 blocks per game this season, which is tied for No. 25 nationally.

MOST SEASONS IN TOP 25 IN BLOCKS PER GAME OVER THE LAST SEVEN SEASONS

1. Auburn - 7

- 2T. Connecticut - 5
- 2T. Michigan State - 5
- 2T. Washington - 5
- 5T. Duke - 4
- 5T. Florida State - 4
- 5T. Kentucky - 4
- 5T. Marshall - 4
- 5T. Syracuse - 4
- 5T. USC - 4

MOST BLOCKS IN DIVISION I SINCE THE START OF 2016-17 SEASON

Team	Blocks
Auburn	1,333
Duke	1,327
Michigan State	1,227
UConn	1,208
Marshall	1,201

Season	BPG	DI Rank
2023-24	5.4	No. 25
2022-23	5.1	No. 12
2021-22	8.0	No. 1
2020-21	6.0	No. 1
2019-20	4.9	No. 21
2018-19	4.8	No. 22
2017-18	5.3	No. 14
2016-17	5.1	No. 22

TIGERS ADD 3-POINT SHOOTERS

» After finishing 12th in the SEC shooting 31.4 percent from 3-point range last season, Auburn added three transfers who can shoot it from long range.

Player	Season	School	3FGM	3FGA	3FG%
Chad Baker-Mazara	2020-21	Duquesne	25	60	.417
	2021-22	San Diego State	22	56	.393
	2022-23	NW Florida State College	67	143	.469
	Totals		114	259	.440
Denver Jones	2020-21	Garden City CC	36	90	.400
	2021-22	FIU	49	142	.345
	2022-23	FIU	58	158	.367
	Totals		143	390	.367
Chaney Johnson	2020-21	UAH	11	28	.393
	2021-22	UAH	32	69	.464
	2022-23	UAH	24	83	.289
	Totals		67	180	.372
Combined Totals			324	829	.391

MR. DOUBLE-DOUBLE

» Junior big man Johni Broome recorded his second-straight game with at least 20 points and 10 rebounds with 21 points and 13 rebounds at Appalachian State on Dec. 3, after posting a 30-point, 13-rebound performance against Virginia Tech on Nov. 29.

» It was the second time in his career Broome has posted consecutive games of 20 points and 10 rebounds and the first time since the 2021-22 season when he scored 24 points and grabbed 13 rebounds at ETSU and followed that up with 20 points and 12 rebounds at Xavier, while at Morehead State. It is one of 17 30-point, 10-rebound games by a NCAA Division I player this season.

» Broome has recorded 50 career double-doubles (14 of those at Auburn). His 30-point, 13-rebound outing versus the Hokies was the first 30-point/10-rebound game by an Auburn player since Mustapha Heron had 31 points and 10 rebounds vs. Winthrop on Nov. 24, 2017.

» He is one of 20 NCAA Division I players to record a double-double in each of his team's first two games this season.

» Broome had his streak of double-figure scoring games snapped at 16 against Indiana. He is third in the SEC averaging 8.9 rebounds per game and 10th in scoring at 16.2 points per game. Broome is also one of two players, along with Allen Flanigan of Ole Miss, who rank in the Top 10 in the league in both scoring and rebounding.

JOHNI BROOME'S CAREER DOUBLE-DOUBLES BY SEASON

2020-21: 13*

2021-22: 23*

2022-23: 10

2023-24: 4

*at Morehead State

ACTIVE NCAA DIVISION I CAREER DOUBLE-DOUBLE LEADERS

Player	School	Double-Doubles	Games Played
Armando Bacot	North Carolina	73	141
Norchad Omier	Miami (Fla.)	55	97
Johni Broome	Auburn	50	105
Fardaws Aimaq	California	50	103
Enrique Freeman	Akron	49	106

30-point games in the SEC this season

Date	Player	School	Points	Opponent
11/29	Dalton Knecht	Tennessee	37	North Carolina
11/24	Wade Taylor IV	Texas A&M	35	Florida Atlantic
11/24	Tramon Mark	Arkansas	34	North Carolina
11/29	Johni Broome	Auburn	30	Virginia Tech

30-point/10-rebound/3-block games in NCAA Division I this season

Date	Player	School	Points/Rebounds/Blocks	Opponent
11/10	Isaiah Cozart	Eastern Kentucky	33/14/4	Wilberforce
11/6	Quinten Post	Boston College	31/11/4	Fairfield
11/14	Great Osobor	Utah State	31/10/3	Southern Utah
11/29	Johni Broome	Auburn	30/13/3	Virginia Tech
12/1	Zach Edey	Purdue	35/14/3	Northwestern

PEARL AMONG THE BEST OF THE BEST

» Bruce Pearl ranks No. 13 among active NCAA Division I coaches in career wins (641), third among active SEC men's basketball coaches. He also ranks No. 19 among active NCAA All-Division coaches in career wins (641) and No. 8 all-time among winningest SEC coaches with 324 career wins (UT and AU combined).

MOST OVERALL COLLEGIATE HEAD COACHING WINS AMONG ACTIVE SEC COACHES

Coach	School	Wins
John Calipari	Kentucky	797
Rick Barnes	Tennessee	785
Bruce Pearl	Auburn	641
Buzz Williams	Texas A&M	334
Mike White	Florida	265

MOST WINS AS AN SEC HEAD COACH AMONG ACTIVE SEC COACHES

Coach	School	Wins
John Calipari	Kentucky	394
Bruce Pearl	Auburn	324
Rick Barnes	Tennessee	181
Mike White	Georgia	164
Eric Musselman	Arkansas	101

TV/RADIO ROSTER CHART



0

K.D. JOHNSON
G • 6-0 • 190 • Sr.
Atlanta, Ga.



1

ADEN HOLLOWAY
G • 6-1 • 178 • Fr.
Charlotte, N.C.



2

JAYLIN WILLIAMS
F • 6-8 • 245 • Gr.
Nahunta, Ga.



3

TRE DONALDSON
G • 6-3 • 200 • So.
Tallahassee, Fla.



4

JOHNI BROOME
F/C • 6-10 • 240 • Jr.
Plant City, Fla.



5

CHRIS MOORE
F • 6-6 • 220 • Sr.
West Memphis, Ark.




10

CHAD BAKER-MAZARA
G/F • 6-7 • 180 • Jr.
Santo Domingo, D.R.



12

DENVER JONES
G • 6-4 • 205 • Jr.
New Market, Ala.




13

CJ WILLIAMS
G • 6-2 • 175 • So.
Fayetteville, Ark.



14

PRESLEY PATTERSON
G • 5-11 • 180 • So.
Knoxville, Tenn.



20

CARTER SOBERA
G • 6-5 • 210 • Sr.
Birmingham, Ala.



21

BLAKE MUSCHALEK
G • 6-3 • 178 • Fr.
Dallas, Texas




22

REED TRAPP
G • 6-6 • 188 • So.
Muscle Shoals, Ala.



23

ADDARIN SCOTT
F • 6-9 • 207 • Jr.
Dallas, Texas



24

LIOR BERMAN
G • 6-4 • 210 • Gr.
Birmingham, Ala.



31

CHANEY JOHNSON
F • 6-7 • 220 • Jr.
Alabaster, Ala.



33

LUCAS CLANTON
G • 6-1 • 175 • Fr.
Shelbyville, Tenn.



42

HASTON ALEXANDER
C • 6-10 • 255 • So.
Tuscumbia, Ala.



44

DYLAN CARDWELL
C • 6-11 • 255 • Sr.
Augusta, Ga.



55

JALEN HARPER
G • 6-2 • 165 • Gr.
Mableton, Ga.

No.	Name	Pos.	Ht.	Wt.	Cl.	Hometown (Last School)
0	K.D. Johnson	G	6-0	190	Sr.	Atlanta, Ga. (Georgia)
1	Aden Holloway	G	6-1	178	Fr.	Charlotte, N.C. (Prolific Prep)
2	Jaylin Williams	F	6-8	245	Gr.	Nahunta, Ga. (Brantley County HS)
3	Tre Donaldson	G	6-3	200	So.	Tallahassee, Fla. (Florida State Univ. School)
4	Johni Broome	F	6-10	240	Jr.	Plant City, Fla. (Morehead State)
5	Chris Moore	F	6-6	220	Sr.	West Memphis, Ark. (West Memphis HS)
10	Chad Baker-Mazara	G/F	6-7	180	Jr.	Santo Domingo, Dominican Republic (NW Florida State)
12	Denver Jones	G	6-4	205	Jr.	New Market, Ala. (FIU)
13	CJ Williams	G	6-2	175	So.	Fayetteville, Ark. (Fayetteville HS)
14	Presley Patterson	G	5-11	180	So.	Knoxville, Tenn. (Knoxville Catholic HS)
20	Carter Sobera	G	6-5	210	Sr.	Birmingham, Ala. (Mountain Brook HS)
21	Blake Muschalek	G	6-3	178	Fr.	Dallas, Texas (Trinity Christian Academy)
22	Reed Trapp	G	6-6	188	So.	Muscle Shoals, Ala. (Birmingham-Southern College)
23	Addarin Scott	F	6-9	207	Jr.	Dallas, Texas (Navarro College)
24	Lior Berman	G	6-4	210	Gr.	Birmingham, Ala. (Mountain Brook HS)
31	Chaney Johnson	F	6-7	220	Jr.	Alabaster, Ala. (UAH)
33	Lucas Clanton	G	6-1	175	Fr.	Shelbyville, Tenn. (Cascade HS)
42	Haston Alexander	C	6-10	255	So.	Tuscumbia, Ala. (Covenant Christian School)
44	Dylan Cardwell	C	6-11	255	Sr.	Augusta, Ga. (McEachern HS)
55	Jalen Harper	G	6-2	165	Gr.	Mableton, Ga. (Shelton State CC)

Head Coach: Bruce Pearl (Boston College '82) - 10th Season

Associate Head Coach: Steven Pearl (Tennessee '10) - 10th Season

Assistant Coach: Ira Bowman (Penn '96) - Sixth Season

Assistant Coach: Corey Williams (Oklahoma State '02) - First Season

Assistant Coach: Chad Prewett (Troy State '94) - 10th Season

Assistant Coach/Offensive Coordinator: Mike Burgomaster (Miami '16) - Eighth Season

Director of Player Development: Marquis Daniels (Auburn '03) - Sixth Season

Director of Scouting and Recruiting: Ian Borders (Louisville '07) - Sixth Season

Director of Sports Performance: Damon Davis (Western Illinois '03) - 15th Season

Senior Athletic Trainer: Clark Pearson (Kentucky '96) - 15th Season

Executive Assistant to the Head Coach: Bridget Graba - 13th Season

Director of Operations: Maddux Jeffreys (Auburn '20) - Second Season

Director of Creative Content: Steven Leonard (Indiana '17) - Second Season

Chaplain: Jeremy Napier (West Virginia State '07) - Second Season

Graduate Assistant: Geoff Gray (Emerson College '19) - Second Season

Graduate Assistant: Bryant Smith - Second Season


PRONUNCIATION GUIDE

HASTON Alexander	HAY-stun
Chad Baker-MAZARA	MUH-ZARR-UH (like car)
LIOR Berman	LEE-oar
JOHNI Broome	JUH-nye (like dye)
ADEN Holloway	AY-den
Blake MUSCHALEK	MOO-SHUH-lek
ADDARIN Scott	UH-Dare-IN
JAYLIN Williams	JAY-lyn

WEEKLY SCHEDULE

SUNDAY December 17	MONDAY December 11	TUESDAY December 12	WEDNESDAY December 13	THURSDAY December 14	FRIDAY December 15	SATURDAY December 16
Game Day vs. USC Noon CT (Neville Arena)	Practice at 4:30 p.m. (practice gym)	BP Weekly Press Conference at 9:00 a.m. (Media Room) Team Travel to Huntsville	Game Day vs. UNC Asheville 7 p.m. CT (Propst Arena)	Practice at 10:00 a.m. (main floor)	BP Weekly Press Conference at 11:00 a.m. (Media Room) Practice at 11:45 a.m.	Practice at 9:45 a.m. (main floor)

HEAD COACH BRUCE PEARL



Auburn Head Coach Bruce Pearl is in his 10th season on The Plains.

He has guided the Tigers to 179 wins in 10 seasons, the program's first-ever No. 1 ranking in both national polls and a memorable run to the NCAA Final Four in 2019.

The three-time SEC Coach of the Year's accomplishments also include two Southeastern Conference regular-

season championships, one SEC Tournament championship and four NCAA Tournament berths with the Tigers.

Pearl currently ranks No. 13 among active NCAA Division I coaches in career wins (641) and No. 8 all-time among winningest SEC coaches with 324 career victories at Auburn and Tennessee combined.

During the 2022-23 season, the Tigers continued to make history finishing the season with a 21-13 overall record - the 11th-most wins in program history. Auburn has now turned in 20-win seasons in five of the last six years and is the second-winningest program in the SEC in that span.

Auburn was ranked a program-best 32-consecutive weeks in The Associated Press Top 25 Poll and as high as No. 11 in the country during the season. It was one of 10 schools to be ranked in the AP Top 25 throughout the 2022 calendar year.

For the third-consecutive school year, the Tigers achieved a team GPA of 3.0 or higher and received the NABC Academic Excellence Award under Pearl.

Six Tigers have been drafted into the NBA and developed by Pearl and his coaching staff including All-Americans Jabari Smith (No. 3 overall in 2022) and Walker Kessler selected (No. 22 overall in 2022). Both are currently playing in the league along with Chuma Okeke (No. 16 overall in 2019), Isaac Okoro (No. 5 overall in 2020), JT Thor (No. 37 overall in 2021) and Sharife Cooper (No. 48 overall in 2021).

Pearl's teams have been just as successful off the court as Auburn has had 37 graduates since 2014 - the most in the SEC.

In 29 seasons as a head coach, he has guided his teams to the NCAA Tournament 21 times and a 641-258 (.713) winning record.

Pearl is the only head coach (football or men's basketball) in SEC history to lead two programs to a No. 1 national ranking (Auburn in 2022 and UT in 2008). Additionally, he is just one of three head coaches to take four programs (three at the Division I level) to the Sweet 16, joining Lon Kruger and Eddie Sutton.

Through the Bruce Pearl Family Foundation, he and his wife, Brandy, remain committed to giving back to those in Alabama, providing support to children and families facing challenging and life-altering illnesses through Children's Harbor.

In 2015-16, Pearl started AUTLIVE at Auburn to benefit patients in the state of Alabama in the fight against cancer. AUTLIVE also raises the awareness of cancer prevention and detection.

A native of Boston, Mass., Pearl graduated cum laude from Boston College in 1982 with a bachelor's degree in business administration. He is the proud father of four children, Jacqui, Steven, Leah and Michael, and enjoys spending time with his grandchildren.

CAREER HONORS

- Three-Time SEC Coach of the Year (2006, 2008 and 2022)
- Three-Time Horizon League Coach of the Year (2002, 2003 and 2005)
- Two-Time GLVC Coach of the Year (1993 and 1994)
- 2019 NCAA Final Four appearance
- 2009 Maccabi Games Gold Medalist (Team USA)
- 2008 Adolph Rupp Cup Award recipient
- 2006 Sporting News Coach of the Year
- 1995 NABC Division II Coach of the Year
- 1995 NCAA Division II National Championship

HEAD COACHING RECORD

Year	School	Record	Postseason
1992-93	Southern Indiana	22-7	NCAA Region 3rd Place
1993-94	Southern Indiana	28-4	NCAA Runner-Up
1994-95	Southern Indiana	29-4	NCAA Champions
1995-96	Southern Indiana	25-4	NCAA Sweet 16
1996-97	Southern Indiana	23-5	NCAA First Round
1997-98	Southern Indiana	27-6	NCAA Sweet 16
1998-99	Southern Indiana	26-6	NCAA Sweet 16
1999-00	Southern Indiana	25-6	NCAA Sweet 16
2000-01	Southern Indiana	26-4	NCAA First Round
Total		231-46	
2001-02	Milwaukee	16-13	-
2002-03	Milwaukee	24-8	NCAA First Round
2003-04	Milwaukee	20-11	NIT First Round
2004-05	Milwaukee	26-6	NCAA Sweet 16
Total		86-38	
2005-06	Tennessee	22-8	NCAA Second Round
2006-07	Tennessee	24-11	NCAA Sweet 16
2007-08	Tennessee	31-5	NCAA Sweet 16
2008-09	Tennessee	21-13	NCAA First Round
2009-10	Tennessee	28-9	NCAA Elite Eight
2010-11	Tennessee	19-15	-
Total		145-61	
2014-15	Auburn	15-20	-
2015-16	Auburn	11-20	-
2016-17	Auburn	6-14 #	-
2017-18	Auburn	26-8	NCAA Second Round
2018-19	Auburn	30-10	NCAA Final Four
2019-20	Auburn	25-6	(Canceled)
2020-21	Auburn	13-14	
2021-22	Auburn	26-6 %	NCAA Second Round
2022-23	Auburn	21-13	NCAA Second Round
2023-24	Auburn	6-2	
Total		179-113	
Career		641-258 (.713)	

Denotes vacated games by the NCAA during the 2016-17 season

% Two wins credited to assistant coaches/then-acting head coaches Wes Flanigan and Steven Pearl during the 2021-22 season

TOP PERFORMANCES UNDER PEARL AT AUBURN

MOST POINTS TEAM

- 119, vs. Northwestern State (Nov. 27, 2015)
119, vs. Winthrop (Nov. 24, 2017)
- 117, vs. Coastal Carolina (Dec. 15, 2016)
- 116, vs. CSUN (Nov. 15, 2019)
- 109, vs. UConn (Nov. 24, 2021)
- 109, at South Carolina (Jan. 23, 2021)

MOST POINTS INDIVIDUAL

- 34, Bryce Brown vs. Dayton (Dec. 8, 2018)
- 33, Samir Doughty vs. CSUN (Nov. 15, 2019)
- 32, Samir Doughty at Tennessee (Mar. 7, 2020)
- 31, Jabari Smith vs. Vanderbilt (Feb. 16, 2022)
31, Bryce Brown vs. Norfolk State (Nov. 10, 2017)
31, Mustapha Heron vs. Winthrop (Nov. 24, 2017)
31, Jared Harper at UAB (Dec. 15, 2018)
- 30, Johni Broome vs. Virginia Tech (Nov. 29, 2023)**

MOST REBOUNDS TEAM

- 66, vs. Mississippi College (Nov. 14, 2018)
- 60, at Arkansas [OT] (Feb. 8, 2022)
60, vs. Alabama (Feb. 12, 2020)
- 56, vs. Saint Joseph's (Nov. 26, 2020)
- 53, vs. Winthrop (Nov. 15, 2022)

MOST REBOUNDS INDIVIDUAL

- 19, Walker Kessler at Arkansas [OT] (Feb. 8, 2022)
19, Cinmeon Bowers at Middle Tennessee (Dec. 12, 2015)
- 18, Johni Broome vs. Georgia (Feb. 1, 2023)
18, Cinmeon Bowers vs. Alabama (Jan. 19, 2016)
18, Cinmeon Bowers vs. Ole Miss (Feb. 20, 2016)
- 17, Cinmeon Bowers vs. Milwaukee (Nov. 14, 2014)
17, Cinmeon Bowers vs. Winthrop (Dec. 17, 2014)
17, Cinmeon Bowers vs. Mississippi State (Jan. 21, 2015)
17, Horace Spencer vs. Mississippi College (Nov. 14, 2018)
17, Austin Wiley vs. Alabama (Feb. 12, 2020)

MOST 3-POINTERS TEAM

- 22, vs. South Alabama (Dec. 4, 2020)
- 21, vs. Coastal Carolina (Dec. 15, 2016)
- 18, vs. South Alabama (Nov. 6, 2018)
18, vs. LSU (Feb. 8, 2020)
- 17, vs. Northwestern State (Nov. 27, 2015)
17, vs. Vanderbilt (Feb. 3, 2018)
17, vs. Arkansas (Feb. 20, 2019)
17, vs. North Carolina (Mar. 29, 2019)
17, vs. CSUN (Nov. 15, 2019)

MOST 3-POINTERS INDIVIDUAL

- 9, Bryce Brown at Arkansas (Feb. 17, 2016)
- 8, Kareem Canty at Middle Tennessee (Dec. 12, 2015)
8, Bryce Brown vs. South Carolina (Mar. 3, 2018)
8, Samir Doughty at Tennessee (Mar. 7, 2020)
- 7, Jabari Smith vs. Vanderbilt (Feb. 16, 2022)
7, KT Harrell vs. Coastal Carolina (Dec. 5, 2014)
7, Bryce Brown at Ole Miss (Jan. 9, 2019)
7, Bryce Brown vs. Kansas (Mar. 23, 2019)
7, Justin Powell vs. South Alabama (Dec. 4, 2020)

MOST FT MADE TEAM

- 36, vs. Missouri (Jan. 26, 2021)
- 33, vs. UConn (Nov. 24, 2021)
33, vs. Kentucky (Feb. 1, 2020)
- 31, vs. Arkansas (Feb. 10, 2015)
31, at Arkansas - Feb. 27, 2018)

MOST FT MADE INDIVIDUAL

- 18, Sharife Cooper vs. Missouri (Jan. 26, 2021)
- 15, KT Harrell vs. Georgia (Mar. 3, 2015)
15, Jared Harper at UAB (Dec. 15, 2018)
- 14, Jared Harper vs. Ole Miss (Jan. 7, 2017)
14, Samir Doughty vs. Kentucky (Feb. 1, 2020)
- 12, Jabari Smith vs. UConn (Nov. 24, 2001)
12, Desean Murray vs. Ole Miss (Jan. 9, 2018)
12, Jared Harper vs. South Carolina (Mar. 15, 2019)

MOST FT ATTEMPTED TEAM

- 46, at Missouri (Feb. 15, 2020)
- 44, vs. Kentucky (Feb. 1, 2020)
44, vs. Missouri (Jan. 26, 2021)
- 43, vs. Saint Joseph's (Nov. 26, 2020)
- 42, vs. Eastern Kentucky (Nov. 17, 2016)
42, vs. Alabama (Jan. 21, 2017)

MOST FT ATTEMPTED INDIVIDUAL

- 21, Sharife Cooper vs. Missouri (Jan. 26, 2021)
- 18, Cinmeon Bowers vs. Missouri (Jan. 10, 2015)
18, KT Harrell vs. LSU (Mar. 13, 2015)
18, Austin Wiley vs. Alabama (Jan. 21, 2017)
- 17, Jared Harper vs. Ole Miss (Jan. 7, 2017)
- 16, Johni Broome vs. Houston (March 18, 2023)
16, K.D. Johnson vs. UConn (Nov. 24, 2021)
16, Cinmeon Bowers vs. LSU (Feb. 2, 2016)
16, Jared Harper at UAB (Dec. 15, 2018)

MOST ASSISTS TEAM

- 27, vs. CSUN (Nov. 15, 2019)
- 26, vs. Nebraska (Dec. 11, 2021)
- 25, vs. Indiana (Dec. 9, 2023)**
25, vs. Saint Peter's (Nov. 28, 2018)
- 24, vs. South Alabama (Nov. 6, 2018)
24, vs. South Alabama (Dec. 4, 2020)

MOST ASSISTS INDIVIDUAL

- 16, J'Von McCormick vs. CSUN (Nov. 15, 2019)
- 14, Jared Harper vs. Vanderbilt (Feb. 3, 2018)
- 13, Jared Harper vs. South Alabama (Nov. 6, 2018)
- 13, Jared Harper vs. North Carolina (Mar. 29, 2019)
- 12, Wendell Green Jr. at South Carolina (Jan. 21, 2023)

MOST STEALS TEAM

- 20, vs. North Florida (Dec. 29, 2018)
- 18, vs. Tennessee (Feb. 22, 2020)
- 16, vs. Nebraska (Dec. 11, 2021)
16, vs. Saint Peter's (Nov. 28, 2018)
- 14, vs. Texas Southern (Nov. 18, 2022)
14, vs. George Mason (Nov. 7, 2022)
14, vs. Georgia (Jan. 20, 2018)
14, vs. Alabama (Feb. 21, 2018)
14, vs. Mississippi College (Nov. 14, 2018)
14, vs. Florida (Mar. 16, 2019)
14, vs. Tennessee (Mar. 17, 2019)
14, vs. New Mexico (Nov. 25, 2019)

MOST STEALS INDIVIDUAL

- 5, Wendell Green Jr. at Mississippi State (March 2, 2022)
5, Walker Kessler vs. Nebraska (Dec. 11, 2021)
5, Zep Jasper vs. Nebraska (Dec. 11, 2021)
5, K.D. Johnson vs. Syracuse (Nov. 26, 2021)
5, K.D. Johnson vs. UConn (Nov. 24, 2021)
5, K.C. Ross-Miller vs. Oregon State (Nov. 26, 2014)
5, K.C. Ross-Miller vs. Middle Tennessee (Dec. 29, 2014)
5, Antoine Mason at LSU (Feb. 5, 2015)
5, Malik Dunbar vs. UNC Asheville (Dec. 4, 2018)
5, Chuma Okeke vs. Murray State (Dec. 22, 2018)
5, Chuma Okeke vs. North Florida (Dec. 29, 2018)
5, J'Von McCormick vs. Tennessee (Feb. 22, 2020)

MOST BLOCKS TEAM

- 14, vs. Texas A&M (Feb. 12, 2022)
14, vs. Yale (Dec. 4, 2021)
14, vs. LSU (Dec. 29, 2021)
14, at Georgia (Jan. 13, 2021)
14, vs. Missouri (Jan. 26, 2021)

MOST BLOCKS INDIVIDUAL

- 12, Walker Kessler vs. Texas A&M (Feb. 12, 2022)
- 11, Walker Kessler vs. LSU (Dec. 29, 2021)
- 9, Walker Kessler vs. Jacksonville State (Mar. 18, 2022)
- 8, Johni Broome vs. Saint Louis (Nov. 27, 2022)
8, Walker Kessler vs. Ole Miss (Feb. 23, 2022)
8, Walker Kessler vs. Alabama (Feb. 1, 2022)

ASSOCIATED PRESS POLL

RK	TEAM	RECORD	PTS
1	Arizona (62)	8-0	1574
2	Kansas	9-1	1461
3	Purdue	9-1	1424
4	Houston (1)	10-0	1416
5	UConn	9-1	1344
6	Baylor	9-0	1239
7	Marquette	8-2	1221
8	Creighton	8-1	1073
9	North Carolina	7-2	992
10	Gonzaga	7-2	860
11	Oklahoma	9-0	848
12	Tennessee	6-3	835
13	Clemson	9-0	746
14	Kentucky	7-2	677
15	Florida Atlantic	7-2	622
16	Illinois	7-2	589
17	Colorado State	9-1	522
18	BYU	8-1	503
19	Texas	7-2	451
20	James Madison	9-0	441
21	Duke	6-3	315
22	Virginia	8-1	300
23	Wisconsin	7-3	213
24	Miami	7-2	156
25	Northwestern	7-1	147

Others receiving votes: Colorado 116, Ole Miss 86, Texas A&M 58, **Auburn 57**, Memphis 56, Alabama 43, Utah 25, Iowa State 20, Ohio State 9, Providence 7, San Diego State 7, TCU 6, Nevada 5, South Carolina 3, Washington 2, New Mexico 2, Saint Joseph's 1, Kansas State 1, Grand Canyon 1, Dayton 1.

COACHES POLL

RK	TEAM	RECORD	PTS
1	Arizona (28)	8-0	796
2	Kansas (1)	9-1	739
3	Houston (3)	10-0	734
4	Purdue	9-1	712
5	UConn	9-1	675
6	Baylor	9-0	642
7	Marquette	8-2	614
8	Creighton	8-1	529
9	North Carolina	7-2	486
10	Tennessee	6-3	462
11	Clemson	9-0	426
12	Oklahoma	9-0	422
13	Gonzaga	7-2	418
14	Florida Atlantic	7-2	359
15	Kentucky	7-2	317
16	Illinois	7-2	288
17	BYU	8-1	261
18	Colorado State	9-1	238
19	Duke	6-3	194
20	James Madison	9-0	181
21	Virginia	8-1	160
22	Texas	7-2	148
23	Wisconsin	7-3	92
24	Miami	7-2	82
25	Ole Miss	9-0	79

Others receiving votes: Northwestern 68, Texas A&M 56, **Auburn 32**, Colorado 31, Alabama 30, Memphis 26, TCU 21, Iowa State 21, Ohio State 18, San Diego State 10, Princeton 8, USC 8, Grand Canyon 5, New Mexico 5, Utah 3, Cincinnati 2, Drake 1, Indiana 1.

LAST TIME TEAM


Defeated a ranked team at home _____ vs. #12 Tennessee (3/4/23)
 Defeated a ranked team on the road _____ at #24 Alabama (1/11/22)
 Defeated a ranked team at a neutral site _____ vs. #7 Kentucky (3/31/19)
 Defeated a top-10 team at home _____ vs. #5 Tennessee (3/9/19)
 Defeated a top-10 team on the road _____ at #8 Arkansas (1/23/93)
 Defeated a top-10 team at a neutral site _____ vs. #7 Kentucky (3/31/19)
 Won in overtime _____ at Mississippi State, 81-68 (OT) (3/2/22)
 Lost in overtime _____ at #2 Alabama, 90-85 (OT) (3/1/23)
 Won in double overtime _____ at Ole Miss, 83-82 (2OT) (1/28/20)
 Lost in double overtime _____ vs. #22 UConn, 115-109 (2OT) (11/24/21)
 Played back-to-back overtime games _____ at Arkansas, W 79-76 (OT) (2/5/20)
 _____ vs. LSU, W 91-90 (OT) (2/8/20)
 _____ vs. Alabama, W 95-91 (OT) (2/12/20)
 Played in three-straight overtime games _____ at Arkansas, W 79-76 (OT) (2/5/20)
 _____ vs. LSU, W 91-90 (OT) (2/8/20)
 _____ vs. Alabama, W 95-91 (OT) (2/12/20)
 Played at least three overtimes _____ vs. Georgia (SECT) (4OT) (3/1/79)
 Shot 70% for a half _____ 72.4% (21-29) at Washington (2nd) (12/21/22)
 Shot 70% for a half (SEC) _____ 70.8% (17-24) vs. Vanderbilt (2nd) (2/16/22)
 Shot 60% for a game _____ 61.8% (42-68) vs. Winthrop (11/24/17)
 Shot 60% for a game (SEC) _____ 61.1% (33-54) at Arkansas (2/17/16)
 Shot less than 30% for game _____ 23.6% (13-55) at Tennessee (2/4/23)
 Shot 100% from the FT line _____ 100% (6-6) vs. Long Beach State (12/23/11)
 Shot 60% from 3-point line _____ 60.0% (12-20) at #2 Alabama (3/1/23)
 Shot less than 30% in half _____ 28.6% (10-35) vs. Alabama (2nd) (2/11/23)
 Shot less than 20% in half _____ 16.7% (4-24) vs. #2 Houston (2nd) (3/18/23)
 Shot less than 10% in a half _____ 8.3% (2-24) vs. LSU (1st) (1/8/11)
 Attempted 50 free throws _____ 52 vs. Vanderbilt (2/6/54)
 Attempted 40 free throws _____ 41 vs. #22 UConn (11/24/21)
 Attempted 30 free throws in half _____ 30 vs. #12 Missouri (2nd) (1/26/21)
 Made 30 free throws _____ 33 vs. #22 UConn (11/24/21)
 Made 30 free throws (SEC) _____ 31 vs. Alabama (2/1/22)
Made at least 10 3-point field goals _____ 14 vs. Indiana (12/9/23)
 Made at least 15 3-point field goals _____ 15 vs. Arkansas (12/30/20)
 Failed to make 3-point field goal _____ vs. Kentucky (0-15) (1/19/13)
 Had at least 60 rebounds _____ 60 at Arkansas [OT] (2/8/22)
 Had at least 50 rebounds _____ 53 vs. Winthrop (11/15/22)
 Had less than 20 rebounds _____ 19 vs. Arkansas (3/9/23)
Had at least 25 assists _____ 25 vs. Indiana (12/9/23)
Had at least 20 assists _____ 20 vs. St. Bonaventure (11/17/23)
 Had at least 15 steals _____ 16 vs. Nebraska (12/11/21)
Had at least 10 blocks _____ 10 vs. #17 Baylor (11/7/23)
 Had at least 15 blocks _____ 17 vs. Nicholls State (11/25/11)
 Failed to make a blocked shot _____ 0 at #2 Alabama (3/1/23)
 Had at least 25 lead changes _____ 27 at Arkansas (1/16/13)
Scored 50 points in a half _____ 52 vs. Indiana (1st and 2nd) (12/9/23)
 Scored 50 points in a half (SEC) _____ 52 vs. Georgia (2nd) (2/1/23)
 Scored 60 points in a half _____ 66 vs. CSUN (1st) (11/15/19)
 Scored 60 points in a half (SEC) _____ 64 at Tennessee (2nd) (2/15/06)
 Scored 70 points in a half _____ 72 vs. Northwestern State (2nd) (11/27/15)
 Scored 100 points _____ 100 vs. Alabama (2/1/22)
 Scored 100 points (SEC) _____ 100 vs. Alabama (2/1/22)
 Scored under 20 points in 1st half _____ 19 at Tennessee (2/4/23),
 _____ vs. Northwestern (11/23/22), vs. Clemson (3/18/18)
 Scored under 20 points in 2nd half _____ 14 vs. Tulsa (11/24/14)
 Scored under 10 points in a half _____ 6 vs. LSU (1st) (1/8/11)
 Scored 35 or under points in a game _____ 35 vs. Tulsa (11/24/14)
 Scored under 50 points in game _____ 43 at Tennessee (2/4/23),
 _____ vs. Northwestern (11/23/22)
 Scored under 50 points in game (SEC) _____ 43 at Tennessee (2/4/23)

LAST TIME INDIVIDUAL

Scored at least 30 points	Johni Broome (30) vs. Virginia Tech (11/29/23)
Scored at least 35 points	Toney Douglas (38) vs. Nicholls State (11/24/04)
Scored at least 40 points	Wesley Person (44) vs. UAB (12/16/93)
Had two players with at least 20 points	Jaylin Williams (24) and Aden Holloway (24) vs. Indiana (12/9/23)
Had three players with at least 20 points	Samir Doughty (26), J'Von McCormick (23), Devan Cambridge (21) vs. LSU (2/8/20)
Had two players with 25 points	Bryce Brown (26), Jared Harper (25) vs. Xavier (OT) (11/19/18)
Had two players with 25 points (SEC)	Chris Denson (30), KT Harrell (26) vs. Mississippi State (2/14/14)
Scored 20 points in a half	Jabari Smith (20, 2nd) at Florida (2/19/22)
Scored 20 points in 1st half	Bryce Brown (20) at Texas A&M (1/16/19)
Scored 20 points in 2nd half	Jabari Smith (20, 2nd) at Florida (2/19/22)
Scored 25 points in a half	Bryce Brown (25, 2nd) vs. Kentucky (1/19/19)
A player had back-to-back 20-point games	Johni Broome (30) vs. Virginia Tech (11/29/23); (21) at Appalachian State (12/3/23)
A player three consecutive 20-point games	Jabari Smith (27) at Tennessee (2/26/22); (27) at Mississippi State [OT] (3/2/22) vs. South Carolina (3/5/22)
A player had back-to-back 20-point SEC games	Johni Broome (20) vs. Missouri (2/14/23); (20) at Vanderbilt (2/18/23)
A player had back-to-back 25-point SEC games	Jabari Smith (27) at Tennessee (2/26/22); (27) at Mississippi State [OT] (3/2/22)
A player had three straight 25-point SEC games	Chris Denson (29) at LSU (2/8/14); (26) vs. Kentucky (2/12/14); (30) vs. Mississippi State (2/15/14)
A player had four straight 25-point SEC games	Chris Denson (25) at South Carolina (2/5/14); (29) at LSU (2/8/14); (26) vs. Kentucky (2/12/14); (30) vs. Mississippi State (2/15/14)
A player had five straight 25-point SEC games	Keenan Carpenter (44) vs. LSU (1/8/89); (30) vs. Mississippi State (2/11/89); (33) at Florida (2/15/89); (32) at Ole Miss (2/18/89); (29) vs. Kentucky (2/20/89)
A player had back-to-back 20-point games off the bench	Jamal Johnson (21) at Arkansas (12/30/20); (20) at Texas A&M (1/2/21)
Zero players scored in double figures	at Vanderbilt (1/7/12)
Only one player scored in double figures	Jamal Johnson (18) at UCF (11/30/20)
Five players scored in double figures	Jaylin Williams (11), Johni Broome (15), Chris Moore (10), Aden Holloway (15) and Tre Donaldson (10) vs. Notre Dame (11/16/23)
Five players scored in double figures (SEC)	Wendell Green Jr. (23), Jabari Smith (17), Walker Kessler (14), K.D. Johnson (13), Allen Flanigan (10) vs. Alabama (2/1/22)
All five starters scored in double figures	Allen Flanigan (23), Devan Cambridge (15), Jamal Johnson (14), Jaylin Williams (13), JT Thor (10) vs. Tennessee (2/27/21)
Six players scored in double figures	J. Williams (24), A. Holloway (24), K. Johnson (14), D. Jones (12), C. Baker-Mazara (11) and T. Donaldson (10) vs. Indiana (12/9/23)
Six players scored in double figures (SEC)	J. Smith (12), W. Kessler (15), K.D. Johnson (12), A. Flanigan (10), W. Green Jr. (12), J. Williams (13) vs. Georgia (1/19/22)
Had at least 15 rebounds	Johni Broome (18) vs. Georgia (2/1/23)
Had at least 15 rebounds (SEC)	Johni Broome (18) vs. Georgia (2/1/23)
Had at least 20 rebounds	Kelvin Ardister (20) vs. Tennessee (1/4/89)
Had at least 25 rebounds	Rex Frederick (25) at Ole Miss (1/6/58)
Had at least 20 pts & 20 reb	Kelvin Ardister (22 pts, 20 reb) vs. Tennessee (1/4/89)
Had at least 30 pts & 10 reb	Johni Broome (30 pts, 13 reb) vs. Virginia Tech (11/29/23)
Had two players with at least 10 rebounds	Johni Broome (11); Chaney Johnson (11) vs. Southeastern Louisiana (11/10/23)
Had at least three players with 10 rebounds	Korvotney Barber (13), Quantez Robertson (10), Lucas Hargrove (10) at Virginia (12/20/08)
Had a double-double	Johni Broome (30 pts, 13 reb) vs. Virginia Tech (11/29/23)
Had a double-double before halftime	Johni Broome (13 pts, 12 reb) vs. Georgia (2/1/23)
Had two straight double-doubles	Johni Broome (16 pts, 11 reb) vs. #17 Baylor (11/7/23); (18 pts, 11 reb) vs. SE Louisiana (11/10/23)
Had three straight double-doubles	Johni Broome (14 pts, 11 reb) vs. Florida (12/28/22); (22 pts, 12 reb) at Georgia (1/4/23); (10 pts, 10 reb) vs. Arkansas (1/7/23)
Had four straight double-doubles	Johni Broome (14 pts, 11 reb) vs. Florida (12/28/22); (22 pts, 12 reb) at Georgia (1/4/23); (10 pts, 10 reb) vs. Arkansas (1/7/23); (19 pts, 11 reb) at Ole Miss (1/10/23)
Had five straight double-doubles	Jeff Moore (26 pts, 11 reb) vs. Ole Miss (3/2/88); (20 pts, 11 reb) at LSU (3/5/88); (22 pts, 11 reb) vs. Georgia (3/11/88); (13 pts, 13 reb) vs. Bradley (3/17/88); (22 pts, 11 reb) vs. Oklahoma (3/19/88)
Had two players with a double-double	Johni Broome (19 pts, 12 reb); Allen Flanigan (10 pts, 10 reb) vs. Iowa (3/16/23)
Had a double-double with points and assists	Wendell Green Jr. (16 pts, 12 ast) at South Carolina (1/21/23)
Had a triple-double	Walker Kessler (12 pts, 11 reb, 12 blks) vs. Texas A&M (2/12/22)
Had 10 assists	Wendell Green Jr. (12) at South Carolina (1/21/23)
Had 15 assists	J'Von McCormick (16) vs. CSUN (11/15/19)
Had two players with at least five blocks	Devan Cambridge (5) and Jaylin Williams (5) at Georgia (1/13/21)
Had 10 blocks	Walker Kessler (11) vs. LSU (12/29/21)
Had five steals	Zep Jasper (5), Walker Kessler (5) vs. Nebraska (12/11/21)
Had five steals (SEC)	J'Von McCormick (5) vs. Tennessee (2/22/20)
Made 25-straight free throws	Wendell Green Jr. (34) (2/22/23-3/16/23)
Hit buzzer-beater shot to win a game	T.J. Dunans vs. Mercer (3-pt FG, 76-74) (12/18/16)
Played more than 40 minutes	Samir Doughty (41) vs. Alabama (OT) (2/12/20)

O

K.D. JOHNSON
 G | 6-0 | 190 | Sr.
 Atlanta, Ga.
 (Hargrave Military Academy (Va.))



SEASON SUPERLATIVES

Points: 14 vs. Indiana (12/9/23)
Field Goals Made: 5 vs. Indiana (12/9/23)
Field Goals Attempted: 9 vs. Indiana (12/9/23), vs. SE Louisiana (11/10/23)
3-Point Field Goals Made: 2 vs. Southeastern Louisiana (11/10/23)
3-Point Field Goals Attempted: 5 vs. Southeastern Louisiana (11/10/23)
Free Throws Made: 6 vs. Notre Dame (11/16/23)
Free Throws Attempted: 7 vs. Notre Dame (11/16/23)
Rebounds: 3 vs. Notre Dame (11/16/23)
Assists: 3 (three times)
Blocks: 2 vs. St. Bonaventure (11/17/23)
Steals: 1 (six times)
Minutes Played: 22 vs. Notre Dame (11/16/23)
Double-Figure Games: 2
20-Point Games: None
10-Rebound Games: None
5-Steal Games: None
Double-Doubles: None
Dunks: 1

CAREER SUPERLATIVES

Points: 27 vs. UConn (11/24/21)
Field Goals Made: 9 at Tennessee (2/10/21), vs. Auburn (1/13/21)
Field Goals Attempted: 22 at Georgia (2/5/22)
3-Point Field Goals Made: 4 (five times)
3-Point Field Goals Attempted: 9 vs. George Mason (11/7/22)
Free Throws Made: 11 vs. UConn (11/24/21)
Free Throws Attempted: 16 vs. UConn (11/24/21)
Rebounds: 8 at Alabama (1/11/22)
Assists: 7 vs. Jacksonville State (3/18/22)
Blocks: 2 vs. St. Bonaventure (11/17/23), vs. Auburn (1/13/21)
Steals: 5 vs. UConn (11/24/21), vs. Syracuse (11/26/21)
Minutes Played: 37 vs. UConn (11/24/21)
Double-Figure Games: 53
20-Point Games: 9
10-Rebound Games: None
5-Steal Games: 2
Double-Doubles: None
Dunks: 7

CAREER HONORS

- 2022-23 Preseason All-SEC Second Team
- 2020-21 SEC All-Freshman Team
- SEC Freshman of the Week (Jan. 18, 2021)

2023-24 GAME-BY-GAME STATISTICS

Opponent	GS	Min.	FG-A	3FG-A	FT-A	O-D-T	PF	A	TO	BLK	STL	PTS
vs. Baylor	16	3-5	0-1	0-0	0-0-0	4	0	1	0	1	6	
SE Louisiana	19	4-9	2-5	3-3	0-2-2	2	3	0	0	0	13	
vs. Notre Dame	22	1-6	0-2	6-7	0-3-3	2	0	1	0	1	8	
vs. St. Bonaventure	18	4-7	1-4	0-0	0-0-0	2	3	0	2	1	9	
Alabama A&M	11	2-4	1-3	1-2	0-2-2	3	1	1	1	0	6	
Virginia Tech	12	1-6	0-3	0-0	0-2-2	6	0	1	0	1	2	
at App State	8	0-3	0-3	0-0	1-1-2	1	1	0	0	1	0	
vs. Indiana	19	5-9	1-2	3-3	0-2-2	3	3	0	0	1	14	
vs. UNC Asheville												
USC												
Alabama State												
Chattanooga												
Penn												
at Arkansas												
Texas A&M												
LSU												
at Vanderbilt												
Ole Miss												
at Alabama												
at Mississippi St.												
Vanderbilt												
at Ole Miss												
Alabama												
at Florida												
South Carolina												
Kentucky												
at Georgia												
at Tennessee												
Mississippi State												
at Missouri												
Georgia												


JOHNSON'S CAREER STATISTICS

SEASON	TEAM	GP-GS	MIN/AVG	Field Goals		3-Point		F-Throws		Rebounds				Scoring						
				FG-FGA	FG%	3FG-3FGA	3FG%	FT-FTA	FT%	OFF	DEF	TOT	AVG	PF-FO	A	TO	BLK	STL	PTS	AVG
2020-21	UGa	16-0	362/22.6	68-161	.422	24-62	.387	56-91	.615	11	33	44	2.8	45-0	19	34	3	29	216	13.5
2021-22	AUB	34-31	941/27.7	133-345	.386	45-155	.290	106-147	.721	19	78	97	2.9	87-0	53	62	2	64	417	12.3
2022-23	AUB	33-0	722/21.9	90-236	.381	36-108	.333	77-111	.694	15	48	63	1.9	76-0	43	50	1	36	293	8.9
2023-24	AUB	8-0	127/15.9	20-49	.408	5-23	.217	13-15	.867	1	12	13	1.6	23-1	11	5	3	8	58	7.3
TOTAL FOR AUB		75-31	1791/23.9	243-630	.386	86-286	.301	196-273	.718	35	138	173	2.3	186-1	107	117	6	108	768	10.2
TOTAL		91-31	2152/23.7	311-791	.393	110-348	.316	252-364	.692	46	171	217	2.4	231-1	126	151	9	137	984	10.8

1

ADEN HOLLOWAY

G | 6-1 | 178 | Fr.
Charlotte, N.C.
(Prolific Prep)



SEASON SUPERLATIVES

Points: 24 vs. Indiana (12/9/23)
Field Goals Made: 7 vs. Indiana (12/9/23)
Field Goals Attempted: 15 vs. Baylor (11/7/23)
3-Point Field Goals Made: 5 vs. Indiana (12/9/23)
3-Point Field Goals Attempted: 8 (three times)
Free Throws Made: 5 vs. Indiana (12/9/23), vs. Alabama A&M (11/21/23)
Free Throws Attempted: 7 vs. Alabama A&M (11/21/23)
Rebounds: 3 vs. Baylor (11/7/23)
Assists: 6 vs. Baylor (11/7/23)
Blocks: 1 vs. Baylor (11/7/23)
Steals: 3 vs. Virginia Tech (11/29/23)
Minutes Played: 26 at Appalachian State (12/3/23), vs. Baylor (11/7/23)
Double-Figure Games: 5
20-Point Games: None
10-Rebound Games: None
10-Assist Games: None
5-Steal Games: None
Double-Doubles: None
Dunks: None

CAREER SUPERLATIVES

Points: 24 vs. Indiana (12/9/23)
Field Goals Made: 7 vs. Indiana (12/9/23)
Field Goals Attempted: 15 vs. Baylor (11/7/23)
3-Point Field Goals Made: 5 vs. Indiana (12/9/23)
3-Point Field Goals Attempted: 8 (three times)
Free Throws Made: 5 vs. Indiana (12/9/23), vs. Alabama A&M (11/21/23)
Free Throws Attempted: 7 vs. Alabama A&M (11/21/23)
Rebounds: 3 vs. Baylor (11/7/23)
Assists: 6 vs. Baylor (11/7/23)
Blocks: 1 vs. Baylor (11/7/23)
Steals: 3 vs. Virginia Tech (11/29/23)
Minutes Played: 26 at Appalachian State (12/3/23), vs. Baylor (11/7/23)
Double-Figure Games: 5
20-Point Games: None
10-Rebound Games: None
10-Assist Games: None
5-Steal Games: None
Double-Doubles: None
Dunks: None

CAREER HONORS

- Two-Time SEC Freshman of the Week (11/13/23 and 12/11/23)
- 2023 McDonald's High School All-American

2023-24 GAME-BY-GAME STATISTICS

Opponent	GS	Min.	FG-A	3FG-A	FT-A	O-D-T	PF	A	TO	BLK	STL	PTS
vs. Baylor		26	6-15	4-8	3-5	0-3-3	0	6	3	1	0	19
SE Louisiana		22	4-10	3-8	0-0	0-0-0	2	3	0	0	0	11
vs. Notre Dame	*	22	5-9	4-5	1-1	1-0-1	1	5	2	0	0	15
vs. St. Bonaventure*		24	2-10	2-7	2-2	0-0-0	2	3	2	0	0	8
Alabama A&M	*	22	3-9	2-7	5-7	0-1-1	1	2	0	0	0	13
Virginia Tech	*	22	0-7	0-2	0-0	0-1-1	2	2	1	0	3	0
at App State	*	26	2-10	0-6	4-5	0-0-0	3	2	1	0	0	8
vs. Indiana	*	22	7-11	5-8	5-5	0-1-1	2	2	0	0	0	24
vs. UNC Asheville												
USC												
Alabama State												
Chattanooga												
Penn												
at Arkansas												
Texas A&M												
LSU												
at Vanderbilt												
Ole Miss												
at Alabama												
at Mississippi St.												
Vanderbilt												
at Ole Miss												
Alabama												
at Florida												
South Carolina												
Kentucky												
at Georgia												
at Tennessee												
Mississippi State												
at Missouri												
Georgia												

HOLLOWAY'S CAREER STATISTICS

SEASON	TEAM	GP-GS	MIN/AVG	Field Goals		3-Point		F-Throws		Rebounds				Scoring						
				FG-FGA	FG%	3FG-3FGA	3FG%	FT-FTA	FT%	OFF	DEF	TOT	AVG	PF-FO	A	TO	BLK	STL	PTS	AVG
2023-24	AUB	8-6	186/23.3	29-81	.358	20-51	.392	20-25	.800	1	6	7	0.9	13-0	25	9	1	3	98	12.3
TOTAL		8-6	186/23.3	29-81	.358	20-51	.392	20-25	.800	1	6	7	0.9	13-0	25	9	1	3	98	12.3

2

JAYLIN WILLIAMS

F | 6-8 | 245 | Gr.
Nahunta, Ga.
(Brantley County HS)



SEASON SUPERLATIVES

Points: 24 vs. Indiana (12/9/23)
Field Goals Made: 8 vs. Indiana (12/9/23)
Field Goals Attempted: 14 vs. Indiana (12/9/23)
3-Point Field Goals Made:
 2 vs. Indiana (12/9/23), vs. Southeastern Louisiana (11/10/23)
3-Point Field Goals Attempted: 5 vs. Southeastern Louisiana (11/10/23)
Free Throws Made: 6 vs. Indiana (12/9/23)
Free Throws Attempted: 9 vs. Indiana (12/9/23)
Rebounds: 10 vs. St. Bonaventure (11/17/23)
Assists: 7 vs. Indiana (12/9/23)
Blocks: 2 vs. Notre Dame (11/16/23), vs. Southeastern Louisiana (11/10/23)
Steals: 3 vs. Alabama A&M (11/21/23)
Minutes Played: 29 vs. Indiana (12/9/23)
Double-Figure Games: 4
20-Point Games: 1
10-Rebound Games: 1
5-Steal Games: None
Double-Doubles: 1
Dunks: 7

CAREER SUPERLATIVES

Points: 24 vs. Indiana (12/9/23), at Ole Miss (1/6/21)
Field Goals Made: 9 vs. Georgia (2/2/21)
Field Goals Attempted: 15 vs. Mississippi State (1/14/23)
3-Point Field Goals Made: 6 at Ole Miss (1/6/21)
3-Point Field Goals Attempted: 10 at Ole Miss (1/6/21)
Free Throws Made: 8 vs. Tennessee (2/27/21)
Free Throws Attempted: 10 vs. Tennessee (2/27/21)
Rebounds: 11 vs. Texas A&M (2/12/22), vs. Saint Joseph's (11/26/20)
Assists: 8 vs. Memphis (12/12/20)
Blocks: 5 at Georgia (1/13/21)
Steals: 4 vs. Texas Southern (11/18/22)
Minutes Played: 37 vs. Saint Joseph's (11/26/20)
Double-Figure Games: 46
20-Point Games: 5
10-Rebound Games: 4
Double-Doubles: 2
Dunks: 52

CAREER HONORS

- SEC Player of the Week (12/11/13)
- 2023 Legends Classic All-Tournament Team
- Three-Time SEC Academic Honor Roll (2020-21, 2021-22 and 2022-23)
- 2022-23 SEC Community Service Team
- 2022 Cancun Challenge Tournament MVP (Riviera Division)
- 2022 Cancun Challenge All-Tournament Team (Riviera Division)

2023-24 GAME-BY-GAME STATISTICS

Opponent	GS	Min.	FG-A	3FG-A	FT-A	O-D-T	PF	A	TO	BLK	STL	PTS
vs. Baylor	*	26	2-6	0-1	0-0	2-4-6	1	1	2	1	0	4
SE Louisiana	*	21	2-7	2-5	3-4	2-1-3	1	2	1	2	1	9
vs. Notre Dame	*	22	5-9	1-3	0-0	1-6-7	0	2	1	2	0	11
vs. St. Bonaventure*		22	4-6	0-1	3-3	3-7-10	2	1	2	0	1	11
Alabama A&M	*	18	3-4	1-2	3-4	1-5-6	0	1	0	1	3	10
Virginia Tech	*	13	1-4	0-1	1-1	2-3-5	4	2	1	0	2	3
at App State	*	22	3-5	0-1	0-1	0-3-3	2	0	1	0	0	6
vs. Indiana	*	29	8-14	2-4	6-9	2-4-6	3	7	0	1	1	24
vs. UNC Asheville												
USC												
Alabama State												
Chattanooga												
Penn												
at Arkansas												
Texas A&M												
LSU												
at Vanderbilt												
Ole Miss												
at Alabama												
at Mississippi St.												
Vanderbilt												
at Ole Miss												
Alabama												
at Florida												
South Carolina												
Kentucky												
at Georgia												
at Tennessee												
Mississippi State												
at Missouri												
Georgia												

WILLIAMS' CAREER STATISTICS

SEASON	TEAM	GP-GS	MIN/AVG	Field Goals		3-Point		F-Throws		Rebounds				Scoring						
				FG-FGA	FG%	3FG-3FGA	3FG%	FT-FTA	FT%	OFF	DEF	TOT	AVG	PF-FO	A	TO	BLK	STL	PTS	AVG
2019-20	AUB	14-0	100/7.1	15-28	.536	1-9	.111	3-3	1.000	8	17	25	1.8	12-0	6	6	5	6	34	2.4
2020-21	AUB	27-27	713/26.4	116-224	.518	32-94	.340	31-49	.633	36	91	127	4.7	66-0	54	49	39	18	295	10.9
2021-22	AUB	33-0	462/14.0	72-151	.477	15-51	.294	27-33	.818	33	55	88	2.7	57-1	27	30	16	8	186	5.6
2022-23	AUB	33-33	918/27.8	136-292	.466	40-113	.354	56-73	.767	41	113	154	4.7	78-2	74	39	25	35	368	11.2
2023-24	AUB	8-8	175/21.8	28-55	.509	6-18	.333	16-22	.727	13	33	46	5.8	13-0	16	8	7	8	78	9.8
TOTAL		115-68	2368/20.6	367-750	.489	94-285	.330	133-180	.739	131	309	440	3.8	226-3	177	132	92	75	961	8.4

3

TRE DONALDSON

G | 6-3 | 200 | So.

Tallahassee, Fla.

(Florida State Univ. School)



SEASON SUPERLATIVES

Points: 12 at Appalachian State (12/3/23)
Field Goals Made: 5 at Appalachian State (12/3/23)
FG Attempted: 12 at Appalachian State (12/3/23)
3-Point Field Goals Made: 2 (three times)
3-Point Field Goals Attempted: 5 at Appalachian State (12/3/23)
Free Throws Made: 2 vs. Alabama A&M (11/21/23), vs. Baylor (11/7/23)
Free Throws Attempted: 2 vs. Alabama A&M (11/21/23), vs. Baylor (11/7/23)
Rebounds: 7 vs. Indiana (12/9/23)
Assists: 5 at Appalachian State (12/3/23), vs. Notre Dame (11/16/23)
Blocks: None
Steals: 2 vs. Indiana (12/9/23)
Minutes Played: 23 at Appalachian State (12/3/23)
Double-Figure Games: 3
20-Point Games: None
10-Rebound Games: None
5-Steal Games: None
Double-Doubles: None
Dunks: None

CAREER SUPERLATIVES

Points: 12 at Appalachian State (12/3/23), at USC (12/18/22)
Field Goals Made: 5 at Appalachian State (12/3/23)
Field Goals Attempted: 12 at Appalachian State (12/3/23)
3-Point Field Goals Made: 3 vs. Iowa (3/16/23)
3-Point Field Goals Attempted: 5 at Appalachian State (12/3/23)
Free Throws Made: 2 (five times)
Free Throws Attempted: 3 at USC (12/18/22)
Rebounds: 7 vs. Indiana (12/9/23)
Assists: 7 at Washington (12/21/22)
Blocks: 1 vs. Houston (3/18/23)
Steals: 4 at USC (12/18/22)
Minutes Played: 23 at Appalachian State (12/3/23)
Double-Figure Games: 5
20-Point Games: None
10-Rebound Games: None
Double-Doubles: None
Dunks: 2

CAREER HONORS

• 2022-23 First-Year SEC Academic Honor Roll

2023-24 GAME-BY-GAME STATISTICS

Opponent	GS	Min.	FG-A	3FG-A	FT-A	O-D-T	PF	A	TO	BLK	STL	PTS
vs. Baylor	*	14	2-3	0-1	2-2	0-3-3	4	1	4	0	0	6
SE Louisiana	*	18	1-4	1-2	0-0	0-3-3	2	4	1	0	0	3
vs. Notre Dame		16	4-6	2-4	0-0	0-1-1	2	5	0	0	1	10
vs. St. Bonaventure		16	1-2	1-2	0-0	0-0-0	0	3	3	0	0	3
Alabama A&M	*	21	2-5	0-1	2-2	1-2-3	1	3	3	0	0	6
Virginia Tech		18	4-6	1-1	0-0	2-0-2	0	3	0	0	1	9
at App State		23	5-12	2-5	0-0	2-1-3	1	5	2	0	1	12
vs. Indiana		18	4-7	2-4	0-0	0-7-7	1	3	0	0	2	10
vs. UNC Asheville												
USC												
Alabama State												
Chattanooga												
Penn												
at Arkansas												
Texas A&M												
LSU												
at Vanderbilt												
Ole Miss												
at Alabama												
at Mississippi St.												
Vanderbilt												
at Ole Miss												
Alabama												
at Florida												
South Carolina												
Kentucky												
at Georgia												
at Tennessee												
Mississippi State												
at Missouri												
Georgia												

DONALDSON'S CAREER STATISTICS

SEASON	TEAM	GP-GS	MIN/AVG	Field Goals			3-Point			F-Throws		Rebounds				Scoring				
				FG-FGA	FG%	3FG-3FGA	3FG%	FT-FTA	FT%	OFF	DEF	TOT	AVG	PF-FO	A	TO	BLK	STL	PTS	AVG
2022-23	AUB	32-0	337/10.5	28-73	.384	13-32	.406	11-20	.550	3	43	46	1.4	32-1	39	19	1	21	80	2.5
2023-24	AUB	8-3	145/18.2	23-45	.511	9-20	.450	4-4	1.000	5	17	22	2.8	11-0	27	13	0	5	59	7.4
TOTAL		40-3	482/12.0	51-118	.432	22-52	.423	15-24	.625	8	60	68	1.7	43-1	66	32	1	26	139	3.5

4

JOHNI BROOME

F/C | 6-10 | 240 | Jr.
Plant City, Fla.
(Morehead State)



SEASON SUPERLATIVES

Points: 30 vs. Virginia Tech (11/29/23)
Field Goals Made: 11 vs. Virginia Tech (11/29/23)
Field Goals Attempted: 19 vs. Virginia Tech (11/29/23)
3-Point Field Goals Made: 2 vs. Baylor (11/7/23)
3-Point Field Goals Attempted:
 3 at Appalachian State (12/3/23), vs. Baylor (11/7/23)
Free Throws Made: 8 vs. Virginia Tech (11/29/23)
Free Throws Attempted: 13 vs. Virginia Tech (11/29/23)
Rebounds: 13 at Appalachian State (12/3/23), vs. Virginia Tech (11/29/23)
Assists: 4 vs. Notre Dame (11/16/23)
Blocks: 3 vs. Virginia Tech (11/29/23)
Steals: 2 vs. Indiana (12/9/23)
Minutes Played: 27 at Appalachian State (12/3/23)
Double-Figure Games: 7
30-Point Games: 1
20-Point Games: 1
10-Rebound Games: 4
5-Steal Games: None
Double-Doubles: 5
Dunks: 7

CAREER SUPERLATIVES

Points: 32 vs. Murray State (3/5/22)
Field Goals Made: 13 vs. Murray State (3/5/22)
Field Goals Attempted: 21 at Xavier (12/15/21)
3-Point Field Goals Made: 2 (three times)
3-Point Field Goals Attempted: 5 at Georgia (1/4/23)
Free Throws Made: 9 vs. Presbyterian (12/6/21)
Free Throws Attempted: 16 vs. Houston (3/18/23)
Rebounds: 18 vs. Georgia (2/1/23), vs. Belmont (1/20/22)
Assists: 5 (three times)
Blocks: 12 vs. UT Martin (2/16/22)
Steals: 4 vs. Colgate (12/2/22)
Minutes Played: 37 at Murray State (1/29/22)
Double-Figure Games: 90
30-Point Games: 2
20-Point Games: 23
10-Rebound Games: 50
Double-Doubles: 50
Dunks: 76

CAREER HONORS

- 2023 Legends Classic MVP and All-Tournament Team
- 2023-24 Naismith Trophy Player of the Year Watch List
- 2023-24 Preseason All-SEC First Team (Coaches and Media)
- 2023-24 Kareem Abdul-Jabbar Center of the Year Award Watch List
- 2022-23 All-SEC Second Team
- 2022-23 USBWA All-District IV Team
- 2022 Cancun Challenge All-Tournament Team (Riviera Division)
- 2022-23 First-Year SEC Academic Honor Roll
- 2023 NABC Honors Court
- Two-Time NABC All-District 18 First Team (2020-21 and 2021-22)
- 2021-22 Ohio Valley Conference Defensive Player of the Year
- 2020-21 OVC Freshman of the Year
- Two-Time All-OVC First Team (2020-21 and 2021-22)
- Two-Time OVC All-Tournament Team (2020-21 and 2021-22)

2023-24 GAME-BY-GAME STATISTICS

Opponent	GS	Min.	FG-A	3FG-A	FT-A	O-D-T	PF	A	TO	BLK	STL	PTS
vs. Baylor	*	25	4-10	2-3	6-10	5-6-11	6	2	1	1	0	16
SE Louisiana	*	24	7-12	1-1	3-3	2-9-11	4	2	2	2	1	18
vs. Notre Dame	*	19	7-11	1-2	0-1	2-4-6	4	4	3	1	0	15
vs. St. Bonaventure*		21	7-11	0-2	4-11	1-4-5	3	1	2	0	0	18
Alabama A&M	*	21	3-7	0-2	4-6	2-3-5	2	2	2	0	1	10
Virginia Tech	*	26	11-19	0-2	8-13	7-6-13	1	0	2	3	1	30
at App State	*	27	10-16	0-3	1-7	4-9-13	2	1	2	2	0	21
vs. Indiana	*	21	1-6	0-1	0-0	2-5-7	4	3	1	2	2	2
vs. UNC Asheville												
USC												
Alabama State												
Chattanooga												
Penn												
at Arkansas												
Texas A&M												
LSU												
at Vanderbilt												
Ole Miss												
at Alabama												
at Mississippi St.												
Vanderbilt												
at Ole Miss												
Alabama												
at Florida												
South Carolina												
Kentucky												
at Georgia												
at Tennessee												
Mississippi State												
at Missouri												
Georgia												

BROOME'S CAREER STATISTICS

SEASON	TEAM	Field Goals			3-Point		F-Throws		Rebounds				Scoring							
		GP-GS	MIN/AVG	FG-FGA	FG%	3FG-3FGA	3FG%	FT-FTA	FT%	OFF	DEF	TOT	AVG	PF-FO	A	TO	BLK	STL	PTS	AVG
2020-21	More	30-27	776/25.9	172-302	.570	0-0	.000	68-110	.618	91	179	270	9.0	61-0	20	57	56	18	412	13.7
2021-22	More	34-34	961/28.3	244-440	.555	0-5	.000	84-132	.636	112	246	358	10.5	84-1	41	81	131	24	572	16.8
2022-23	AUB	33-33	875/26.5	194-368	.527	9-31	.290	70-125	.560	96	181	277	8.4	99-4	44	57	78	29	467	14.2
2023-24	AUB	8-7	185/23.2	50-92	.543	4-16	.250	26-51	.510	25	46	71	8.9	26-1	15	15	11	5	130	16.3
TOTAL FOR AUB		41-40	1060/25.9	244-460	.530	13-47	.277	96-176	.545	121	227	348	8.5	125-5	59	72	89	34	597	14.6
TOTAL		105-101	2797/26.6	660-1202	.549	13-52	.250	248-418	.593	324	652	976	9.3	270-6	120	210	276	76	1581	15.1

5

CHRIS MOORE

F | 6-6 | 220 | Sr.
West Memphis, Ark.
(West Memphis HS)

SEASON SUPERLATIVES

Points: 10 vs. Notre Dame (11/16/23)
Field Goals Made: 3 vs. Notre Dame (11/16/23)
Field Goals Attempted: 4 vs. Notre Dame (11/16/23), vs. Baylor (11/7/23)
3-Point Field Goals Made: 1 vs. Notre Dame (11/16/23)
3-Point Field Goals Attempted: 1 (six times)
Free Throws Made: 3 vs. Notre Dame (11/16/23)
Free Throws Attempted: 4 vs. Notre Dame (11/16/23)
Rebounds: 5 vs. Alabama A&M (11/21/23)
Assists: 2 (three times)
Blocks: 2 vs. Baylor (11/7/23)
Steals: None
Minutes Played: 23 vs. Alabama A&M (11/21/23), vs. Baylor (11/7/23)
Double-Figure Games: 1
20-Point Games: None
10-Rebound Games: None
5-Steal Games: None
Double-Doubles: None
Dunks: None

CAREER SUPERLATIVES

Points: 16 vs. ULM (11/12/21)
Field Goals Made: 5 at Washington (12/21/22), vs. ULM (11/12/21)
Field Goals Attempted: 9 vs. ULM (11/12/21)
3-Point Field Goals Made:
 3 vs. Texas Southern (11/18/22), vs. Missouri (1/26/21)
3-Point Field Goals Attempted:
 4 vs. Georgia (2/1/23), vs. Texas Southern (11/18/22)
Free Throws Made: 6 vs. ULM (11/12/21)
Free Throws Attempted: 6 at USC (12/18/22), vs. ULM (11/12/21)
Rebounds: 7 vs. Texas Southern (11/18/22)
Assists: 4 vs. Missouri (2/14/23)
Blocks: 2 vs. Baylor (11/7/23), vs. Yale (12/4/21)
Steals: 3 vs. Florida (12/28/22), vs. Troy (12/19/20)
Minutes Played: 25 at Alabama (3/1/23), vs. Florida (12/28/22)
Double-Figure Games: 6
20-Point Games: None
10-Rebound Games: None
Double-Doubles: None
Dunks: 8

2023-24 GAME-BY-GAME STATISTICS

Opponent	GS	Min.	FG-A	3FG-A	FT-A	O-D-T	PF	A	TO	BLK	STL	PTS
vs. Baylor	*	23	2-4	0-0	0-0	0-2-2	4	1	0	2	0	4
SE Louisiana	*	12	1-2	0-1	0-0	1-1-2	0	1	1	1	0	2
vs. Notre Dame	*	22	3-4	1-1	3-4	3-1-4	0	2	0	0	0	10
vs. St. Bonaventure*		20	1-3	0-1	1-1	1-2-3	0	2	2	0	0	3
Alabama A&M	*	23	0-1	0-1	0-0	1-4-5	2	2	0	1	0	0
Virginia Tech	*	20	0-2	0-1	0-2	1-0-1	2	0	1	1	0	0
at App State	*	13	0-0	0-0	2-2	2-0-2	1	1	2	0	0	2
vs. Indiana	*	11	1-3	0-1	0-0	0-2-2	1	0	0	0	0	2
vs. UNC Asheville												
USC												
Alabama State												
Chattanooga												
Penn												
at Arkansas												
Texas A&M												
LSU												
at Vanderbilt												
Ole Miss												
at Alabama												
at Mississippi St.												
Vanderbilt												
at Ole Miss												
Alabama												
at Florida												
South Carolina												
Kentucky												
at Georgia												
at Tennessee												
Mississippi State												
at Missouri												
Georgia												

MOORE'S CAREER STATISTICS

SEASON	TEAM	GP-GS	MIN/AVG	Field Goals		3-Point		F-Throws		Rebounds				Scoring						
				FG-FGA	FG%	3FG-3FGA	3FG%	FT-FTA	FT%	OFF	DEF	TOT	AVG	PF-FO	A	TO	BLK	STL	PTS	AVG
2020-21	AUB	25-0	281/11.3	27-48	.563	6-15	.400	11-19	.579	28	23	51	2.0	28-0	12	18	6	8	71	2.8
2021-22	AUB	25-0	185/7.4	16-37	.432	0-5	.000	10-15	.667	20	15	35	1.4	19-0	6	15	4	8	42	1.7
2022-23	AUB	31-16	448/14.5	37-75	.493	9-22	.409	25-35	.714	36	30	66	2.1	47-0	19	21	9	15	108	3.5
2023-24	AUB	8-8	147/18.4	8-19	.421	1-6	.167	6-9	.667	9	12	21	2.6	10-0	9	6	5	0	23	2.9
TOTAL		89-24	1062/11.9	88-179	.492	16-48	.333	52-78	.667	93	80	173	1.9	104-0	46	60	24	31	244	2.7

10

CHAD BAKER-MAZARA

G/F | 6-7 | 180 | Jr.

Santo Domingo, Dominican Republic
(NW Florida State College)



SEASON SUPERLATIVES

Points: 15 vs. Virginia Tech (11/29/23)
Field Goals Made: 5 vs. Virginia Tech (11/29/23)
Field Goals Attempted: 10 vs. Virginia Tech (11/29/23)
3-Point Field Goals Made: 1 (five times)
3-Point Field Goals Attempted: 5 at Appalachian State (12/3/23)
Free Throws Made: 5 vs. Virginia Tech (11/29/23), vs. Southeastern Louisiana (11/10/23)
Free Throws Attempted: 6 vs. Southeastern Louisiana (11/10/23)
Rebounds: 6 vs. Southeastern Louisiana (11/10/23)
Assists: 6 vs. Alabama A&M (11/21/23)
Blocks: 1 (three times)
Steals: 2 vs. Virginia Tech (11/29/23), vs. Baylor (11/7/23)
Minutes Played: 23 vs. Virginia Tech (11/29/23), vs. Southeastern Louisiana (11/10/23)
Double-Figure Games: 3
20-Point Games: None
10-Rebound Games: None
5-Steal Games: None
Double-Doubles: None
Dunks: 3

CAREER SUPERLATIVES

Points: 23 at Fordham (1/27/21)
Field Goals Made: 8 at Fordham (1/27/21)
Field Goals Attempted: 15 at Fordham (1/27/21)
3-Point Field Goals Made: 7 at Fordham (1/27/21)
3-Point Field Goals Attempted: 11 at Fordham (1/27/21)
Free Throws Made: 8 vs. Rhode Island (2/27/21)
Free Throws Attempted: 9 vs. Rhode Island (2/27/21)
Rebounds: 6 (three times)
Assists: 6 vs. Alabama A&M (11/21/23)
Blocks: 3 vs. Rhode Island (2/27/21)
Steals: 3 (five times)
Minutes Played: 34 vs. Rhode Island (1/20/21)
Double-Figure Games: 15
20-Point Games: 3
10-Rebound Games: None
Double-Doubles: None
Dunks: 16

CAREER HONORS

- 2023 NJCAA Region 8 Most Outstanding Player
- 2023 NJCAA Region 8 All-Tournament Team
- 2023 All-Panhandle Conference First Team
- 2021-22 Mountain West Conference Sixth Man of the Year

2023-24 GAME-BY-GAME STATISTICS

Opponent	GS	Min.	FG-A	3FG-A	FT-A	O-D-T	PF	A	TO	BLK	STL	PTS
vs. Baylor	12	2-4	0-0	3-3	2-0-2	4	0	1	0	2	7	
SE Louisiana	23	3-6	1-3	5-6	0-6-6	3	1	0	0	1	12	
vs. Notre Dame	18	2-3	0-1	2-3	0-2-2	0	1	1	1	1	6	
vs. St. Bonaventure	20	2-4	1-2	0-0	2-1-3	3	2	0	1	0	5	
Alabama A&M	20	1-4	1-3	3-4	1-3-4	2	6	1	0	1	6	
Virginia Tech	23	5-10	0-3	5-5	2-2-4	3	3	0	1	2	15	
at App State	18	2-9	1-5	2-2	1-3-4	3	3	1	0	0	7	
vs. Indiana	22	4-8	1-2	2-2	1-0-1	1	4	0	0	1	11	
vs. UNC Asheville												
USC												
Alabama State												
Chattanooga												
Penn												
at Arkansas												
Texas A&M												
LSU												
at Vanderbilt												
Ole Miss												
at Alabama												
at Mississippi St.												
Vanderbilt												
at Ole Miss												
Alabama												
at Florida												
South Carolina												
Kentucky												
at Georgia												
at Tennessee												
Mississippi State												
at Missouri												
Georgia												

BAKER-MAZARA'S CAREER STATISTICS

SEASON	TEAM	GP-GS	MIN/AVG	Field Goals		3-Point		F-Throws		Rebounds				Scoring						
				FG-FGA	FG%	3FG-3FGA	3FG%	FT-FTA	FT%	OFF	DEF	TOT	AVG	PF-FO	A	TO	BLK	STL	PTS	AVG
2020-21	DU	15-13	364/24.3	46-105	.438	25-60	.417	26-32	.813	10	33	43	2.9	45-4	17	13	13	15	143	9.5
2021-22	SDSU	31-0	399/12.9	66-157	.420	22-56	.393	44-49	.898	9	54	63	2.0	45-0	18	23	14	21	198	6.4
2023-24	AUB	8-0	159/19.8	21-48	.438	5-19	.263	22-25	.880	9	17	26	3.3	19-0	20	4	3	8	69	8.6
TOTAL FOR AUB		8-0	159/19.8	21-48	.438	5-19	.263	22-25	.880	9	17	26	3.3	19-0	20	4	3	8	69	8.6
TOTAL		54-13	922/17.1	133-310	.429	52-135	.385	92-106	.868	28	104	132	2.4	109-4	55	40	30	44	410	7.6

12

DENVER JONES

G | 6-4 | 205 | Jr.
New Market, Ala.
(FIU)



SEASON SUPERLATIVES

Points: 13 vs. Baylor (11/7/23)
Field Goals Made: 4 vs. Baylor (11/7/23)
Field Goals Attempted: 10 vs. Baylor (11/7/23)
3-Point FG Made: 3 vs. St. Bonaventure (11/17/23), vs. Baylor (11/7/23)
3-Point Field Goals Attempted: 5 vs. Baylor (11/7/23)
Free Throws Made: 6 vs. Virginia Tech (11/29/23)
Free Throws Att.: 6 vs. Virginia Tech (11/29/23)
Rebounds: 5 vs. Virginia Tech (11/29/23)
Assists: 4 at Appalachian State (12/3/23), vs. SE Louisiana (11/10/23)
Blocks: None
Steals: 1 (four times)
Minutes Played: 24 vs. Virginia Tech (11/29/23), vs. Baylor (11/7/23)
Double-Figure Games: 3
20-Point Games: None
10-Rebound Games: None
5-Steal Games: None
Double-Doubles: None
Dunks: None

CAREER SUPERLATIVES

Points: 30 at Rice (3/4/23)
Field Goals Made: 10 (three times)
Field Goals Attempted: 23 vs. Louisiana Tech (3/8/23)
3-Point Field Goals Made: 7 vs. Southern Miss (2/3/22)
3-Point Field Goals Attempted: 11 at UTSA (1/21/23)
Free Throws Made: 11 vs. UAB (1/7/23)
Free Throws Attempted: 12 vs. Rice (2/19/22)
Rebounds: 13 at Eastern Michigan (12/11/21)
Assists: 6 (three times)
Blocks: 1 (three times)
Steals: 4 (six times)
Minutes Played: 47 at Eastern Michigan (12/11/21)
Double-Figure Games: 49
30-Point Games: 1
20-Point Games: 19
10-Rebound Games: 1
Double-Doubles: 1
Dunks: 9

CAREER HONORS

- 2022-23 All-Conference USA First Team
- Conference USA Freshman of the Week (Dec. 13, 2021)
- 2020-21 Jayhawk Conference Freshman of the Year
- 2020-21 NJCAA All-Region 6 Second Team
- 2020-21 All-Jayhawk Conference First Team

2023-24 GAME-BY-GAME STATISTICS

Opponent	GS	Min.	FG-A	3FG-A	FT-A	O-D-T	PF	A	TO	BLK	STL	PTS
vs. Baylor	*	24	4-10	3-5	2-2	0-1-1	2	2	2	0	1	13
SE Louisiana	*	22	2-5	1-3	3-4	0-2-2	1	4	2	0	0	8
vs. Notre Dame	*	18	1-5	0-2	0-0	0-2-2	0	1	1	0	1	2
vs. St. Bonaventure*		21	3-4	3-3	3-4	1-1-2	0	3	0	0	0	12
Alabama A&M		17	3-6	1-4	1-1	0-2-2	2	0	1	0	1	8
Virginia Tech	*	24	1-4	0-2	6-6	1-4-5	0	1	0	0	1	8
at App State	*	17	0-5	0-3	0-0	1-3-4	0	4	0	0	0	0
vs. Indiana	*	18	3-6	2-4	4-4	0-1-1	0	2	1	0	0	12
vs. UNC Asheville												
USC												
Alabama State												
Chattanooga												
Penn												
at Arkansas												
Texas A&M												
LSU												
at Vanderbilt												
Ole Miss												
at Alabama												
at Mississippi St.												
Vanderbilt												
at Ole Miss												
Alabama												
at Florida												
South Carolina												
Kentucky												
at Georgia												
at Tennessee												
Mississippi State												
at Missouri												
Georgia												


JONES' CAREER STATISTICS

SEASON	TEAM	GP-GS	MIN/AVG	Field Goals			3-Point			F-Throws		Rebounds				Scoring				
				FG-FGA	FG%	3FG-3FGA	3FG%	FT-FTA	FT%	OFF	DEF	TOT	AVG	PF-FO	A	TO	BLK	STL	PTS	AVG
2021-22	FIU	31-7	832/26.8	114-294	.388	49-142	.345	112-125	.896	22	93	115	3.7	45-0	71	52	2	28	389	12.5
2022-23	FIU	28-28	935/33.4	187-391	.478	59-159	.371	131-155	.845	25	82	107	3.8	45-1	56	90	1	49	564	20.1
2023-24	AUB	8-7	163/20.3	17-45	.378	10-26	.385	19-21	.905	3	16	19	2.4	5-0	17	7	0	4	63	7.9
TOTAL FOR AUB		8-7	163/20.3	17-45	.378	10-26	.385	19-21	.905	3	16	19	2.4	5-0	17	7	0	4	63	7.9
TOTAL		67-42	1930/28.8	318-730	.436	118-327	.361	262-301	.870	50	191	241	3.6	95-1	144	149	3	81	1016	15.2

20

CARTER SOBERA

G | 6-5 | 210 | Sr.
Birmingham, Ala.
Mountain Brook HS



SEASON SUPERLATIVES

Points: None
Field Goals Made: None
Field Goals Attempted: None
3-Point Field Goals Made: None
3-Point Field Goals Attempted: None
Free Throws Made: None
Free Throws Attempted: None
Rebounds: 1 vs. Alabama A&M (11/21/23)
Assists: None
Blocks: None
Steals: None
Minutes Played: 2 vs. Indiana (12/9/23), vs. Alabama A&M (11/21/23)
Double-Figure Games: None
20-Point Games: None
10-Rebound Games: None
5-Steal Games: None
Double-Doubles: None
Dunks: None

CAREER SUPERLATIVES

Points: 3 vs. Alabama (2/1/22)
Field Goals Made: 1 vs. Alabama (2/1/22)
Field Goals Attempted: 1 vs. Alabama (2/1/22)
3-Point Field Goals Made: None
3-Point Field Goals Attempted: None
Free Throws Made: 1 vs. Alabama (2/1/22)
Free Throws Attempted: 2 vs. Yale (12/4/21)
Rebounds: 2 vs. Yale (12/4/21)
Assists: None
Blocks: None
Steals: 1 vs. Yale (12/4/21)
Minutes Played: 2 (three times)
20-Point Games: None
10-Rebound Games: None
Double-Doubles: None
Dunks: None

CAREER HONORS

- 2023 NABC Honors Court
- Two-Time SEC Academic Honor Roll (2021-22 and 2022-23)

2023-24 GAME-BY-GAME STATISTICS

Opponent	GS	Min.	FG-A	3FG-A	FT-A	O-D-T	PF	A	TO	BLK	STL	PTS
vs. Baylor			DNP									
SE Louisiana			DNP									
vs. Notre Dame	1		0-0	0-0	0-0	0-0-0	0	0	0	0	0	0
vs. St. Bonaventure			DNP									
Alabama A&M	2		0-0	0-0	0-0	0-1-1	0	0	0	0	0	0
Virginia Tech	1		0-0	0-0	0-0	0-0-0	0	0	0	0	0	0
at App State			DNP									
vs. Indiana	2		0-0	0-0	0-0	0-0-0	0	0	0	0	0	0
vs. UNC Asheville												
USC												
Alabama State												
Chattanooga												
Penn												
at Arkansas												
Texas A&M												
LSU												
at Vanderbilt												
Ole Miss												
at Alabama												
at Mississippi St.												
Vanderbilt												
at Ole Miss												
Alabama												
at Florida												
South Carolina												
Kentucky												
at Georgia												
at Tennessee												
Mississippi State												
at Missouri												
Georgia												

SOBERA'S CAREER STATISTICS

SEASON	TEAM	GP-GS	MIN/AVG	Field Goals		3-Point		F-Throws		Rebounds				Scoring						
				FG-FGA	FG%	3FG-3FGA	3FG%	FT-FTA	FT%	OFF	DEF	TOT	AVG	PF-FO	A	TO	BLK	STL	PTS	AVG
2021-22	AUB	4-0	6/1.6	1-1	1.000	0-0	.000	1-3	.333	0	4	4	1.0	1-0	0	1	0	1	3	0.8
2022-23	AUB	3-0	2/0.6	0-0	.000	0-0	.000	0-0	.000	0	0	0	0.0	0-0	0	0	0	0	0	0.0
2023-24	AUB	4-0	6/1.6	0-0	.000	0-0	.000	0-0	.000	0	1	1	0.3	0-0	0	0	0	0	0	0.0
TOTAL		11-0	14/1.3	1-1	1.000	0-0	.000	1-3	.333	0	5	5	0.5	1-0	0	1	0	1	3	0.3

23

ADDARIN SCOTT

F | 6-9 | 207 | Jr.
Dallas, Texas
(Navarro College)



SEASON SUPERLATIVES

Points: 2 vs. Alabama A&M (11/21/23)
Field Goals Made: None
Field Goals Attempted: None
3-Point Field Goals Made: None
3-Point Field Goals Attempted: None
Free Throws Made: 2 vs. Alabama A&M (11/21/23)
Free Throws Attempted: 2 vs. Alabama A&M (11/21/23)
Rebounds: None
Assists: None
Blocks: None
Steals: None
Minutes Played: 2 vs. Indiana (12/9/23), vs. Alabama A&M (11/21/23)
Double-Figure Games: None
20-Point Games: None
10-Rebound Games: None
5-Steal Games: None
Double-Doubles: None
Dunks: None

CAREER SUPERLATIVES

Points: 2 vs. Alabama A&M (11/21/23)
Field Goals Made: None
Field Goals Attempted: None
3-Point Field Goals Made: None
3-Point Field Goals Attempted: None
Free Throws Made: 2 vs. Alabama A&M (11/21/23)
Free Throws Attempted: 2 vs. Alabama A&M (11/21/23)
Rebounds: None
Assists: None
Blocks: None
Steals: None
Minutes Played: 2 vs. Indiana (12/9/23), vs. Alabama A&M (11/21/23)
Double-Figure Games: None
20-Point Games: None
10-Rebound Games: None
5-Steal Games: None
Double-Doubles: None
Dunks: None

2023-24 GAME-BY-GAME STATISTICS


Opponent	GS	Min.	FG-A	3FG-A	FT-A	O-D-T	PF	A	TO	BLK	STL	PTS
vs. Baylor		DNP										
SE Louisiana		DNP										
vs. Notre Dame	1		0-0	0-0	0-0	0-0-0	0	0	0	0	0	0
vs. St. Bonaventure		DNP										
Alabama A&M	2		0-0	0-0	2-2	2-0-2	1	0	1	0	0	2
Virginia Tech	1		0-0	0-0	0-0	0-0-0	0	0	0	0	0	0
at App State		DNP										
vs. Indiana	2		0-0	0-0	0-0	0-0-0	0	0	0	0	0	0
vs. UNC Asheville												
USC												
Alabama State												
Chattanooga												
Penn												
at Arkansas												
Texas A&M												
LSU												
at Vanderbilt												
Ole Miss												
at Alabama												
at Mississippi St.												
Vanderbilt												
at Ole Miss												
Alabama												
at Florida												
South Carolina												
Kentucky												
at Georgia												
at Tennessee												
Mississippi State												
at Missouri												
Georgia												

SCOTT'S CAREER STATISTICS

SEASON	TEAM	GP-GS	MIN/AVG	Field Goals		3-Point		F-Throws		Rebounds				Scoring						
				FG-FGA	FG%	3FG-3FGA	3FG%	FT-FTA	FT%	OFF	DEF	TOT	AVG	PF-FO	A	TO	BLK	STL	PTS	AVG
2023-24	AUB	3-0	5/1.6	0-3	.000	0-0	.000	4-6	.667	0	0	0	0.0	0-0	0	0	0	0	4	1.3
TOTAL		3-0	5/1.6	0-3	.000	0-0	.000	4-6	.667	0	0	0	0.0	0-0	0	0	0	0	4	1.3

24

LIOR BERMAN
 G | 6-4 | 210 | Gr.
 Birmingham, Ala.
 (Mountain Brook HS)



SEASON SUPERLATIVES

Points: 3 vs. Indiana (12/9/23)
Field Goals Made: 1 vs. Indiana (12/9/23), at Appalachian State (12/3/23)
Field Goals Attempted: 3 vs. Indiana (12/9/23)
3-Point Field Goals Made: 1 vs. Indiana (12/9/23)
3-Point Field Goals Attempted: 2 vs. Indiana (12/9/23)
Free Throws Made: None
Free Throws Attempted: 2 vs. Alabama A&M (11/21/23)
Rebounds: 3 at Appalachian State (12/3/23), vs. Notre Dame (11/16/23)
Assists: 1 vs. Indiana (12/9/23)
Blocks: 1 vs. Alabama A&M (11/21/23)
Steals: None
Minutes Played: 14 at Appalachian State (12/3/23)
Double-Figure Games: None
20-Point Games: None
10-Rebound Games: None
5-Steal Games: None
Double-Doubles: None
Dunks: None

CAREER SUPERLATIVES

Points: 8 (four times)
Field Goals Made: 3 (four times)
Field Goals Attempted: 6 vs. Nebraska (12/11/21)
3-Point Field Goals Made: 2 (six times)
3-Point Field Goals Attempted: 4 (three times)
Free Throws Made: 1 (four times)
Free Throws Attempted: 2 (three times)
Rebounds: 4 vs. Texas A&M (1/25/23), vs. North Alabama (12/14/21)
Assists: 1 (10 times)
Blocks: 1 vs. Alabama A&M (11/21/23), vs. North Alabama (12/14/21)
Steals: 1 (13 times)
Minutes Played: 19 vs. Nebraska (12/11/21)
Double-Figure Games: None
20-Point Games: None
10-Rebound Games: None
Double-Doubles: None
Dunks: 1

CAREER HONORS

- Three-Time SEC Academic Honor Roll (2020-21, 2021-22 and 2022-23)
- 2022 CSC Academic All-District Team
- Three-Time NABC Honors Court (2021, 2022 and 2023)
- 2019-20 First-Year SEC Academic Honor Roll

2023-24 GAME-BY-GAME STATISTICS

Opponent	GS	Min.	FG-A	3FG-A	FT-A	O-D-T	PF	A	TO	BLK	STL	PTS
vs. Baylor	4	0-0	0-0	0-0	0-0	0-0-0	1	0	0	0	0	0
SE Louisiana	2	0-1	0-1	0-0	0-0-0	0	0	0	0	0	0	0
vs. Notre Dame	5	0-0	0-0	0-0	1-2-3	2	0	0	0	0	0	0
vs. St. Bonaventure	DNP											
Alabama A&M	6	0-0	0-0	0-2	0-1-1	0	0	0	1	0	0	0
Virginia Tech	5	0-0	0-0	0-0	0-1-1	0	0	0	0	0	0	0
at App State	14	1-2	0-1	0-0	3-0-3	0	0	0	0	0	2	2
vs. Indiana	8	1-3	1-2	0-0	0-1-1	1	1	0	0	0	0	3
vs. UNC Asheville												
USC												
Alabama State												
Chattanooga												
Penn												
at Arkansas												
Texas A&M												
LSU												
at Vanderbilt												
Ole Miss												
at Alabama												
at Mississippi St.												
Vanderbilt												
at Ole Miss												
Alabama												
at Florida												
South Carolina												
Kentucky												
at Georgia												
at Tennessee												
Mississippi State												
at Missouri												
Georgia												

BERMAN'S CAREER STATISTICS

SEASON	TEAM	GP-GS	MIN/AVG	Field Goals		3-Point		F-Throws		Rebounds				Scoring							
				FG-FGA	FG%	3FG-3FGA	3FG%	FT-FTA	FT%	OFF	DEF	TOT	AVG	PF-FO	A	TO	BLK	STL	PTS	AVG	
2019-20	AUB	2-0	3/1.4	0-1	.000	0-0	.000	0-0	.000	0	0	0	0.0	0-0	0	0	0	0	0	0	0.0
2020-21	AUB	11-0	29/2.7	4-12	.333	4-11	.364	1-1	1.000	0	2	2	0.2	1-0	0	0	0	0	13	1.2	
2021-22	AUB	20-0	166/8.3	16-40	.400	8-17	.471	0-1	.000	8	6	14	0.7	18-0	6	3	1	5	40	2.0	
2022-23	AUB	25-0	236/9.4	20-49	.408	11-31	.355	3-5	.600	12	17	29	1.2	31-0	3	8	0	8	54	2.2	
2023-24	AUB	7-0	45/6.5	2-6	.333	1-4	.250	0-2	.000	4	5	9	1.3	4-0	1	0	1	0	5	0.7	
TOTAL		65-0	478/7.4	42-108	.389	24-63	.381	4-9	.444	24	30	54	0.8	54-0	10	11	2	13	112	1.7	

31

CHANEY JOHNSON

F | 6-7 | 220 | Jr.
Alabaster, Ala.
(UAH)



SEASON SUPERLATIVES

Points: 15 vs. Alabama A&M (11/21/23)
Field Goals Made: 6 vs. Alabama A&M (11/21/23)
Field Goals Attempted: 11 vs. Southeastern Louisiana (11/10/23)
3-Point Field Goals Made: 1 vs. Virginia Tech (11/29/23)
3-Point Field Goals Attempted: 3 vs. Southeastern Louisiana (11/10/23)
Free Throws Made: 3 vs. Alabama A&M (11/21/23)
Free Throws Attempted: 4 vs. Alabama A&M (11/21/23)
Rebounds: 11 vs. Southeastern Louisiana (11/10/23)
Assists: 1 (four times)
Blocks: 2 vs. Virginia Tech (11/29/23)
Steals: 2 vs. Alabama A&M (11/21/23), vs. St. Bonaventure (11/17/23)
Minutes Played: 19 vs. St. Bonaventure (11/17/23)
Double-Figure Games: 1
20-Point Games: None
10-Rebound Games: 1
5-Steal Games: None
Double-Doubles: None
Dunks: 4

CAREER HONORS

- 2023 Alabama Sports Writers Association Small College Athlete of the Year
- 2023 Gulf South Conference Player of the Year
- Two-Time NABC Division II All-District South Team (2022 and 2023)
- Two-Time All-Gulf South Conference First Team (2022 and 2023)
- Three-Time GSC Academic Honor Roll (2020-21, 2021-22, 2022-23)

2023-24 GAME-BY-GAME STATISTICS

Opponent	GS	Min.	FG-A	3FG-A	FT-A	O-D-T	PF	A	TO	BLK	STL	PTS
vs. Baylor	13	1-3	0-0	0-0	1-2-3	2	1	0	0	0	2	
SE Louisiana	18	2-11	0-3	0-0	7-4-11	1	1	3	1	1	4	
vs. Notre Dame	13	2-2	0-0	0-0	0-4-4	5	1	0	0	0	4	
vs. St. Bonaventure	19	0-3	0-2	0-0	0-5-5	2	0	2	0	2	0	
Alabama A&M	17	6-8	0-1	3-4	0-4-4	3	0	1	1	2	15	
Virginia Tech	18	1-4	1-1	0-0	1-2-3	3	1	2	2	0	3	
at App State	18	1-1	0-0	0-2	1-3-4	2	0	0	0	1	2	
vs. Indiana	7	0-0	0-0	0-0	0-0-0	4	0	0	0	0	0	
vs. UNC Asheville												
USC												
Alabama State												
Chattanooga												
Penn												
at Arkansas												
Texas A&M												
LSU												
at Vanderbilt												
Ole Miss												
at Alabama												
at Mississippi St.												
Vanderbilt												
at Ole Miss												
Alabama												
at Florida												
South Carolina												
Kentucky												
at Georgia												
at Tennessee												
Mississippi State												
at Missouri												
Georgia												

CAREER SUPERLATIVES (DIVISION II and DIVISION I)


Points: 35 vs. Embry-Riddle (11/7/21)
Field Goals Made: 13 vs. Embry-Riddle (11/7/21)
Field Goals Attempted: 23 vs. Lee (2/12/22)
3-Point Field Goals Made: 5 vs. Embry-Riddle (11/7/21)
3-Point Field Goals Attempted: 6 vs. Embry-Riddle (11/7/21)
Free Throws Made: 10 vs. Mississippi College (2/4/23)
Free Throws Attempted: 14 vs. Mississippi College (2/4/23)
Rebounds: 12 vs. Lee (12/2/22), vs. West Georgia (3/1/22)
Assists: 6 vs. Montevallo (1/18/23)
Blocks: 3 at Nova Southeastern (3/14/23), Christian Brothers (1/13/22)
Steals: 4 vs. Union (3/6/22)
Minutes Played: 38 at West Alabama (11/28/22)
Double-Figure Games: 68
30-Point Games: 1
20-Point Games: 17
10-Rebound Games: 7
Double-Doubles: 5
Dunks: 68

JOHNSON'S CAREER STATISTICS (DIVISION II and DIVISION I)

SEASON	TEAM	GP-GS	MIN/AVG	Field Goals		3-Point		F-Throws		Rebounds				Scoring						
				FG-FGA	FG%	3FG-3FGA	3FG%	FT-FTA	FT%	OFF	DEF	TOT	AVG	PF-FO	A	TO	BLK	STL	PTS	AVG
2020-21	UAH	19-0	220/11.6	31-72	.431	11-28	.393	10-20	.500	12	25	37	1.9	31-0	4	19	2	6	83	4.4
2021-22	UAH	33-31	781/23.7	218-372	.586	32-69	.464	86-115	.748	61	126	187	5.7	100-9	39	75	22	26	554	16.8
2022-23	UAH	35-35	891/25.5	203-392	.518	24-81	.296	128-167	.766	49	182	231	6.6	69-1	55	74	18	39	558	15.9
2023-24	AUB	8-0	124/15.5	13-32	.406	1-7	.143	3-6	.500	10	24	34	4.3	22-1	4	8	4	6	30	3.8
TOTAL FOR AUB		8-0	124/15.5	13-32	.406	1-7	.143	3-6	.500	10	24	34	4.3	22-1	4	8	4	6	30	3.8
TOTAL		95-66	2017/21.2	465-868	.536	68-185	.368	227-308	.737	132	357	489	5.1	222-11	102	176	46	77	1225	12.9

44

DYLAN CARDWELL

G | 6-11 | 255 | Sr.
Augusta, Ga.
(McEachern HS)

SEASON SUPERLATIVES

Points: 8 vs. St. Bonaventure (11/17/23)
Field Goals Made:
 3 vs. Alabama A&M (11/21/23), vs. Southeastern Louisiana (11/10/23)
Field Goals Attempted: 5 vs. Alabama A&M (11/21/23)
3-Point Field Goals Made: None
3-Point Field Goals Attempted: None
Free Throws Made: 6 vs. St. Bonaventure (11/17/23)
Free Throws Attempted: 6 vs. St. Bonaventure (11/17/23)
Rebounds: 9 vs. Alabama A&M (11/21/23)
Assists: 4 vs. Baylor (11/7/23)
Blocks: 5 vs. Baylor (11/7/23)
Steals: 2 vs. St. Bonaventure (11/16/23)
Minutes Played: 17 vs. Indiana (12/9/23), vs. Alabama A&M (11/21/23)
Double-Figure Games: None
20-Point Games: None
10-Rebound Games: None
5-Steal Games: None
Double-Doubles: None
Dunks: 8

CAREER SUPERLATIVES

Points: 10 vs. Ole Miss (2/6/21), vs. Yale (12/4/21)
Field Goals Made: 5 vs. Ole Miss (2/6/21), vs. Yale (12/4/21)
Field Goals Attempted: 8 vs. Missouri (2/14/23)
3-Point Field Goals Made: 1 vs. Mississippi State (3/6/21)
3-Point Field Goals Attempted: 1 (three times)
Free Throws Made: 6 vs. St. Bonaventure (11/17/23), vs. Missouri (1/26/21)
Free Throws Attempted: 7 vs. Missouri (1/26/21)
Rebounds: 10 vs. Missouri (2/14/23)
Assists: 4 vs. Baylor (11/7/23)
Blocks: 5 (three times)
Steals: 4 at South Carolina (1/4/22)
Minutes Played: 29 vs. Ole Miss (2/6/21)
Double-Figure Games: 2
20-Point Games: None
10-Rebound Games: 1
Double-Doubles: None
Dunks: 75

CAREER HONORS

- 2022-23 CSC Academic All-District Team
- 2023 NABC Honors Court
- 2021-22 SEC Community Service Team
- Two-Time SEC Academic Honor Roll (2021-22 and 2022-23)
- 2020-21 First-Year SEC Academic Honor Roll

2023-24 GAME-BY-GAME STATISTICS

Opponent	GS	Min.	FG-A	3FG-A	FT-A	O-D-T	PF	A	TO	BLK	STL	PTS
vs. Baylor	14	2-3	0-0	1-3	2-2-4	4	4	0	5	1	5	
SE Louisiana	16	3-3	0-0	0-0	2-2-4	3	0	0	1	0	6	
vs. Notre Dame	15	1-2	0-0	0-0	1-0-1	2	1	4	1	2	2	
vs. St. Bonaventure	16	1-2	0-0	6-6	2-2-4	3	2	0	0	0	8	
Alabama A&M *	17	3-5	0-0	0-0	5-4-9	0	2	3	2	1	6	
Virginia Tech	12	0-0	0-0	2-5	0-0-0	1	2	0	0	0	2	
at App State	13	2-3	0-0	0-0	3-1-4	3	0	1	0	0	4	
vs. Indiana	17	1-2	0-0	0-0	4-4-8	1	0	0	0	1	2	
vs. UNC Asheville												
USC												
Alabama State												
Chattanooga												
Penn												
at Arkansas												
Texas A&M												
LSU												
at Vanderbilt												
Ole Miss												
at Alabama												
at Mississippi St.												
Vanderbilt												
at Ole Miss												
Alabama												
at Florida												
South Carolina												
Kentucky												
at Georgia												
at Tennessee												
Mississippi State												
at Missouri												
Georgia												

CARDWELL'S CAREER STATISTICS

SEASON	TEAM	GP-GS	MIN/AVG	Field Goals		3-Point		F-Throws		Rebounds				Scoring						
				FG-FGA	FG%	3FG-3FGA	3FG%	FT-FTA	FT%	OFF	DEF	TOT	AVG	PF-FO	A	TO	BLK	STL	PTS	AVG
2020-21	AUB	27-0	409/15.1	43-61	.705	1-1	1.000	16-28	.571	49	49	98	3.6	57-1	13	41	17	12	103	3.8
2021-22	AUB	34-0	394/11.6	49-71	.690	0-1	.000	4-10	.400	53	49	102	3.0	60-0	18	9	42	18	102	3.0
2022-23	AUB	32-1	428/13.4	56-75	.747	0-1	.000	7-22	.318	54	66	120	3.8	64-0	35	20	43	9	119	3.7
2023-24	AUB	8-1	121/15.1	13-20	.650	0-0	.000	9-14	.643	19	15	34	4.3	17-0	9	8	8	5	35	4.4
TOTAL		101-2	1352/13.4	161-227	.709	1-3	.333	36-74	.486	175	179	354	3.5	198-1	75	78	110	44	359	3.6

2023-24 OVERALL STATISTICS

Game Records

Record	Overall	Home	Away	Neutral
ALL GAMES	6-2	3-0	0-1	3-1
CONFERENCE	0-0	0-0	0-0	0-0
NON-CONFERENCE	6-2	3-0	0-1	3-1

Score by Periods

Team	1st	2nd	OT	TOT
Auburn	334	320	0	654
Opponents	229	305	0	534

Team Box Score

No.	Player				Total		3-Point		F-Throw		Rebounds											
		GP-GS	MIN	AVG	FG-FGA	FG%	3FG-3FGA	3FG%	FT-FTA	FT%	OFF	DEF	TOT	AVG	PF	DQ	A	TO	BLK	STL	PTS	AVG
4	BROOME, Johni	8-7	185:23	23.2	50-92	.543	4-16	.250	26-51	.510	25	46	71	8.9	26	1	15	15	11	5	130	16.3
1	HOLLOWAY, Aden	8-6	186:25	23.3	29-81	.358	20-51	.392	20-25	.800	1	6	7	0.9	13	0	25	9	1	3	98	12.3
2	WILLIAMS, Jaylin	8-8	174:40	21.8	28-55	.509	6-18	.333	16-22	.727	13	33	46	5.8	13	0	16	8	7	8	78	9.8
10	BAKER-MAZARA, Chad	8-0	158:46	19.8	21-48	.438	5-19	.263	22-25	.880	9	17	26	3.3	19	0	20	4	3	8	69	8.6
12	JONES, Denver	8-7	162:33	20.3	17-45	.378	10-26	.385	19-21	.905	3	16	19	2.4	5	0	17	7	0	4	63	7.9
3	DONALDSON, Tre	8-3	145:12	18.2	23-45	.511	9-20	.450	4-4	1.000	5	17	22	2.8	11	0	27	13	0	5	59	7.4
0	JOHNSON, K.D.	8-0	127:28	15.9	20-49	.408	5-23	.217	13-15	.867	1	12	13	1.6	23	1	11	5	3	8	58	7.3
44	CARDWELL, Dylan	8-1	121:01	15.1	13-20	.650	0-0	.000	9-14	.643	19	15	34	4.3	17	0	9	8	8	5	35	4.4
31	JOHNSON, Chaney	8-0	124:15	15.5	13-32	.406	1-7	.143	3-6	.500	10	24	34	4.3	22	1	4	8	4	6	30	3.8
5	MOORE, Chris	8-8	147:04	18.4	8-19	.421	1-6	.167	6-9	.667	9	12	21	2.6	10	0	9	6	5	0	23	2.9
21	MUSCHALEK, Blake	3-0	04:43	1.6	0-3	.000	0-0	.000	4-6	.667	0	0	0	0.0	0	0	0	0	0	0	4	1.3
24	BERMAN, Lior	7-0	45:14	6.5	2-6	.333	1-4	.250	0-2	.000	4	5	9	1.3	4	0	1	0	1	0	5	0.7
23	SCOTT, Addarin	4-0	06:41	1.7	0-0	.000	0-0	.000	2-2	1.000	2	0	2	0.5	1	0	0	1	0	0	2	0.5
55	HARPER, Jalen	3-0	04:20	1.4	0-3	.000	0-1	.000	0-0	.000	0	0	0	0.0	0	0	0	0	0	0	0	0.0
20	SOBERA, Carter	4-0	06:15	1.6	0-0	.000	0-0	.000	0-0	.000	0	1	1	0.3	0	0	0	0	0	0	0	0.0
Team											9	14	23				2					
Total		8	1600		224-498	.450	62-191	.325	144-202	.713	110	218	328	41.0	164	3	154	86	43	52	654	81.8
Opponents		8	1600		174-458	.380	42-152	.276	144-188	.766	87	189	276	34.5	164	6	73	107	19	50	534	66.8

Team Statistics

	AUB	OPP
Scoring	654	534
Points per game	81.8	66.8
Scoring margin	+15.0	-
Field goals-att	224-498	174-458
Field goal pct	.450	.380
3 point fg-att	62-191	42-152
3-point FG pct	.325	.276
3-pt FG made per game	7.8	5.3
Free throws-att	144-202	144-188
Free throw pct	.713	.766
F-Throws made per game	18.0	18.0
Rebounds	328	276
Rebounds per game	41.0	34.5
Rebounding margin	+6.5	-
Assists	154	73
Assists per game	19.3	9.1
Turnovers	86	107
Turnovers per game	10.8	13.4
Turnover margin	+2.6	-
Assist/turnover ratio	1.8	0.7
Steals	52	50
Steals per game	6.5	6.3
Blocks	43	19
Blocks per game	5.4	2.4
Winning streak	1	-
Home win streak	3	-
Attendance	27363	7037
Home games-Avg/Game	3-9121	1-7037
Neutral site-Avg/Game	-	4-5506

Team Results

Date	Opponent		Score	Att.
11/07/2023	vs Baylor	L	82-88	3028
11/10/2023	Southeastern La.	W	86-71	9121
11/16/2023	vs Notre Dame	W	83-59	5524
11/17/2023	vs St. Bonaventure	W	77-60	4849
11/21/2023	Alabama A&M	W	84-54	9121
11/29/2023	Virginia Tech	W	74-57	9121
12/03/2023	at App State	L	64-69	7037
12/09/2023	vs Indiana	W	104-76	8623

TEAM AND OPPONENT SUPERLATIVES

AUBURN GAME HIGHS

Auburn - Game Highs

POINTS	104	vs Indiana (N) (12/09/2023)
	86	Southeastern La. (11/10/2023)
	84	Alabama A&M (11/21/2023)
	83	vs Notre Dame (N) (11/16/2023)
	82	vs Baylor (N) (11/07/2023)
FIELD GOALS MADE	35	vs Indiana (N) (12/09/2023)
	31	vs Notre Dame (N) (11/16/2023)
FIELD GOAL ATTEMPTS	72	vs Indiana (N) (12/09/2023)
	70	Southeastern La. (11/10/2023)
FIELD GOAL PERCENTAGE	.534 (31-58)	vs Notre Dame (N) (11/16/2023)
	.486 (35-72)	vs Indiana (N) (12/09/2023)
3 PT FG MADE	14	vs Indiana (N) (12/09/2023)
	11	Southeastern La. (11/10/2023)
3 PT FG ATTEMPTS	32	Southeastern La. (11/10/2023)
	29	vs Indiana (N) (12/09/2023)
3 PT FG PERCENTAGE	.483 (14-29)	vs Indiana (N) (12/09/2023)
	.474 (9-19)	vs Baylor (N) (11/07/2023)
FREE THROWS MADE	26	Alabama A&M (11/21/2023)
	24	Virginia Tech (11/29/2023)
FREE THROW ATTEMPTS	36	Virginia Tech (11/29/2023)
	36	Alabama A&M (11/21/2023)
FREE THROW PERCENTAGE	.870 (20-23)	vs Indiana (N) (12/09/2023)
	.850 (17-20)	Southeastern La. (11/10/2023)
REBOUNDS	48	at App State (12/03/2023)
	48	Alabama A&M (11/21/2023)
ASSISTS	25	vs Indiana (N) (12/09/2023)
	22	vs Notre Dame (N) (11/16/2023)
STEALS	11	Virginia Tech (11/29/2023)
	9	Alabama A&M (11/21/2023)
BLOCKED SHOTS	10	vs Baylor (N) (11/07/2023)
	7	Virginia Tech (11/29/2023)
	7	Southeastern La. (11/10/2023)
TURNOVERS	15	vs Baylor (N) (11/07/2023)
	13	Alabama A&M (11/21/2023)
	13	vs St. Bonaventure (N) (11/17/2023)
	13	vs Notre Dame (N) (11/16/2023)
FOULS	32	vs Baylor (N) (11/07/2023)
	22	Virginia Tech (11/29/2023)

OPPONENT GAME HIGHS

Opponent - Game Highs

POINTS	88	vs Baylor (N) (11/07/2023)
	76	vs Indiana (N) (12/09/2023)
	71	Southeastern La. (11/10/2023)
	69	at App State (12/03/2023)
	60	vs St. Bonaventure (N) (11/17/2023)
FIELD GOALS MADE	26	vs Baylor (N) (11/07/2023)
	25	Southeastern La. (11/10/2023)
FIELD GOAL ATTEMPTS	63	Southeastern La. (11/10/2023)
	62	vs Notre Dame (N) (11/16/2023)
FIELD GOAL PERCENTAGE	.433 (26-60)	vs Baylor (N) (11/07/2023)
	.431 (22-51)	at App State (12/03/2023)
3 PT FG MADE	9	vs Baylor (N) (11/07/2023)
	8	at App State (12/03/2023)
3 PT FG ATTEMPTS	26	vs Notre Dame (N) (11/16/2023)
	24	vs St. Bonaventure (N) (11/17/2023)
3 PT FG PERCENTAGE	.474 (9-19)	vs Baylor (N) (11/07/2023)
	.471 (8-17)	at App State (12/03/2023)
FREE THROWS MADE	27	vs Baylor (N) (11/07/2023)
	23	Virginia Tech (11/29/2023)
FREE THROW ATTEMPTS	34	vs Baylor (N) (11/07/2023)
	31	Virginia Tech (11/29/2023)
FREE THROW PERCENTAGE	.846 (11-13)	vs St. Bonaventure (N) (11/17/2023)
	.794 (27-34)	vs Baylor (N) (11/07/2023)
REBOUNDS	44	Virginia Tech (11/29/2023)
	38	vs Baylor (N) (11/07/2023)
ASSISTS	14	vs Indiana (N) (12/09/2023)
	12	vs St. Bonaventure (N) (11/17/2023)
STEALS	10	vs Baylor (N) (11/07/2023)
	9	vs Notre Dame (N) (11/16/2023)
BLOCKED SHOTS	4	vs Indiana (N) (12/09/2023)
	4	vs Baylor (N) (11/07/2023)
TURNOVERS	21	Virginia Tech (11/29/2023)
	16	vs St. Bonaventure (N) (11/17/2023)
FOULS	26	Alabama A&M (11/21/2023)
	25	Virginia Tech (11/29/2023)

AUBURN GAME LOWS

Auburn - Game Lows

POINTS	64	at App State (12/03/2023)
	74	Virginia Tech (11/29/2023)
	77	vs St. Bonaventure (N) (11/17/2023)
	82	vs Baylor (N) (11/07/2023)
	83	vs Notre Dame (N) (11/16/2023)
FIELD GOALS MADE	24	Virginia Tech (11/29/2023)
	25	vs St. Bonaventure (N) (11/17/2023)
FIELD GOAL ATTEMPTS	52	vs St. Bonaventure (N) (11/17/2023)
	55	Alabama A&M (11/21/2023)
FIELD GOAL PERCENTAGE	.387 (24-62)	Virginia Tech (11/29/2023)
	.394 (26-66)	at App State (12/03/2023)
3 PT FG MADE	2	Virginia Tech (11/29/2023)
	3	at App State (12/03/2023)
3 PT FG ATTEMPTS	16	Virginia Tech (11/29/2023)
	19	vs Baylor (N) (11/07/2023)
3 PT FG PERCENTAGE	.111 (3-27)	at App State (12/03/2023)
	.125 (2-16)	Virginia Tech (11/29/2023)
FREE THROWS MADE	9	at App State (12/03/2023)
	12	vs Notre Dame (N) (11/16/2023)
FREE THROW ATTEMPTS	16	vs Notre Dame (N) (11/16/2023)
	19	at App State (12/03/2023)
FREE THROW PERCENTAGE	.474 (9-19)	at App State (12/03/2023)
	.667 (24-36)	Virginia Tech (11/29/2023)
REBOUNDS	34	vs St. Bonaventure (N) (11/17/2023)
	35	vs Notre Dame (N) (11/16/2023)
ASSISTS	12	Virginia Tech (11/29/2023)
	17	at App State (12/03/2023)
STEALS	3	at App State (12/03/2023)
	4	vs St. Bonaventure (N) (11/17/2023)
BLOCKED SHOTS	2	at App State (12/03/2023)
	3	vs Indiana (N) (12/09/2023)
	3	vs St. Bonaventure (N) (11/17/2023)
TURNOVERS	3	vs Indiana (N) (12/09/2023)
	8	Virginia Tech (11/29/2023)
FOULS	17	Alabama A&M (11/21/2023)
	17	vs St. Bonaventure (N) (11/17/2023)

OPPONENT GAME LOWS

Opponent - Game Lows

POINTS	54	Alabama A&M (11/21/2023)
	57	Virginia Tech (11/29/2023)
	59	vs Notre Dame (N) (11/16/2023)
	60	vs St. Bonaventure (N) (11/17/2023)
	69	at App State (12/03/2023)
FIELD GOALS MADE	14	Virginia Tech (11/29/2023)
	19	Alabama A&M (11/21/2023)
FIELD GOAL ATTEMPTS	51	at App State (12/03/2023)
	51	Virginia Tech (11/29/2023)
FIELD GOAL PERCENTAGE	.275 (14-51)	Virginia Tech (11/29/2023)
	.333 (19-57)	Alabama A&M (11/21/2023)
3 PT FG MADE	2	vs Notre Dame (N) (11/16/2023)
	3	Alabama A&M (11/21/2023)
	3	vs St. Bonaventure (N) (11/17/2023)
3 PT FG ATTEMPTS	14	Southeastern La. (11/10/2023)
	15	Alabama A&M (11/21/2023)
3 PT FG PERCENTAGE	.077 (2-26)	vs Notre Dame (N) (11/16/2023)
	.125 (3-24)	vs St. Bonaventure (N) (11/17/2023)
FREE THROWS MADE	11	vs St. Bonaventure (N) (11/17/2023)
	13	Alabama A&M (11/21/2023)
FREE THROW ATTEMPTS	13	vs St. Bonaventure (N) (11/17/2023)
	17	Alabama A&M (11/21/2023)
FREE THROW PERCENTAGE	.727 (16-22)	Southeastern La. (11/10/2023)
	.739 (17-23)	at App State (12/03/2023)
REBOUNDS	27	Alabama A&M (11/21/2023)
	32	at App State (12/03/2023)
	32	vs St. Bonaventure (N) (11/17/2023)
ASSISTS	6	Alabama A&M (11/21/2023)
	6	Southeastern La. (11/10/2023)
STEALS	2	vs Indiana (N) (12/09/2023)
	5	Virginia Tech (11/29/2023)
	5	vs St. Bonaventure (N) (11/17/2023)
	5	Southeastern La. (11/10/2023)
BLOCKED SHOTS	1	vs St. Bonaventure (N) (11/17/2023)
	1	Southeastern La. (11/10/2023)
TURNOVERS	7	at App State (12/03/2023)
	9	Southeastern La. (11/10/2023)
FOULS	13	at App State (12/03/2023)
	16	vs Notre Dame (N) (11/16/2023)

TEAM AND INDIVIDUAL SUPERLATIVES

AUBURN INDIVIDUAL HIGHS

Auburn - Individual Game Highs

POINTS	30	Johni Broome vs Virginia Tech (11/29/2023)
	24	Aden Holloway vs Indiana (N) (12/09/2023)
	24	Jaylin Williams vs Indiana (N) (12/09/2023)
	21	Johni Broome at App State (12/03/2023)
	19	Aden Holloway vs Baylor (N) (11/07/2023)
FIELD GOALS MADE	11	Johni Broome vs Virginia Tech (11/29/2023)
	10	Johni Broome at App State (12/03/2023)
FIELD GOAL ATTEMPTS	19	Johni Broome vs Virginia Tech (11/29/2023)
	16	Johni Broome at App State (12/03/2023)
FIELD GOAL PERCENTAGE (min 5 made)	.750 (6-8)	Chaney Johnson vs Alabama A&M (11/21/2023)
	.636 (7-11)	Aden Holloway vs Indiana (N) (12/09/2023)
	.636 (7-11)	Johni Broome vs St. Bonaventure (N) (11/17/2023)
	.636 (7-11)	Johni Broome vs Notre Dame (N) (11/16/2023)
3 PT FG MADE	5	Aden Holloway vs Indiana (N) (12/09/2023)
	4	Aden Holloway vs Notre Dame (N) (11/16/2023)
	4	Aden Holloway vs Baylor (N) (11/07/2023)
3 PT FG ATTEMPTS	8	Aden Holloway vs Indiana (N) (12/09/2023)
	8	Aden Holloway vs Southeastern La. (11/10/2023)
	8	Aden Holloway vs Baylor (N) (11/07/2023)
3 PT FG PERCENTAGE (min 2 made)	1.000 (3-3)	Denver Jones vs St. Bonaventure (N) (11/17/2023)
	.800 (4-5)	Aden Holloway vs Notre Dame (N) (11/16/2023)
FREE THROWS MADE	8	Johni Broome vs Virginia Tech (11/29/2023)
	6	Jaylin Williams vs Indiana (N) (12/09/2023)
	6	Denver Jones vs Virginia Tech (11/29/2023)
	6	Dylan Cardwell vs St. Bonaventure (N) (11/17/2023)
	6	K.D. Johnson vs Notre Dame (N) (11/17/2023)
	6	Johni Broome vs Baylor (N) (11/07/2023)
FREE THROW ATTEMPTS	13	Johni Broome vs Virginia Tech (11/29/2023)
	11	Johni Broome vs St. Bonaventure (N) (11/17/2023)
FREE THROW PERCENTAGE (min 3 made)	1.000 (6-6)	Denver Jones vs Virginia Tech (11/29/2023)
	1.000 (6-6)	Dylan Cardwell vs St. Bonaventure (N) (11/17/2023)
	1.000 (5-5)	Aden Holloway vs Indiana (N) (12/09/2023)
	1.000 (5-5)	Chad Baker-Mazara vs Virginia Tech (11/29/2023)
	1.000 (4-4)	Denver Jones vs Indiana (N) (12/09/2023)
	1.000 (3-3)	K.D. Johnson vs Indiana (N) (12/09/2023)
	1.000 (3-3)	Jaylin Williams vs St. Bonaventure (N) (11/17/2023)
	1.000 (3-3)	Johni Broome vs Southeastern La. (11/10/2023)
	1.000 (3-3)	K.D. Johnson vs Southeastern La. (11/10/2023)
	1.000 (3-3)	Chad Baker-Mazara vs Baylor (N) (11/07/2023)
REBOUNDS	13	Johni Broome at App State (12/03/2023)
	13	Johni Broome vs Virginia Tech (11/29/2023)
ASSISTS	7	Jaylin Williams vs Indiana (N) (12/09/2023)
	6	Chad Baker-Mazara vs Alabama A&M (11/21/2023)
	6	Aden Holloway vs Baylor (N) (11/07/2023)
STEALS	3	Aden Holloway vs Virginia Tech (11/29/2023)
	3	Jaylin Williams vs Alabama A&M (11/21/2023)
BLOCKED SHOTS	5	Dylan Cardwell vs Baylor (N) (11/07/2023)
	3	Johni Broome vs Virginia Tech (11/29/2023)
TURNOVERS	4	Dylan Cardwell vs Notre Dame (N) (11/16/2023)
	4	Tre Donaldson vs Baylor (N) (11/07/2023)
FOULS	6	K.D. Johnson vs Virginia Tech (11/29/2023)
	6	Johni Broome vs Baylor (N) (11/07/2023)

OPPONENT INDIVIDUAL HIGHS

Opponent - Individual Game Highs

POINTS	28	Ja'Kobe Walter vs Baylor (N) (11/07/2023)
	24	Roger McFarlane vs Southeastern La. (11/10/2023)
	18	Myles Tate at App State (12/03/2023)
	18	J.R. Konieczny vs Notre Dame (N) (11/16/2023)
	16	Hunter Cattoor vs Virginia Tech (11/29/2023)
FIELD GOALS MADE	9	Roger McFarlane vs Southeastern La. (11/10/2023)
	7	Chad Venning vs St. Bonaventure (N) (11/17/2023)
	7	J.R. Konieczny vs Notre Dame (N) (11/16/2023)
	7	Ja'Kobe Walter vs Baylor (N) (11/07/2023)
FIELD GOAL ATTEMPTS	23	Roger McFarlane vs Southeastern La. (11/10/2023)
	20	Markus Burton vs Notre Dame (N) (11/16/2023)
FIELD GOAL PERCENTAGE (min 5 made)	.875 (7-8)	Chad Venning vs St. Bonaventure (N) (11/17/2023)
	.636 (7-11)	J.R. Konieczny vs Notre Dame (N) (11/16/2023)
3 PT FG MADE	4	Roger McFarlane vs Southeastern La. (11/10/2023)
	4	Ja'Kobe Walter vs Baylor (N) (11/07/2023)
3 PT FG ATTEMPTS	7	Mackenzie Mgbako vs Indiana (N) (12/09/2023)
	7	Braeden Shrewsbury vs Notre Dame (N) (11/16/2023)
	7	Roger McFarlane vs Southeastern La. (11/10/2023)
	7	Ja'Kobe Walter vs Baylor (N) (11/07/2023)
3 PT FG PERCENTAGE (min 2 made)	.750 (3-4)	Jaydon Young vs Virginia Tech (11/29/2023)
	.667 (2-3)	Gabe Cupps vs Indiana (N) (12/09/2023)
	.667 (2-3)	Myles Tate at App State (12/03/2023)
	.667 (2-3)	CJ Huntley at App State (12/03/2023)
	.667 (2-3)	John Camden vs Virginia Tech (11/29/2023)
FREE THROWS MADE	10	Ja'Kobe Walter vs Baylor (N) (11/07/2023)
	8	Ke'el Ware vs Indiana (N) (12/09/2023)
FREE THROW ATTEMPTS	10	Ke'el Ware vs Indiana (N) (12/09/2023)
	10	Ja'Kobe Walter vs Baylor (N) (11/07/2023)
FREE THROW PERCENTAGE (min 3 made)	1.000 (10-10)	Ja'Kobe Walter vs Baylor (N) (11/07/2023)
	1.000 (4-4)	Mackenzie Mgbako vs Indiana (N) (12/09/2023)
	1.000 (4-4)	Terence Harcum at App State (12/03/2023)
	1.000 (4-4)	Nick Caldwell vs Southeastern La. (11/10/2023)
	1.000 (3-3)	Anthony Walker vs Indiana (N) (12/09/2023)
	1.000 (3-3)	Tae Davis vs Notre Dame (N) (11/16/2023)
REBOUNDS	11	J.R. Konieczny vs Notre Dame (N) (11/16/2023)
	11	Roger McFarlane vs Southeastern La. (11/10/2023)
ASSISTS	4	Donovan Gregory at App State (12/03/2023)
	3	Malik Reneau vs Indiana (N) (12/09/2023)
	3	Daryl Banks III vs St. Bonaventure (N) (11/17/2023)
	3	Mika Adams-Woods vs St. Bonaventure (N) (11/17/2023)
	3	Jayden Nunn vs Baylor (N) (11/07/2023)
STEALS	3	CJ Huntley at App State (12/03/2023)
	3	Braeden Shrewsbury vs Notre Dame (N) (11/16/2023)
	3	Jayden Nunn vs Baylor (N) (11/07/2023)
BLOCKED SHOTS	2	Anthony Walker vs Indiana (N) (12/09/2023)
	2	Chad Moodie vs Alabama A&M (11/21/2023)
	2	Yves Missi vs Baylor (N) (11/07/2023)
TURNOVERS	7	Sean Pedulla vs Virginia Tech (11/29/2023)
	7	Rayl Dennis vs Baylor (N) (11/07/2023)
FOULS	5	Justin Abson at App State (12/03/2023)
	5	Mekhi Long vs Virginia Tech (11/29/2023)
	5	Robbie Beran vs Virginia Tech (11/29/2023)
	5	Chad Venning vs St. Bonaventure (N) (11/17/2023)
	5	Noel Brown vs St. Bonaventure (N) (11/17/2023)
	5	Alec Woodard vs Southeastern La. (11/10/2023)

MISCELLANEOUS STATISTICS

AUBURN'S RECORD IN BRUCE PEARL ERA

Overall (On-Court)	6-2	193-113
Home	3-0	115-31
Away	0-1	42-62
Neutral	3-1	37-20
Conference (On-Court)	0-0	84-78
Home	0-0	53-28
Away	0-0	31-50
Non-Conference (On-Court)	6-2	104-35
Home	3-0	58-3
Away	0-1	9-12
Neutral	3-1	36-20
Overtime	0-0	12-6
Ranked opponents	0-1	18-27
Unranked opponents	6-1	163-86
Wearing white uniforms	2-0	111-41
Wearing navy uniforms	2-1	41-50
Wearing orange uniforms	2-1	29-22
Leading at half	6-1	138-25
Trailing at half	0-1	38-84
Tied at half	0-0	5-4
Leading with 5:00 remaining in second half	6-1	159-7
Trailing with 5:00 remaining in second half	0-1	20-102
Tied with 5:00 remaining in second half	0-0	4-4
Has more rebounds than opponent	4-1	114-28
Has fewer rebounds than opponent	1-0	64-46
Same rebounds as opponent	1-1	3-9
Commits more turnovers than opponent	0-1	43-69
Causes more turnovers than opponent	5-1	122-46
Same turnovers as opponent	1-0	16-8
Has more FT attempts than opponent	4-0	125-42
Has fewer FT attempts than opponent	2-2	54-68
Same FT attempts as opponent	0-0	3-3
Shoots 40% or better from field	5-1	152-50
Shoots less than 40% from field	1-1	29-63
Opponent shoots 40% or better from field	1-2	106-98
Opponent shoots less than 40% from field	5-0	75-15
Shoots better than opponent	6-1	132-20
Opponent shoots better	0-1	47-92
Same FG percentage	0-0	2-1
Auburn bench outscores opponent's bench	6-1	115-38
Opponent's bench outscores Auburn bench	0-1	63-70
Same points off the bench	0-0	2-6
Auburn scores 100 or more	1-0	10-1
Auburn scores between 90-99	0-0	26-2
Auburn scores between 80-89	3-1	68-18
Auburn scores between 70-79	2-0	54-25
Auburn scores between 60-69	0-1	19-40
Auburn scores less than 60	0-0	3-27
Opponent scores 100 or more	0-0	0-5
Opponent scores between 90-99	0-0	3-17
Opponent scores between 80-89	0-1	20-37
Opponent scores between 70-79	2-0	60-31
Opponent scores between 60-69	1-1	61-18
Opponent scores less than 60	3-0	36-5
On Sunday	0-1	6-4
On Monday	0-0	6-5
On Tuesday	1-1	35-24
On Wednesday	1-0	37-24
On Thursday	1-0	12-3
On Friday	2-0	25-6
On Saturday	1-0	60-47
In November	5-1	46-10
In December	1-1	43-14
In January	0-0	41-31
In February	0-0	28-40
In March	0-0	23-17
In April	0-0	0-1
Five-plus players score in double-figures	2-0	43-9
Four players score in double figures	2-0	65-21
Three players score in double figures	1-1	50-45

MISCELLANEOUS

Largest margin of victory	30 vs. Alabama A&M (11/21/23)
Smallest margin of victory	15 vs. Southeastern Louisiana (11/10/23)
Largest margin of defeat	6 vs. Baylor (11/7/23)
Smallest margin of defeat	5 at Appalachian State (12/3/23)
Biggest rebound margin	+21 vs. Alabama A&M (11/21/23)
Biggest rebound deficit	-4 vs. Virginia Tech (11/29/23)
Average margin of victory/defeat	+21.3/-5.5
Largest halftime lead	+34 (49-15) vs. Alabama A&M (11/21/23)
Largest halftime lead blown	+9 (43-34) vs. Baylor (11/7/23)
Largest halftime deficit	-3 (31-33) at Appalachian State (12/3/23)
Largest halftime deficit overcome to win	
Largest overall lead	43 vs. Alabama A&M, 2nd Half (11/21/23)
Largest overall lead blown	9 vs. Baylor, 1st Half (11/7/23)
Largest overall deficit	-12 vs. Indiana, 1st Half (12/9/23)
Largest deficit overcome to win	-12 vs. Indiana (12/9/23)

TEAM EXTREMES

Most points scored	104 vs. Indiana (12/9/23)
Fewest points scored	64 at Appalachian State (12/3/23)
Most rebounds	48 at Appalachian State (12/3/23), vs. Alabama A&M (11/21/23)
Fewest rebounds	34 vs. St. Bonaventure (11/17/23)
Most assists	25 vs. Indiana (12/9/23)
Fewest assists	12 vs. Virginia Tech (11/29/23)
Most turnovers	16 vs. Baylor (11/7/23)
Fewest turnovers	3 vs. Indiana (12/9/23) - tied school single-game record
Most steals	11 vs. Virginia Tech (11/29/23)
Fewest steals	3 at Appalachian State (12/3/23)
Most blocks	10 vs. Baylor (11/7/23)
Fewest blocks	2 at Appalachian State (12/3/23)
Best shooting percentage	.534 (31-58) vs. Notre Dame (11/16/23)
Worst shooting percentage	.387 (24-62) vs. Virginia Tech (11/29/23)
Best 3-pt. percentage	.483 (14-29) vs. Indiana (12/9/23)
Worst 3-pt. percentage	.111 (3-27) at Appalachian State (12/3/23)
Best FT percentage	.870 (20-23) vs. Indiana (12/9/23)
Worst FT percentage	.474 (9-19) at Appalachian State (12/3/23)
Most points (1st half)	52 vs. Indiana (12/9/23)
Fewest points (1st half)	31 at Appalachian State (12/3/23)
Most points (2nd half)	52 vs. Indiana (12/9/23)
Fewest points (2nd half)	29 vs. St. Bonaventure (11/17/23)
Most points (OT)	
Fewest points (OT)	

STARTING LINEUPS

Record when starting lineup is:

Donaldson, Jones, Moore, J. Williams, Broome	1-1
Holloway, Jones, Moore, J. Williams, Broome	4-1
Holloway, Donaldson, Moore, J. Williams, Cardwell	1-0

Record when starts (Career):

Johni Broome	5-2 (67-33)
Chaney Johnson	(49-17)
Jaylin Williams	6-2 (38-29)
K.D. Johnson	(25-6)
Denver Jones	5-2 (22-19)
Chris Moore	6-2 (18-5)
Chad Baker-Mazara	(7-6)
Tre Donaldson	2-1 (2-1)
Aden Holloway	5-1 (5-1)
Dylan Cardwell	1-0 (2-0)

2023-24 BOX SCORES

GAME 1 | #20/17 BAYLOR 88, AUBURN 82

NCAA logo and Auburn at Baylor game details: Auburn at Baylor, 11/07/23 Sanford Pentagon, Social Falls, 2023-24 Men's Basketball.

Game Time: 6:00 PM
Game Duration: 2:25
Attendance: 3,028

Officials: Doug Simons, Pat Adams, Terry Oglesby

Main box score table for Game 1: Auburn 82 vs Baylor 88. Columns include NO. Name, Min, FG, 3P, FT, Rebounds, Fouls, TP, AS, TO, ST, Blocks, +/-.

Shooting By Period table for Game 1: 1st FG% 15-30 50.0%, 3PT% 3-6 50.0%, FT% 10-13 76.9%, 2nd FG% 13-33 39.4%, 3PT% 6-13 46.2%, FT% 7-12 58.3%, GM FG% 28-63 44.4%, 3PT% 9-19 47.4%, FT% 17-25 68.0%, Dead Ball Rebounds: 3, 1

Technical Fouls: Broome 2nd 0:27

Main box score table for Game 2: Auburn 86 vs Southeastern La. 71. Columns include NO. Name, Min, FG, 3P, FT, Rebounds, Fouls, TP, AS, TO, ST, Blocks, +/-.

Shooting By Period table for Game 2: 1st FG% 12-32 37.5%, 3PT% 4-11 36.4%, FT% 6-8 75%, 2nd FG% 14-28 50.0%, 3PT% 5-8 62.5%, FT% 21-26 80.8%, GM FG% 26-60 43.3%, 3PT% 9-19 47.4%, FT% 27-34 79.4%, Dead Ball Rebounds: 2, 2

Technical Fouls: Walter 2nd 0:27

Summary table for Game 1: AUBURN vs BAYLOR. Includes Biggest lead, Best Scoring Run, Lead Changes, Times Tied, Time with Lead, Points from Turnovers, Paint, Second Chance, Fast Breaks, Bench, and Period by Period Scoring.

GAME 2 | AUBURN 86, SOUTHEASTERN LOUISIANA 71

NCAA logo and Southeastern La. at Auburn game details: Southeastern La. at Auburn, 11/07/23 Neville Arena, Auburn, 2023-24 Men's Basketball.

Game Time: 7:00 PM
Game Duration: 2:04
Attendance: 9,121

Officials: Mike Nance, Garrick Shannon, Hunter Allen

Main box score table for Game 2: Auburn 86 vs Southeastern La. 71. Columns include NO. Name, Min, FG, 3P, FT, Rebounds, Fouls, TP, AS, TO, ST, Blocks, +/-.

Shooting By Period table for Game 2: 1st FG% 9-26 34.6%, 3PT% 4-8 50.0%, FT% 6-9 66.7%, 2nd FG% 16-37 43.2%, 3PT% 1-6 16.7%, FT% 10-13 76.9%, GM FG% 25-63 39.7%, 3PT% 5-14 35.7%, FT% 16-22 72.7%, Dead Ball Rebounds: 3, 4

Technical Fouls: NONE

Main box score table for Game 3: Auburn 83 vs Notre Dame 59. Columns include NO. Name, Min, FG, 3P, FT, Rebounds, Fouls, TP, AS, TO, ST, Blocks, +/-.

Summary table for Game 2: AUB vs SLU vs AUB. Includes Biggest lead, Best Scoring Run, Lead Changes, Times Tied, Time with Lead, Points from Turnovers, Paint, Second Chance, Fast Breaks, Bench, and Period by Period Scoring.

GAME 3 | AUBURN 83, NOTRE DAME 59

NCAA logo and Auburn at Notre Dame game details: Auburn at Notre Dame, 11/16/23 Barclays Center, Brooklyn, 2023 Vivid Seats Legends Classic Presented by Old Trapper.

Game Time: 9:00 PM
Game Duration: 1:55
Attendance: 5,524

Officials: Matt Potter, AJ Desai, Pat Evans

Main box score table for Game 3: Auburn 83 vs Notre Dame 59. Columns include NO. Name, Min, FG, 3P, FT, Rebounds, Fouls, TP, AS, TO, ST, Blocks, +/-.

Shooting By Period table for Game 3: 1st FG% 14-26 53.8%, 3PT% 5-10 50.0%, FT% 6-9 66.7%, 2nd FG% 17-32 53.1%, 3PT% 4-10 40.0%, FT% 6-7 85.7%, GM FG% 31-58 53.4%, 3PT% 9-20 45.0%, FT% 12-16 75.0%, Dead Ball Rebounds: 1, 0

Technical Fouls: NONE

Main box score table for Game 4: Auburn 77 vs St. Bonaventure 60. Columns include NO. Name, Min, FG, 3P, FT, Rebounds, Fouls, TP, AS, TO, ST, Blocks, +/-.

Shooting By Period table for Game 4: 1st FG% 15-35 42.9%, 3PT% 2-13 15.4%, FT% 1-2 50%, 2nd FG% 6-27 22.2%, 3PT% 0-13 0.0%, FT% 14-17 82.4%, GM FG% 21-62 33.9%, 3PT% 2-26 7.7%, FT% 15-19 78.9%, Dead Ball Rebounds: 5, 0

Technical Fouls: NONE

Summary table for Game 3: AUB vs ND. Includes Biggest lead, Best Scoring Run, Lead Changes, Times Tied, Time with Lead, Points from Turnovers, Paint, Second Chance, Fast Breaks, Bench, and Period by Period Scoring.

GAME 4 | AUBURN 77, ST. BONAVENTURE 60

NCAA logo and Auburn at St. Bonaventure game details: Auburn at St. Bonaventure, 11/17/23 Barclays Center, Brooklyn, NY, 2023 Vivid Seats Legends Classic Presented by Old Trapper.

Game Time: 7:00 PM
Game Duration: 1:57
Attendance: 4,949

Officials: Nathan Farrell, Byron Jarrett, Evon Burroughs

Main box score table for Game 4: Auburn 77 vs St. Bonaventure 60. Columns include NO. Name, Min, FG, 3P, FT, Rebounds, Fouls, TP, AS, TO, ST, Blocks, +/-.

Shooting By Period table for Game 4: 1st FG% 17-31 54.8%, 3PT% 7-14 50.0%, FT% 7-10 70%, 2nd FG% 8-21 38.1%, 3PT% 1-10 10.0%, FT% 12-17 70.6%, GM FG% 25-52 48.1%, 3PT% 8-24 33.3%, FT% 19-27 70.4%, Dead Ball Rebounds: 4, 0

Technical Fouls: NONE

Main box score table for Game 5: Auburn 82 vs Southeastern La. 71. Columns include NO. Name, Min, FG, 3P, FT, Rebounds, Fouls, TP, AS, TO, ST, Blocks, +/-.

Summary table for Game 4: AUB vs BONA. Includes Biggest lead, Best Scoring Run, Lead Changes, Times Tied, Time with Lead, Points from Turnovers, Paint, Second Chance, Fast Breaks, Bench, and Period by Period Scoring.

Game Notes: 2023 Legends Classic: All Tournament Team • Jason Small (Oklahoma State) • Markus Burton (Notre Dame) • Mika Adams-Woods (St. Bonaventure) • Jaylin Williams (Auburn) • 2023 Legends Classic MVP: John Broome (Auburn)

2023-24 BOX SCORES

GAME 5 | AUBURN 84, ALABAMA A&M 54



Official Basketball Box Score - Final
Alabama A&M at Auburn
11/20/23 Neville Arena, Auburn
2023-24 Men's Basketball

Game Time: 7:00 PM
Game Duration: 2:04
Attendance: 9,121

Officials: Pat Adams, Rob Rorker, Doug Simons

Alabama A&M - 54
Record: 0-3
Table with columns: NO., Name, Min, FG, 3P, FT, Rebounds, Fouls, TP, AS, TO, ST, Blocks, +/-

Shooting By Period
1st FG% 6-26 23.1%
3PT% 1-5 20.0%
FT% 2-4 50%

Dead Ball Rebounds: 1, 2

Technical Fouls: NONE

Auburn - 84
Record: 4-1
Table with columns: NO., Name, Min, FG, 3P, FT, Rebounds, Fouls, TP, AS, TO, ST, Blocks, +/-

Shooting By Period
1st FG% 18-34 52.9%
3PT% 4-13 30.8%
FT% 9-14 64.3%

Dead Ball Rebounds: 3, 0

Technical Fouls: NONE

Summary table with columns: AAM, AUB, Points from, Turnovers, Period by Period Scoring

GAME 6 | AUBURN 74, VIRGINIA TECH 57



Official Basketball Box Score - Final
Virginia Tech at Auburn
11/20/23 Neville Arena, Auburn
2023-24 Men's Basketball

Game Time: 8:15 PM
Game Duration: 2:18
Attendance: 9,121

Officials: Don Daly, Bart Lenox, Olanide Poole

Virginia Tech - 57
Record: 5-3
Table with columns: NO., Name, Min, FG, 3P, FT, Rebounds, Fouls, TP, AS, TO, ST, Blocks, +/-

Shooting By Period
1st FG% 7-21 33.3%
3PT% 1-7 14.3%
FT% 9-14 64.3%

Dead Ball Rebounds: 4, 0

Technical Fouls: NONE

Auburn - 74
Record: 5-1
Table with columns: NO., Name, Min, FG, 3P, FT, Rebounds, Fouls, TP, AS, TO, ST, Blocks, +/-

Shooting By Period
1st FG% 11-30 36.7%
3PT% 1-11 9.1%
FT% 10-15 66.7%

Dead Ball Rebounds: 6, 1

Technical Fouls: Johnson 2nd:5,15

Summary table with columns: VAT, AUB, Points from, Turnovers, Period by Period Scoring

GAME 8 | AUBURN 104, INDIANA 76



Official Basketball Box Score - Final
Auburn at Indiana
12/09/23 State Farm Arena, Atlanta
2023-24 Men's Basketball

Game Time: 2:00 PM
Game Duration: 2:17
Attendance: 8,623

Officials: Anthony Jordan, Todd Austin, Courtney Green

Auburn - 104
Record: 6-2
Table with columns: NO., Name, Min, FG, 3P, FT, Rebounds, Fouls, TP, AS, TO, ST, Blocks, +/-

Shooting By Period
1st FG% 17-37 45.9%
3PT% 6-17 35.3%
FT% 12-13 92.3%

Dead Ball Rebounds: 2, 0

Technical Fouls: NONE

Indiana - 76
Record: 7-2
Table with columns: NO., Name, Min, FG, 3P, FT, Rebounds, Fouls, TP, AS, TO, ST, Blocks, +/-

Shooting By Period
1st FG% 10-29 34.5%
3PT% 4-9 44.4%
FT% 10-13 76.9%

Dead Ball Rebounds: 3, 0

Technical Fouls: NONE

Summary table with columns: AUB, IND, Points from, Turnovers, Period by Period Scoring

GAME 7 | APPALACHIAN STATE 69, AUBURN 64



Official Basketball Box Score - Final
Auburn at App State
12/03/23 Holmes Convocation Center, Boone
2023-24 Men's Basketball

Game Time: 1:00 PM
Game Duration: 2:12
Attendance: 7,037

Officials: Terry Oglesby, Owen Shortt, Vladimir Voyard-Tadaj

Auburn - 64
Record: 5-2
Table with columns: NO., Name, Min, FG, 3P, FT, Rebounds, Fouls, TP, AS, TO, ST, Blocks, +/-

Shooting By Period
1st FG% 12-33 36.4%
3PT% 1-13 7.7%
FT% 6-10 60%

Dead Ball Rebounds: 4, 0

Technical Fouls: NONE

App State - 69
Record: 6-2
Table with columns: NO., Name, Min, FG, 3P, FT, Rebounds, Fouls, TP, AS, TO, ST, Blocks, +/-

Shooting By Period
1st FG% 10-23 43.5%
3PT% 1-5 20.0%
FT% 12-16 75%

Dead Ball Rebounds: 1, 0

Technical Fouls: Harcum 1st:5,00

Summary table with columns: AUB, App, Points from, Turnovers, Period by Period Scoring