



CRIMSON TIDE

BASKETBALL

20 NCAA Appearances » 14 Combined SEC Titles » 2nd in SEC History in Total League Wins » 2nd in SEC History in Winning Percentage

GAME 26 8/5 ALABAMA VS AUBURN

MARCH 2, 2021 / 6 P.M. CT / TUSCALOOSA, ALA.
COLEMAN COLISEUM (2,055)

TV: ESPN2

(Play-By-Play: Kevin Fitzgerald, Analyst: Dane Bradshaw)

RADIO: CRIMSON TIDE SPORTS NETWORK

(Play-By-Play: Chris Stewart, Analyst: Bryan Passink, Sideline: Roger Hoover)
Sirius/XM Channel: 81/81

CRIMSON TIDE

2020-21 Record	19-6
2020-21 SEC Record	14-2
KenPom/NET Rankings	8/7
Leading Scorer	Jaden Shackelford (14.1)
Leading Rebounder	Herbert Jones (6.0)
Leader in Assists	Herbert Jones (3.0)
Head Coach	Nate Oats
Record at Alabama (Years)	35-21 (2nd)
Career Record (Years)	131-64 (6th)

TIGERS

2020-21 Record	12-13
2020-21 SEC Record	6-10
KenPom/NET Ranking	64/70
Leading Scorer	Sharife Cooper (20.2)
Leading Rebounder	Allen Flanigan (5.4)
Leader in Assists	Sharife Cooper (8.1)
Head Coach	Bruce Pearl
Record at Auburn (Years)	137-91 (7th)
Career Record (Years)	599-236 (26th)

NUGGETS YOU NEED TO KNOW

- No. 8/5 Alabama play its final home game of the 2020-21 campaign when it hosts in-state rival Auburn on Tuesday night at 6 p.m. CT on ESPN2. It will mark the second meeting this season as the Crimson Tide captured a 94-90 victory in Auburn Arena back on Jan. 9. UA will be looking for a series sweep of the Tigers for the first time since doing so during the 2014-15 campaign.
- With its 64-59 win at Mississippi State last Saturday, Alabama claimed its first regular season in 19 years. The last time the Tide achieved the feat came during the 2001-02 campaign. It marked UA's eighth SEC regular season crown in program history. It is also the first time since the 1975-76 year that both the Alabama football and men's basketball teams won the SEC regular season championship in the same season. The Crimson Tide became the first SEC school to win conference titles in both sports in the same year since Florida achieved the feat in 2006-07.
- After finishing last year at 16-15 overall and 8-10 in SEC play, Alabama has a record of 19-6 overall and 14-2 in conference action entering the final week of the regular season. The 14 SEC wins are tied for fifth-most in the school record books and are the most since the 1986-87 team captured a school record 16 league victories.
- Nationally, Alabama leads the nation in three-point field goals attempted with 755 entering Tuesday's game vs. Auburn (as of March 1). Additionally, the Crimson Tide ranks second in the NCAA in three-pointers made (268) and fourth in threes made per game (10.7). Furthermore, the Tide is also second nationally in average possession length on offense (14.0) and seventh in the nation in adjusted tempo (74.2 possessions per game).
- According to the Ken Pomeroy ratings (as of 3/1), Alabama owns the nation's No. 3-ranked defense entering its contest with Auburn. Last year, the Tide was rated by the same site at No. 114 in the category.
- Herbert Jones is one of 10 players nationally who was named to the 2021 Naismith Defensive Player of the Year Semifinalist, the Atlanta Tip Off Club. Jones anchors the nation's third-ranked defense in terms of defensive efficiency, according to KenPom.com. He currently leads the team in rebounding (6.0 rpg), steals (1.7 spg), charges taken (13), deflections (84) and blocked shots (26 total blocks).
- John Petty Jr. has made an SEC-leading 59 three-pointers this season (59-of-155) while also breaking school records in career threes made (293) and attempted (761) earlier this year. Petty is the team's second-leading scorer at 12.8 ppg and is one of four UA players who averages better than 38-percent shooting from deep (Jones - 48.8%, Quinerly - 45.2%, Primo - 40.9% and Petty - 38.1%).

2020-21 SCHEDULE

Opponent	TV	Time (CT)/Result
NOVEMBER		
25 JACKSONVILLE STATE	SEC Network	W, 81-57
30 vs. Stanford ¹	ESPN2	L, 64-82
DECEMBER		
1 vs. UNLV ¹	ESPN2	W, 86-74
2 vs. Providence ¹	ESPN2	W, 88-71
12 vs. Clemson ²	ACCN+	L, 56-64
15 FURMAN	SEC Network	W, 83-80
19 WESTERN KENTUCKY	ESPNU	L, 71-73
22 EAST TENNESSEE ST	SEC Network+	W, 85-69
29 OLE MISS*	SEC Network	W, 82-64
JANUARY		
2 at ^{7/8} Tennessee*	ESPN2	W, 71-63
5 FLORIDA*	ESPN2	W, 86-71
9 at Auburn*	ESPN2	W, 94-90
12 at Kentucky*	ESPN	W, 85-65
16 ARKANSAS*	SEC Network	W, 90-59
19 at LSU*	ESPNU	W, 105-75
23 MISSISSIPPI STATE*	SEC Network	W, 81-73
26 KENTUCKY*	ESPN	W, 70-59
30 at ^{24/RV} Oklahoma ³	ESPN	L, 61-66
FEBRUARY		
3 LSU*	ESPN2	W, 78-60
6 at ^{18/17} Missouri*	ESPN	L, 65-68
9 at South Carolina*	SEC Network	W, 81-78
13 GEORGIA*	SEC Network	W, 115-82
18 at Texas A&M*	SEC Network	Postponed
20 VANDERBILT*	SEC Network	W, 82-78
24 at ^{20/20} Arkansas*	ESPN2	L, 66-81
27 at Mississippi State*	SEC Network	W, 64-59
MARCH		
2 AUBURN*	ESPN2	6 p.m.
6 at Georgia*	CBS	1 p.m.
10-14 at SEC Tournament ⁴	TBD	TBD

- 1 Maui Invitational (Asheville, N.C.)
- 2 Holiday Hoopsgiving (Atlanta, Ga.)
- 3 SEC/Big 12 Challenge
- 4 SEC Tournament (Nashville, Tenn.)



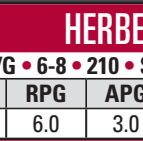
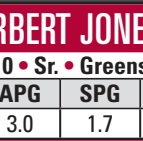

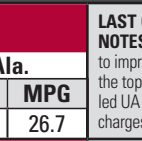
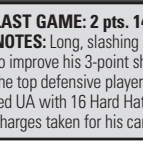


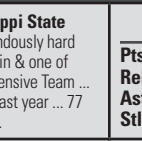

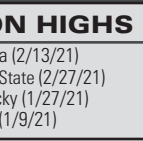
* Southeastern Conference game
BOLD indicates home game
Rankings listed are AP/Coaches

Follow us on Twitter, Instagram and Facebook at @AlabamaMBB



Follow **ALABAMA MEN'S BASKETBALL** on the social media sites listed for up-to-date news, exclusive content and more.

2020-21 OVERALL RECORDS • 19-6 / SEC • 14-2 / HOME • 11-1 / AWAY • 6-3 / NEUTRAL • 2-2
PREVIOUS GAME STARTERS HIGHLIGHTED IN SHADED BOX

1		HERBERT JONES						<p>LAST GAME: 2 pts, 14 rebs, 2 ast, 2 stls at Mississippi State</p> <p>NOTES: Long, slashing & athletic lefty who worked tremendously hard to improve his 3-point shot in the offseason ... 3-year captain & one of the top defensive players in the nation ... 2020 SEC All-Defensive Team ... led UA with 16 Hard Hat Awards & 593 Blue Collar points last year ... 77 charges taken for his career ... Academic All-District (2019).</p>	<p>SEASON HIGHS</p> <p>Pts: 21 vs. Georgia (2/13/21)</p> <p>Rebs: 14 at Miss. State (2/27/21)</p> <p>Asts: 8 vs. Kentucky (1/27/21)</p> <p>Stls: 5 at Auburn (1/9/21)</p>		
		F/G • 6-8 • 210 • Sr. • Greensboro, Ala.									
		PPG	RPG	APG	SPG	BPG	MPG			11.0	6.0
2		JORDAN BRUNER						<p>LAST GAME: 2 pts, 2 asts, 2 stls at Mississippi State</p> <p>NOTES: High level defender & shot-blocker ... first-team All-Ivy League last season at Yale ... the only player in Yale history to record a triple-double ... high IQ player ... ability to knock down three-pointers & make precision passes ... Oats was the first to contact him when he entered portal ... came to Alabama because of style of play fit him best.</p>	<p>SEASON HIGHS</p> <p>Pts: 14 2x, last at Arkansas (2/24/21)</p> <p>Rebs: 8 vs. ETSU (12/22/20)</p> <p>Asts: 4 4x, last at Auburn (1/9/21)</p> <p>Stls: 5 vs. Clemson (12/12/20)</p>		
		F • 6-10 • 225 • Gr. • Columbia, S.C.									
		PPG	RPG	APG	SPG	BPG	MPG			7.3	5.2
3		ALEX REESE						<p>LAST GAME: 3 pts, 4 rebs at Mississippi State</p> <p>NOTES: Stretch four who can play inside but is at his best when he takes advantage of mismatches ... one of the team's most experienced players and outside shooters ... led Alabama in blocked shots last season ... one of the team's top rebounders ... coming off a season in which he set career highs in most every category.</p>	<p>SEASON HIGHS</p> <p>Pts: 15 at Oklahoma (1/30/21)</p> <p>Rebs: 5 5x, last vs. Georgia (2/13/21)</p> <p>Asts: 2 4x, last vs. Vanderbilt (2/20/21)</p> <p>Blks: 3 vs. Florida (1/5/21)</p>		
		F • 6-9 • 230 • Sr. • Pelham, Ala.									
		PPG	RPG	APG	SPG	BPG	MPG			5.6	3.1
4		JUWANA GARY						<p>LAST GAME: 3 pts, 2 stls at Mississippi State</p> <p>NOTES: Strong, athletic power forward who sat out the 2019-20 season after suffering a knee injury ... strong around the post and gives the Tide another big body inside ... capable of playing outside the arc but specializes inside the paint and on the boards ... came to Alabama as a top-100 recruit (No. 64 by ESPN).</p>	<p>SEASON HIGHS</p> <p>Pts: 12 vs. LSU (2/3/21)</p> <p>Rebs: 9 at Arkansas (2/24/21)</p> <p>Asts: 1 2x, last at Missouri (2/6/21)</p> <p>Blks: 3 vs. Arkansas (1/16/21)</p>		
		F • 6-6 • 218 • R-Fr. • Columbia, S.C.									
		PPG	RPG	APG	SPG	BPG	MPG			3.1	2.1
5		JADEN SHACKELFORD						<p>LAST GAME: 15 pts, 6 rebs at Mississippi State</p> <p>NOTES: One of the top shooters in the SEC ... left-handed shooter who primarily plays at the 2 ... Freshman All-SEC honoree last year ... finished the 2019-20 season with 84 threes made including 55 coming in league play which led the SEC ... capable of scoring from anywhere on the court ... terrific finisher around the rim.</p>	<p>SEASON HIGHS</p> <p>Pts: 27 vs. Vanderbilt (2/20/21)</p> <p>Rebs: 12 vs. Jax State (11/25/20)</p> <p>Asts: 8 at LSU (1/19/21)</p> <p>Stls: 2 4x, last at Oklahoma (1/20/21)</p>		
		G • 6-3 • 200 • So. • Hesperia, Calif.									
		PPG	RPG	APG	SPG	BPG	MPG			14.1	4.0
11		JOSH PRIMO						<p>LAST GAME: 3 pts, 2 rebs at Mississippi State</p> <p>NOTES: Combo guard who is one of the top young players in the nation ... reclassified from 2021 class into 2020 class and was a 5-star prospect who was ranked No. 19 overall ... lengthy, athletic and versatile player who is one of the top players in all of Canada ... was AAU teammates with fellow freshman Keon Ambrose-Hylton.</p>	<p>SEASON HIGHS</p> <p>Pts: 22 2x, last at LSU (1/19/21)</p> <p>Rebs: 6 vs. Ole Miss (12/29/20)</p> <p>Asts: 3 3x, last vs. Arkansas (1/16/21)</p> <p>Stls: 4 at Kentucky (1/12/21)</p>		
		G • 6-6 • 190 • Fr. • Toronto, Ontario									
		PPG	RPG	APG	SPG	BPG	MPG			8.3	3.3
12		DARIUS MILES						<p>LAST GAME: DNP at Mississippi State</p> <p>NOTES: Late signee who came to Alabama from IMG Academy ... a wiry, aggressive player who can slash to the basket ... capable of making the three-point shot ... runs the floor well and is at his best in transition ... solid rebounder ... listed as a 4-star signee and the 26th-best small forward in the nation by Rivals.</p>	<p>SEASON HIGHS</p> <p>Pts: 9 at LSU (1/19/21)</p> <p>Rebs: 4 vs. Georgia (2/13/21)</p> <p>Asts: 2 vs. LSU (2/3/21)</p> <p>Stls: 1 vs. Stanford (11/30/20)</p>		
		F • 6-6 • 185 • Fr. • Washington, D.C.									
		PPG	RPG	APG	SPG	BPG	MPG			2.5	0.8
13		JAHVON QUINERLY						<p>LAST GAME: 19 pts, 3 asts, 2 stls at Mississippi State</p> <p>NOTES: Transfer from Villanova who was denied a waiver by the NCAA to play last year ... applied his year out to get better, learn Oats' system and improve his overall game ... helped create the "Jelly" fad & has over 420k followers on Instagram ... a 2018 McDonald's All-American ... ranked No. 26 in ESPN's 2018 Top 100.</p>	<p>SEASON HIGHS</p> <p>Pts: 24 vs. Ole Miss (12/29/20)</p> <p>Rebs: 5 vs. Ole Miss (12/29/20)</p> <p>Asts: 9 vs. ETSU (12/22/20)</p> <p>Stls: 3 vs. Stanford (11/30/20)</p>		
		G • 6-1 • 175 • So. • Hackensack, N.J.									
		PPG	RPG	APG	SPG	BPG	MPG			12.1	1.9
14		KEON ELLIS						<p>LAST GAME: 2 pts, 4 rebs, 1 stl at Mississippi State</p> <p>NOTES: Smooth 2-guard who is a terrific shooter and very capable defender ... also brings a veteran quality to the Tide after spending two years at Florida Southwestern State College ... earned NJCAA All-America honors and was ranked as the No. 1 JUCO player in the nation ... older brother played D-I basketball Jacksonville University.</p>	<p>SEASON HIGHS</p> <p>Pts: 16 vs. Florida (1/5/21)</p> <p>Rebs: 9 vs. Vanderbilt (2/20/21)</p> <p>Asts: 3 3x, last vs. Vandy (2/20/21)</p> <p>Stls: 3 2x, last at South Carolina (2/9/21)</p>		
		G • 6-6 • 170 • Jr. • Eustis, Fla.									
		PPG	RPG	APG	SPG	BPG	MPG			4.9	3.5
22		KEON AMBROSE-HYLTON						<p>LAST GAME: DNP at Mississippi State</p> <p>NOTES: Athletic and powerful big man ... has a high motor and can run the floor ... blue-collar work ethic and is always the first one in the gym ... his strength is around the rim where he can use his explosiveness and athletic ability ... teammates alongside Josh Primo for UPlay AAU in Canada ... rated as one of the top prep players in all of Canada.</p>	<p>SEASON HIGHS</p> <p>Pts: 4 3x, last vs. Miss. State (1/21/21)</p> <p>Rebs: 4 vs. Arkansas (1/16/21)</p> <p>Asts: 2 at LSU (1/19/21)</p> <p>Blks: 2</p>		
		F • 6-8 • 210 • Fr. • Toronto, Ontario									
		PPG	RPG	APG	SPG	BPG	MPG			1.1	0.9
23		JOHN PETTY JR.						<p>LAST GAME: 9 pts, 5 rebs, 2 asts at Mississippi State</p> <p>NOTES: The top three-point shooter in the SEC and one of the best shooters in the nation ... on verge of breaking nearly every three-point record in program history ... Jerry West Award Preseason Watch List ... Preseason All-SEC First Team ... tested NBA waters and was one of the last players to withdraw name.</p>	<p>SEASON HIGHS</p> <p>Pts: 24 at LSU (1/19/21)</p> <p>Rebs: 8 2x, last at South Carolina (2/9/21)</p> <p>Asts: 6 2x, last vs. Furman (12/15/20)</p> <p>Stls: 4 2x, last at Missouri (2/6/21)</p>		
		G • 6-5 • 184 • Sr. • Huntsville, Ala.									
		PPG	RPG	APG	SPG	BPG	MPG			12.8	5.0
33		JAMES ROJAS						<p>LAST GAME: 9 pts, 6 rebs at Mississippi State</p> <p>NOTES: Sat out last season after suffering knee injury prior to the year ... JUCO All-America at Hutchison CC ... effective around the basket and can knock down threes ... strong post-presence and solid post-defender ... plays with a toughness and a chip on his shoulder ... from same hometown at assistant coach Bryan Hodgson.</p>	<p>SEASON HIGHS</p> <p>Pts: 15 vs. Florida (1/5/21)</p> <p>Rebs: 7 3x, last vs. Florida (1/5/21)</p> <p>Asts: 1 6x last vs. Georgia (2/13/21)</p> <p>Stls: 2 vs. Furman (12/15/20)</p>		
		F • 6-8 • 220 • Jr. • Jamestown, N.Y.									
		PPG	RPG	APG	SPG	BPG	MPG			3.3	3.2

LAST TIME OUT: NO. 6/7 ALABAMA 64, MISSISSIPPI STATE 59 [STARKVILLE, MISS. | 2/27/21]

Official Basketball Box Score - Final															Game Time: 5:01 PM	
Alabama at Mississippi State															Game Duration: 2:02	
2020-21 Humphrey Coliseum, Starkville, Miss.															Attendance: 1,000	
2020-21 Men's Basketball															Officials: Mike Nance, Chuck Jones, Robert Felder	
Alabama - 64															Record: 19-6 (14-2)	
NO.	Name	Min	FG	3P	FT	Rebounds	Fouls	TP	AS	TO	ST	Blocks	+/	Shooting By Period		
2	Jordan Bruner	16:34	0-3	0-2	0-0	2 0 2	1 0 0	2	0	2	1	1	-4	1 st FG%	12-30 40.0%	
1	Herbert Jones	33:34	1-9	0-3	0-0	6 8 14	3 4 2	2	2	2	0	2	-1	3PT%	5-12 41.7%	
5	Jaden Shackelford	31:28	5-14	1-5	4-5	0 6 6	1 2 15	0	0	0	0	0	3	FT%	5-6 83.3%	
14	Keon Ellis	20:40	0-3	0-2	2-2	2 2 4	0 3 2	1	2	0	0	0	-1	2 nd FG%	9-35 25.7%	
23	John Petty Jr.	32:52	2-9	1-6	4-4	1 4 5	2 3 9	2	2	2	1	1	0	3PT%	2-16 12.5%	
3	Alex Reese	08:58	1-5	1-2	0-0	1 3 4	2 0 3	0	0	0	1	0	0	FT%	10-11 90.9%	
11	Joshua Primo	08:16	1-1	0-0	0-0	1 1 2	2 1 2	0	1	0	0	0	1	GM FG%	21-65 32.3%	
13	Jahvon Quinerly	26:45	8-16	3-6	0-0	0 1 1	2 1 19	2	3	2	0	0	3	3PT%	7-28 25.0%	
4	Juwan Gary	06:26	1-1	0-0	1-2	0 0 0	2 1 3	0	3	2	0	0	6	FT%	15-17 88.2%	
33	James Rojas	14:27	2-4	1-2	4-4	3 3 6	2 2 9	0	1	1	1	0	9	Dead Ball Rebounds: 0, 0		
Team															21-65 7-28 15-17	
Totals															17 28 45 17 17 64 9 14 11 3 7 5	
Mississippi State - 59															Record: 13-12 (7-9)	
NO.	Name	Min	FG	3P	FT	Rebounds	Fouls	TP	AS	TO	ST	Blocks	+/	Shooting By Period		
24	Abdul Ado	29:26	4-6	0-0	1-2	2 7 9	0 3 9	1	1	1	1	4	1	3	1 st FG%	9-31 29.0%
35	Tolu Smith	35:09	6-9	0-0	0-2	5 8 13	3 3 12	0	4	1	0	1	-2	3PT%	1-6 16.7%	
0	Jalen Johnson	19:39	3-7	1-4	0-0	1 2 3	1 1 7	0	1	0	0	0	2	FT%	2-6 33.3%	
1	Iverson Molinar	34:37	5-15	0-1	1-2	1 5 6	4 2 11	0	4	0	1	0	0	2 nd FG%	15-28 53.6%	
3	D.J. Stewart Jr.	34:23	4-12	0-3	7-9	0 1 1	1 6 15	4	4	1	1	0	-3	3PT%	0-6 0.0%	
5	Deivon Smith	19:51	1-6	0-1	0-0	0 3 3	2 1 2	4	0	2	0	1	-12	FT%	8-11 72.7%	
20	Derek Fountain	18:36	1-3	0-2	1-2	1 1 2	2 1 3	1	1	0	0	0	-3	GM FG%	24-59 40.7%	
32	Quinten Post	05:33	0-1	0-1	0-0	0 1 1	2 0 0	0	0	0	1	0	-6	3PT%	1-12 8.3%	
2	Javian Davis	02:37	0-0	0-0	0-0	0 0 0	1 0 0	0	0	0	0	0	-5	FT%	10-17 58.8%	
4	Cameron Matthews	00:09	0-0	0-0	0-0	0 0 0	1 0 0	0	0	0	0	0	1	Dead Ball Rebounds: 3, 0		
Team															24-59 1-12 10-17	
Totals															11 29 40 17 17 59 10 16 5 7 3 -5	
Technical Fouls: NONE																
UA															MSU	
Biggest lead															13 (1 st 0:33) 3 (1 st 12:44)	
Best Scoring Run															13 (1 st 7:11) 6 (1 st 12:44)	
Lead Changes															3	
Times Tied															1	
Time with Lead															33:17 04:43	
Points from															UA MSU	
Turnovers															12 11	
Paint															26 36	
Second Chance															10 17	
Fast Breaks															19 6	
Bench															36 5	
Period by Period Scoring															1st 2nd TOT	
UA															34 30 64	
MSU															21 38 59	

STARKVILLE, Miss. — The No. 6/7 Alabama men's basketball team beat Mississippi State, 64-59, Saturday night to clinch the 2021 Southeastern Conference regular-season championship. It is the program's first conference title in 19 years dating back to the 2001-02 season.

Guard Jahvon Quinerly led the Crimson Tide with a game-high 19 points off the bench, while guard Jaden Shackelford added 15 points and six rebounds. Forward Herbert Jones pulled down a season-best 14 rebounds, including six on the offensive glass.

Alabama improved to 19-6 overall and 14-2 in SEC play with the win. The 14 wins in league play is tied for the fifth-most in program history.

Coach Nate Oats Postgame Comments

"I'm really proud of our guys. It's not easy to win SEC Championships. I thought our kids played really hard, that's the hardest we've played in a long time. They did what we asked them to do. The offense didn't come easy. Give Mississippi State a lot of credit they made it hard to score and they hung in there and made it a tight game, but our kids rebounded the ball and played hard, diving on the floor for loose ball and taking charges. I thought our defensive effort was the best we've had in a long time. We'll get the offense fixed hopefully next week. I'm just really proud of the guys, because SEC Championships don't come easy."

Team Stats

- Alabama clinched its eighth regular-season SEC title with the 64-59 victory
- The Tide improved to 15-0 this season when holding the lead at halftime
- Mississippi State shot 41 percent (24-of-59) to the Tide's 32 percent (21-of-65), but Alabama went 7-of-28 from the three-point line and limited the Bulldogs to 1-of-12 shooting beyond the arc
- After shooting only eight free throws in its last contest, Alabama knocked down 15-of-17 from the charity stripe while Mississippi State hit 10-of-17
- UA won the rebounding battle 45-40 leading to 19 fast-break points and 11 steals

- The Crimson Tide bench was outstanding with 36 points while the Bulldogs' reserves scored just five
- Quinerly finished the contest with 19 points on 8-of-16 shooting from the field and 3-of-6 from three-point land

First Half

- The game got off to a slow start with both teams combining to score just 11 points (Alabama 6, Mississippi State) through the first 7-plus minutes
- Things stayed close before a 15-1 Crimson Tide run over a span of 5:14 extended the UA lead to 20-9 with 7:11 left to go in the opening stanza
- Alabama and Mississippi State swapped baskets over the next few minutes with the Tide up 24-14 at the under-4-minute media time out
- The Bulldogs cut the lead to 27-19, but Alabama outscored State 7-2 in the final two minutes to take its largest lead of the half into the locker room, 34-21
- Jahvon Quinerly led Alabama with 15 points on 6-of-9 shooting from the field and 3-of-4 from beyond the arc

Second Half

- The Bulldogs started the second half with an 8-2 run to cut the Tide lead to seven at the 17:45 mark
- The Tide and Mississippi State went back-and-forth the next few minutes with Alabama leading 49-41 with 11:51 left in the final stanza
- Mississippi State used a 10-2 run to shrink the Tide's lead to 56-53 with 4:17 remaining
- The game went scoreless until the final :43 seconds of the game with both teams trading baskets down the stretch and Alabama coming away with the 64-59 victory to clinch the SEC regular-season title
- Alabama held the Bulldogs scoreless from 4:17 to :38 and knocked down 5-of-6 free throws in the final minute to get the win

2020-21 TOP PERFORMANCES

CATEGORY	ALABAMA	OPPONENTS
Points	27 by Jaden Shackelford vs. Vanderbilt, 2/20/21	28, Moses Moody, Arkansas, 1/16/21
Field Goals Made	10 by Jaden Shackelford vs. Vanderbilt, 2/20/21	11 by Charles Bassey, WKU, 12/19/20
Field Goal Attempts	21 by Jaden Shackelford vs. Vanderbilt, 2/20/21	25, Moses Moody, Arkansas, 1/16/21
3-Pointers Made	8 2x, last by last by John Petty Jr. at LSU, 1/19/21	6, 2x, last by Damari Monsanto, ETSU, 12/22/20
3-Pointers Attempted	13 by Jaden Shackelford vs. ETSU, 12/22/20	13, AJ Lawson, South Carolina, 2/9/21
Rebounds	14, last by Herbert Jones at Mississippi State, 2/27/21	15 by Dylan Disu, Vanderbilt, 2/20/21
Assists	9 by Jahvon Quinerly vs. ETSU, 12/22/20	9, Sharife Cooper, Auburn, 1/9/21
Steals	5 2x, last by Jordan Bruner vs. Auburn, 1/9/21	5, Mark Smith, Missouri, 2/6/21
Blocks	3, 5x, last by Herbert Jones vs. Mississippi State, 1/21/21	7, Isaiah Jackson, Kentucky, 1/12/21

TIDE	TALE OF THE TAPE	TIGERS
2020-21	Season	2020-21
19-6	Overall	12-13
14-2	Conference	6-10
7-3	Last 10	4-6
4-1	Last 5	2-3
79.6	PPG	77.9
70.4	OPP PPG	76.9
+9.2	Margin	+1.0
.430	FG%	.438
.407	FG% DEF	.439
.355	3PT%	.329
.287	3PT% DEF	.332
10.7	3PT MPG	9.1
.721	FT%	.706
40.4	RPG	39.3
38.8	OPP RPG	36.2
+1.8	Margin	+3.1
14.2	APG	15.0
14.3	TOs PG	16.3
4.1	BPG	6.2
8.4	SPG	6.4

SERIES HISTORY

Overall Series Record.....	Alabama leads, 97-66
Last Five Contests.....	Auburn leads, 3-2
Last 10 Contests.....	Auburn leads, 6-4
At Auburn.....	Auburn leads, 33-27 (Alabama streak: Won 1)
At Alabama.....	Alabama leads, 50-10 (Alabama streak: Won 1)
At Coleman Coliseum.....	Alabama leads, 43-9
Neutral Site.....	Auburn leads, 23-20
Series Streak.....	Alabama won 1
Last Meeting.....	Jan. 9, 2021 (Auburn, Ala.) Alabama 94, Auburn 90

ABOUT AUBURN

• Auburn comes into Tuesday night's rivalry game at Alabama sporting a 12-13 overall mark, including a 6-10 record on SEC play entering the final week of the regular season. Most recently, the Tigers earned arguably one of its biggest wins of the season when it captured a 77-72 home win over then-No. 25 Tennessee last Saturday afternoon. Guard Allen Flanigan paced the team with 23 points, seven rebounds and three assists in the contest.

• The Tigers are led on the year by freshman star Sharife Cooper, who tops the team in scoring (20.3 ppg) and is one of the top assist men in the nation at 8.1 dimes per game. However, Cooper has missed the team's last two contests due to an ankle injury and his status for Tuesday night is questionable.

• Flanigan has picked up the scoring in Cooper's absence and is now averaging 14.7 points per contest. He also is the team leader in rebounding (5.4 rpg), field goals made (113) and field goals attempted (247), while ranking second in minutes (30.4 mpg), assists (3.0 apg) and threes made (41).

• Forward Jaylin Williams (10.6 ppg), forward JT Thor (9.4 ppg) and guard Jamal Johnson (9.2 ppg), the son of former Alabama standout Buck Johnson, all contribute on the offensive end for the Tigers. Williams leads the squad in field goal percentage (.510) with Johnson topping AU in threes made (50), threes attempted (140) and three-point field goal percentage (.357).

• As a team, Auburn is outscoring the competition by +1.0 points per game (77.9-76.9) and owns a +3.1 advantage on the glass (39.3-36.2). The Tigers are shooting 43.8 percent from the floor, 33.2 percent from beyond the arc and 70.6 percent from the charity stripe. Defensively, Auburn allows an average of 76.9 points per game while opponents shoot 43.9 percent from the field and 33.2 percent from deep.

• In SEC play, the Tigers rank third in the league in scoring offense (79.4) but are 13th in scoring defense (80.4) entering its game at Alabama. Auburn leads the league in assists per game (14.8) during league action and rank second in rebounds per game (38.7). The Tigers are shooting 43.5 percent from the floor, 33.6 percent from deep and 75.6 percent from the charity stripe.

• Bruce Pearl is in his seventh season at Auburn and owns a record of 137-91 (.601). Now in his 26th season as a collegiate coach, Pearl owns an overall mark of 599-236 (.717).

ASSOCIATED PRESS POLL

WEEK 15 (FEB. 28)				
Rank	Team (FPV)	Record	Points	Prev. Rank
1	Gonzaga (59)	24-0	1,571	1
2	Michigan (4)	18-1	1,512	3
3	Baylor	18-1	1,450	2
4	Illinois	18-6	1,350	5
5	Iowa	18-7	1,266	9
6	West Virginia	17-6	1,210	10
7	Ohio State	18-7	1,163	4
8	Alabama	19-6	1,130	6
9	Houston	20-3	1,109	12
10	Villanova	15-4	942	8
11	Florida State	14-4	897	11
12	Arkansas	19-5	847	20
13	Kansas	18-8	785	17
14	Creighton	17-6	669	13
15	Texas	14-7	650	14
16	Oklahoma	14-7	584	7
17	Oklahoma State	16-6	553	NR
18	Texas Tech	15-8	494	18
19	San Diego State	19-4	406	22
20	Loyola Chicago	21-4	367	21
21	Virginia	15-6	362	15
22	Virginia Tech	15-5	335	16
23	Purdue	16-8	192	NR
24	Colorado	19-7	150	NR
25	Wisconsin	16-9	106	23

Others receiving votes: BYU 101, USC 88, **Clemson 47**, **Florida 24**, **Tennessee 19**, St. Bonaventure 16, Oregon 15, **Missouri 13**, Wichita State 11, Maryland 9, Toledo 8, Connecticut 5, Belmont 5, Winthrop 4, North Carolina 4, UCLA 2, Louisville 2, UC Santa Barbara 1, Drake 1

USA TODAY/COACHES POLL

WEEK 15 (FEB. 28)				
Rank	Team (FPV)	Record	Points	Prev. Rank
1	Gonzaga (31)	24-0	799	1
2	Michigan (1)	18-1	764	3
3	Baylor	18-1	733	2
4	Illinois	18-6	670	4
5	Alabama	19-6	576	7
5	West Virginia	17-6	576	13
7	Houston	20-3	556	10
8	Iowa	18-7	554	12
9	Villanova	15-4	541	6
10	Ohio State	18-7	517	5
11	Florida State	14-4	485	9
12	Creighton	17-6	385	11
13	Arkansas	19-5	376	20
14	Kansas	18-8	359	19
15	Oklahoma	14-7	323	8
16	Texas	14-7	252	16
17	Oklahoma State	16-6	248	21
18	Texas Tech	15-8	240	17
19	Virginia Tech	15-5	224	15
20	Virginia	15-6	217	14
21	San Diego State	19-4	183	25
22	Loyola Chicago	21-4	179	22
23	Purdue	16-8	130	RV
24	USC	19-6	119	18
25	Oregon	16-5	97	23

Others receiving votes: Wisconsin 43, Colorado 43, BYU 25, UCLA 25, Wichita State 21, Maryland 21, Drake 19, **Clemson 18**, **Florida 14**, UConn 14, **Missouri 12**, Belmont 11, **Tennessee 9**, Winthrop 6, North Carolina 6, Rutgers 3, Xavier 2, Louisville 2, Toledo 1, St. Bonaventure 1, Michigan State 1.

ALABAMA IN THE POLLS WEEK-BY-WEEK

WEEK	AP/USA TODAY	WEEK	AP/USA TODAY
PRE	RV/25	9	18/16
2	RV/25	10	9/18
3	RV/RV	11	10/7
4	NR/NR	12	11/11
5	NR/NR	13	8/9
6	NR/NR	14	6/7
7	RV/RV	15	8/5
8	RV/T24	16	

QUICK FACTS

UNIVERSITY

Location	Tuscaloosa, Ala.
Founded	April 12, 1831
Enrollment	37,842
Conference	Southeastern
Colors	Crimson and White
Nickname	Crimson Tide
President	Dr. Stuart Bell
Athletic Director	Greg Byrne

FACULTY ATHLETICS

Facultay Athletics Representative	Dr. James King
Sport Administrator	Jeff Purinton
Arena (Capacity)	Coleman Coliseum (14,474)

COACHING STAFF

Head Coach	Nate Oats
Alma Mater	Maranatha Baptist, 1998
Record at Alabama	35-21, .625 (2nd Season)
Career Record	131-64 .672 (Sixth Season)
Assistant Coaches	Charlie Henry Bryan Hodgson Antoine Pettway
Director of Operations	Adam Bauman
Operations Coordinator	Alex Accetta
Strength and Conditioning	Mike Snowden
Athletic Trainer	Clarke Holter
Director of Video Services	Donovan Kates
Director of Player Development	Dr. Arnie Guin
Nutritionist	Amanda Branson
Graduate Managers	Jackson Patton, Christian Pino, Derek Rongstad, Ikenna Smart

TEAM INFORMATION

2019-20 Record	16-15
2019-20 SEC Record	8-10
2019-20 H/A/N Record	10-5/4-8/2-2
Starters Returning/Lost	4/1
Letterwinners Returning/Lost	7/6
Newcomers	9*

* includes transfers

PROGRAM HISTORY

All-Time Record	1,710-1,067-1 (.616)
SEC Record	813-628 (.564)
SEC Tournament Record	67-53 (.558)
SEC Championships	7
NCAA Appearances	20
NIT Appearances	16

ATHLETICS COMMUNICATIONS

Basketball Contact	Aaron Jordan Director of Athletics Communications
Office	205-348-6084
Mobile	205-913-1979
E-mail	ajordan@ia.ua.edu
Fax	205-348-8841
Website	www.RollTide.com
Mailing Address	1201 Coliseum Drive Room 170 Tuscaloosa, AL 35487

2020-21 ALPHABETICAL ROSTER

No.	Name	Pos.	Ht.	Wt.	Cl.	Hometown (Previous School)
22	Keon Ambrose-Hylton	F	6-8	210	Fr.	Toronto, Ontario (Andrews Osborne Academy)
15	Tyler Barnes	F	6-8	200	Sr.	Louisville, Ky. (St. Xavier HS)
2	Jordan Bruner#	F	6-9	205	Gr.	Columbia, S.C. (Yale/Spring Valley HS)
25	Adam Cottrell	G	6-3	200	So.	Flowery Branch, Ga. (Lakeview Academy)
14	Keon Ellis	G	6-6	170	Jr.	Eustis, Fla. (Florida SW State/Leesburg HS)
4	Juwan Gary^	F	6-6	218	R-Fr.	Columbia, S.C. (West Charlotte HS)
21	Britton Johnson	G	6-4	183	Jr.	Mountain Brook, Ala. (Mountain Brook HS)
1	Herbert Jones	G	6-8	210	Sr.	Greensboro, Ala. (Hale Country HS)
12	Darius Miles	F	6-6	185	Fr.	Washington, D.C. (IMG Academy)
23	John Petty Jr.	G	6-5	195	Sr.	Huntsville, Ala. (Mae Jemison HS)
11	Joshua Primo	G	6-6	190	Fr.	Toronto, Ontario (Royal Crown Academic School)
24	Jaden Quinerly	G	6-0	155	Fr.	Hackensack, N.J. (Ramsey HS)
13	Jahvon Quinerly%	G	6-1	175	So.	Hackensack, N.J. (Villanova)
3	Alex Reese	F	6-9	230	Sr.	Pelham, Ala. (Pelham HS)
33	James Rojas^	F	6-8	220	Jr.	Jamestown, N.Y. (Hutchinson CC)
5	Jaden Shackelford	G	6-3	200	So.	Hesperia, Calif. (Hesperia HS)
35	Alex Tchikou	F	6-11	225	Fr.	Paris, France (Dream City Christian)
30	Kendall Wall	F	6-5	192	Gr.	Columbia, S.C. (Francis Marion)

2020-21 NUMERICAL ROSTER

No.	Name	Pos.	Ht.	Wt.	Cl.	Hometown (Previous School)
1	Herbert Jones	G	6-8	210	Sr.	Greensboro, Ala. (Hale Country HS)
2	Jordan Bruner#	F	6-9	205	Gr.	Columbia, S.C. (Yale/Spring Valley HS)
3	Alex Reese	F	6-9	230	Sr.	Pelham, Ala. (Pelham HS)
4	Juwan Gary^	F	6-6	218	R-Fr.	Columbia, S.C. (West Charlotte HS)
5	Jaden Shackelford	G	6-3	200	So.	Hesperia, Calif. (Hesperia HS)
11	Joshua Primo	G	6-6	190	Fr.	Toronto, Ontario (Royal Crown Academic School)
12	Darius Miles	F	6-6	185	Fr.	Washington, D.C. (IMG Academy)
13	Jahvon Quinerly%	G	6-1	175	So.	Hackensack, N.J. (Villanova)
14	Keon Ellis	G	6-6	170	Jr.	Eustis, Fla. (Florida SW State/Leesburg HS)
15	Tyler Barnes	F	6-8	200	Sr.	Louisville, Ky. (St. Xavier HS)
21	Britton Johnson	G	6-4	183	Jr.	Mountain Brook, Ala. (Mountain Brook HS)
22	Keon Ambrose-Hylton	F	6-8	210	Fr.	Toronto, Ontario (Andrews Osborne Academy)
23	John Petty Jr.	G	6-5	195	Sr.	Huntsville, Ala. (Mae Jemison HS)
24	Jaden Quinerly	G	6-0	155	Fr.	Hackensack, N.J. (Ramsey HS)
25	Adam Cottrell	G	6-3	200	So.	Flowery Branch, Ga. (Lakeview Academy)
30	Kendall Wall	F	6-5	192	Gr.	Columbia, S.C. (Francis Marion)
33	James Rojas^	F	6-8	220	Jr.	Jamestown, N.Y. (Hutchinson CC)
35	Alex Tchikou	F	6-11	225	Fr.	Paris, France (Dream City Christian)

Graduate transfer and immediately eligible to suit up for the 2020-21 season

% Sat out the 2019-20 season due to NCAA transfer rules

^ Injured and was redshirted during the 2019-20 season

PLAYER MAJORS

FRESHMAN

Keon Ambrose-Hylton	Kinesiology- Exercise Science
Juwan Gary	African American Studies
Darius Miles	Communication Studies
Jaden Quinerly	Consumer Science
Joshua Primo	Business- Finance
Alex Tchikou	Business- Management

SOPHOMORES

Adam Cottrell	Business- Management
Jahvon Quinerly	Hospitality Management
Jaden Shackelford	Advertising

JUNIORS

Keon Ellis	Business- Management
Britton Johnson	Business- Management
James Rojas	General Studies

SENIORS/GRADUATES

Tyler Barnes	Chemical Engineering
Jordan Bruner	Master's- Sport Hospitality Management
Herbert Jones	Business- Marketing
John Petty Jr.	General Studies
Alex Reese	Psychology
Kendall Wall	General Studies

PRONUNCIATION GUIDE

PLAYERS

Jordan Bruner	BREW-ner
Juwan Gary	Juh-WAHN
Joshua Primo	PREE-mo
Jahvon Quinerly	Juh-VON
James Rojas	ROE-hoss
Alex Tchikou	CHEE-koo

COACHES

Adam Bauman	BOW-man
Arnie Guin	GYOO-in
Antoine Pettway	PETT-way

BLUE COLLAR PTS

The Hard Hat Award is something created by head coach Nate Oats which is handed out to a Crimson Tide men's basketball player at the end of each game. The Blue Collar point system accumulates over the course of a game with the highest game total receiving the Hard Hat. Deflections, steals, blocks, rebounds and loose balls count for one point. Offensive rebounds are worth 1.5 points, floor dives are two and charges are worth four points. Below is Blue Collar list for each game and cumulative totals from last year:

OPPONENT	TEAM TOTAL	HARD HAT AWARD
Jacksonville State	150	Herbert Jones (35)
vs. Stanford	135.5	Herbert Jones (24.5)
vs. UNLV	103.5	Herbert Jones (23)
vs. Providence	104.5	Herbert Jones (25.5)
vs. Clemson	122	John Petty Jr. (19.5)
Furman	118.5	James Rojas (27.5)
Western Kentucky	95.5	Jordan Bruner (27.5)
ETSU	97.5	Jordan Bruner (18.5)
Ole Miss	112	Jaden Shackelford (18.5)
at Tennessee	100	Herbert Jones (20.5)
Florida	116	Herbert Jones (23.5)
at Auburn	118.5	Herbert Jones (28)
at Kentucky	106.5	Keon Ellis (16)
Arkansas	115	Josh Primo (16.5)
at LSU	105	John Petty Jr. (16)
Mississippi State	114	Herbert Jones (36)
Kentucky	96	Herbert Jones (24)
at Oklahoma	102.5	Herbert Jones (30)
LSU	95	Juwan Gary/Keon Ellis (16.5)
at Missouri	98.5	John Petty Jr. (22.5)
at South Carolina	113	James Rojas (23)
Georgia	92	Herbert Jones (18)
Vanderbilt	94	Keon Ellis (18.5)
at Arkansas	92	Herbert Jones (20)
at Mississippi State	135	Herbert Jones (24.5)

HARD HAT WINNERS

Herbert Jones	13
Keon Ellis	3
John Petty Jr.	3
Jordan Bruner	2
James Rojas	2
Juwan Gary	1
Josh Primo	1
Jaden Shackelford	1

CUMULATIVE BLUE COLLAR POINTS TOTAL

Herbert Jones	503.5
John Petty Jr.	348.5
Jaden Shackelford	314.5
Josh Primo	268.5
Jordan Bruner	254
Keon Ellis	251
James Rojas	237
Alex Reese	191.5
Jahvon Quinerly	139
Juwan Gary	127
Keon Ambrose-Hylton	38.5
Darius Miles	28.5
Kendal Wall	13
Tyler Barnes	10.5
Britton Johnson	9
Delaney Heard	1
TOTALS	2,733

SEASON DEFLECTIONS

Herbert Jones	84
John Petty Jr.	69
Keon Ellis	55
Jordan Bruner	40
Jaden Shackelford	38
Jahvon Quinerly	30
Josh Primo	27
James Rojas	26
Alex Reese	21
Juwan Gary	14
Darius Miles	6
Keon Ambrose-Hylton	1
Tyler Barnes	1
Britton Johnson	1
Kendal Wall	1
TOTALS	414

ALABAMA MEN'S BASKETBALL QUICK HITS

Alabama remained in the national rankings, checking it at No. 6 in the Associated Press Top-25 and No. 7 in the USA Today Coaches poll. It's the highest ranking for the Tide in the AP Poll this year. In fact, the last time UA was ranked inside the AP Top-10 in the month of February came in 2002. That year, UA was ranked as high as No. 5 in the final week of February on its way to claiming the SEC regular season title.

In league games only, UA's defense is the most efficient in the SEC, ranking first in field goal percentage defense (.394), three-point field goal percentage defense (.250) and defensive rebounds (29.1), ranks second in steals (8.6) and fifth in scoring defense (70.4). Offensively, UA leads the league in scoring offense (82.2), scoring margin (+11.9), three-point shooting (.381), threes made per game (11.6) and rebounding offense (40.9).

Five UA players shoot better than 40-percent from beyond the arc in SEC play. Jahvon Quinerly leads the way at 52.6 percent (30-of-57), followed by Herbert Jones' 48.1 percent (13-of-27). Joshua Primo (45.2 percent, 28-of-62), John Petty Jr. (43.1 percent, 44-of-102) and Keon Ellis (41.9 percent, 13-of-31) are all above 40 percent shooting from deep in league contests. Petty leads the league in conference games only in three-point shooting as the only player on the team to meet the 2.5 threes made per game criteria.

The Crimson Tide is ranked No. 7 in the NCAA NET rankings (as of 3/1) which leads all SEC teams. Alabama is also projected by ESPN's Joe Lunardi as a No. 2 seed in the 2021 NCAA Tournament, which would match the program's highest NCAA Tourney seed (No. 2 seed in 2002). The Tide owns six Quad 1 wins (6-4), which ranks third-most in the NCAA. Combined, UA owns a record of 13-6 against Quad 1 (6-4) and Quad 2 (7-2) opponents. Alabama is one of five SEC teams ranked among the top 30, which also includes No. 19 Arkansas, No. 22 Tennessee, No. 26 Florida and No. 30 LSU.

Alabama has held 12 of its 16 league opponents to under 30 percent shooting from beyond the arc in SEC play. Ten of those teams have shot under 24 percent from deep including five of the last six. As a result, the Crimson Tide currently leads the SEC in three-point field goal percentage defense in league play (.250).

The Tide owns a record of 14-2 this season when knocking down at least 10 three-pointers in a game and is 13-1 on the year when it attempts at least 30 threes in a contest. Additionally, Alabama owns a 17-0 record when leading at halftime, is 15-0 on the year when reaching at least 80 points in a contest and is 14-0 when shooting 40 percent or better in a game.

Forward Herbert Jones is one of 10 players who have been tabbed as a Naismith Defensive Player of the Year Semifinalist, which was announced on Feb. 25. Additionally, he is one of 30 players across the nation who was named to the Naismith Trophy Midseason Team. He is one of just four other players across the country who were named to both Watch Lists (Charles Bassey, Western Kentucky; Davion Mitchell, Baylor and Evan Mobley, USC).

In conference games, UA leads the SEC in five separate offensive categories. The Tide ranks No. 1 in the league in scoring offense (82.2), scoring margin (+11.9), three-point field goal percentage (.381), threes made per game (11.6) and rebounding offense (40.9).

According to KenPom.com, Alabama's strength of schedule ranks No. 23 overall which is fourth-best among all SEC teams. Twenty-two of the Crimson Tide's 25 opponents on the season are ranked in the Ken Pomeroy top-100 RPI, while 13 are among the top 65 and 10 inside the top 55 (all numbers as of 3/1).

RECENT STREAK STATS - LAST 5 GAMES [4-1]

Game Records					Score by Periods				
Record	Overall	Home	Away	Neutral	Team	1st	2nd	OT	TOT
ALL GAMES	4-1	2-0	2-1	0-0	Alabama	195	213	0	408
CONFERENCE	4-1	2-0	2-1	0-0	Opponents	163	215	0	378
NON-CONFERENCE	0-0	0-0	0-0	0-0					

Team Box Score		Total		3-Point		F-Throw		Rebounds		PF		TO		BLK		STL		PTS		AVG		
No.	Player	GP-GS	MIN	AVG	FG-FGA	FG%	3FG-FGA	3FG%	FT-FTA	FT%	OFF	DEF	TOT	AVG	PF	DQ	A	TO	BLK	STL	PTS	AVG
13	QUINERLY, Jahvon	5-0	132:56	26.6	26-49	.531	16-27	.593	8-14	.571	1	6	7	1.4	14	0	14	14	0	4	76	15.2
5	SHACKELFORD, Jaden	5-4	142:48	28.6	25-58	.431	5-24	.208	20-25	.800	1	17	18	3.6	10	1	7	4	1	3	75	15.0
23	PETTY JR., John	5-5	163:52	32.8	20-49	.408	10-33	.303	10-11	.909	6	16	22	4.4	12	1	7	15	5	5	60	12.0
11	PRIMO, Joshua	5-3	97:47	19.6	14-31	.452	8-20	.400	9-10	.900	5	9	14	2.8	7	0	3	7	1	1	45	9.0
1	JONES, Herbert	5-5	134:58	27.0	14-37	.378	5-10	.500	5-9	.556	8	23	31	6.2	19	3	21	11	6	7	38	7.6
3	REESE, Alex	5-2	69:49	14.0	10-28	.357	5-18	.278	4-4	1.000	9	9	18	3.6	4	0	4	2	2	2	29	5.8
14	ELLIS, Keon	5-1	100:07	20.0	8-20	.400	3-10	.300	7-9	.778	9	16	25	5.0	13	0	12	9	2	6	26	5.2
2	BRUNER, Jordan	3-3	57:21	19.1	5-19	.263	4-13	.308	1-2	.500	6	8	14	4.7	7	0	4	5	2	3	15	5.0
4	GARY, Juwan	3-1	25:34	8.5	6-11	.545	0-2	.000	2-4	.500	5	5	10	3.3	7	0	0	4	2	2	14	4.7
33	ROJAS, James	5-0	57:14	11.4	5-13	.385	1-4	.250	11-11	1.000	4	7	11	2.2	12	0	1	6	2	3	22	4.4
12	MILES, Darius	3-0	06:04	2.0	2-3	.667	1-2	.500	2-2	1.000	1	3	4	1.3	4	0	0	2	0	0	7	2.3
15	BARNES, Tyler	2-1	04:26	2.2	0-1	.000	0-1	.000	1-2	.500	0	3	3	1.5	1	0	0	0	0	0	1	0.5
22	AMBROSE-HYLTON, Keon	1-0	03:20	3.3	0-0	.000	0-0	.000	0-0	.000	0	1	1	1.0	2	0	0	0	0	1	0	0.0
30	WALL, Kendall	2-0	01:36	0.8	0-0	.000	0-0	.000	0-0	.000	0	0	0	0.0	0	0	0	0	0	0	0	0.0
21	JOHNSON, Britton	2-0	01:36	0.8	0-0	.000	0-0	.000	0-0	.000	0	1	1	0.5	0	0	0	0	0	0	0	0.0
Team											8	10	18									
Total		5	999		135-319	.423	58-164	.354	80-103	.777	63	134	197	39.4	112	5	73	79	24	36	408	81.6
Opponents		5	1000		134-307	.436	23-93	.247	87-129	.674	56	127	183	36.6	104	2	63	76	30	36	378	75.6

2020-21 HUSTLE STATS

DUNK CHART		CHARGES TAKEN		FLOOR DIVES		AND-1's	
PLAYER	DUNKS	PLAYER	CHARGES	PLAYER	FLOOR DIVES	PLAYER	AND-1's
Petty Jr.	10	Jones	13	Rojas	18	Jones	7-for-8
Reese	9	Shackelford	12	Jones	16	Shackelford	5-for-7
Jones	9	Primo	6	Primo	11	Petty	5-for-5
Ellis	7	Rojas	5	Bruner	8	Rojas	3-for-4
Gary	6	Quinerly	3	Ellis	8	Ellis	3-for-3
Ambrose-Hylton	3	Bruner	2	Quinerly	8	Bruner	2-for-3
Bruner	3	Petty Jr.	2	Reese	8	Quinerly	2-for-2
Primo	3	Ellis	1	Shackelford	8	Petty	1-for-2
Miles	1	TOTALS	45	Petty	7	Gary	0-for-1
TOTALS	51			Johnson	1	Wall	0-for-1
				Miles	1	TOTALS	28-for-36 (.778)
				TOTALS	98		

SPECIALTY STATS

Opponent	Pts off				
	Paint	T/O	2ndCh	FastB	Bench
JACKSONVILLE STATE	16	10	9	6	39
ALABAMA	42	19	23	19	15
vs. Stanford	38	14	9	7	19
ALABAMA	32	21	4	14	17
vs. UNLV	26	17	9	9	5
ALABAMA	28	7	5	16	14
vs. Providence	28	17	9	4	22
ALABAMA	28	11	21	6	29
vs. Clemson	34	12	15	1	31
ALABAMA	28	15	0	13	14
FURMAN	28	12	3	8	13
ALABAMA	40	11	24	10	34
WESTERN KENTUCKY	42	21	20	12	31
ALABAMA	28	28	12	6	20
EAST TENNESSEE ST	16	11	2	8	12
ALABAMA	34	20	21	8	26
OLE MISS	30	18	9	8	19
ALABAMA	32	18	18	10	54
at Tennessee	28	11	13	0	19
ALABAMA	32	11	10	9	15
FLORIDA	28	16	18	7	26
ALABAMA	46	19	16	11	36
at Auburn	36	13	8	10	16
ALABAMA	40	21	16	14	12
at Kentucky	22	10	21	15	27
ALABAMA	32	28	11	9	16
ARKANSAS	30	6	11	8	13
ALABAMA	28	16	12	20	39
at LSU	38	14	20	18	21
ALABAMA	30	18	7	22	36
MISSISSIPPI STATE	38	18	8	8	13
ALABAMA	26	18	7	16	13
KENTUCKY	16	11	8	10	21
ALABAMA	28	20	4	14	13
at Oklahoma	28	17	10	11	12
ALABAMA	20	18	9	12	11
LSU	26	10	4	9	7
ALABAMA	52	14	17	16	34
at Missouri	46	11	10	20	9
ALABAMA	22	12	12	21	29
at South Carolina	38	17	11	7	20
ALABAMA	26	17	19	13	34
GEORGIA	46	21	6	16	40
ALABAMA	36	22	6	12	37
VANDERBILT	26	10	9	14	10
ALABAMA	32	10	8	15	57
at Arkansas	37	17	10	10	27
ALABAMA	28	17	9	10	24
at Mississippi State	36	11	17	6	5
ALABAMA	26	12	10	19	36
AUBURN					
ALABAMA					
at Georgia					
ALABAMA					
OPPONENT Totals	777	345	269	232	477
Average/Game	31.1	13.8	10.8	9.3	19.1
ALABAMA Totals	794	423	301	335	665
Average/Game	31.8	16.9	12.0	13.4	26.6

ALABAMA IN ITS 108TH SEASON OF BASKETBALL

- Alabama is in its 108th season of basketball in 2020-21. The Tide's first season of hoops came in 1912-13. There was no season in 1943-44 due to World War II.
- The Tide holds an all-time record of 1,710-1,067-1 (.616), which includes an 813-629 (.564) record in SEC play. By capturing its 800th SEC win, Alabama joined Kentucky as the only two teams in conference history to reach milestone. UA also became the third team in the SEC and 34th team in NCAA history to reach 1,700 program wins. Only Kentucky and Arkansas have more wins than the Crimson Tide.
- Alabama ranks second in the SEC in league victories and third in all-time winning percentage.
- UA has made 36 NCAA (20) or NIT (16) appearances and has won seven SEC regular-season titles and six SEC Tournament championships.

ABOUT ALABAMA

- Alabama enters its contest against Auburn having just locked up the 2021 SEC regular season championship and the No. 1 overall seed in the upcoming tournament following its 64-59 victory over Mississippi State last Saturday. With the victory, the Crimson Tide improved to 19-6 overall and 14-2 in SEC play. The 14 wins are tied for the third-most in program history, two shy of matching the record SEC wins in a season which was set in 1987 (16-2).
- The Tide has gone 15-3 over its last 18 games, with all three losses coming on the road to teams ranked in the top 25. Two of those three defeats were by a combined eight points, falling at then-No. 24 Oklahoma by five points (66-61) and at then-No. 18 Missouri by three points (68-65).
- Four Crimson Tide players are averaging 11.0 or more points per game for head coach Nate Oats on the season. Guard Jaden Shackelford leads the way, averaging 14.1 ppg. Guard John Petty Jr. ranks second on the team in scoring average at 12.8 ppg, followed by guard Jahvon Quinerly (12.1 ppg) and forward Herbert Jones (11.0 ppg).
- Jones, considered one of the top defensive players in the SEC, is one of 10 players from around the nation who have been named as a Naismith Defensive Player of the Year Semifinalist. He was also tabbed to the Naismith Offensive Player of the Year Midseason team making him one of four players who earned a spot on both teams. Jones leads the team in rebounding (6.0 rpg), assists (3.0 apg), steals (1.7 spg), blocks (26, 1.0 bpg), Blue Collar Points (503.5, 20.1 BCP per game), charges taken (13), deflections (54) and Hard Hat Awards (13). He also boasts much improved offensive numbers during his senior season. In addition to averaging double digits, Jones is shooting 44.9 percent from the field (92-of-205) and leads the team in three-point shooting (48.8 percent, 20-of-41).
- The combination of Petty (59-of-155) and Shackelford (42-of-133) have combined to hit 101 of the Tide's 268 three-pointers (37.7 percent) and have 288 of the team's 755 total attempts from beyond the arc (38.1 percent). Combined, the duo is shooting 35.1 percent (101-of-288) from beyond the arc.
- As a team, Alabama is outscoring the opposition by 9.2 points per contest (79.6-70.4) while shooting 43.0 percent from the field, 35.5 percent from deep and 72.1 percent from the charity stripe.
- It's UA's defense that has set the tone in SEC play. UA leads the league in defensive efficiency, ranking first in field goal percentage defense (39.4 percent) and three-point field goal percentage defense (25.0 percent), while ranking second in steals (8.6) and sixth in scoring defense (70.3).
- Alabama was predicted to finish fifth overall as voted on by a select panel of both SEC and national media members. Additionally, Petty All-SEC Preseason First Team honors by both the coaches and media members, while Jones earned a spot on the preseason second team as voted on by the league's head coaches.
- Head coach Nate Oats is in his second season at the helm of the Crimson Tide program and owns a record of 35-21 (.625) during his time at the Capstone. Oats, who is in his sixth season as a collegiate head coach, owns a career record of 131-64 (.672).

ALABAMA-AUBURN - SERIES NOTES

- Tuesday's game will mark the 164th meeting on the hardwood between the two schools, which is the fourth-most games UA has played against any one opponent. The Crimson Tide owns a 97-66 edge in the series, as the 97 victories also rank fourth-best against any foe in program history.
- In the first game played between the two teams, Alabama snapped a five-game losing streak to the Tigers in Auburn Arena by hanging on to claim a 94-90 victory back on Jan. 9. Guard Joshua Primo scored 22 points while forward Jordan Bruner added 20 to lead UA. In a contest that featured 16 lead changes and nine ties, it was the Crimson Tide who made the plays down the stretch to secure the win. The box score from that contest can be found on the right.

Alabama - 94															Record: 9-3 (4-0)				
NO.	Name	Min	FG	3P	FT	Rebounds	Fouls	TP	AS	TS	Blocks	PF	ST	Shooting By Period					
			%	%	%	off	tot							1st					
2	Jordan Bruner	25:32	7-12	3-6	3-5	5	2	7	2	4	20	4	1	3	2	0	9		
1	Herbert Jones	34:04	7-9	0-0	5-5	2	6	8	4	4	19	2	4	5	2	1	19		
5	Jaden Shackelford	27:39	4-13	1-5	2-4	1	6	7	2	11	1	0	1	0	1	0	18		
11	Jahvon Quinerly	31:17	6-18	0-2	8-8	3	2	5	2	4	22	3	5	2	1	7	9		
23	John Petty Jr.	29:35	4-10	1-7	1-1	1	7	8	4	1	10	2	2	1	0	0	9		
3	Alex Reese	11:48	1-3	0-0	0	1	1	1	2	3	1	0	0	0	0	0	7		
14	Kean Ellis	05:26	1-4	0-0	0-0	1	1	1	0	3	7	1	1	0	0	1	5		
4	Jawuan Gary	02:06	0-2	0-0	0-0	0	0	0	1	0	0	0	0	0	0	0	5		
33	James Rojas	11:50	1-3	0-0	0-1	0	1	1	4	2	2	0	1	0	1	0	6		
Team			31	4	0	0	0	0	0	0	0	0	0	0	0	0	0		
Totals		30-73	10-32	24-29	15-27	42	25	23	24	14	77	15	5	10	4				
Technical Fouls: NONE																			
Auburn - 90															Record: 6-6 (3-4)				
NO.	Name	Min	FG	3P	FT	Rebounds	Fouls	TP	AS	TS	Blocks	PF	ST	Shooting By Period					
			%	%	%	off	tot							1st					
23	Jaylin Williams	20:22	2-6	0-4	0-0	0	1	1	4	1	4	0	4	0	2	1	11		
1	Jamal Johnson	25:42	3-6	2-4	2-3	0	2	2	4	3	10	1	2	1	0	0	7		
2	Shaville Cooper	22:52	0-9	0-0	1-1	3	4	3	8	2	9	5	3	0	2	4			
22	Allen Flanagan	24:40	0-12	0-4	4-5	3	5	8	2	5	19	3	1	1	2	2			
44	Dylan Cardwell	26:01	2-4	0-0	2-2	1	3	4	1	1	6	0	2	1	2	0			
35	Devan Cambridge	24:09	4-6	1-3	1-1	0	2	2	3	1	10	1	2	0	0	0			
4	Javon Franklin	05:26	1-4	0-0	0-0	1	1	1	0	0	0	0	0	0	0	0			
13	Shabazz Akinola	04:53	0-1	0-0	0-0	0	2	2	1	0	0	0	0	0	0	0			
5	Chris Moore	02:37	0-0	0-0	0-0	0	1	0	0	0	0	0	0	0	0	0			
Team			2	3	0	0	0	0	0	0	0	0	0	0	0	0	0		
Totals		29-62	9-27	24-28	9	31	29	22	23	20	77	17	5	10	4				
Technical Fouls: NONE																			
Alabama - 94															Record: 9-3 (4-0)				
UA	AU	Points from		Turnovers		Period by Period Scoring													
Biggest lead	10 (1st 14:38)	4 (2nd 14:56)	UA	AU	UA	AU	UA	AU	UA	AU	UA	AU	UA	AU					
Best Scoring Run	7 (1st 9:03)	10 (1st 3:05)	Paint	Paint	1st	2nd	3rd	4th	OT	OT	OT	OT	OT	OT					
Lead Changes	16	10	Fast Breaks	Fast Breaks	14	10	9	9	9	9	9	9	9	9					
Times Tied	9	9	Bench	Bench	12	10	10	10	10	10	10	10	10	10					
Time with Lead	31:15	04:09																	

RECORD WHEN...

At home	11-1	
On the road	6-3	
At neutral sites	2-2	
In SEC games	14-2	
SEC home games	8-0	
SEC road games	6-2	
In non-conference games	5-4	
In overtime	0-0	
In games decided by ...		
5 points or less	5-3	
6-10 points	2-1	
11 points or more	12-2	
Leading at the half		17-0
Trailing at the half		1-6
Tied at the half		1-0
Shooting 40% or better		15-0
Shooting less than 40%		4-6
Opponent better than 40%		11-6
Opponent shoots 40% or less		8-0
Shooting same or better than opponent		14-0
Shooting worse than opponent		5-6
Outrebounding opponent		13-0
Opponent outrebounds UA		5-6
Rebounds are tied		1-0
70% or better on FT		12-2
less than 70% on FT		7-4
More FT att. than opponent		10-3
Less FT att. than opponent		8-2
Same FT att. as opponent		1-1
40% or better on 3PT		8-0
Less than 40% on 3PT		11-6
More turnovers than opponent		7-3
Less turnovers than opponent		11-3
Same turnovers as opponent		1-0
Scoring 80 or more points		15-0
Scoring 70-79 points		3-1
Scoring 60-69 points		1-4
Scoring 50-59 points		0-1
Scoring less than 50 points		0-0
Allowing 80 or more points		3-2
Allowing 70-79 points		7-1
Allowing 60-69 points		5-3
Allowing 50-59 points		4-0
Allowing less than 50 points		0-0
On Sunday		0-0
On Monday		0-1
On Tuesday		9-0
On Wednesday		3-1
On Thursday		0-0
On Friday		0-0
On Saturday		7-3
In November		1-1
In December		5-2
In January		8-1
In February		5-2
In March		0-0

- UA owns an all-time record of 43-9 when playing Auburn in Coleman Coliseum, including wins in nine of the last 11 games played between the teams under the arched roof. The Tide is 50-9 when hosting the Tigers in Tuscaloosa.
- Last season, the teams split the regular season series with each team winning on its home court. The Crimson Tide gave Auburn its first loss of the season on Jan. 15, 2020 as the then-No. 4-ranked Tigers came to Tuscaloosa with a 15-0 mark but dropped an 83-64 decision. Alabama nearly pulled off the season sweep but ultimately fell in the second game in overtime, 95-91, to then No. 11 Auburn on Feb. 12, 2020 inside Auburn Arena. A box score from each contest can be found to the right.
- The two teams have played in 12 overtimes in series history, with the last one coming a year ago. Auburn has won nine of the 12 games that have went to extra time.
- Four of the last eight meetings between the rivals were decided by single digits.
- The series began during 1923-24 campaign.

THE TIDE IN THE NATIONAL & CONFERENCE STATS

- Below is a breakdown of where UA ranks in the SEC and NCAA (all numbers as of 3/1):

CATEGORY	STAT	SEC/NCAA	SEC GAMES (STAT)
Scoring Offense	79.6	3/29	1 (82.2)
Scoring Defense	70.4	8/195	5 (70.3)
Scoring Margin	+9.2	3/48	1 (+11.9)
Free Throw Percentage	.721	8/145	5 (.744)
Field Goal Percentage	.430	11/207	6 (.439)
FG Percentage Defense	.407	3/48	1 (.394)
3-Point FG Percentage	.355	3/78	1 (.381)
3-Point FG Percentage Defense	.287	1/14	1 (.250)
Rebounding Offense	40.5	1/16	1 (40.9)
Rebounding Defense	38.6	14/NA	13 (39.0)
Rebounding Margin	+1.8	8/140	3 (+1.9)
Blocked Shots	4.1	7/51	7 (4.6)
Assists	14.1	5/98	2 (14.6)
Steals	8.4	3/32	2 (8.6)
Turnover Margin	+1.3	6/104	6 (+0.7)
Assist/Turnover Ratio	1.0	5/165	4 (1.0)
Offensive Rebounds	12.0	8/56	6 (11.8)
Defensive Rebounds	28.4	1/24	1 (29.1)
3s Made Per Game	10.7	1/3	1 (11.6)
Total 3s Made	268	1/1	1 (185)
Total 3s Attempted	755	1/2	1 (485)

NAISMITH DEFENSIVE PLAYER OF THE YEAR SEMIFINALIST, PLAYER OF THE YEAR MIDSEASON TEAM

- Alabama forward Herbert Jones has been named to the 2021 Naismith Player of the Year Midseason Team as well as the Defensive Player of the Year Semifinalist, the Atlanta Tip Off Club announced.
- Jones is one of just four players who was named to both the Defensive Player of the Year and Player of the Year lists.
- Considered one of the top defensive players in the country, the Greensboro, Ala., native is known for his toughness, athleticism, length and ability to guard at a high level
- Leads team in rebounding (6.0 rpg), steals (1.7 spg), blocked shots (25), charges taken (13 and deflections (84), while ranking second in floor dives (16).
- Has collected a team-leading 503.5 Blue Collar Points (BCP) – a system that includes players receiving points each game for deflections, steals, blocks, rebounds, floor dives and charges
- Having the best offensive season of his four-year career
- Across the Crimson Tide's 25 games on the season, Jones is averaging 11.0 points per game while shooting 44.9 percent from the floor
- Offensivey, he leads the squad in assists (3.0 apg) and three-point shooting at 48.8 percent (20-of-41), while also shooting a single-season career-best 74.4 percent from the charity stripe (71-of-95)
- He has 14 games in double figures, which ranks third on the team and leads UA with six games of five or more assists this season

TEN-GAME WIN STREAK NUGGETS

- Alabama had a 10-game win streak which began with a convincing 85-69 win over East Tennessee State on Dec. 22, and ended over a month later with a 66-61 loss at then-No. 24 Oklahoma on Jan. 30. In all, the Tide won six games at home and four on the road.

BY THE NUMBERS

1

Alabama leads the nation in total three-pointers attempted (as of March 1). Coming into the Auburn contest, the Crimson Tide has attempted 755 three-pointers this season.

2/4

In addition to leading the country in threes attempted, UA ranks second in the nation in three-pointers made (268) and is fourth in threes made per game (10.7).

2/7

The Crimson Tide ranks second in the nation in possession length, averaging 14.0 seconds per possession, and is eighth nationally in adjusted tempo at 74.5 possessions per game.

3

Alabama ranks third in the nation in defensive efficiency, according to KenPom.com. The Tide's defense is tops in the SEC in league games only, topping the conference in FG percentage defense (.394) and 3FG percentage defense (.250), while ranking second in steals (8.6).

6

Alabama currently has six Quad 1 wins in the latest NCAA Net Rankings (as of 3/1) which is tied for third-most in the nation. The Tide has a combined 13 Quad 1 (6-4) and Quad 2 (7-2) victories.

7/8

Alabama's NET Rankings and KenPom.com RPI ranking as of March 1. Those rankings lead the SEC.

8

The Crimson Tide clinched the program's eighth regular season SEC title with its victory at Mississippi State. That number ranks fourth in the league.

15

Alabama is a perfect 15-0 on the year when scoring 80 or more points. The program record for number of 80-point games in a season is 17 which was set on three occasions – 1986-87, 1978-79 and 1976-77. Last year, UA went 12-4 across its 16 games of hitting the 80-point mark in a game, bringing Nate Oats' two-year total to 26-4 when UA reaches 80 or more points in a game.

23

Alabama's strength of schedule this season according to KenPom.com. It ranks as the fourth-highest SOS in the SEC this season, as 22 of the team's 25 opponents have top-100 RPI ratings according to the site.

334-OF-957

Alabama shattered the school record for threes made and attempted, knocking down 334-of-957 during the 2019-20 season. That toppled the former record which was both set back in 2015-16 (259-of-763).

813

Number of SEC wins for Alabama, which ranks second among all league teams. The Crimson Tide's SEC winning percentage of .562 is third-best in the conference annals.

1,710

Number of all-time wins for Alabama in 108 years of basketball, which ranks second in the SEC.

- Nine of the 10 wins came against SEC opponents, including four in true road contests – at then-No. 7 Tennessee on Jan. 2, at Auburn on Jan. 9, at Kentucky on Jan. 12 and at LSU on Jan. 19.
- Only three of the victories were decided by single digits – eight-point wins at Tennessee (81-73) and vs. Mississippi State (81-73), along with a four-point win at Auburn (94-90). The other seven games were decided by 15 or more points with three coming by 20 or more points.
- Over the 10-game streak, the Crimson Tide outscored the opposition by 16.1 points per game (84.9-68.8) and shot 45.7 percent from the floor and 40.5 percent from beyond the arc while also averaging 12.4 made threes per game.
- Individually, John Petty Jr. led the way with 15.3 points and 3.4 threes made per game while shooting 54.9 percent from the field and 52.5 percent (31-of-59) from deep. Jaden Shackelford also played stellar during the 10-game winning streak as he collected 14.4 points a game over the stretch while compiling 30 assists to only 12 turnovers.

HERB-O TURBO

- Herbert Jones' reputation as one of the top defensive players in the Southeastern Conference continues to hold true during his senior campaign. However it's his performance on the offensive end through 25 games on the year that has been even more impressive.
- Prior to the 2020-21 campaign, the Greensboro, Ala., native's best offensive output came last year when he averaging 7.9 ppg while shooting 48.4 percent from the field but hit only 1-of-14 three-point attempts and shot 62.5 percent from the free throw line.
- Throughout his senior season, Jones has shown just how hard he has worked on his offensive game. Across the Crimson Tide's season, Jones is averaging 11.0 points per game while shooting 44.9 percent from the floor and a team-leading 48.8 percent from beyond the arc and 74.7 percent at the charity stripe.
- Below is a comparison to Jones' offensive numbers through first three seasons compared to this year

	PPG	RPG	FGM-FGA	FG%	3FGM-3FGA	3FG%	FTM-FTA	FT%	Double Figures
First Three Seasons	6.0	4.3	211-482	.438	14-61	.230	141-257	.549	19
This Season	11.0	6.0	92-205	.449	20-41	.488	71-95	.747	14

FOUR PLAYERS OF THE WEEK

- Alabama guards Jaden Shackelford, John Petty Jr. and Joshua Primo have each earned an SEC weekly honors in four of the last five weeks.
- Shackelford earned the Player of the Week Dec. 28, while Petty has been recognized twice by the league office, with those coming on Jan. 4 and Jan. 18. Most recently, it was Primo who was selected as the Freshman of the Week on Jan. 25.
- Shackelford and Petty earned the honor in back-to-back weeks, which was also the first time since the 1986 season that it occurred (Terry Coner and Derrick McKey).
- The Tide's three SEC Player of the Week awards is the most since 2004.

GETTING IT DONE IN THE CLASSROOM

- The Alabama men's basketball team had an outstanding fall semester in the classroom, highlighted by Herbert Jones who graduated this past December with an undergraduate degree in business management.
- As a team, the Crimson Tide boasted a team grade point average of 3.06.
- Four players finished with a perfect 4.0 GPA and earned a spot on the President's List.
- Five others earned a spot on the Dean's List (3.5 GPA or better), while a total of 11 Alabama student-athletes finished the semester with a 3.0 GPA or better.

TIDE TRENDS

- There there have been a few noticeable trends when it comes to the 2020-21 Alabama men's basketball team.
- Below is a breakdown of a few other key factors to look into during a game. Alabama is:
 - 17-0 when leading at the half
 - 15-0 when scoring 80 points or better
 - 15-0 when shooting 40 percent or better
 - 14-0 when shooting better than its opponent
 - 13-0 when outrebounding its opponent
 - 9-0 when playing on a Tuesday
 - 8-0 when opponent shoots 40 percent or less
 - 8-0 when shooting 40 percent or better from three-point range
 - 1-5 when scoring fewer than 70 points

MAUI INVITATIONAL ALL-TOURNAMENT

- Following his performance at the 2020 Maui Invitational, John Petty Jr. was selected to the All-Tournament team.
- Across his three games played in the event, the Huntsville, Ala., native averaged 15.0 points and 5.0 rebounds per game while shooting 50 percent (15-of-30) from the floor and 40 percent (8-of-20) from deep.

RECORD WATCH

INDIVIDUAL SINGLE-SEASON

Three-Point Field Goals Made

10.	74	Brian Williams	1996-97
	59	John Petty Jr.	2020-21
	42	Jaden Shackelford	2020-21

Three-Point Field Goals Attempted

10.	208	Mykal Riley	2006-07
	155	John Petty Jr.	2020-21
	133	Jaden Shackelford	2020-21

TEAM SEASON

Most SEC Wins

1.	16	16-2	1986-87
2.	15	15-3	1975-76
	15	15-3	1974-75
	15	15-3	1973-74
5.	14	14-2	2020-21
	14	14-4	1976-77
	14	14-0	1955-56
	14	14-4	1939-40

Three-Point Field Goals Made

1.	334	957 attempts (31 games)	2019-20
2.	268	755 attempts (25 games)	2020-21
3.	259	763 attempts (33 games)	2015-16
4.	255	700 attempts (32 games)	1995-96
5.	249	632 attempts (32 games)	2004-05

Three-Point Field Goals Attempted

1.	957	334 made (31 games)	2019-20
2.	763	259 made (33 games)	2015-16
3.	755	268 made (25 games)	2020-21
4.	718	244 made (34 games)	2018-19
5.	711	232 made (36 games)	2000-01

Most 80-Point Games

1.	17	1986-87
	17	1978-79
	17	1976-77
4.	16	2019-20
5.	15	2020-21

INDIVIDUAL CAREER

Points

14.	1,591	Robert Horry	1989-92
15.	1,575	Melvin Cheatum	1988-91
16.	1,532	Eric Washington	1994-97
17.	1,487	Rod Grizzard	2000-02
18.	1,451	Ken Johnson	1978-81
19.	1,445	John Petty Jr.	2017-pres.
20.	1,444	George Linn	1953-56

3-Point Field Goals Made

1.	293	John Petty Jr.	2017-pres.
2.	263	Brian Williams	1996-99
3.	262	Eric Washington	1994-97
4.	245	Earnest Shelton	2002-05
5.	225	James Robinson	1991-93

3-Point Field Goals Attempted

1.	761	John Petty Jr.	2017-pres.
2.	738	Brian Williams	1996-99
3.	681	Earnest Shelton	2002-05
3.	678	Eric Washington	1994-97
5.	607	James Robinson	1991-93

- The three-game stretch was highlighted when he faced UNLV in the second contest, accounting for a season-high 22 points on 6-of-10 shooting from deep to go along with a six assists compared to only one turnover in his 33 minutes of action.
- Petty was joined on the All-Tournament team by Garrison Brooks (North Carolina), Matt Coleman (Texas), David Duke (Providence) and Trayce Jackson-Davis (Indiana).

PETTY PRESEASON AWARDS

- After being one of the final players to pull his name out of the 2020 NBA Draft and return to Alabama for his final season, John Petty Jr. is beginning to reap the recognition coming into his final college basketball season.
- Petty was named one of 20 candidates selected to the 2021 Jerry West Shooting Guard of the Year Award Watch List. The annual honor in its seventh year recognizes the top shooting guards in Division I men's college basketball.
- He was also honored as a unanimous Preseason First Team All-SEC honoree, earning the recognition by both the media and coaches.
- Petty is coming off a career-best season in 2019-20 on his way to earning second team All-SEC honors. The Huntsville, Ala., native averaged 14.5 points and a team-leading 6.6 rebounds per game last season while shooting 44.0 percent (85-of-193) from three-point field goal range which led the SEC and ranked ninth in the nation.
- Became the 51st player in program history to reach 1,000 career points and the 32nd to do so in three years and enters this campaign with 1,137 career points.

ALABAMA SIGNS THREE IN EARLY PERIOD, CLASS RANKED NO. 10

- Head coach Nate Oats announced three additions to the Alabama men's basketball program who have signed their National Letters of Intent to continue their playing career with the Crimson Tide.
- The trio of point guard JD Davison (Letohatchee, Ala.; Calhoun HS), shooting forward Jusaun Holt (Roswell, Ga.; St. Francis Day School) and power forward Langston Wilson (Upper Darby, Pa.; Georgia Highlands College) made up the nation's 10th-ranked signing class according to Rivals.com, while 247sports.com has Alabama's early signees ranked No. 14 in the nation.

JD Davison (6-3 | 175 | Fr. | PG) — Letohatchee, Alabama – Calhoun High School

- Rated as a consensus five-star prospect by ESPN, Rivals and 247Sports and one of the highest-rated recruits to ever sign with the Alabama men's basketball program
- Named as a 2021 McDonald's All-American
- Ranked by 247Sports.com as the No. 9 overall player in the nation and the No. 1 point guard
- During his junior season, he led Calhoun High School to the 2A state championship while averaging 33.4 points, 12 rebounds, five assists, six steals and four blocks per game
- ESPN ranks him as the No. 14 overall player in the 2021 class and No. 2 at his position and the No. 1 overall player in Alabama, while Rivals.com has him listed as the No. 13 overall player in his class and the No. 3 point guard in the nation
- Named Alabama's Mr. Basketball during the 2019-20 season to become only the fifth junior to be named Mr. Basketball in the 38-year history of the award.
- Chose Alabama over the likes of Auburn, Kansas, LSU, Memphis, and Michigan

Jusaun Holt (6-6 | 190 | Fr. | SG) — Roswell, Georgia – St. Francis Day School

- Rated as a four-star prospect by ESPN, Rivals and 247Sports
- Ranked as the No. 102 overall player in his class and the No. 26 small forward in the nation b Rivals
- Earned second team Region 6 Sub-Region B All-Region honors and selected to the Atlanta Journal Constitution North Fulton second team following his junior season
- 247sports.com pegs him as the No. 20 small forward and the No. 8 overall player in Georgia
- Ranked by ESPN as the No. 7 overall player in Georgia and the No. 41 player at his position
- Led St. Francis to consecutive Georgia Class A Private State Championship titles (2019 and 2020)
- First signee to join the Crimson Tide out of the Atlanta area since Collin Sexton signed in 2017
- Chose Alabama over Xavier, Wake Forest, Miami, Georgia and Washington, among others

Langston Wilson (6-9 | 190 | Jr. | PF) — Upper Darby, Pennsylvania – Georgia Highlands College

- One of the top JUCO prospects in the nation; rated as four-star recruit by Rivals and 247Sports
- Ranked by 247sports as the No. 2 overall JUCO player in the 2021 class and No. 1 power forward
- Played his freshman year at Georgia Highlands College in 2019-20 where he averaged 10.1 points, 7.6 rebounds and 1.2 blocks per game while shooting 54 percent from the floor across 32 games
- Helped lead team to a 24-8 overall mark and a 13-3 mark in the Georgia Collegiate Athletics Association (GCAA) where it reached the conference championship game
- Named to the GCAA All-Freshman and Honorable Mention All-Region teams
- Was unable to play organized high-school basketball due to a medical misdiagnosis but was cleared and joined the squad at Georgia Highlands
- Chose Alabama over offers from Kansas, Maryland, Texas A&M and Ole Miss, among others



NATE OATS

Head Coach 2nd Season at UA
MARANTHA BAPTIST, 1998 6th Season Overall

- Formally introduced as head men's basketball coach at The University of Alabama on March 28, 2019
- Promised fans would see an entertaining, up-tempo and fast-paced style of play and that's exactly what he delivered in his first season at the helm of the program
- After ranking near the bottom of the Southeastern Conference in most offensive categories the previous year, Alabama led the league in six offensive statistics in 2019-20, including points per game (82.0), three-point field goal percentage (34.9 percent) and threes made per game (10.8), among others
- Nationally, the new-look offense ranked No. 3 in points and threes made per game, while also ranking sixth with 334 total threes made and fourth with 957 three-point attempts – both of which set program records
- The Tide's pace of play also ranked among the fastest in the country, as UA ranked fourth in raw tempo (76.1) and average possession length (15.2).
- Alabama boasted four student-athletes who earned All-SEC honors in 2020 as Kira Lewis Jr. (first team), John Petty Jr. (second team), Jaden Shackelford (all-freshman) and Herbert Jones (all-defensive) all received postseason recognition.
- It marked just the second time in program history that the Crimson Tide had four all-conference honorees in the same season (2006 was the only other year).
- His efforts didn't just end on the court. Off the court, Oats and his staff were relentless on the recruiting trail and the results were evident. According to Rivals.com, the Crimson Tide's 2020 recruiting class, which included Canada's No. 1 and No. 3-ranked players as well as the top JUCO prospect in the nation, was ranked No. 9 in the country by Scout.com and No. 12 according to 247Sports. In the classroom, the program boasted 11 student-athletes who earned SEC Academic Honor Roll recognition.
- Came to Alabama after spending the last four seasons at the University at Buffalo where he led the Bulls to a 96-43 (.691) record, three MAC Tournament Championships and three NCAA Tournament appearances, including reaching the round of 32 in each of the last two seasons
- Named the league's Coach of The Year and National Association of Basketball Coaches (NABC) District 14 Coach of the Year in back-to-back seasons (2018 and 2019) and finished fourth in voting for the 2019 Associated Press Men's College Coach of the Year
- Over the last two seasons, Buffalo finished with a combined record of 59-13 (.819), a pair of MAC Tournament and regular season championships, two NCAA Tournament Round of 32 appearances and consecutive MAC Coach of the Year honors
- Prior to joining the Bulls, Oats completed 11 seasons as head coach at Romulus High School in Michigan, winning the school's first state title in 27 years in 2012-13 and finished the season 27-1
- Was named the 2013 Detroit News State Coach of the Year, the Detroit Free Press State Coach of the Year, and BCAM State Coach of the Year

CAREER HISTORY AND RESULTS

UNIVERSITY OF BUFFALO, HEAD COACH, 2015-19

Year	Record	Pct.	MAC Record	Pct.	Postseason
2015-16	20-15	.571	10-8	.556	NCAA First Round
2016-17	17-15	.531	11-7	.611	
2017-18	27-9	.750	15-3	.833	NCAA Second Round
2018-19	32-4	.889	16-2	.889	NCAA Second Round
Total (4)	96-43	.696	60-30	.667	

UNIVERSITY OF ALABAMA, HEAD COACH, 2019-PRESENT

Year	Record	Pct.	SEC Record	Pct.	Postseason
2019-20	16-15	.516	8-10	.444	NA
2020-21	19-6	.760	14-2	.875	
Total (2)	35-21	.625	22-12	.647	
Total (6)	131-64	.672	82-42	.661	

HONORS

- MAC Coach of the Year (2018, 2019)
- NABC District Coach of the Year (2018, 2019)
- Finished 4th in AP Voting for National College Coach of the Year (2019)

- 3x NCAA Tournament Participant
- 3x MAC Tournament Champions
- 2x MAC Regular Season Champions

ON THE BENCH



CHARLIE HENRY
Assistant Coach

- In his second season at Alabama
- Boasts more than 10 years of coaching experience on three major levels of basketball – NBA, G League and DI power-five schools – including stops at the Chicago Bulls, Windy City Bulls and Iowa State
- His input was made immediately evident as he helped install Nate Oats' offensive system that led the SEC in six different offensive categories during the 2019-20 season, including scoring average (82.0 ppg), threes made per game (10.8) and three-point field goal percentage (34.9 percent), among others



BRYAN HODGSON
Assistant Coach

- In his second season at Alabama
- Instrumental in signing the nation's No. 9-ranked signing class in 2020 according to Rivals.com, while 247sports.com ranked this year's signees at No. 12 nationally.
- Ranked No.6 on 247sports' list of the top 2020 coach recruiter rankings
- Listed as one top the top 50 Most Impactful High Major Assistant Coaches and invited to participate in the prestigious 2020 TopConnect Seminar



ANTOINE PETTWAY
Assistant Coach

- In his 10th season as an assistant coach at his alma mater, and his 13th on the Alabama staff
- Known as one of the top recruiters in the country and was listed by 247sports.com as the No. 1 recruiter in the nation for the 2019 class
- Prior to that, he was ranked No. 3 nationally in 2017 and No. 9 in 2018
- Recruited and signed Jaden Shackelford our of Hesperia, Calif., who went on to rank among the nation's top freshmen as he earned SEC All-Freshman honors



MIKE SNOWDEN
Strength and Conditioning

In his second season as the Alabama men's basketball strength coach ... a military veteran who served on President Barack Obama's Helicopter Squadron staff ... was head coach Nate Oats' strength coach at the University of Buffalo ... prior to that he had two stints at George Mason, his alma mater, in 2016-17 and 2013-14 – his first year as a strength coach ... also served as the strength and conditioning graduate assistant with the VCU men's basketball team (2015-16).



ADAM BAUMAN
Director of Operations

Adam Bauman remains on head coach Nate Oats' staff for a sixth consecutive year as he enters his second season at Alabama ... responsible for operational aspects of the men's basketball program, including budget management and scheduling team travel ... prior to his time at Buffalo, he oversaw all video coordination at Mississippi State.

THE LAST TIME...

TEAM

Scored 100 points or more: Feb. 13, 2021 - UA 115, Georgia 82
Scored 110 points or more: Feb. 13, 2021 - UA 115, Georgia 82
Scored less than 50 points: Jan. 6, 2018 - Georgia 65, UA 46
Allowed 100 points: Feb. 8, 2020 - UA 105, Georgia 102 (ot)
Held opponent to 40 points or less: Jan. 10, 2015 - UA 56, Tennessee 38
Held opponent to 15 pts or less in half: Nov. 29, 2016 - 15 points allowed vs. Charleston Southern (1st half)
Scored 50 points in a half: Feb. 13, 2021 - 64 points in second half vs. Georgia
Scored 60 points in a half: Feb. 13, 2021 - 64 points in second half vs. Georgia
Won an overtime game: Feb. 8, 2020 - UA 105, Georgia 102
Lost an overtime game: Feb. 12, 2020 - Auburn 95, UA 91
Played a double-overtime game: Jan. 4, 2020 - Florida 104, UA 98
Played a triple-overtime game: Feb. 7, 2017 - UA 90, South Carolina 86 (4ot)
Played a quadruple-overtime game: Feb. 7, 2017 - UA 90, South Carolina 86
Shot 60% or better in a half: Feb. 13, 2021 - 69.2% in second half vs. Georgia
Shot 70% or better in a half: Nov. 29, 2019 - 72.7% in 2nd half vs. Southern Miss
Failed to hit a three-pointer in a game: Dec. 4, 2010 vs. Purdue (359 games)
Had at least 20 three-pointers in a game: Jan. 19, 2021 at LSU (23)*
Had at least 15 steals in a game: Dec. 12, 2020 vs. Clemson (17)

Had at least 25 assists in a game: Nov. 17, 2017 vs. Alabama A&M (25)
Forced 25 turnovers in a game: Nov. 11, 2012 vs. West Alabama (25)
Played a ranked opponent (AP poll): Feb. 24, 2021 at No. 20 Arkansas (lost, 81-66)
Beat a ranked opponent at neutral site: March 9, 2018 vs. No. 16 Auburn (won, 81-63)
Beat a ranked opponent at home: Jan. 16, 2020 vs. No. 4 Auburn (won, 83-64)
Beat a ranked opponent on the road: Jan. 2, 2021 at No. 7 Tennessee (won, 71-63)
Beat a top-10 opponent: Jan. 2, 2021 at No. 7 Tennessee (won, 71-63)
Beat a top-10 opponent on the road: Jan. 2, 2021 in Knoxville, Tenn. (beat No. 7 Tennessee, 71-63)
Beat a top-5 opponent: Jan. 16, 2020 vs. No. 4 Auburn (won, 83-64)
Beat a top-5 opponent on the road: Feb. 21, 2004 in Starkville, Miss. (beat No. 4 Mississippi State, 77-73)
Played a No. 1 ranked opponent: Jan. 31, 2015 vs. No. 1/1 Kentucky (lost, 70-55)
Beat a No. 1 ranked opponent on the road: Jan. 28, 1983 at No. 1 UCLA (won, 70-67)
Beat a No. 1 ranked opponent: March 20, 2004 vs. No. 1 Stanford (NCAA tournament (won, 70-67)

INDIVIDUAL

Had a player score 50 points: Michael Nordholz (50) vs. Southern Miss, 12/12/76 (single-game scoring record)
Had a player score 40 points: Collin Sexton (40) vs. Minnesota, 11/25/17
Had a player score 35 points: Kira Lewis Jr. (37) at Georgia, 2/8/20
Had a player score 30 points: Kira Lewis Jr. (37) at Georgia, 2/8/20

Had a player grab 20 rebounds: Richard Hendrix (23) vs. Troy, 11/9/07
Had a player dish out 10 or more assists: Kira Lewis Jr. (11) at Ole Miss, 2/22/20
Had a player block five shots: Donta Hall (8) vs. Oklahoma, 1/27/18
Had a player block 10 shots: Roy Rogers (10) vs. LSU, 2/17/96
Had a player with seven or more steals in a game: Jeremy Hays (8) vs. Oregon State, 12/12/98
Had three players score 20 or more in a game: John Petty Jr. (24), Joshua Primo (22), Jahvon Quinerly (22) at LSU, 1/19/21
Had two players record a double-double in same game: Jaden Shackelford (18 pts, 11 rebs), Herbert Jones (14 pts, 12 rebs) vs. Jacksonville State, 11/26/20
Had three players record a double-double in same game: Jermareo Davidson (12 pts, 12 rebs), Alonzo Gee (22 pts, 10 rebs), Richard Hendrix (18 pts, 12 rebs) vs. Louisiana Monroe, 11/28/06
Had a player record a double-double in three consecutive games: Donta Hall (14 pts, 16 rebs vs. Texas A&M, 12 pts, 11 rebs at Missouri, 16 pts, 12 rebs vs. Tennessee) (Jan. 12, Jan. 16, Jan. 19, 2019)
Had a player record a double-double in four consecutive games: Donta Hall (14 pts, 16 rebs vs. Texas A&M, 12 pts, 11 rebs at Missouri, 16 pts, 12 rebs vs. Tennessee, 10 pts, 11 rebs vs. Ole Miss) (Jan. 12, Jan. 16, Jan. 19, Jan. 22, 2019)

Had six or more players score in double figures: John Petty Jr. (14), Kira Lewis Jr. (15), Beetle Bolden (15), Herbert Jones (15), Alex Reese (14), Jaden Shackelford (16) at Florida, 1/4/20
Players who recorded a triple-double: Kira Lewis Jr. (10 pts, 10 rebs, 13 asts) at Auburn, 2/12/20 Roy Rogers (27 pts, 10 rebs, 10 blocks) vs. LSU, 2/17/96

*indicates SEC record

2020-21 BOX SCORES

GAME 1



Official Basketball Box Score - Final
Jacksonville St. at Alabama
 11/25/20 Coleman Coliseum, Tuscaloosa
 2020-21 Men's Basketball

Game Time: 7:00 PM
 Game Duration: 2:05
 Attendance: 2,025

Officials: Doug Shous, Mike Nance, Garrick Shannon

Jacksonville St. - 57

NO.	Name	Min	FG	3P	FT	Rebounds			Fouls		TP	AS	TO	ST	Blocks			+/-
						OR	DR	TOT	PF	FD					BS	BA	BA	
5	Amanze Ngumezi	F 11:43	3-8	1-2	1-1	2	2	4	2	2	8	0	3	0	1	1	-15	
11	Kayne Henry	F 19:56	2-12	0-4	3-3	1	5	6	1	3	7	0	1	1	0	2	-16	
50	Brandon Huffman	C 11:05	1-1	0-0	0-2	2	2	4	2	1	2	0	3	0	0	0	-16	
0	Jalen Finch	G 27:56	0-5	0-3	0-0	1	1	2	4	3	0	2	4	1	0	-12		
23	Darian Adams	G 19:51	0-7	0-2	1-2	2	1	3	5	1	1	2	0	0	0	-28		
24	Martin Roub	F 19:02	3-9	2-7	0-0	3	5	8	1	1	8	0	1	0	0	-10		
1	Demaree King	22:58	5-12	4-8	1-2	0	1	1	2	1	15	0	1	1	0	-6		
10	Juwan Perdue	11:17	2-4	0-0	2-2	1	1	2	0	0	6	2	1	0	1	-6		
13	Jay Pal	22:59	1-3	1-2	0-0	2	5	7	2	0	3	1	1	0	0	-15		
4	Marcellus Brigham	08:04	0-0	0-0	1-2	2	2	4	1	1	0	1	1	0	0	-1		
3	Maros Zeliznak	08:45	1-3	0-0	0-1	1	1	2	0	1	2	0	1	2	0	-1		
2	Semaj Henderson	08:20	1-2	1-2	0-0	1	1	1	0	0	3	2	1	0	0	-5		
25	Khalil Johnson	05:48	0-2	0-0	0-0	1	1	1	0	0	0	1	0	0	0	3		
15	JJ Platt	01:08	0-1	0-0	2-2	1	0	1	0	1	2	0	0	0	0	3		
31	Marvin Hughes	01:08	0-0	0-0	0-0	0	0	0	0	0	0	0	0	0	0	3		
Team						2	1	3	0	0	0	0	0	0	0	0		
Totals			19-69	9-32	10-17	20	29	49	20	17	57	10	20	5	2	4	-24	

Technical Fouls:NONE

Alabama - 81

NO.	Name	Min	FG	3P	FT	Rebounds			Fouls		TP	AS	TO	ST	Blocks			+/-
						OR	DR	TOT	PF	FD					BS	BA	BA	
2	Jordan Bruner	F 15:55	2-6	0-3	0-0	3	0	3	3	2	4	1	1	0	1	0	14	
1	Herbert Jones	G 24:57	3-11	1-2	5-6	5	7	12	3	4	12	0	0	1	2	1	21	
5	Jaden Shackelford	G 25:45	6-13	1-4	5-5	3	9	12	1	5	18	2	2	2	0	20		
13	Jahvon Quinerly	G 26:08	7-12	2-5	2-2	0	1	1	1	2	18	3	1	1	0	25		
23	John Petty Jr.	G 25:34	6-14	2-8	0-1	2	4	6	1	1	14	1	1	2	0	26		
14	Keon Ellis	17:17	0-0	0-0	0-0	2	2	2	0	0	2	0	2	0	1	0		
33	James Rojas	20:22	3-8	1-2	1-2	4	3	7	1	4	8	1	1	0	0	17		
3	Alex Reese	13:14	0-4	0-0	0-0	1	1	1	0	0	0	2	0	0	0	10		
11	Joshua Primo	16:57	2-4	0-2	1-2	0	3	3	3	1	5	1	0	1	0	0		
22	Keon Ambrose-Hylton	06:42	0-1	0-0	0-2	1	0	1	2	1	0	0	1	0	0	-1		
12	Darius Miles	03:42	1-2	0-1	0-0	1	1	2	0	0	2	0	1	0	0	-6		
4	Juwan Gary	03:27	0-2	0-0	0-0	0	0	0	0	0	0	0	0	0	0	-6		
Team						1	4	5	0	0	0	0	0	0	0	0		
Totals			30-77	7-31	14-20	20	35	55	17	20	81	11	10	8	4	2	24	

Technical Fouls:NONE

	JSU		Bama		Points from Turnovers	Paint	Second Chance	Fast Breaks	Bench	Period by Period Scoring			
	1st	2nd	3rd	4th						1st	2nd	TOT	
Biggest lead	1 (1 st 19:14)	30 (2 nd 4:02)			10	16	42	6	19	24	33	57	
Best Scoring Run	8 (2 nd 14:48)	12 (2 nd 18:02)			9	23	6	19	39	15	41	82	
Lead Changes	8				41	41	82						
Times Tied	2				29	35	64						
Time with Lead	02:10	37:12			AL	29	35	64					

GAME 2



Official Basketball Box Score - Final
Stanford at Alabama
 11/20/20 Harrah's Cherokee Center, Asheville
 2020-21 Men's Basketball

Game Time: 9:30 PM
 Game Duration: 2:00

Officials: Ted Valentine, Tim Clougherty, Lamar Simpson

Stanford - 82

NO.	Name	Min	FG	3P	FT	Rebounds			Fouls		TP	AS	TO	ST	Blocks			+/-
						OR	DR	TOT	PF	FD					BS	BA	BA	
3	Ziaire Williams	F 28:41	8-15	3-5	0-0	0	8	8	3	1	19	3	6	1	0	2	18	
13	Oscar da Silva	F 29:04	6-10	1-2	0-0	2	5	7	5	3	13	3	3	0	3	1	17	
14	Spencer Jones	F 30:27	1-4	1-2	0-0	1	7	8	2	0	3	0	2	3	2	0	16	
1	Dajeon Davis	G 33:43	4-9	1-2	4-5	2	2	4	0	7	13	4	3	1	0	0	14	
2	Bryce Wills	G 31:35	7-12	1-2	0-4	0	6	6	2	4	15	2	3	0	0	21		
11	Jaiden Delaire	13:23	1-4	0-0	3-4	1	0	1	2	2	5	2	0	2	0	1	10	
22	James Keefe	08:13	1-1	0-0	1-2	0	2	2	1	1	3	1	0	1	0	0	7	
10	Max Murrell	07:25	1-1	0-0	4-4	0	2	2	0	2	6	0	1	0	0	0	4	
5	Michael O'Connell	04:29	1-1	1-1	0-0	0	0	0	1	0	3	0	2	0	0	0	-1	
20	Noah Taitz	03:15	1-2	0-0	0-0	0	0	0	0	1	0	2	0	0	0	0	-4	
23	Brandon Angel	03:15	0-1	0-1	0-0	0	1	1	0	0	0	0	0	0	0	0	-4	
24	Sam Beskind	01:50	0-0	0-0	0-0	0	0	0	0	0	0	0	0	0	0	0	-4	
32	Lukas Kisunas	03:15	0-0	0-0	0-0	0	1	1	0	0	0	0	0	0	0	0	-4	
12	Keenan Fitzmorris	01:25	0-0	0-0	0-0	0	0	0	0	0	0	0	0	0	0	0	0	
Team						2	5	7	0	0	2	0	2	0	0	0		
Totals			31-60	8-15	12-19	8	39	47	18	20	82	15	22	8	5	5	18	

Technical Fouls:NONE

Alabama - 64

NO.	Name	Min	FG	3P	FT	Rebounds			Fouls		TP	AS	TO	ST	Blocks			+/-
						OR	DR	TOT	PF	FD					BS	BA	BA	
2	Jordan Bruner	F 19:31	2-4	1-3	3-3	0	3	3	1	4	8	1	0	1	1	0	-6	
1	Herbert Jones	G 21:33	4-8	0-0	0-0	1	3	4	1	1	8	2	5	1	1	1	-2	
5	Jaden Shackelford	G 22:35	3-13	2-5	2-2	1	2	3	3	3	10	0	2	0	0	0	-20	
13	Jahvon Quinerly	G 24:10	6-11	1-3	1-1	0	0	0	3	2	14	2	3	3	0	-14		
23	John Petty Jr.	G 23:35	3-7	1-4	0-1	3	6	3	1	1	7	0	0	1	1	-18		
3	Alex Reese	12:23	2-6	1-4	0-0	0	5	5	1	2	5	1	0	0	1	0	-18	
33	James Rojas	19:40	1-6	0-2	1-2	3	3	2	1	1	3	1	1	1	0	-1		
11	Joshua Primo	18:04	0-2	0-1	0-2	0	2	2	2	1	0	3	2	2	0	-7		
14	Keon Ellis	17:57	1-3	0-2	1-2	0	1	1	1	2	3	0	2	1	0	-2		
22	Keon Ambrose-Hylton	04:39	0-0	0-0	0-0	0	1	1	0	0	0	0	0	0	0	-3		
12	Darius Miles	05:09	1-4	1-3	0-0	0	0	0	0	0	0	0	1	0	0	-3		
4	Juwan Gary	03:28	0-1	0-1	1-2	0	0	0	0	1	0	0	0	0	0	-4		
30	Kendall Wall	01:25	1-2	0-1	0-0	2	0	2	0	0	2	0	0	0	0	0		
Team						0	1	1	0	0	0	0	0	0	0	0		
Totals			24-67	7-29	9-15	7	24	31	20	18	64	10	15	10	5	-18		

Technical Fouls:NONE

	STA		ALA		Points from Turnovers	Paint	Second Chance	Fast Breaks	Bench	Period by Period Scoring			
	1st	2nd	3rd	4th						1st	2nd	TOT	
Biggest lead	24 (2 nd 5:55)	4 (1 st 16:55)			14	21	38	32	19	17	41	82	
Best Scoring Run	10 (2 nd 12:43)	7 (1 st 16:55)			41	41	82						
Lead Changes	4				29	35	64						
Times Tied	6				AL	29	35	64					
Time with Lead	33:42	01:35			AL	29	35	64					

GAME 3



2020-21 BOX SCORES

GAME 5



Official Basketball Box Score - Final
Clemson at Alabama
 12/20/20 State Farm Arena, Atlanta
 2020-21 Men's Basketball

Game Time: 8:00 PM
 Game Duration: 2:09

Officials: Jamie Luckia, Vlad Voyard-Tadaj, Brooks Wehs

NO.	Name	Min	FG		3P		FT		Rebounds		Fouls		TP	AS	TO	ST	Blocks		+/-
			M-A	M-A	M-A	M-A	OR	DR	PF	FD	BS	BA							
1	Jonathan Baehre	19:17	4-9	0-2	0-0	2	6	8	2	0	8	1	1	0	2	0	13		
25	Amir Simms	22:09	3-4	0-0	0-0	5	5	3	0	6	3	6	0	0	0	2			
0	Clyde Trapp	22:14	2-5	0-2	0-2	1	4	5	1	4	4	2	3	1	0	0	8		
2	Al-Amir Dawes	31:30	4-9	1-5	1-3	2	2	4	1	3	10	3	1	1	1	0	8		
15	John Newman III	27:27	2-5	1-3	0-0	0	5	5	3	2	5	0	5	1	1	0	6		
10	Olivier-Maxence Prosper	18:13	2-4	1-2	0-1	2	3	5	2	5	1	1	1	2	0	0	2		
24	PJ Hall	13:20	2-4	0-0	0-0	1	1	2	1	0	4	0	1	2	0	0	0		
5	Hunter Tyson	06:27	3-3	1-1	2-3	0	1	1	0	2	9	0	0	0	0	0	0		
3	Chase Hunter	15:16	1-6	0-0	0-0	0	1	1	0	1	4	0	1	1	1	1	4		
4	Nick Honor	19:56	4-8	1-4	0-0	1	0	1	3	2	9	3	1	1	0	0	0		
12	Alex Hernerway	04:11	0-0	0-0	0-0	0	1	1	1	0	0	0	1	0	0	0	0		
Team						3	2	5			0		1						
Totals			27:57	15:19	5:11	12	31	43	17	16	64	13	21	8	7	1	8		

Shooting By Period		
1 st FG%	13-28	46.4%
3PT%	3-10	30.0%
FT%	5-9	55.6%
2 nd FG%	14-29	48.3%
3PT%	2-9	22.2%
FT%	0-2	0%
GM FG%	27-57	47.4%
3PT%	5-19	26.3%
FT%	5-11	45.5%

Dead Ball Rebounds: 2/0

Technical Fouls: NONE

NO.	Name	Min	FG		3P		FT		Rebounds		Fouls		TP	AS	TO	ST	Blocks		+/-
			M-A	M-A	M-A	M-A	OR	DR	PF	FD	BS	BA							
2	Jordan Bruner	F 23:42	1-4	1-3	0-0	0	2	2	1	2	3	1	0	5	1	0	0	0	3
1	Herbert Jones	G 30:30	3-9	0-2	11-12	0	4	4	3	6	17	2	2	3	0	1	0	0	-4
5	Jaden Shackelford	G 27:29	2-8	0-3	1-2	1	0	1	2	2	5	1	3	2	0	0	0	-12	
13	Jahvon Quinerly	G 27:21	3-10	1-4	0-0	2	1	3	2	1	7	2	3	2	0	2	0	-11	
23	John Petty Jr.	G 32:27	2-10	1-5	5-5	0	4	4	3	10	1	1	2	0	2	0	0	3	
3	Alex Reese	12:33	2-7	0-3	1-2	0	5	5	2	1	5	0	2	1	0	1	0	-3	
11	Joshua Primo	22:35	3-4	0-1	0-0	0	2	2	1	0	6	0	0	0	0	0	0	1	
4	Juwan Gary	02:36	0-0	0-0	0-0	0	0	0	0	1	0	0	0	0	0	0	0	0	
14	Keon Ellis	05:23	0-1	0-0	0-0	0	1	1	0	0	0	0	1	1	0	0	0	-5	
22	Keon Ambrose-Hylton	03:07	0-1	0-0	0-0	0	1	1	0	0	0	0	0	0	0	0	0	-8	
33	James Rojas	12:17	1-3	0-1	1-1	1	2	1	2	3	1	2	1	0	0	0	0	-1	
Team						4	0	4			0		0						
Totals			17:56	3:22	19:22	8	20	28	17	17	56	8	15	17	1	7	0	-8	

Shooting By Period		
1 st FG%	9-29	31.0%
3PT%	0-7	0.0%
FT%	12-13	92.3%
2 nd FG%	8-27	29.6%
3PT%	3-15	20.0%
FT%	7-9	77.8%
GM FG%	17-56	30.4%
3PT%	3-22	13.6%
FT%	19-22	86.4%

Dead Ball Rebounds: 3/2

Technical Fouls: Reese 1st;6:41

Biggest lead		Clem	Bama	Points from Turnovers	Clem	Bama	Period by Period Scoring			
Biggest lead		12 (2 nd 9:36)	1 (1 st 13:28)	Turnovers	12	15	1st	2nd	TOT	
Best Scoring Run		10 (2 nd 17:28)	9 (2 nd 7:51)	Paint	34	28	Clem	34	30	64
Lead Changes		6	6	Second Chance	15	0	Bama	30	26	56
Times Tied		1	1	Fast Breaks	1	13				
Time with Lead		36:48	01:23	Bench	31	14				

GAME 6



Official Basketball Box Score - Final
Furman at Alabama
 12/15/20 Coleman Coliseum, Tuscaloosa
 2020-21 Men's Basketball

Game Time: 8:00 PM
 Game Duration: 2:09
 Attendance: 2,055

Officials: Tony Greene, Gerry Pollard, Brent Hampton

NO.	Name	Min	FG		3P		FT		Rebounds		Fouls		TP	AS	TO	ST	Blocks		+/-
			M-A	M-A	M-A	M-A	OR	DR	PF	FD	BS	BA							
4	Noah Gurley	F 35:37	4-8	2-4	5-6	0	3	3	1	3	15	0	2	0	1	1	0	-15	
20	Jalen Slawson	F 29:38	1-3	0-1	1-2	1	5	6	4	2	3	5	1	0	0	0	0	-7	
45	Clay Mounce	F 16:29	8-11	4-7	1-1	0	2	2	5	3	21	2	1	0	0	0	15		
3	Mike Bothwell	G 33:17	8-19	5-11	2-2	0	6	6	4	2	23	2	2	2	0	2	4		
10	Alex Hunter	G 37:04	2-10	1-9	0-0	1	2	3	2	1	5	3	2	3	0	0	-11		
1	Jaylon Pugh	22:37	1-3	1-3	0-0	0	1	1	3	2	3	1	0	1	0	1	-7		
13	Garnett Hien	10:50	1-1	0-0	2-2	2	1	3	1	1	4	2	1	0	0	0	2		
22	Joe Anderson	06:24	1-2	0-1	0-0	0	1	1	0	0	2	1	0	0	0	0	4		
5	Marcus Foster	08:04	2-2	0-0	0-0	0	1	1	1	0	4	0	2	0	0	0	0		
Team						1	1	2			0		1						
Totals			28:59	13:36	11:13	5	23	28	21	14	80	16	10	8	1	4	-3		

Shooting By Period		
1 st FG%	18-29	62.1%
3PT%	8-17	47.1%
FT%	3-4	75%
2 nd FG%	10-30	33.3%
3PT%	5-19	26.3%
FT%	8-9	88.9%
GM FG%	28-59	47.5%
3PT%	13-36	36.1%
FT%	11-13	84.6%

Dead Ball Rebounds: 0/0

Technical Fouls: NONE

NO.	Name	Min	FG		3P		FT		Rebounds		Fouls		TP	AS	TO	ST	Blocks		+/-
			M-A	M-A	M-A	M-A	OR	DR	PF	FD	BS	BA							
2	Jordan Bruner	F 18:36	4-6	1-2	0-0	4	2	6	1	0	9	2	0	1	2	0	0	3	
11	Herbert Jones	G 32:39	7-16	2-2	2-4	7	5	12	1	2	18	4	2	0	2	0	-1		
5	Jaden Shackelford	G 28:21	4-9	1-5	4-8	1	3	4	3	6	13	1	3	1	0	0	9		
13	Jahvon Quinerly	G 16:37	1-2	1-1	0-0	0	0	0	2	1	3	3	0	0	0	0	-2		
23	John Petty Jr.	G 35:06	2-9	0-6	2-4	1	5	6	2	3	6	6	2	1	0	0	12		
11	Joshua Primo	22:18	2-6	1-5	0-1	0	2	2	1	5	1	1	0	0	0	0	0		
33	James Rojas	19:48	3-6	2-3	3-4	3	4	7	4	2	11	0	2	2	0	1	3		
3	Alex Reese	11:30	2-5	2-5	0-0	0	0	0	1	2	6	1	0	0	0	0	-7		
14	Keon Ellis	07:22	1-3	0-2	0-0	0	0	0	0	0	2	1	0	0	0	0	-12		
4	Juwan Gary	07:43	4-5	0-0	2-4	1	2	3	0	2	10	0	0	0	0	0	9		
Team						4	5	9			0		0						
Totals			30:67	10:31	13:25	21	28	49	14	21	83	19	10	5	4	1	3		

Shooting By Period		
1 st FG%	14-35	40.0%
3PT%	6-18	33.3%
FT%	9-9	100%
2 nd FG%	16-32	50.0%
3PT%	4-13	30.8%
FT%	10-20	50%
GM FG%	30-67	44.8%
3PT%	10-31	32.3%
FT%	13-25	52.0%

Dead Ball Rebounds: 5/0

Technical Fouls: NONE

Biggest lead		Furman	Bama	Points from Turnovers	Furman	Bama	Period by Period Scoring			
Biggest lead		16 (1 st 8:21)	5 (2 nd 0:35)	Turnovers	12	11	1st	2nd	TOT	
Best Scoring Run		9 (1 st 10:59)	8 (2 nd 0:35)	Paint	28	40	Furman	47	33	80
Lead Changes		1	1	Second Chance	3	24	Bama	37	46	83
Times Tied		2	2	Fast Breaks	8	10				
Time with Lead		37:12	01:18	Bench	13	34				

GAME 7



2020-21 BOX SCORES

GAME 9



Official Basketball Box Score - Final
Old Miss at Alabama
 12/29/20 Coleman Coliseum, Tuscaloosa
 2020-21 Men's Basketball

Game Time: 8:00 PM
 Game Duration: 2:19
 Attendance: 2,055

Officials: Brian Shey, Joe Lindsay, Steven Anderson

NO.	Name	Min	FG	3P	FT	Rebounds		Fouls	TP	AS	TO	ST	Blocks		+/-		
						OR	DR						PF	FD		BS	BA
0	Romello White	F 31:36	6-12	0-0	8-13	3	8	11	3	7	20	0	3	0	1	0	-5
5	KJ Buffen	F 24:13	6-10	0-0	3-3	4	4	8	5	8	15	0	3	2	1	2	-2
1	Austin Crowley	G 10:11	0-2	0-0	0-2	0	2	2	2	0	0	0	0	0	0	0	-13
2	Devontae Shuler	G 27:21	2-11	0-4	4-6	0	0	0	1	3	8	0	3	1	0	1	-12
15	Luis Rodriguez	G 31:39	1-7	0-3	0-2	5	3	8	4	1	2	1	3	2	1	2	-6
11	Matthew Murrell	G 26:17	2-8	1-4	2-2	0	5	5	1	1	7	0	2	0	0	0	-16
24	Jarrell Jorner	G 26:07	5-11	0-1	2-2	0	3	4	4	2	12	0	2	0	0	0	-2
21	Robert Allen	G 11:19	0-1	0-0	0-2	3	1	4	2	1	0	0	2	1	0	0	-11
3	Khadim Sy	G 05:22	0-2	0-1	0-0	1	2	0	0	0	0	0	0	1	0	0	-7
14	Dimencio Vaughn	G 01:45	0-0	0-0	0-2	1	0	1	0	1	0	0	0	0	0	0	-7
23	Sammy Hunter	G 01:10	0-0	0-0	0-0	0	0	0	1	0	0	0	0	0	0	0	-5
12	Shon Robinson	G 01:00	0-1	0-0	0-0	0	0	0	0	0	0	0	0	0	0	0	-4
Team			2	1	3												
Totals			22-65	11-33	19-35	19	28	47	23	26	64	3	17	7	3	5	-18

Shooting By Period

1 st FG%	11-31	35.5%
3PT%	1-6	16.7%
FT%	11-15	73.3%
2 nd FG%	11-34	32.4%
3PT%	0-7	0.0%
FT%	8-20	40%
GM FG%	22-65	33.8%
3PT%	1-13	7.7%
FT%	19-35	54.3%

Dead Ball Rebounds: 0.0

Technical Fouls: NONE

NO.	Name	Min	FG	3P	FT	Rebounds		Fouls	TP	AS	TO	ST	Blocks		+/-		
						OR	DR						PF	FD		BS	BA
2	Jordan Bruner	F 18:25	2-5	1-4	0-0	1	4	5	4	2	5	0	2	1	2	0	11
1	Herbert Jones	G 09:10	1-1	0-0	1-2	1	2	3	5	3	2	3	1	1	0	1	11
5	Jaden Shackelford	G 33:27	3-10	1-7	2-5	2	5	7	0	3	9	4	0	0	0	0	14
11	Joshua Primo	G 24:01	2-8	0-2	2-2	2	4	6	4	6	1	0	0	0	1	4	
14	Keon Ellis	G 17:22	2-5	1-4	0-0	2	2	4	3	2	5	3	2	0	0	1	3
13	Jahvon Quinerly	G 32:06	8-14	3-5	5-10	2	5	5	1	6	24	4	1	0	0	1	12
23	John Petty Jr.	G 27:04	5-11	3-7	0-0	1	5	6	4	0	13	1	3	0	1	1	2
3	Alex Reese	G 18:30	3-8	2-7	2-2	1	3	4	1	1	10	2	0	1	1	0	1
4	Juwan Gary	G 03:43	0-0	0-0	0-0	0	0	0	2	1	0	0	0	1	0	0	5
33	James Rojas	G 05:59	1-2	0-0	0-1	1	2	3	4	1	2	1	1	1	0	0	2
22	Keon Ambrose-Hylton	G 02:33	0-0	0-0	0-0	0	0	0	0	0	0	0	0	0	0	0	5
12	Darius Miles	G 01:10	0-0	0-0	0-2	0	0	0	0	1	2	0	0	0	0	0	5
15	Tyler Barnes	G 01:10	0-0	0-0	0-0	0	1	1	0	0	0	0	0	0	0	0	5
21	Britton Johnson	G 01:10	1-1	1-1	0-0	0	0	0	0	0	3	0	0	0	0	0	5
30	Kendall Wall	G 01:10	0-0	0-0	0-0	0	0	0	0	0	0	0	0	0	0	0	5
Team			1	1	2												
Totals			28-65	12-37	14-24	14	32	46	27	23	82	15	15	6	5	3	18

Shooting By Period

1 st FG%	15-32	46.9%
3PT%	7-17	41.2%
FT%	6-10	60%
2 nd FG%	13-33	39.4%
3PT%	5-20	25.0%
FT%	8-14	57.1%
GM FG%	28-65	43.1%
3PT%	12-37	32.4%
FT%	14-24	58.3%

Dead Ball Rebounds: 5.0

Technical Fouls: Rojas 2nd 12:14

Biggest lead	OLM		ALA		Points from Turnovers	OLM	ALA	Period by Period Scoring		
	1 st	2 nd	1 st	2 nd				TOT		
0 (1 st 20:00)	18	(2 nd 0:32)			18	18				
Best Scoring Run	9 (1 st 7:49)	8 (1 st 17:21)			30	32				
Lead Changes	0				9	18				
Times Tied	0				8	10				
Time with Lead	00:00	39:09			19	54				

GAME 10



Official Basketball Box Score - Final
Alabama at Tennessee
 01/02/21 Thompson-Boling Arena, Knoxville, Tenn.
 2020-21 Tennessee Men's Basketball

Game Time: 6:07 PM
 Game Duration: 2:07
 Attendance: 4,191

Officials: Don Daly, Patrick Evans, Rob Rorker

NO.	Name	Min	FG	3P	FT	Rebounds		Fouls	TP	AS	TO	ST	Blocks		+/-		
						OR	DR						PF	FD		BS	BA
2	Jordan Bruner	F 25:16	3-5	0-1	2-5	1	5	6	3	3	8	0	1	0	3	0	7
1	Herbert Jones	G 33:11	4-13	1-1	2-4	3	5	8	3	4	11	1	3	1	2	3	15
5	Jaden Shackelford	G 24:28	3-5	1-2	2-4	0	1	4	3	9	2	0	2	0	0	0	1
11	Joshua Primo	G 24:28	4-8	3-5	0-0	4	1	5	2	1	11	1	4	0	0	0	7
23	John Petty Jr.	G 31:22	6-7	4-4	1-2	0	6	6	0	1	17	2	0	1	0	0	13
14	Keon Ellis	G 11:10	1-3	1-1	0-0	1	2	3	1	1	3	0	0	0	0	0	-5
3	Alex Reese	G 13:43	0-4	0-3	0-0	1	3	4	1	0	0	0	0	0	0	0	0
13	Jahvon Quinerly	G 26:46	5-14	0-2	2-2	1	1	2	3	3	12	5	2	0	0	2	6
33	James Rojas	G 09:08	0-3	0-1	0-0	0	3	1	0	0	0	0	2	0	0	2	-5
30	Kendall Wall	G 00:24	0-0	0-0	0-0	0	1	1	0	0	0	0	0	0	0	0	1
4	Juwan Gary	G 00:04	0-0	0-0	0-0	0	0	0	0	0	0	0	0	0	0	0	0
Team			2	2	4												
Totals			26-62	10-20	9-17	13	30	43	18	16	71	11	12	4	5	7	8

Technical Fouls: NONE

NO.	Name	Min	FG	3P	FT	Rebounds		Fouls	TP	AS	TO	ST	Blocks		+/-		
						OR	DR						PF	FD		BS	BA
10	John Fulkerson	F 25:39	2-5	0-0	3-8	2	3	5	1	4	7	1	1	0	0	0	2
35	Yves Pons	F 21:05	1-6	1-2	3-4	0	2	2	4	3	6	0	0	0	5	0	5
5	Josiah-Jordan James	G 32:16	1-6	0-3	0-0	2	6	8	3	1	2	1	2	2	0	0	-11
12	Victor Bailey Jr.	G 33:41	4-14	0-5	8-9	5	7	2	5	16	2	1	0	0	1	9	
25	Santiago Vescovi	G 33:37	5-15	3-8	0-0	1	3	4	4	1	13	1	1	0	0	0	-3
11	Jaden Springer	G 05:11	1-3	0-0	1-2	0	1	1	1	1	3	0	1	0	0	0	-1
4	Keon Johnson	G 30:55	1-2	0-3	2-3	3	5	8	0	3	12	2	2	1	0	0	-4
55	E.J. Anosike	G 09:58	1-1	0-0	0-0	2	1	3	1	0	2	0	0	0	0	0	-14
00	Davonte Gaines	G 01:05	0-1	0-0	0-0	0	0	0	0	0	0	0	0	0	0	0	0
13	Olivier Nkamhoua	G 03:44	1-1	0-0	1-1	2	0	0	0	0	2	0	0	0	0	0	-1
3	Drew Pember	G 03:09	0-2	0-0	0-0	1	0	1	0	0	0	0	0	0	1	0	-2
Team			1	4	5												
Totals			21-66	4-21	17-26	18	28	46	16	18	63	7	9	3	7	5	-8

Technical Fouls: Team 1st 0:36

Biggest lead	ALA		TENN		Points from Turnovers	ALA	TENN	Period by Period Scoring		
	1 st	2 nd	1 st	2 nd				TOT		
14 (2 nd 14:19)	4	(1 st 7:41)			11	11				
Best Scoring Run	9 (2 nd 17:17)	5 (1 st 16:35)			32	28				
Lead Changes	6				10	13				
Times Tied	6				9	0				
Time with Lead	24:43	09:11			15	19				

GAME 11



Official Basketball Box Score - Final
Florida at Alabama
 01/05/21 Coleman Coliseum, Tuscaloosa

2020-21 BOX SCORES

GAME 13



Official Basketball Box Score - Final
Alabama at Kentucky
01/22/21 Rupp Arena, Lexington
2020-21 Men's Basketball

Game Time: 9:00 PM
Game Duration: 2:17
Attendance: 3,075

Officials: Tony Greene, Patrick Evans, Terry Wymer

Alabama - 85		Record: 10-3 (5-0)												
NO.	Name	Min	FG	3P	FT	Rebounds	Fouls	TP	AS	TO	ST	Blocks	+/-	
			M-A	M-A	M-A	OR DR TOT	PF	FD				BS BA		
2	Jordan Bruner	F 19:28	3-7	2-6	0-0	1 1 2	0 0 8	2	0	0	0	0 0 0	5	
1	Herbert Jones	G 08:22	3-6	2-3	0-0	0 1 1	1 0 8	2	0	0	0	0 1 4	4	
5	Jaden Shackelford	G 37:32	6-15	2-5	4-5	1 1 2	2 6 18	6	3	0	0	2 19	19	
11	Joshua Primo	G 32:31	4-9	1-3	3-3	1 1 2	3 2 12	1	0	4	1	1 27	27	
23	John Petty Jr.	G 37:29	9-15	4-7	1-1	0 5 5	3 3 23	2	2	0	0	1 17	17	
3	Alex Reese	G 13:26	3-5	2-4	0-0	1 1 2	5 1 8	1	1	1	2	0 9	9	
14	Keon Ellis	G 17:31	0-0	0-0	0-0	6 6 4	1 0 0	0	2	2	0	0 0	-4	
33	James Rojas	G 19:11	1-4	1-2	0-0	2 4 6	4 3 3	1	2	1	0	1 0	-1	
4	Juwan Gary	G 12:41	2-7	0-0	0-2	4 1 5	1 1 4	0	0	0	1	0 3	16	
15	Tyler Barnes	G 01:05	0-0	0-0	1-2	0 1 1	0 0 1	1	0	0	0	0 0	4	
12	Darius Miles	G 00:11	0-0	0-0	0-0	0 0 0	0 0 0	0	0	0	0	0 0	1	
21	Britton Johnson	G 00:11	0-0	0-0	0-0	0 0 0	0 0 0	0	0	0	0	0 0	1	
22	Keon Ambrose-Hylton	G 00:11	0-0	0-0	0-0	0 0 0	0 0 0	0	0	0	0	0 0	1	
30	Kendall Wall	G 00:11	0-0	0-0	0-0	0 0 0	0 0 0	0	0	0	0	0 0	1	
Team						3 1 4			0	1		9 3 9	20	
Totals			31-68	14-30	9-13	13 23 36	23 18 85	15	11	9	3	9 9	20	

Shooting By Period	
1st FG%	16.37 43.2%
3PT%	10.22 45.5%
FT%	0.2 0%
2nd FG%	15.31 48.4%
3PT%	4.8 50.0%
FT%	9.11 81.8%
GM FG%	31.68 45.6%
3PT%	14.30 46.7%
FT%	9.13 69.2%

Dead Ball Rebounds: 2, 1

Technical Fouls: NONE

Kentucky - 65		Record: 4-7 (3-1)												
NO.	Name	Min	FG	3P	FT	Rebounds	Fouls	TP	AS	TO	ST	Blocks	+/-	
			M-A	M-A	M-A	OR DR TOT	PF	FD				BS BA		
12	Keion Brooks Jr.	F 23:06	4-12	2-2	3-4	1 3 4	3 4 10	0	3	1	1	1 12	-12	
30	Olivier Sarr	F 18:50	1-4	0-0	4-5	2 3 5	1 5 6	2	2	0	0	1 17	-17	
2	Devin Askew	G 35:44	4-9	1-5	3-3	1 2 3	2 2 12	2	3	1	0	0 21	21	
3	Brandon Boston Jr.	G 25:19	2-7	0-1	1-2	2 3 5	4 2 5	1	1	0	0	1 13	-13	
10	Davion Mintz	G 25:50	2-10	1-4	0-0	2 3 5	0 1 5	1	1	0	0	0 23	-23	
0	Jacob Toppin	G 24:27	2-6	0-1	1-2	1 5 6	3 2 5	1	1	1	1	1 0	-4	
11	Dontae Allen	G 23:41	3-8	2-5	0-0	1 5 6	2 1 8	0	4	0	0	0 0	-6	
23	Isaiah Jackson	G 23:03	3-5	0-0	8-10	3 3 6	3 6 14	0	3	2	7	0 4	-2	
Team						3 1 4			0	1		9 3 9	20	
Totals			21-61	4-18	19-24	18 26 44	18 23 65	7	19	5	9	3 30	20	

Shooting By Period	
1st FG%	10.31 32.3%
3PT%	3.10 30.0%
FT%	7.10 70%
2nd FG%	11.30 36.7%
3PT%	1.8 12.5%
FT%	12.14 85.7%
GM FG%	21.61 34.4%
3PT%	4.18 22.2%
FT%	19.24 79.2%

Dead Ball Rebounds: 3, 0

Technical Fouls: NONE

Alabama - 90		Record: 11-3 (6-0)												
NO.	Name	Min	FG	3P	FT	Rebounds	Fouls	TP	AS	TO	ST	Blocks	+/-	
			M-A	M-A	M-A	OR DR TOT	PF	FD				BS BA		
3	Alex Reese	F 13:34	1-5	1-4	0-0	0 3 3	0 0 3	1	1	3	0	0 11	11	
1	Herbert Jones	G 22:18	3-4	0-1	7-9	1 3 4	1 6 13	2	3	2	1	0 31	31	
5	Jaden Shackelford	G 23:34	6-11	4-7	0-0	1 1 2	2 0 16	3	1	0	0	0 21	21	
11	Joshua Primo	G 23:58	1-6	0-3	1-2	2 3 5	0 1 3	3	3	1	0	1 10	10	
23	John Petty Jr.	G 24:58	6-10	5-9	0-0	1 3 4	0 0 17	1	1	1	0	0 17	17	
13	Jahvon Quinerly	F 21:46	2-8	0-4	3-4	0 4 4	1 4 7	4	1	1	0	0 20	20	
14	Keon Ellis	G 20:38	2-4	1-3	2-3	0 2 2	2 3 7	2	1	1	0	0 11	11	
33	James Rojas	G 08:52	0-1	0-0	0-0	3 3 4	1 0 0	2	0	0	0	0 1	1	
4	Juwan Gary	G 07:43	4-4	1-1	0-0	3 3 2	2 9 0	0	0	0	1	3 0	16	
12	Darius Miles	G 12:49	3-4	2-3	0-0	1 1 2	0 0 0	0	0	0	0	0 0	4	
22	Keon Ambrose-Hylton	G 09:51	2-4	0-0	0-0	1 3 4	0 0 4	0	0	0	0	0 0	4	
30	Kendall Wall	G 04:47	0-2	0-0	0-0	0 0 0	0 0 0	0	0	0	0	0 0	3	
15	Tyler Barnes	G 03:25	0-0	0-0	0-0	1 1 0	0 0 0	0	0	0	0	0 0	3	
21	Britton Johnson	G 01:47	1-1	1-1	0-0	0 0 0	0 0 0	0	0	0	0	0 0	3	
Team						4 4 8			0	0		0 0	30	
Totals			31-64	15-36	13-17	9 34 43	16 15 30	18	14	12	4	5 31	31	

Shooting By Period	
1st FG%	15.34 44.1%
3PT%	7.21 33.3%
FT%	5.6 83.3%
2nd FG%	16.30 53.3%
3PT%	8.15 53.3%
FT%	8.11 72.7%
GM FG%	31.64 45.4%
3PT%	15.36 41.7%
FT%	13.17 76.5%

Dead Ball Rebounds: 2, 0

Technical Fouls: NONE

GAME 14



Official Basketball Box Score - Final
Arkansas at Alabama
01/22/21 Coleman Coliseum, Tuscaloosa
2020-21 Men's Basketball

Game Time: 2:30 PM
Game Duration: 1:57
Attendance: 2,055

Officials: Bart Lenox, Vladimir Voyard-Tadai, Olands Pole

Arkansas - 59		Record: 10-4 (2-4)												
NO.	Name	Min	FG	3P	FT	Rebounds	Fouls	TP	AS	TO	ST	Blocks	+/-	
			M-A	M-A	M-A	OR DR TOT	PF	FD				BS BA		
0	Justin Smith	F 18:18	2-4	0-0	1-2	1 0 1	2 1 5	1	3	1	0	0 0	-6	
10	Jaylin Williams	F 18:13	0-1	0-0	0-0	0 2 2	1 2 0	0	1	0	1	0 0	-9	
3	Desi Sills	G 22:28	1-8	0-3	1-1	1 1 2	3 2 3	2	3	1	2	0 1	-24	
5	Moses Moody	G 34:12	10-25	3-7	5-5	3 6 9	2 2 28	1	2	0	0	0 1	-26	
11	Jalen Tate	G 28:24	4-9	0-2	2-2	0 4 4	3 1 10	3	6	1	0	0 0	-23	
2	Vance Jackson	F 14:14	0-4	0-2	1-2	0 2 2	0 1 1	0	1	3	0	1 0	-6	
1	JD Notae	F 18:05	2-7	1-3	0-2	0 1 1	0 1 5	0	2	1	1	0 1	-24	
4	Davonte Davis	G 28:00	1-3	0-0	3-4	1 5 6	3 5 1	0	0	0	0	0 0	-22	
23	Connor Vanover	G 02:35	0-0	0-0	0-0	0 0 0	0 0 0	0	0	0	0	0 0	0	
24	Ethan Henderson	F 15:31	1-2	0-0	0-0	2 4 1	2 0 1	0	1	0	3	0 0	-15	
Team						2 3 5			0	0		0 0	0	
Totals			21-63	4-17	13-18	10 26 36	15 16 59	8	18	9	5	4 31	31	

Shooting By Period	
1st FG%	6.26 23.1%
3PT%	1.7 14.3%
FT%	6.7 85.7%
2nd FG%	15.37 40.5%
3PT%	3.10 30.0%
FT%	7.11 63.6%
GM FG%	21.63 33.3%
3PT%	4.17 23.5%
FT%	13.18 72.2%

Dead Ball Rebounds: 3, 0

Technical Fouls: NONE

Alabama - 90		Record: 11-3 (6-0)												
NO.	Name	Min	FG	3P	FT	Rebounds	Fouls	TP	AS	TO	ST	Blocks	+/-	
			M-A	M-A	M-A	OR DR TOT	PF	FD				BS BA		
3	Alex Reese	F 13:34	1-5	1-4	0-0	0 3 3	0 0 3	1	1	3	0	0 11	11	
1	Herbert Jones	G 22:18	3-4	0-1	7-9	1 3 4	1 6 13	2	3	2	1	0 31	31	
5	Jaden Shackelford	G 23:34	6-11	4-7	0-0	1 1 2	2 0 16	3	1	0	0	0 21	21	
11	Joshua Primo	G 23:58	1-6	0-3	1-2	2 3 5	0 1 3	3	3	1	0	1 10	10	
23	John Petty Jr.	G 24:58	6-10	5-9	0-0	1 3 4	0 0 17	1	1	1	0	0 17	17	
13	Jahvon Quinerly	F 21:46	2-8	0-4	3-4	0 4 4	1 4 7	4	1	1	0	0 20	20	
14	Keon Ellis	G 20:38	2-4	1-3	2-3	0 2 2	2 3 7	2	1	1	0	0 11	11	
33	James Rojas	G 08:52	0-1	0-0	0-0	3 3 4	1 0 0	2	0	0	0	0 1	1	
4	Juwan Gary	G 07:43	4-4	1-1	0-0	3 3 2	2 9 0	0	0	0	1	3 0	16	
12	Darius Miles	G 12:49	3-4	2-3	0-0	1 1 2	0 0 0	0	0	0	0	0 0	4	
22	Keon Ambrose-Hylton	G 09:51	2-4	0-0	0-0	1 3 4	0 0 4	0	0	0	0	0 0	4	
30	Kendall Wall	G 04:47	0-2	0-0	0-0	0 0 0	0 0 0	0	0	0	0	0 0	3	
15	Tyler Barnes	G 03:25	0-0	0-0										

2020-21 BOX SCORES

GAME 17



Official Basketball Box Score - Final
Kentucky at Alabama
 01/26/21 Coleman Coliseum, Tuscaloosa
 2020-21 Men's Basketball

Game Time: 6:00 PM
 Game Duration: 2:08
 Attendance: 2,055

Officials: Mike Nance, Byron Jarrett, Lee Cassell

Kentucky - 59

Record: 5-10 (4-4)

NO.	Name	Min	FG			Rebounds			Fouls	TP	AS	TO	ST	Blocks			+/-	
			M-A	3P-A	FT-A	OR	DR	TOT						PF	FF	BS		BA
12	Keion Brooks Jr.	F 17:42	2-7	0-1	0-0	1	2	3	4	0	4	1	1	1	0	1	0	-7
30	Olivier Sarr	F 24:52	4-10	0-1	4-5	0	4	4	3	7	12	0	1	2	1	0	-12	
2	Devin Askew	G 23:53	0-2	0-0	2-2	0	1	1	4	2	2	2	1	0	1	0	-10	
3	Brandon Boston Jr.	G 30:55	2-9	0-0	4-4	1	5	6	3	2	8	1	2	0	0	0	-6	
10	Davion Mintz	G 35:15	5-11	2-5	0-0	2	3	5	3	2	12	4	4	1	1	1	-6	
0	Jacob Toppin	20:57	0-1	0-0	0-0	0	5	5	1	0	0	1	1	0	0	-10		
23	Isaiah Jackson	15:31	2-4	0-0	2-2	1	4	5	4	1	6	1	2	1	2	1	3	
11	Dontaie Allen	24:05	4-9	4-7	0-0	1	1	2	2	0	12	3	2	1	0	-10		
55	Lance Ware	06:50	0-1	0-0	3-4	1	0	1	2	3	0	1	0	0	0	0	3	
Team						0			2			0			1			
Totals			19-54	6-14	15-17	7	27	34	25	15	59	11	17	9	5	5	-11	

Technical Fouls: NONE

Alabama - 70

Record: 14-3 (9-0)

NO.	Name	Min	FG			Rebounds			Fouls	TP	AS	TO	ST	Blocks			+/-
			M-A	3P-A	FT-A	OR	DR	TOT						PF	FF	BS	
3	Alex Reese	F 20:19	1-4	1-3	0-0	1	3	4	1	3	0	0	0	0	0	0	-1
1	Herbert Jones	G 32:55	2-8	0-0	9-10	2	7	9	2	8	13	8	4	2	2	2	9
5	Jaden Shackelford	G 36:20	5-13	1-6	10-10	1	4	5	1	8	21	0	1	0	1	14	
11	Joshua Primo	G 29:16	4-6	2-4	0-0	1	2	3	0	4	1	2	0	2	0	7	
23	John Petty Jr.	G 32:19	3-7	1-3	3-4	0	4	4	3	2	10	3	2	1	0	0	-13
13	Jahvon Quinerly	16:54	1-5	1-2	2-2	1	1	2	1	2	5	1	3	0	0	1	4
14	Keon Ellis	12:40	1-2	0-1	0-0	1	1	2	3	0	2	0	2	1	0	0	-10
22	Keon Ambrose-Hylton	01:29	0-0	0-0	0-0	0	0	0	0	0	0	0	0	0	0	0	-2
4	Juwan Gary	15:47	3-6	0-1	0-2	0	3	3	2	1	6	0	1	1	1	1	9
33	James Rojas	02:01	0-0	0-0	0-0	0	0	0	0	0	0	0	0	0	0	0	0
Team						0			3			0			0		
Totals			20-51	6-20	24-28	6	28	34	15	25	70	14	14	6	5	5	11

Technical Fouls: NONE

Biggest lead	UK		Bama		Points from Turnovers	UK	Bama	Paint	2nd	TOT
	2 (2 nd 12:48)	11 (2 nd 0:00)								
Best Scoring Run	8 (1 st 9:21)		10 (2 nd 0:45)		11	20	18	28	27	59
Lead Changes	6		8		32	27	59			
Times Tied	9		14		35	35	70			
Time with Lead	03:06		28:50							

GAME 18



Official Basketball Box Score - Final
Alabama at Oklahoma
 01/26/21 Lloyd Noble Center, Norman
 2020-21 Men's Basketball

Game Time: 11:00 AM
 Game Duration: 2:08
 Attendance: 2,880

Officials: Gary Maxwell, Rick Crawford, Larry Spaulding

Alabama - 61

Record: 14-4

NO.	Name	Min	FG			Rebounds			Fouls	TP	AS	TO	ST	Blocks			+/-
			M-A	3P-A	FT-A	OR	DR	TOT						PF	FF	BS	
3	Alex Reese	F 26:59	6-14	3-10	0-2	0	5	5	2	1	15	2	0	1	1	0	4
1	Herbert Jones	G 36:34	2-4	1-1	2-4	3	3	6	3	6	7	5	5	3	0	0	1
5	Jaden Shackelford	G 31:21	5-12	2-3	2-2	0	3	3	2	2	14	2	2	2	0	0	-2
11	Joshua Primo	G 26:19	2-6	1-3	0-0	0	3	3	0	1	5	0	2	0	0	0	13
23	John Petty Jr.	G 34:14	2-8	2-7	3-4	0	5	5	2	2	9	1	4	0	2	0	-12
4	Juwan Gary	03:52	0-1	0-1	0-0	1	0	1	0	1	0	0	0	0	0	0	-11
13	Jahvon Quinerly	13:21	0-1	0-0	0-0	0	1	1	2	0	1	2	1	1	0	1	-10
14	Keon Ellis	19:53	4-6	1-2	2-2	1	4	5	3	3	11	1	1	0	0	11	
22	Keon Ambrose-Hylton	01:31	0-0	0-0	0-0	0	1	1	0	0	0	0	0	0	0	0	-1
33	James Rojas	05:56	0-2	0-1	0-0	0	0	0	0	2	1	0	0	0	0	0	2
Team						1			3			4			0		
Totals			21-54	10-28	9-14	6	28	34	17	16	61	12	16	7	3	1	-5

Technical Fouls: NONE

Oklahoma - 66

Record: 11-4

NO.	Name	Min	FG			Rebounds			Fouls	TP	AS	TO	ST	Blocks			+/-
			M-A	3P-A	FT-A	OR	DR	TOT						PF	FF	BS	
1	Jalen Hill	F 31:05	2-4	0-0	4-4	3	2	5	3	3	8	2	1	1	0	0	-4
62	Kur Kuth	F 16:13	1-4	0-0	0-0	2	4	6	1	0	2	0	0	0	0	0	-9
2	Umoya Gibson	G 34:34	4-10	3-4	1-3	0	5	5	1	4	12	2	2	2	0	1	14
11	De'Von Harmon	G 37:53	7-15	3-7	1-3	1	3	4	2	3	18	4	3	2	0	0	6
24	Eljah Harkless	G 33:24	6-13	1-4	1-2	0	5	5	4	2	14	1	4	3	0	0	13
35	Brady Manek	23:35	5-13	1-6	1-1	1	5	6	2	2	12	0	1	0	0	1	-3
0	Victor Iwuakor	21:36	0-3	0-0	0-1	5	3	8	3	3	0	1	1	1	1	1	12
3	Trey Phipps	01:40	0-0	0-0	0-0	0	0	0	0	0	0	0	0	0	0	0	-6
Team						1			2			3			0		
Totals			25-62	8-21	8-14	13	29	42	16	17	66	9	14	9	1	3	5

Technical Fouls: NONE

Biggest lead	Bama		OU		Points from Turnovers	Bama	OU	Paint	2nd	TOT
	5 (1 st 4:16)	12 (2 nd 9:43)								
Best Scoring Run	11 (2 nd 6:52)		9 (1 st 16:06)		18	17	28	26		
Lead Changes	6		10		29	32	61			
Times Tied	8		11		32	34	66			
Time with Lead	06:07		29:51							

GAME 19



Official Basketball Box Score - Final
LSU at Alabama
 02/03/21 Coleman Coliseum, Tuscaloosa
 2020-21 Men's Basketball

Game Time: 6:00 PM
 Game Duration: 2:01
 Attendance: 2,055

Officials: Pat Adams, Rob Rorker, Will Howard

LSU - 60

Record: 11-6 (6-4)

NO.	Name	Min	FG			Rebounds			Fouls	TP	AS	TO	ST	Blocks			+/-
			M-A	3P-A	FT-A	OR	DR	TOT						PF	FF	BS	
0	Mwani Wilkerson	F 24:06	2-3	0-0	0-0	1	2	3	2	1	4	3	0	1	1	0	-4
2	Trendon Watford	F 35:00	3-13	0-2	3-8	2	7	9	0	7	9	3	2	3	2	0	-23
11	Josh LeBlanc	F 25:00	2-5	0-0	0-0	1	2	3	0	4	1	2	1	1	2	1	-22
1	Javonte Smart	G 35:36	4-15	2-6	4-4	0	3	3	1	2	14	0	5	2	0	0	-20
24	Cameron Thomas	G 34:14	8-19	2-4	4-4	0	5	5	2	3	22	0	2	0	0	0	-22
32	Shareef O'Neal	14:21	0-1	0-1	1-2	1	2	3	1	2	1	0	0	0	0	0	-6
3	Jalen Cook	10:15	0-3	0-2	0-0	0	0	0	0	2	0	0	0	0	0	0	-2
25	Eric Gaines	16:54	1-5	0-1	4-4	0	1	1	2	3	6	1	2	3	0	1	3
15	Aundre Hyatt	02:17	0-1	0-1	0-0	0	0	0	0	0	0	0	0	0	0	0	0
34	Josh Gray	02:17	0-0	0-0	0-0	1	0	1	0	0	0	0	0	0	0	0	0
Team						3			4			7			0		
Totals			20-65	4-17	16-22	9	26	35	13	18	60	8	13	14	6	5	-18

Technical Fouls: NONE

Alabama - 78

Record: 15-4 (10-1)

NO.	Name	Min	FG			Rebounds			Fouls	TP	AS	TO	ST	Blocks			+/-
			M-A	3P-A	FT-A	OR	DR	TOT						PF	FF	BS	

2020-21 BOX SCORES

GAME 21



Official Basketball Box Score - Final
Alabama at South Carolina
02/09/21 Colonial Life Arena, Columbia
2020-21 Men's Basketball

Game Time: 6:30 PM
Game Duration: 2:15
Attendance: 3,089

Alabama - 81 Record: 16-5 (11-1)

NO. Name	Min	FG	3P	FT	Rebounds	Fouls	TP	AS	TO	ST	Blocks	+/-		
		M-A	M-A	M-A	OR DR TOT	PF	FD				BS BA			
4 Juwan Gary	02:27	1-2	0-0	0-0	1 0 1	0	2	0	1	0	0	-4		
1 Herbert Jones	29:18	1-7	1-1	0-0	1 4 5	5	2	3	7	4	1	-3		
5 Jaden Shackelford	26:40	3-10	0-4	4-4	1 3 4	1	4	1	1	1	0	-5		
11 Joshua Primo	28:35	3-10	3-8	3-4	2 1 3	1	3	12	2	2	0	-14		
23 John Petty Jr.	35:55	7-15	3-10	3-3	4 4 8	2	4	20	1	4	1	-4		
3 Alex Reese	19:14	3-7	1-3	2-2	3 1 4	1	9	1	1	0	1	-1		
13 Jahvon Quinerly	22:40	5-8	3-5	0-1	1 0 1	3	1	13	1	4	1	12		
14 Keon Ellis	15:39	2-5	1-3	1-2	0 3 3	2	6	3	2	3	1	6		
33 James Rojas	18:19	1-4	0-0	4-4	1 3 4	5	6	0	0	3	1	8		
12 Darius Miles	00:38	0-0	0-0	0-0	0 0 0	1	0	0	0	0	0	-2		
Team					4 4 8		0	0	0	0	0			
Totals	26:68	12:34	17:20	18	23	41	19	22	81	16	22	8	7	3

Shooting By Period

1st FG% 14-36 38.9%
3PT% 6-15 40.0%
FT% 5-6 83.3%

2nd FG% 12-32 37.5%
3PT% 6-19 31.6%
FT% 12-14 85.7%

GM FG% 26-68 38.2%
3PT% 12-34 35.3%
FT% 17-20 85.0%

Dead Ball Rebounds: 3,3

South Carolina - 78 Record: 5-8 (3-6)

NO. Name	Min	FG	3P	FT	Rebounds	Fouls	TP	AS	TO	ST	Blocks	+/-		
		M-A	M-A	M-A	OR DR TOT	PF	FD				BS BA			
10 Justin Minaya	37:25	6-12	1-6	2-2	4 3 7	2	4	15	2	0	1	2		
15 Wildens Leveque	17:51	3-7	0-0	3-4	3 2 5	3	3	9	1	2	0	1		
00 AJ Lawson	32:12	8-18	5-10	0-0	6 6 2	1	21	1	2	2	0	3		
5 Jermaine Couisnard	27:46	1-5	0-3	0-0	1 2 3	3	2	5	4	2	1	-1		
23 Seventh Woods	20:16	5-8	0-0	1-2	0 2 2	4	1	1	1	1	0	1		
24 Keyshawn Bryant	26:57	7-11	0-0	2-6	3 3 6	2	4	16	1	5	3	0		
4 Jaylyn McCreary	14:10	1-7	0-0	0-0	0 0 0	1	0	1	1	0	3	-10		
1 TJ Moss	13:10	1-4	0-3	0-0	0 0 0	1	0	2	0	0	1	0		
12 Trae Hannibal	08:15	0-0	0-0	0-0	1 2 3	1	0	0	4	1	0	-3		
14 Nathan Nelson	01:58	0-0	0-0	0-0	0 0 0	0	0	0	0	1	0	-4		
Team					3 4 7		0	0	0	0	0			
Totals	32:72	6:25	8:14	15	24	39	22	19	78	15	19	12	7	8

Shooting By Period

1st FG% 15-33 45.5%
3PT% 3-14 21.4%
FT% 3-5 60%

2nd FG% 17-39 43.6%
3PT% 3-11 27.3%
FT% 5-9 55.6%

GM FG% 32-72 44.4%
3PT% 6-25 24.0%
FT% 8-14 57.1%

Dead Ball Rebounds: 5,0

Technical Fouls: NONE

Points from Turnovers	ALA	USC
8 (2nd 4:20)	11 (1st 14:59)	
Best Scoring Run	10 (1st 12:05)	9 (1st 16:06)
Lead Changes	5	
Times Tied	7	
Time with Lead	24:35	11:32

GAME 22



Official Basketball Box Score - Final
Georgia at Alabama
02/13/21 Coleman Coliseum, Tuscaloosa
2020-21 Men's Basketball

Game Time: 2:30 PM
Game Duration: 2:06
Attendance: 2,055

Georgia - 82 Record: 12-8 (5-8)

NO. Name	Min	FG	3P	FT	Rebounds	Fouls	TP	AS	TO	ST	Blocks	+/-		
		M-A	M-A	M-A	OR DR TOT	PF	FD				BS BA			
24 P.J. Horne	19:36	0-3	0-2	0-0	1 0 1	4	0	0	0	0	0	-25		
5 Justin Kier	24:28	1-6	0-3	1-2	2 3 5	2	0	3	2	2	0	-31		
14 Tye Fagan	23:59	5-9	0-1	1-2	0 0 0	2	3	11	0	2	1	-21		
2 Sahvir Wheeler	29:42	6-11	0-2	4-4	1 1 2	5	5	16	3	4	3	0		
10 Toumani Camara	31:33	5-11	0-2	2-2	5 8 13	4	2	12	5	0	1	-2		
0 K.D. Johnson	29:28	6-15	2-7	10-15	0 2 2	4	7	24	2	3	4	2		
4 Andrew Garcia	13:25	2-4	0-0	3-3	1 0 1	3	2	7	0	2	0	0		
11 Jacob Etter	19:41	3-5	0-1	3-3	1 1 2	0	6	9	0	0	1	0		
13 Jonathan Nead	01:45	0-1	0-0	0-0	0 0 0	0	0	0	0	0	1	-3		
23 Mikal Starks	04:50	0-0	0-0	0-0	0 0 0	0	0	0	0	0	0	-6		
12 Josh Taylor	01:33	0-0	0-0	0-0	0 0 0	1	0	0	0	0	0	-4		
Team					1 2 3		0	0	0	0	0			
Totals	28:65	2:19	24:31	12	17	29	25	24	82	12	13	10	4	5

Shooting By Period

1st FG% 12-29 41.4%
3PT% 1-10 10.0%
FT% 13-13 100%

2nd FG% 16-36 44.4%
3PT% 1-9 11.1%
FT% 11-18 61.1%

GM FG% 28-65 43.1%
3PT% 2-19 10.5%
FT% 24-31 77.4%

Dead Ball Rebounds: 1,0

Alabama - 115 Record: 17-5 (12-1)

NO. Name	Min	FG	3P	FT	Rebounds	Fouls	TP	AS	TO	ST	Blocks	+/-		
		M-A	M-A	M-A	OR DR TOT	PF	FD				BS BA			
3 Alex Reese	19:06	2-4	1-3	2-2	1 4 5	1	7	1	1	0	0	13		
1 Herbert Jones	29:16	7-9	3-4	4-7	0 5 5	1	6	21	4	0	0	3		
5 Jaden Shackelford	27:51	5-7	2-3	6-7	0 3 3	3	7	18	4	2	0	0		
11 Joshua Primo	23:28	6-9	3-4	4-4	1 3 4	2	2	9	0	2	1	0		
23 John Petty Jr.	31:32	5-9	3-7	0-0	2 2 2	0	13	2	4	0	1	0		
14 Keon Ellis	18:38	3-4	1-2	1-1	1 3 4	4	1	8	3	2	2	0		
33 James Rojas	16:24	1-3	0-1	3-3	0 1 1	3	5	1	2	1	0	1		
13 Jahvon Quinerly	21:07	5-8	4-4	2-2	0 1 1	3	1	16	4	3	1	0		
12 Darius Miles	04:39	2-3	1-2	2-2	1 3 4	3	1	7	0	2	0	0		
22 Keon Ambrose-Hylton	03:20	0-0	0-0	0-0	0 1 1	2	0	0	0	0	0	1		
15 Tyler Barnes	01:33	0-0	0-0	1-2	0 2 1	1	1	1	0	0	0	0		
21 Britton Johnson	01:33	0-0	0-0	0-0	0 1 1	0	0	0	0	0	0	0		
30 Kendall Wall	01:33	0-0	0-0	0-0	0 0 0	0	0	0	0	0	0	0		
Team					1 2 3		0	0	0	0	0			
Totals	36:56	18:30	25:30	5	31	36	25	25	115	19	18	5	4	33

Shooting By Period

1st FG% 18-30 60.0%
3PT% 11-17 64.7%
FT% 4-5 80%

2nd FG% 18-26 69.2%
3PT% 7-13 53.8%
FT% 21-25 84%

GM FG% 36-56 64.3%
3PT% 18-30 60.0%
FT% 25-30 83.3%

Dead Ball Rebounds: 3,0

Technical Fouls: Rojas 2nd 5:42

Points from Turnovers	UGA	Bama
3 (1st 18:46)	33 (2nd 0:06)	
Best Scoring Run	7 (2nd 17:26)	7 (2nd 12:48)
Lead Changes	3	
Times Tied	3	
Time with Lead	01:29	35:35

GAME 23



Official Basketball Box Score - Final
Vanderbilt at Alabama
02/20/21 Coleman Coliseum, Tuscaloosa
2020-21 Men's Basketball

Game Time: 12:00 PM
Game Duration: 2:07
Attendance: 2,055

Vanderbilt - 78 Record: 6-12 (2-10)

NO. Name	Min	FG	3P	FT	Rebounds	Fouls	TP	AS	TO	ST	Blocks	+/-	
		M-A	M-A	M-A	OR DR TOT	PF	FD				BS BA		
1 D'yan Disu	5:13	1-2	0-0	4-4	1 1 2	3	7	1	2	0	1	2	
2 Scotty Pippen Jr.	31:42	5-13	2-7	12-14	0 3 3	3	8	24	4	3	2	0	
3 Maxwell Evans	28:26	7-9	4-5	0-1	1 1 2	2	1	18	0	2	1	0	
4 Jordan Wright	25:04	3-6	0-0	1-2	3 3	1	6	5	5	1	0	0	
11 Braelee Albert	27:21	1-3	1-3	0-0	1 5 6	4	0	3	0	1	1	0	
5 D.J. Harvey	14:59	0-2	0-0	0-0	0 0 0	2	1	0	0	1	0	-16	
12 Trey Thomas	10:50	1-3	0-0	0-0	0 0 0	1	0	2	1	0	0	-2	
13 Issac McBride	18:46	2-6	2-4	0-0	2 2 3	0	6	0	1	0	0	-1	
50 Ejike Obinna	03:12	0-0	0-0	0-0	0 0 0	0	0	0	0	0	0	-5	
10 Myles Stute	06:26	1-2	0-0	0-1	1 1 2	1	2	0	0	0	0	-6	
Team					1 2 3		0	0	0	0	0		
Totals	25:57	10:23	18:24	9	27	36	23	19	78	11	15	5	1

Shooting By Period

1st FG% 11-28 39.3%
3PT% 5-10 50.0%
FT% 2-4 50%

2nd FG% 14-29 48.3%
3PT% 5-13 38.5%
FT% 16-20 80%

GM FG% 25-57 43.9%
3PT% 10-23 43.5%
FT% 18-24 75.0%

Dead Ball Rebounds: 2,0

Alabama - 82 Record: 18-5 (13-1)

NO. Name	Min	FG	3P	FT	Rebounds	Fouls	TP	AS	TO	ST	Blocks	+/-
		M-A	M-A	M-A	OR DR TOT	PF	FD				BS BA	
2 Jordan Bruner	18:56	0-2	0-2	1-2	1 5 6	3	1	1	1	2	1	-9
3 Alex Reese	16:48	4-7	2-5	0-0	3 0 3	0	0	10	2	0	1	0
15 Tyler Barnes	02:53	0-1	0-0	0-0	0 1 1	0	0	0	0	0	0	0
1 Herbert Jones	18:50	3-6	1-2	1-1	1 2 3	5	3	8	4	0	3	0
23 John Petty Jr.	28:43	2-8	1-7	1-2	1 4 5	1	6	0	3	1	1	-8
5 Jaden Shackelford	35:29	10-21	1-9	6-9	0 4 4	0	6	27	2	0	1	0
11 Joshua Primo	18:57	1-5	1-5	2-2	0 2 2	0	1	5	0	0	0	-14
13 Jahvon Quinerly	30:00	3-6	3-6	8-8	0 1 1	4	7	15	3	2	0	12

2020-21 BOX SCORES

GAME 25



Official Basketball Box Score - Final
Alabama at Mississippi State
 02/27/21 Humphrey Coliseum, Starkville, Miss.
 2020-21 Men's Basketball

Game Time: 5:01 PM
 Game Duration: 2:02
 Attendance: 1,000

Officials: Mike Nance, Chuck Jones, Robert Felder

Alabama - 64 Record: 19-6 (14-2)

NO. Name	Min	FG		3P		FT		Rebounds		Fouls		TP	AS	TO	ST	Blocks		+/-
		M-A	M-A	M-A	M-A	OR	DR	TOT	PF	FD	BS					BA		
2 Jordan Bruner	F 16:34	0-3	0-2	0-0	2	0	2	1	0	0	2	0	2	1	1	1	-4	
1 Herbert Jones	G 33:34	1-9	0-3	0-0	6	8	14	3	4	2	2	2	2	0	2	-1		
5 Jaden Shackelford	G 31:28	5-14	1-5	4-5	0	6	6	1	2	15	0	0	0	0	0	3		
14 Keon Ellis	G 20:40	0-3	0-2	2-2	2	2	4	0	3	2	1	2	0	0	0	-1		
23 John Petty Jr.	G 32:52	2-9	1-6	4-4	1	4	5	2	3	9	2	2	1	1	1	0		
3 Alex Reese	08:58	1-5	1-2	0-0	1	3	4	2	0	3	0	0	1	0	0	0		
11 Joshua Primo	08:16	1-1	0-0	0-0	1	1	2	2	1	2	0	1	0	0	0	1		
13 Jahvon Quinerly	26:45	8-16	3-6	0-0	0	1	1	2	1	19	2	3	2	0	3	12		
4 Juwan Gary	06:26	1-1	0-0	1-2	0	0	0	2	1	3	0	3	2	0	0	6		
33 James Rojas	14:27	2-4	1-2	4-4	3	3	6	2	2	9	0	1	1	1	0	9		
Team					1	0	1			0								
Totals		21-65	7-28	15-17	17	28	45	17	17	64	9	14	11	3	7	5		

Shooting By Period

1 st FG%	12-30	40.0%
3PT%	5-12	41.7%
FT%	5-6	83.3%
2 nd FG%	9-35	25.7%
3PT%	2-16	12.5%
FT%	10-11	90.9%
GM FG%	21-65	32.3%
3PT%	7-28	25.0%
FT%	15-17	88.2%

Dead Ball Rebounds: 0, 0

Mississippi State - 59 Record: 13-12 (7-9)

NO. Name	Min	FG		3P		FT		Rebounds		Fouls		TP	AS	TO	ST	Blocks		+/-
		M-A	M-A	M-A	M-A	OR	DR	TOT	PF	FD	BS					BA		
24 Abdul Ado	F 29:26	4-6	0-0	1-2	2	7	9	0	3	9	1	1	1	4	1	3		
35 Tolu Smith	F 35:09	6-9	0-0	0-2	5	8	13	3	3	12	0	4	1	0	1	-2		
0 Jalen Johnson	G 19:39	3-7	1-4	0-0	1	2	3	1	1	7	0	1	0	0	0	2		
1 Iverson Molinar	G 34:37	5-15	0-1	1-2	1	5	6	4	2	11	0	4	0	1	0	0		
3 D.J. Stewart Jr.	G 34:23	4-12	0-3	7-9	0	1	1	1	6	15	4	4	1	1	0	-3		
5 Deivon Smith	19:51	1-6	0-1	0-0	0	3	3	2	1	2	4	0	2	0	1	-12		
20 Derek Fountain	18:36	1-3	0-2	1-2	1	1	2	2	1	3	1	1	0	0	0	-3		
32 Quinton Post	05:33	0-1	0-1	0-0	0	1	1	2	0	0	0	0	0	1	0	-6		
2 Javian Davis	02:37	0-0	0-0	0-0	0	0	0	1	0	0	0	0	0	0	0	-5		
4 Cameron Matthews	00:09	0-0	0-0	0-0	0	0	0	1	0	0	0	0	0	0	0	1		
Team					1	1	2			0								
Totals		24-59	1-12	10-17	11	29	40	17	17	59	10	16	5	7	3	-5		

Shooting By Period

1 st FG%	9-31	29.0%
3PT%	1-6	16.7%
FT%	2-6	33.3%
2 nd FG%	15-28	53.6%
3PT%	0-6	0.0%
FT%	8-11	72.7%
GM FG%	24-59	40.7%
3PT%	1-12	8.3%
FT%	10-17	58.8%

Dead Ball Rebounds: 3, 0

Technical Fouls: NONE

Technical Fouls: NONE

	UA	MSU	Points from Turnovers	UA	MSU	Period by Period Scoring			
Biggest lead	13 (1 st 0:33)	3 (1 st 12:44)	12	11	1st	2nd	TOT		
Best Scoring Run	13 (1 st 7:11)	6 (1 st 12:44)	Paint	26	36	UA	34	30	64
Lead Changes	3		Second Chance	10	17	MSU	21	38	59
Times Tied	1		Fast Breaks	19	6				
Time with Lead	33:17	04:43	Bench	36	5				

GAME 26

GAME 27

GAME 28



1 Herbert Jones

SENIOR

Guard • 6-8 • 210 • Greensboro, Ala.
Hale County HS

CAREER HIGHS

Points	21	Georgia (2/13/21)
Rebounds	17	vs. LSU (2/15/20)
Assists	8	Kentucky (1/27/21)
Steals	5	UCF (12/3/17)
Blocks	3	5x, last vs. Georgia (2/13/21)
Minutes	45	vs. Florida (1/4/20)
Field Goals	8	vs. Kentucky (1/13/20)
FG Att.	20	vs. Kentucky (1/11/20)
3-Point FG	3	Georgia (2/13/21)
3-Point Att.	4	2x, last vs. Georgia (2/13/21)
Free Throws	11	vs. Clemson (12/12/20)
FT Att.	16	vs. Appalachian State (11/11/18)

2020-21 SEASON HIGHS

Points	21	Georgia (2/13/21)
Rebounds	14	at Mississippi State (2/27/21)
Assists	8	Kentucky (1/27/21)
Steals	5	at Auburn (1/9/21)
Blocks	3	2x, last vs. Georgia (2/13/21)
Minutes	37	Mississippi State (1/23/21)
Field Goals	7	4x, last vs. Georgia (2/13/21)
FG Att.	16	2x, last vs. Florida (1/5/21)
3-Point FG	3	Georgia (2/13/21)
3-Point Att.	4	2x, last vs. Georgia (2/13/21)
Free Throws	11	vs. Clemson (12/12/20)
FT Att.	12	vs. Clemson (12/12/20)

MISCELLANEOUS STATS

CATEGORY	2020-21	CAREER
Double-digit scoring	14	33
20+ point games	1	1
Double-digit rebounding	3	7
Double-doubles	2	5
Led UA in scoring	6	8
Led UA in rebounding	12	27
Led UA in three-pointers	1	1
Led UA in assists	10	31
Led UA in steals	9	37
Led UA in blocks	9	26
5+ assist games	5	7
3+ three-pointers	1	1
3+ steal games	4	19
3+ block games	2	5

2020-21 SEASON HIGHLIGHTS

- Named as a semifinalist for the Naismith Award Men's Defensive Player of the Year
- Also tabbed to the Naismith Award Player of the Year Midseason Team
- One of just four players across the nation selected to both the Naismith Offensive and Defensive Player of the Year lists
- Averaging 1.7 steals, 1.1 blocks and 4.0 defensive rebounds per game while playing on the nation's No. 3 rated defense (as of 3/1 per KenPom)
- No player in all of college basketball in the last 10 years has averaged numbers that high across those three key defensive stats while playing for a top-5 rated defense
- Additionally, there has not been a National Defensive Player Of The Year winner in the last 10 years has averaged numbers that high across those three key defensive stats, regardless of how strong their team's defense was
- Leads team in Blue Collar Points (503.5) and Hard Hat Awards (13), while also topping the squad in rebounding (6.0), steals (1.7), charges (13), deflections (84) and floor dives (16)
- Also leads UA in three-point shooting and offensive rebounds per game (2.0)
- Has reached double figures in 14 of 24 games this season
- Had a career night vs. Georgia, accounting for a career-best 21 points to go along with five rebounds, four assists and three blocks
- Collected first double-double of the year and fourth of his career with 12 pts and 12 rebs in season opening win vs. Jacksonville State (11/25)
- Second double-double came against Furman (12/15) when he tied his career high of 18 points to go along with 12 boards
- Had a career-best 19 points and tied career high with five steals to go along with eight boards in the win at Auburn (1/9)
- Had a near triple-double vs. Kentucky (1/27) finishing with 13 points, nine rebounds and eight assists to complete the series sweep of the Wildcats
- Had 17 points and season highs of seven assists, four steals and three blocks in the win over Mississippi State (1/23)
- Scored 17 points including a career-best 11 free throws, going 11-of-12 from the charity stripe, vs. Clemson (12/12)
- Had 16 points on 7-of-9 shooting from the field in the win over UNLV (12/1)
- Team's top defensive player who last season led UA with 593 Blue Collar Points, 16 Hard Hat Awards, 22 charges taken, 84 deflections and 31 floor dives despite missing what was essentially five games (played just 9 mins in season-opener vs. Penn before exiting with an elbow injury)
- Named to 2020 SEC All-Defensive Team



JONES' 2020-21 GAME-BY-GAME STATS

Opponent	Date	Min	FG-FGA	3FG-FGA	FT-FTA	Off-Def-Tot	PF	A	TO	Stl	Blk	Pts
Jacksonville State	11/25	25	3-11	1-2	5-6	5-7-12	3	0	0	1	2	12
vs. Stanford	11/30	22	4-8	0-0	0-0	1-3-4	4	2	5	1	1	8
vs. UNLV	12/1	34	7-9	1-3	1-3	1-3-4	3	2	2	1	0	16
vs. Providence	12/2	33	4-8	1-1	2-2	3-5-8	3	5	5	2	0	11
vs. Clemson	12/12	30	3-9	0-2	11-12	0-4-4	3	2	2	3	0	17
Furman	12/15	32	7-16	2-2	2-4	7-5-12	1	4	2	0	2	18
Western Kentucky	12/19	33	6-10	1-1	3-4	1-3-4	3	0	3	1	0	16
ETSU	12/22	25	2-7	0-2	4-5	3-3-6	4	2	3	2	2	8
Ole Miss*	12/29	9	1-1	0-0	1-2	1-2-3	5	2	3	1	1	3
at Tennessee*	1/2	33	4-13	1-1	2-4	3-5-8	3	1	3	1	2	11
Florida*	1/5	22	6-16	1-2	3-4	3-2-5	3	1	2	2	1	16
at Auburn*	1/9	34	7-9	0-0	5-5	2-6-8	4	2	4	5	2	19
at Kentucky*	1/12	8	3-6	2-3	0-0	0-1-1	1	2	0	0	0	8
Arkansas*	1/16	22	3-4	0-1	7-8	1-3-4	1	2	3	2	1	13
at LSU*	1/19	24	4-6	1-3	4-4	1-2-3	2	5	2	1	0	13
Mississippi State*	1/23	37	5-8	2-4	5-7	1-4-5	1	7	3	4	3	17
Kentucky*	1/26	33	2-8	0-0	9-10	2-7-9	2	8	4	2	2	13
at Oklahoma	1/30	37	2-4	1-1	2-4	3-3-6	3	5	5	3	0	7
LSU*	2/3	16	2-8	0-2	0-0	3-5-8	4	1	1	2	1	4
at Missouri*	2/6	22	3-7	1-1	0-2	1-4-5	4	1	2	1	0	7
at South Carolina*	2/9	29	1-7	1-1	0-0	1-4-5	5	7	4	1	2	3
Georgia*	2/13	29	7-9	3-4	4-7	0-5-5	1	4	0	0	3	21
Vanderbilt*	2/20	19	3-6	1-2	1-1	1-2-3	5	4	0	3	0	8
at Arkansas*	2/24	24	2-6	0-0	0-1	0-4-4	5	4	5	1	1	4
at Mississippi State*	2/27	34	1-9	0-3	0-0	6-8-14	3	2	2	2	0	2

* indicates Southeastern Conference opponent

SEASON	TEAM	GP-GS	MIN/AVG	Field Goals		3-Point		F-Throws		Rebounds				Scoring						
				FG-FGA	FG%	3FG-FGA	3FG%	FT-FTA	FT%	OFF	DEF	TOT	AVG	PF-FO	AST	TO	BLK	STL	PTS	AVG
2017-18	Bama	35-13	741/21.2	58-142	.408	7-26	.269	24-48	.500	29	92	121	3.5	94-4	48	56	22	44	147	4.2
2018-19	Bama	34-29	719/21.1	79-187	.422	6-21	.286	52-105	.495	38	81	119	3.5	94-4	67	67	20	32	216	6.4
2019-20	Bama	27-26	716/26.5	74-153	.484	1-14	.071	65-104	.625	55	118	173	6.4	97-8	62	50	19	34	214	7.9
2020-21	Bama	25-25	667/26.7	92-205	.449	20-41	.488	71-95	.747	50	100	150	6.0	76-4	75	65	26	42	275	11.0
TOTAL		121-93	2843/23.5	303-687	.441	34-102	.333	212-352	.602	172	391	563	4.7	361-20	252	238	87	152	852	7.0



2 Jordan Bruner

GRADUATE

Forward • 6-10 • 225 • Columbia, S.C.
Spring Valley HS/ Yale

CAREER HIGHS

Points	25	Hartford (1/2/17)
Rebounds	15	3x, last at UNC (12/30/19)
Assists	10	at Cornell (2/21/20)
Steals	5	vs. Clemson (12/12/20)
Blocks	7	Sienna (11/20/19)
Minutes	44	Sienna (11/20/19)
Field Goals	8	2x, last at UMass (12/11/19)
FG Att.	15	vs. LSU (3/21/19)
3-Point FG	5	Albany (12/4/19)
3-Point Att.	9	at Arkansas (2/24/21)
Free Throws	8	Hartford (1/2/17)
FT Att.	13	Hartford (1/2/17)

2020-21 SEASON HIGHS

Points	20	at Auburn (1/9/21)
Rebounds	8	ETSU (12/22/20)
Assists	4	4x, last at Auburn (1/9/21)
Steals	5	vs. Clemson (12/12/20)
Blocks	3	at Tennessee (1/2/21)
Minutes	28	Western Kentucky (12/19/20)
Field Goals	5	at Arkansas (2/24/21)
FG Att.	14	at Arkansas (2/24/21)
3-Point FG	4	at Arkansas (2/24/21)
3-Point Att.	9	at Arkansas (2/24/21)
Free Throws	5	Western Kentucky (12/19/20)
FT Att.	6	Western Kentucky (12/19/20)

MISCELLANEOUS STATS

CATEGORY	2020-21	CAREER
Double-digit scoring	3	47
20+ point games	1	4
Double-digit rebounding		18
Double-doubles		12
Led team in scoring	1	1
Led team in rebounding	4	4
Led team in three-pointers	2	2
Led team in assists	3	3
Led team in steals	6	6
Led team in blocks	8	8
5+ assist games		13
3+ three-pointers	1	7
3+ steal games	3	8
3+ block games		14

2020-21 SEASON HIGHLIGHTS

- Graduate transfer from Yale
- Returned to the lineup against Vanderbilt after missing nine games with injured right meniscus
- At the time of his injury, he led the team in steals, which includes a career-best five steals vs. Clemson (12/12), and blocks
- Collected a season-high 20 points to go along with seven rebounds, four assists and three steals at Auburn (1/9)
- Collected 14 points and had season highs in field goals made (5) and attempted (14) and threes made (4) and attempted (9) at Arkansas (2/24)
- Scored 14 points to go along with six boards vs. Western Kentucky (12/19)
- Collected eight points, six rebounds and a season-best three blocks at Tennessee (1/2)
- Had nine points and six rebounds to go along with a pair of assists and blocked shots vs. Furman (12/15)
- Earned First Team All-Ivy League and Academic All-Ivy League a year ago
- Became the first Bulldog to ever post a triple double when he had 14 points, 11 rebounds and 10 assists in a victory at Cornell (week of Feb. 22, 2020), earning him Ivy League Player of the Week honors
- Named First Team All-Ivy League in 2020 after averaging 10.9 points a contest and leading the conference at 9.2 rebounds per game
- Ranked among the conference leaders with 1.7 blocks a game (3rd) and 3.8 assists per contest (4th)
- Appeared in 83 total games at Yale making 53 starts across his three seasons from 2016-17 through the 2019-20 campaign
- Missed the 2017-18 campaign due to an injury



BRUNER'S 2020-21 GAME-BY-GAME STATS

Opponent	Date	Min	FG-FGA	3FG-FGA	FT-FTA	Off-Def-Tot	PF	A	TO	Stl	Blk	Pts
Jacksonville State	11/25	16	2-6	0-0	0-0	3-1-4	3	1	0	0	1	4
vs. Stanford	11/30	20	2-4	1-3	3-3	0-3-3	1	1	0	1	1	8
vs. UNLV	12/1	26	0-1	0-1	2-2	1-6-7	2	4	4	2	2	2
vs. Providence	12/2	21	3-5	1-2	0-0	3-4-7	2	0	0	1	0	7
vs. Clemson	12/12	24	1-4	1-3	0-0	0-2-2	1	1	0	5	1	3
Furman	12/15	18	4-6	1-2	0-0	4-2-6	1	2	0	1	2	9
Western Kentucky	12/19	28	4-8	1-4	5-6	3-3-6	2	0	2	1	1	14
ETSU	12/22	22	2-4	1-2	3-4	3-5-8	0	4	0	2	1	8
Ole Miss*	12/29	18	2-5	1-4	0-0	1-4-5	4	0	2	1	2	5
at Tennessee*	1/2	25	3-5	0-1	2-5	1-5-6	3	0	1	0	3	8
Florida*	1/5	21	3-4	0-0	0-0	5-2-7	2	4	1	3	1	6
at Auburn*	1/9	27	3-6	3-5	3-5	5-2-7	2	4	1	3	1	20
at Kentucky*	1/12	19	3-7	2-6	0-0	1-1-2	0	2	0	0	0	8
Arkansas*	1/16											DNP
at LSU*	1/19											DNP
Mississippi State*	1/23											DNP
Kentucky*	1/26											DNP
at Oklahoma	1/30											DNP
LSU*	2/3											DNP
at Missouri*	2/6											DNP
at South Carolina*	2/9											DNP
Georgia*	2/13											DNP
Vanderbilt*	2/20	19	0-2	0-2	1-2	1-5-6	3	1	1	1	1	1
at Arkansas*	2/24	21	5-14	4-9	0-0	3-3-6	3	1	3	0	0	14
at Mississippi State*	2/27	17	0-3	0-2	0-0	2-0-2	1	2	0	2	1	0

* indicates Southeastern Conference opponent

		Field Goals		3-Point		F-Throws		Rebounds				Scoring								
SEASON	TEAM	GP-GS	MIN/AVG	FG-FGA	FG%	3FG-FGA	3FG%	FT-FTA	FT%	OFF	DEF	TOT	AVG	PF-FO	AST	TO	BLK	STL	PTS	AVG
2016-17	Yale	25-0	560/22.4	78-152	.513	12-40	.300	43-66	.652	43	97	140	5.6	48-0	31	38	55	9	211	8.4
2018-19	Yale	30-30	840/28.0	121-237	.511	22-79	.278	47-64	.734	63	187	250	8.3	56-1	89	57	46	30	311	10.4
2019-20	Yale	28-28	906/32.4	112-253	.443	32-99	.323	49-64	.766	50	207	257	9.2	49-1	106	71	48	29	305	10.9
2020-21	Bama	16-16	343/21.5	41-90	.456	16-50	.320	19-27	.704	36	47	83	5.2	30-0	27	17	18	23	117	7.3
TOTAL FOR Bama		16-16	343/21.5	41-90	.456	16-50	.320	19-27	.704	36	47	83	5.2	30-0	27	17	18	23	117	7.3
TOTAL		99-74	2649/26.8	352-732	.481	82-268	.306	158-221	.715	192	538	730	7.4	183-2	253	183	167	91	944	9.5



3 Alex Reese

SENIOR

Forward • 6-9 • 230 • Pelham, Ala.
Pelham HS

CAREER HIGHS

Points	19	vs. Wichita State (11/18/18)
Rebounds	10	vs. South Carolina (2/29/20)
Assists	4	vs. Rhode Island (11/15/19)
Steals	4	2x, last vs. Penn (11/5/19)
Blocks	3	3x, last vs. Florida (1/5/21)
Minutes	30	2x, last vs. Auburn (2/12/20)
Field Goals	7	vs. LSU (1/29/20)
FG Att.	14	4x, last at Oklahoma (1/30/21)
3-Point FG	5	vs. Norfolk State (3/20/19)
3-Point Att.	10	3x, last at Oklahoma (1/30/21)
Free Throws	9	vs. Wichita State (11/18/18)
FT Att.	10	vs. Wichita State (11/18/18)

2020-21 SEASON HIGHS

Points	15	at Oklahoma (1/30/21)
Rebounds	5	5x, last vs. Georgia (2/13/21)
Assists	2	3x, last at Oklahoma (1/30/21)
Steals	3	Arkansas (1/16/21)
Blocks	3	vs. Florida (1/5/21)
Minutes	27	at Oklahoma (1/30/21)
Field Goals	6	at Oklahoma (1/30/21)
FG Att.	14	at Oklahoma (1/30/21)
3-Point FG	3	at Oklahoma (1/30/21)
3-Point Att.	10	at Oklahoma (1/30/21)
Free Throws	2	5x, last vs. Georgia (2/13/21)
FT Att.	2	7x, last vs. Georgia (2/13/21)

MISCELLANEOUS STATS

CATEGORY	2020-21	CAREER
Double-digit scoring	5	26
20+ point games		
Double-digit rebounding		1
Double-doubles		
Led UA in scoring	1	3
Led UA in rebounding	2	9
Led UA in three-pointers	2	16
Led UA in assists		2
Led UA in steals	1	11
Led UA in blocks	4	20
5+ assist games		
3+ three-pointers	1	11
3+ steal games	1	3
3+ block games	1	4

2020-21 SEASON HIGHLIGHTS

- Had the best game of his season when he accounted for 15 points and five rebounds in 27 minutes of action at then-No. 24 Oklahoma (1/30), while also matching career highs in field goals attempted and three pointers attempted
- Followed that contest by collecting 13 points on 5-of-8 shooting from the floor in the win over LSU (2/3)
- Collected 11 points in the win over Mississippi State (1/23)
- Scored 10 points to go along with four rebounds and a pair of assists vs. Ole Miss (12/29)
- Came off the bench to record nine points and four rebounds in 20 minutes of action at South Carolina (2/9)
- Collected eight rebounds, two rebounds and two blocked shots in the win at Kentucky (1/12)
- Played in 31 games and made a career-high 26 starts on the year
- Led the team in blocked shots (30), was third in rebounding (4.8 rpg) and fourth in scoring (8.8 ppg) and three-pointers made (51)



REESE'S 2020-21 GAME-BY-GAME STATS

Opponent	Date	Min	FG-FGA	3FG-FGA	FT-FTA	Off-Def-Tot	PF	A	TO	Stl	Blk	Pts
Jacksonville State	11/25	13	0-4	0-4	0-0	0-1-1	0	0	2	0	0	0
vs. Stanford	11/30	12	2-6	1-4	0-1	0-5-5	1	1	0	0	1	5
vs. UNLV	12/1	15	1-6	1-6	0-0	0-5-5	1	0	0	0	1	3
vs. Providence	12/2	17	2-4	2-4	0-0	0-2-2	2	0	1	1	0	6
vs. Clemson	12/12	13	2-7	0-3	1-2	0-5-5	2	0	2	1	0	5
Furman	12/15	11	2-5	2-5	0-0	0-0-0	1	1	0	0	0	6
Western Kentucky	12/19	7	0-4	0-2	0-0	0-0-0	0	0	1	0	0	0
ETSU	12/22	17	3-8	1-5	0-0	1-1-2	0	2	0	0	0	7
Ole Miss*	12/29	18	3-8	2-7	2-2	1-3-4	1	2	0	1	1	10
at Tennessee*	1/2	14	0-4	0-3	0-0	1-3-4	0	0	0	0	0	0
Florida*	1/5	14	2-4	1-2	0-0	1-2-3	3	0	0	0	3	5
at Auburn*	1/9	12	1-3	1-3	0-0	0-1-1	1	1	0	1	0	3
at Kentucky*	1/12	13	3-5	2-4	0-0	1-1-2	5	1	1	1	2	8
Arkansas*	1/16	14	1-5	1-4	0-0	0-3-3	0	1	1	3	0	3
at LSU*	1/19	16	2-3	0-1	0-0	1-3-4	2	0	0	0	0	4
Mississippi State*	1/23	28	4-8	1-5	2-2	0-4-4	2	1	3	0	0	11
Kentucky*	1/26	20	1-4	1-3	0-0	1-3-4	1	0	0	0	0	3
at Oklahoma	1/30	27	6-14	3-10	0-2	0-5-5	2	2	0	1	1	15
LSU*	2/3	26	5-8	1-3	2-2	0-4-4	2	1	0	1	2	13
at Missouri*	2/6	16	1-7	1-5	0-0	1-1-2	2	0	0	0	0	3
at South Carolina*	2/9	20	3-7	1-3	2-2	3-1-4	0	1	1	0	1	9
Georgia*	2/9	19	2-4	1-3	2-2	1-4-5	1	1	1	0	0	7
Vanderbilt*	2/20	17	4-7	2-5	0-0	3-0-3	0	2	0	1	1	10
at Arkansas*	2/24	6	0-5	0-5	0-0	1-1-2	1	0	0	0	0	0
at Mississippi State*	2/27	9	1-5	1-2	0-0	1-3-4	2	0	0	1	0	3

* indicates Southeastern Conference opponent

SEASON	TEAM	GP-GS	MIN/AVG	Field Goals		3-Point		F-Throws		Rebounds				Scoring						
				FG-FGA	FG%	3FG-FGA	3FG%	FT-FTA	FT%	OFF	DEF	TOT	AVG	PF-FO	AST	TO	BLK	STL	PTS	AVG
2017-18	Bama	32-1	370/11.6	46-118	.390	24-74	.324	11-14	.786	22	67	89	2.8	33-0	9	21	7	15	127	4.0
2018-19	Bama	28-0	372/13.3	56-139	.403	27-72	.375	37-49	.755	25	46	71	2.5	31-0	13	25	12	10	176	6.3
2019-20	Bama	31-26	705/22.7	95-243	.391	51-171	.298	32-48	.667	33	117	150	4.8	55-2	33	48	30	13	273	8.8
2020-21	Bama	25-9	394/15.8	51-145	.352	26-101	.257	11-14	.786	17	61	78	3.1	33-1	17	13	13	12	139	5.6
TOTAL		116-36	1842/15.9	248-645	.384	128-418	.306	91-125	.728	97	291	388	3.3	152-3	72	107	62	50	715	6.2



4 Juwan Gary

R-FRESHMAN

Forward • 6-6 • 218 • Columbia, S.C.
Liberty Heights/West Charlotte HS

CAREER HIGHS

Points	12	LSU (2/3/21)
Rebounds	9	at Arkansas (2/24/21)
Assists	1	Mississippi State (1/23/21)
Steals	2	2x, last at Mississippi State (2/27/21)
Blocks	3	Arkansas (1/16/21)
Minutes	16	3x, last at Arkansas (2/24/21)
Field Goals	6	LSU (2/3/21)
FG Att.	8	2x, last at Arkansas (2/24/21)
3-Point FG	1	Arkansas (1/16/21)
3-Point Att.	2	2x, last at Arkansas (2/24/21)
Free Throws	2	3x, last vs. Mississippi State (1/23/21)
FT Att.	4	Furman (12/15/20)

2020-21 SEASON HIGHS

Points	12	LSU (2/3/21)
Rebounds	9	at Arkansas (2/24/21)
Assists	1	Mississippi State (1/23/21)
Steals	2	2x, last at Mississippi State (2/27/21)
Blocks	3	Arkansas (1/16/21)
Minutes	16	3x, last at Arkansas (2/24/21)
Field Goals	6	LSU (2/3/21)
FG Att.	8	2x, last at Arkansas (2/24/21)
3-Point FG	1	Arkansas (1/16/21)
3-Point Att.	2	2x, last at Arkansas (2/24/21)
Free Throws	2	3x, last vs. Mississippi State (1/23/21)
FT Att.	4	Furman (12/15/20)

MISCELLANEOUS STATS

CATEGORY	2020-21	CAREER
Double-digit scoring	2	2
20+ scoring games		
Double-digit rebounding		
Double-doubles		
Led UA in scoring		
Led UA in rebounding	1	1
Led UA in three-pointers		
Led UA in assists	1	1
Led UA in steals	3	3
Led UA in blocks	2	2
5+ assist games		
3+ three-pointer		
3+ steal games		
3+ block games	1	1

2020-21 SEASON HIGHLIGHTS

- Earned his first career start but played only two minutes before leaving the game with a left shoulder injury at South Carolina (2/9)
- Finished with a season-high 12 points and seven rebounds in just 14 minutes of action vs. LSU (2/3), knocking down 6-of-8 shots from the floor
- Collected 10 points and three rebounds in just eight minutes of work vs. Furman (12/15)
- Returned to the lineup to collect nine points and a season-high nine rebounds, including four offensive rebounds, at Arkansas (2/24)
- Went for nine points, three rebounds and three blocks in just eight minutes of work vs. Arkansas (1/16)
- Finished with six points and three rebounds in 16 minutes of action vs. Kentucky (1/27)
- Collected four points and season-best five rebounds in 13 minutes of work in the win at Kentucky (1/12)
- Suffered a season-ending knee injury prior to the start of the 2019-20 campaign and reshirted
- Has seen action in just four games as he continues to improve his conditioning coming off the injury



GARY'S 2020-21 GAME-BY-GAME STATS

Opponent	Date	Min	FG-FGA	3FG-FGA	FT-FTA	Off-Def-Tot	PF	A	TO	Stl	Blk	Pts
Jacksonville State	11/25	3	0-2	0-0	0-0	0-0-0	0	0	0	0	0	0
vs. Stanford	11/30	3	0-1	0-1	1-2	0-0-0	0	0	0	0	0	1
vs. UNLV	12/1				DNP							
vs. Providence	12/2	2	0-0	0-0	0-0	0-1-1	0	0	0	0	0	0
vs. Clemson	12/12	3	0-0	0-0	0-0	0-0-0	0	0	0	0	0	0
Furman	12/15	8	4-5	0-0	2-4	1-2-3	0	0	0	0	0	10
Western Kentucky	12/19	7	1-1	0-0	0-0	0-1-1	0	0	0	0	0	2
ETSU	12/22	16	3-5	0-0	0-2	1-3-4	2	0	1	1	1	6
Ole Miss*	12/29	4	0-0	0-0	0-0	0-0-0	2	0	0	1	0	0
at Tennessee*	1/2	1	0-0	0-0	0-0	0-0-0	0	0	0	0	0	0
Florida*	1/5	4	0-2	0-0	0-0	1-1-2	0	0	0	0	0	0
at Auburn*	1/9	2	0-2	0-2	0-0	0-0-0	1	0	1	0	0	0
at Kentucky*	1/12	13	2-7	0-0	0-2	4-1-5	1	0	0	1	0	4
Arkansas*	1/16	8	4-4	1-1	0-0	0-3-3	2	0	0	1	3	9
at LSU*	1/19	8	0-0	0-0	0-0	1-2-3	2	1	3	0	0	0
Mississippi State*	1/23	6	0-2	0-0	2-2	0-0-0	1	1	0	0	0	2
Kentucky*	1/26	16	3-6	0-1	0-2	0-3-3	2	0	1	1	1	6
at Oklahoma	1/30	4	0-1	0-1	0-0	1-0-1	1	0	0	0	0	0
LSU*	2/3	14	6-8	0-1	0-0	1-6-7	3	0	1	2	1	12
at Missouri*	2/6	10	0-2	0-0	3-4	1-3-4	0	1	0	1	0	3
at South Carolina*	2/9	2	1-2	0-0	0-0	1-0-1	1	0	1	0	0	2
Georgia*	2/13				DNP							
Vanderbilt*	2/20				DNP							
at Arkansas*	2/24	16	4-8	0-2	1-2	4-5-9	4	0	0	0	2	9
at Mississippi State*	2/27	6	1-1	0-0	1-2	0-0-0	2	0	3	2	0	3

* indicates Southeastern Conference opponent

SEASON	TEAM	Field Goals		3-Point		F-Throws		Rebounds				Scoring								
		GP-GS	MIN/AVG	FG-FGA	FG%	3FG-FGA	3FG%	FT-FTA	FT%	OFF	DEF	TOT	AVG	PF-FO	AST	TO	BLK	STL	PTS	AVG
2020-21	Bama	22-1	154/7.0	29-59	.492	1-9	.111	10-22	.455	16	31	47	2.1	25-0	3	11	8	10	69	3.1
TOTAL		22-1	154/7.0	29-59	.492	1-9	.111	10-22	.455	16	31	47	2.1	25-0	3	11	8	10	69	3.1



5 Jaden Shackelford

SOPHOMORE

Guard • 6-3 • 200 • Hesperia Calif.
Hesperia HS

CAREER HIGHS

Points	28	3x, last vs. Auburn (2/12/20)
Rebounds	12	Jacksonville State (11/25/20)
Assists	8	at LSU (1/19/21)
Steals	3	Furman (11/19/19)
Blocks	2	vs. South Carolina (2/29/20)
Minutes	42	Auburn (2/12/20)
Field Goals	11	Arkansas (2/1/20)
FG Att.	23	Auburn (2/12/20)
3-Point FG	8	ETSU (12/22/20)
3-Point Att.	17	Auburn (2/12/20)
Free Throws	10	Stephen F. Austin (12/6/19)
FT Att.	11	Stephen F. Austin (12/6/19)

2020-21 SEASON HIGHS

Points	27	Vanderbilt (2/20/20)
Rebounds	12	Jacksonville State (11/25/20)
Assists	8	at LSU (1/19/21)
Steals	2	5x, last at Oklahoma (1/30/21)
Blocks	1	ETSU (12/22/20)
Minutes	38	at Kentucky (1/12/21)
Field Goals	8	ETSU (12/22/20)
FG Att.	21	Vanderbilt (2/20/21)
3-Point FG	8	ETSU (12/22/20)
3-Point Att.	15	ETSU (12/22/20)
Free Throws	7	Western Kentucky (12/19/20)
FT Att.	10	Western Kentucky (12/19/20)

MISCELLANEOUS STATS

CATEGORY	2020-21	CAREER
Double-digit scoring	20	40
20+ point games	3	10
Double-digit rebounding	1	1
Double-doubles	1	1
Led UA in scoring	6	14
Led UA in rebounding	3	6
Led UA in three-pointers	3	15
Led UA in assists	5	7
Led UA in steals	1	2
Led UA in blocks		2
5+ assist games	2	2
3+ three-pointers	4	19
3+ steal games		1
3+ block games		

2020-21 SEASON HIGHLIGHTS

- Named SEC Player of the Week for the week of Dec. 30 when after he scored 26 points on the strength of a career-best eight three-pointers to lead UA past ETSU, 85-69, on Dec. 22.
- Leads team in scoring average, double-figure scoring games (20), 20-point scoring games (3) and charges taken (12), ranks second in threes made and attempted
- Has hit double figures in 34 of his last 39 games played dating back to last season
- Had a season-best 27 points on 10-of-21 shooting from the floor in the win over Vanderbilt (2/20)
- Collected 26 points and a career-high eight three-pointers in the win over East Tennessee State (12/22)
- Collected 21 points to go along with five boards while hitting all 10 of his free throws to help complete a season sweep of Kentucky (1/27)
- Recorded first career double-double with 18 points and 12 rebounds – both team highs – to lead UA past Jacksonville State (11/25)
- Finished with 19 points, three rebounds and a pair of assists in the win over LSU (2/3)
- Collected 18 points, six rebounds and a career-best six assists in the win at Kentucky (1/12)
- Had 18 points and four assists, knocking down 5-of-7 shots from the field including 2-of-3 from deep vs. Georgia (2/13)
- Finished with 16 points in the win over Florida (1/5)
- Burst onto the college basketball scene last year, earning SEC All-Freshman honors
- Finished his rookie campaign averaging 15.0 points per game, which ranked second on the team and 11th in the SEC
- Scored a total of 466 points on the year which is fourth-best by any freshman in program history, trailing only Collin Sexton, James “Hollywood” Robinson and Eddie Philllips
- Led all SEC players with 55 made three-pointers during conference play
- Named the SEC Freshman of the Week and the USBWA National Freshman of the Week for the week of Feb. 17
- His 84 made threes on the year ranks seventh-best in a single-season in the program’s record books, while his 235 three-point attempts led the team and was fifth-best in UA history



SHACKELFORD'S 2020-21 GAME-BY-GAME STATS

Opponent	Date	Min	FG-FGA	3FG-FGA	FT-FTA	Off-Def-Tot	PF	A	TO	Stl	Blk	Pts
Jacksonville State	11/25	26	6-13	1-4	5-5	3-9-12	1	2	2	2	0	18
vs. Stanford	11/30	23	3-13	2-5	2-2	1-2-3	3	0	2	0	0	10
vs. UNLV	12/1	28	4-10	3-7	2-5	0-5-5	0	4	0	1	0	13
vs. Providence	12/2	29	4-11	3-6	4-4	3-3-6	1	1	1	0	0	15
vs. Clemson	12/12	27	2-8	0-3	1-2	1-0-1	2	1	3	2	0	5
Furman	12/15	29	4-9	1-5	4-8	1-3-4	3	1	3	1	0	13
Western Kentucky	12/19	33	2-9	1-5	7-10	1-3-4	1	1	0	1	0	12
ETSU	12/22	36	8-15	8-13	2-5	1-3-4	1	2	1	0	1	26
Ole Miss*	12/29	33	3-10	1-7	2-5	2-5-7	0	4	0	0	0	9
at Tennessee*	1/2	24	3-5	1-2	2-4	0-1-1	4	2	0	2	0	9
Florida*	1/5	31	5-12	2-7	4-4	0-3-3	1	0	2	0	0	16
at Auburn*	1/9	27	4-13	1-5	2-4	1-6-7	2	1	0	1	0	11
at Kentucky*	1/12	38	6-15	2-5	4-5	1-1-2	2	6	3	0	0	18
Arkansas*	1/16	24	6-11	4-7	0-0	0-1-1	2	3	1	0	0	16
at LSU*	1/19	28	3-8	0-3	0-0	1-1-2	2	8	2	1	0	6
Mississippi State*	1/23	29	5-11	2-5	0-0	2-2-4	0	3	3	2	0	12
Kentucky*	1/26	36	5-13	1-6	10-10	1-4-5	1	1	0	1	0	21
at Oklahoma	1/30	31	5-12	2-3	2-2	0-3-3	2	2	2	2	0	14
LSU*	2/3	29	7-16	1-7	4-4	1-2-3	1	2	4	0	0	19
at Missouri*	2/6	32	4-12	1-4	6-7	3-1-3	0	1	2	1	0	15
at South Carolina*	2/9	27	3-10	0-4	4-4	1-3-4	1	1	1	1	0	10
Georgia*	2/13	28	5-7	2-3	6-7	0-3-3	3	4	2	0	0	18
Vanderbilt*	2/20	36	10-21	1-9	6-9	0-4-4	0	2	0	1	1	27
at Arkansas*	2/24	22	2-6	1-3	0-0	0-1-1	5	0	1	1	0	5
at Mississippi State*	2/27	31	5-14	1-5	4-5	0-6-6	1	0	0	0	0	15

* indicates Southeastern Conference opponent

SEASON	TEAM	GP-GS	MIN/AVG	Field Goals		3-Point		F-Throws		Rebounds				Scoring						
				FG-FGA	FG%	3FG-FGA	3FG%	FT-FTA	FT%	OFF	DEF	TOT	AVG	PF-FO	AST	TO	BLK	STL	PTS	AVG
2019-20	Bama	31-19	911/29.4	148-358	.413	84-235	.357	86-112	.768	39	100	139	4.5	52-0	44	46	6	17	466	15.0
2020-21	Bama	25-24	736/29.4	114-284	.401	42-133	.316	83-109	.761	24	75	99	4.0	39-1	52	35	2	20	353	14.1
TOTAL		56-43	1647/29.4	262-642	.408	126-368	.342	169-221	.765	63	175	238	4.3	91-1	96	81	8	37	819	14.6



11 Joshua Primo

FRESHMAN

Guard • 6-6 • 190 • Toronto, Ontario
Royal Crown Academic School

CAREER HIGHS

Points	22	2x, last at LSU (1/19/21)
Rebounds	6	Ole Miss (12/29/20)
Assists	3	3x, last vs. Arkansas (1/16/21)
Steals	4	at Kentucky (1/12/21)
Blocks	2	Kentucky (1/26/21)
Minutes	38	at Auburn (1/9/21)
Field Goals	8	at LSU (1/19/21)
FG Att.	17	at Auburn (1/9/21)
3-Point FG	6	at LSU (1/19/21)
3-Point Att.	8	3x, last at South Carolina (2/9/21)
Free Throws	8	at Auburn (1/9/21)
FT Att.	8	at Auburn (1/9/21)

2020-21 SEASON HIGHS

Points	22	2x, last at LSU (1/19/21)
Rebounds	6	Ole Miss (12/29/20)
Assists	3	3x, last vs. Arkansas (1/16/21)
Steals	4	at Kentucky (1/12/21)
Blocks	2	Kentucky (1/26/21)
Minutes	38	at Auburn (1/9/21)
Field Goals	8	at LSU (1/19/21)
FG Att.	17	at Auburn (1/9/21)
3-Point FG	6	at LSU (1/19/21)
3-Point Att.	8	3x, last at South Carolina (2/9/21)
Free Throws	8	at Auburn (1/9/21)
FT Att.	8	at Auburn (1/9/21)

MISCELLANEOUS STATS

CATEGORY	2020-21	CAREER
Double-digit scoring	10	10
20+ scoring games	2	2
Double-digit rebounding		
Double-doubles		
Led UA in scoring	1	1
Led UA in rebounding	1	1
Led UA in three-pointers	4	4
Led UA in assists	2	2
Led UA in steals	3	3
Led UA in blocks	1	1
5+ assist games		
3+ three-pointer	8	8
3+ steal games	1	1
3+ block games		

2020-21 SEASON HIGHLIGHTS

- Named SEC Freshman of the Week for the week of Jan. 25
- Earned the accolade after averaging 19.0 points, 5.0 threes made and 3.5 rebounds per game over his last two games (at LSU and vs. Mississippi State), while shooting 73.7 percent (14-of-19) from the floor and 76.9 percent (10-of-13) from beyond the arc
- Had season high 22 points including career-best marks of 4-of-8 from beyond the arc and 8-of-8 from the free throw line, to go along with five boards and three assists in the win at Auburn (1/9)
- Matched that with 22 points at LSU (1/19), knocking down a career-best six three-pointers in the victory
- Scored 19 points on 6-of-9 shooting from the field and 4-of-5 from beyond the arc in the win over Mississippi State (1/23)
- Had 19 points, all coming in the second half, in the win over Georgia (2/15)
- Collected 15 points in 24 minutes of action vs. Providence (12/2), hitting 5-of-9 shots from the field, 3-of-6 from deep and 2-of-4 from the charity stripe
- Scored 12 points – all coming in the final 15 minutes – and had a season-best four steals in the win at Kentucky (1/12)
- Added 11 points to go along with five rebounds in the upset win at No. 7 Tennessee (1/2)
- Scored 11 points on 4-of-8 shooting from the floor including three three-pointers vs. UNLV (12/1)
- Rated as a five-star prospect, the No. 19 overall player and the No. 5 overall combo guard in the 2020 class by 247Sports.com
- Reclassified from a 2021 recruit to the class of 2020 after completing his prep requirements early from Royal Crown International



PRIMO'S 2020-21 GAME-BY-GAME STATS

Opponent	Date	Min	FG-FGA	3FG-FGA	FT-FTA	Off-Def-Tot	PF	A	TO	Stl	Blk	Pts
Jacksonville State	11/25	17	2-4	0-2	1-2	0-3-3	3	1	0	1	0	5
vs. Stanford	11/30	18	0-2	0-1	0-2	0-2-2	2	3	2	2	0	0
vs. UNLV	12/1	17	4-8	3-6	0-0	1-2-3	1	0	1	0	0	11
vs. Providence	12/2	24	5-9	3-6	2-4	1-2-3	4	1	0	1	0	15
vs. Clemson	12/12	23	3-4	0-1	0-0	0-2-2	1	0	1	0	0	6
Furman	12/15	22	2-6	1-5	0-1	0-2-2	2	1	1	0	0	5
Western Kentucky	12/19	25	2-4	2-3	2-2	2-2-4	3	0	2	0	1	8
ETSU	12/22	19	1-5	0-4	1-2	1-2-3	3	0	4	2	0	3
Ole Miss*	12/29	24	2-8	0-2	2-2	2-4-6	2	1	0	0	0	6
at Tennessee*	1/2	25	4-8	3-5	0-0	4-1-5	2	1	4	0	0	11
Florida*	1/5	20	0-4	0-3	0-0	0-2-2	1	2	4	1	0	0
at Auburn*	1/9	38	5-17	4-8	8-8	3-2-5	2	3	5	2	1	22
at Kentucky*	1/12	33	4-9	1-3	3-3	1-1-2	3	1	0	4	1	12
Arkansas*	1/16	24	1-6	0-3	1-2	2-3-5	0	3	1	0	0	3
at LSU*	1/19	19	8-10	6-8	0-0	1-3-4	0	0	0	1	0	22
Mississippi State*	1/23	32	6-9	4-5	0-0	1-2-3	4	0	1	0	0	16
Kentucky*	1/26	29	4-6	2-4	0-0	0-2-2	0	1	2	0	2	10
at Oklahoma	1/30	26	2-6	1-3	0-0	0-3-3	0	0	2	0	0	5
LSU*	2/3	24	1-3	0-1	0-0	0-5-5	2	1	1	2	0	2
at Missouri*	2/6	28	0-0	0-0	0-1	1-4-5	3	1	1	0	0	0
at South Carolina*	2/9	28	3-10	3-8	3-4	2-1-3	1	2	2	0	1	10
Georgia*	2/13	23	6-9	3-4	4-4	1-3-4	2	0	2	1	0	19
Vanderbilt*	2/20	19	1-5	1-5	2-2	0-2-2	0	0	0	0	0	5
at Arkansas*	2/24	18	3-6	1-3	0-0	1-2-3	2	1	2	0	0	7
at Mississippi State*	2/27	8	1-1	0-0	0-0	1-1-2	2	0	1	0	0	2

* indicates Southeastern Conference opponent

SEASON	TEAM	GP-GS	MIN/AVG	Field Goals		3-Point		F-Throws		Rebounds				Scoring						
				FG-FGA	FG%	3FG-FGA	3FG%	FT-FTA	FT%	OFF	DEF	TOT	AVG	PF-FO	AST	TO	BLK	STL	PTS	AVG
2020-21	Bama	25-16	578/23.1	70-159	.440	38-93	.409	29-39	.744	25	58	83	3.3	45-0	23	39	6	17	207	8.3
TOTAL		25-16	578/23.1	70-159	.440	38-93	.409	29-39	.744	25	58	83	3.3	45-0	23	39	6	17	207	8.3



12 Darius Miles

FRESHMAN

Forward • 6-6 • 185 • Washington, D.C.
Theodore Roosevelt HS

CAREER HIGHS

Points	9	at LSU (1/19/21)
Rebounds	4	Georgia (2/13/21)
Assists	2	LSU (2/3/21)
Steals	1	vs. Stanford (11/30/20)
Blocks	1	vs. Stanford (11/30/20)
Minutes	13	Arkansas (1/16/21)
Field Goals	3	2x, last at LSU (1/19/21)
FG Att.	8	at LSU (1/19/21)
3-Point FG	2	2x, last at LSU (1/19/21)
3-Point Att.	6	at LSU (1/19/21)
Free Throws	2	2x, last vs. Georgia (2/13/21)
FT Att.	2	3x, last vs. Georgia (2/13/21)

2020-21 SEASON HIGHS

Points	9	at LSU (1/19/21)
Rebounds	4	Georgia (2/13/21)
Assists	2	LSU (2/3/21)
Steals	1	vs. Stanford (11/30/20)
Blocks	1	vs. Stanford (11/30/20)
Minutes	13	Arkansas (1/16/21)
Field Goals	3	2x, last at LSU (1/19/21)
FG Att.	8	at LSU (1/19/21)
3-Point FG	2	2x, last at LSU (1/19/21)
3-Point Att.	6	at LSU (1/19/21)
Free Throws	2	2x, last vs. Georgia (2/13/21)
FT Att.	2	3x, last vs. Georgia (2/13/21)

MISCELLANEOUS STATS

CATEGORY	2020-21	CAREER
Double-digit scoring		
20+ scoring games		
Double-digit rebounding		
Double-doubles		
Led UA in scoring		
Led UA in rebounding		
Led UA in three-pointers		
Led UA in assists		
Led UA in steals		
Led UA in blocks	1	1
5+ assist games		
3+ three-pointer		
3+ steal games		
3+ block games		

2020-21 SEASON HIGHLIGHTS

- Went for a season-high nine points in just nine minutes in the win at LSU (1/19), including hitting the three-pointer that broke the SEC team record for threes made in a game (23)
- Played eight minutes vs. Arkansas, finishing with eight points and a pair of three-pointers in just 13 minutes of action vs. Arkansas (1/16)
- Had seven points and four rebounds in just 4:39 minutes of action, including an emphatic dunk to seal the 115-82 win over Georgia (2/13)
- Rated as a four-star prospect by Rivals and a three-star signee according to 247Sports
- Rivals.com lists him as the 113th best prospect and the 26th best small forward in the nation



MILES' 2020-21 GAME-BY-GAME STATS

Opponent	Date	Min	FG-FGA	3FG-FGA	FT-FTA	Off-Def-Tot	PF	A	TO	Stl	Blk	Pts
Jacksonville State	11/25	4	1-2	0-1	0-0	1-1-2	0	0	1	0	0	2
vs. Stanford	11/30	5	1-4	1-3	0-0	0-0-0	0	0	0	1	1	3
vs. UNLV	12/1				DNP							
vs. Providence	12/2	1	0-0	0-0	0-0	0-0-0	0	0	2	0	0	0
vs. Clemson	12/12				DNP							
Furman	12/15				DNP							
Western Kentucky	12/19				DNP							
ETSU	12/22	2	0-0	0-0	0-0	0-1-1	0	0	1	0	0	0
Ole Miss*	12/29	1	0-0	0-0	2-2	0-0-0	0	0	0	0	0	2
at Tennessee*	1/2				DNP							
Florida*	1/5				DNP							
at Auburn*	1/9				DNP							
at Kentucky*	1/12				DNP							
Arkansas*	1/16	13	3-4	2-3	0-0	0-1-1	2	0	2	0	0	8
at LSU*	1/19	9	3-8	2-6	1-2	0-1-1	1	0	4	0	0	9
Mississippi State*	1/23				DNP							
Kentucky*	1/26				DNP							
at Oklahoma	1/30				DNP							
LSU*	2/3	6	1-2	0-1	0-0	0-2-2	0	2	1	0	0	2
at Missouri*	2/6	3	0-1	0-0	0-0	0-0-0	0	0	0	0	0	0
at South Carolina*	2/9	1	0-0	0-0	0-0	0-0-0	1	0	0	0	0	0
Georgia*	2/13	5	2-3	1-2	2-2	1-3-4	3	0	2	0	0	7
Vanderbilt*	2/20				DNP							
at Arkansas*	2/24	1	0-0	0-0	0-0	0-0-0	0	0	0	0	0	0
at Mississippi State*	2/27				DNP							

* indicates Southeastern Conference opponent

SEASON	TEAM	GP-GS	MIN/AVG	Field Goals		3-Point		F-Throws		Rebounds				Scoring						
				FG-FGA	FG%	3FG-FGA	3FG%	FT-FTA	FT%	OFF	DEF	TOT	AVG	PF	FO	AST	TO	BLK	STL	PTS
2020-21	Bama	13-0	49/3.8	11-24	.458	6-16	.375	5-6	.833	2	9	11	0.8	7-0	2	13	1	1	33	2.5
TOTAL		13-0	49/3.8	11-24	.458	6-16	.375	5-6	.833	2	9	11	0.8	7-0	2	13	1	1	33	2.5



13 Jahvon Quinerly

SOPHOMORE

Guard • 6-1 • 175 • Hackensack, N.J.
Villanova/Hudson Catholic HS

CAREER HIGHS

Points	24	Ole Miss (12/29/20)
Rebounds	4	vs. UNLV (12/1/20)
Assists	9	ETSU (12/22/20)
Steals	3	vs. Stanford (11/30/20)
Blocks	1	Western Kentucky (12/19/20)
Minutes	36	ETSU (12/22/20)
Field Goals	8	3x, last at Mississippi State (2/27/21)
FG Att.	16	at Mississippi State (2/27/21)
3-Point FG	6	at LSU (1/19/21)
3-Point Att.	8	Vanderbilt (2/20/21)
Free Throws	6	vs. UNLV (12/1/20)
FT Att.	10	Ole Miss (12/29/20)

2020-21 SEASON HIGHS

Points	24	Ole Miss (12/29/20)
Rebounds	4	vs. UNLV (12/1/20)
Assists	9	ETSU (12/22/20)
Steals	3	vs. Stanford (11/30/20)
Blocks	1	Western Kentucky (12/19/20)
Minutes	36	ETSU (12/22/20)
Field Goals	8	3x, last at Mississippi State (2/27/21)
FG Att.	16	at Mississippi State (2/27/21)
3-Point FG	6	at LSU (1/19/21)
3-Point Att.	8	Vanderbilt (2/20/21)
Free Throws	6	vs. UNLV (12/1/20)
FT Att.	10	Ole Miss (12/29/20)

MISCELLANEOUS STATS

CATEGORY	2020-21	CAREER
Double-digit scoring	15	16
20+ point games	2	2
Double-digit rebounding		
Double-doubles		
Led UA in scoring	5	5
Led UA in rebounding		
Led UA in three-pointers	6	6
Led UA in assists	9	9
Led UA in steals	3	3
Led UA in blocks		
5+ assist games	3	3
3+ three-pointers	5	5
3+ steal games	1	1
3+ block games		

2020-21 SEASON HIGHLIGHTS

- Second on team in assists, third in scoring and has 15 double-figure scoring games
- Has hit double figures in each of his last seven games, averaging 13.7 points while shooting 58.8 percent (20-of-34) from beyond the arc over the stretch
- Ranks second on the season in three-point shooting percentage (.452) and leads the team from beyond the arc in league play (.526)
- Went for a career-best 24 points in the win over Ole Miss (12/29) in his first SEC game
- Collected 22 points and set new career highs in field goals made (8) and threes made (6) in the victory at LSU (1/19)
- Made his Crimson Tide debut and showed out for 18 points and three assists to lead UA to a win over Jacksonville State (11/25)
- Scored 19 points – 17 in the second half – to go along with four assists and four rebounds in a career-best 30 minutes of action vs. UNLV (12/1)
- Finished with 19 points on career highs of 8-of-16 shooting from the field in the SEC regular season championship-clinching win over Mississippi State (2/27)
- Accounted for 16 points on 5-of-8 shooting from the field including a perfect 4-of-4 from beyond the arc in the 115-82 win over Georgia (2/13)
- Had 14 points to go along with a career-best nine assists with only one turnover in the win over ETSU (12/22)
- Sat out the entire 2019-20 campaign after his NCAA waiver and appeal were both denied by the NCAA
- Averaged 3.2 points and 9.1 minutes per game in 25 appearances in his lone season at Villanova in 2018-19
- 2018 McDonalds All-American, two-time New Jersey Gatorade Player of the Year
- Ranked No. 26 in ESPN's Top 100 in the Prep Class of 2018



QUINERLY'S 2020-21 GAME-BY-GAME STATS

Opponent	Date	Min	FG-FGA	3FG-FGA	FT-FTA	Off-Def-Tot	PF	A	TO	Stl	Blk	Pts
Jacksonville State	11/25	26	7-12	2-5	2-2	0-1-1	1	3	1	1	0	18
vs. Stanford	11/30	24	6-11	1-3	1-1	0-0-0	3	2	3	3	0	14
vs. UNLV	12/1	30	6-11	1-4	6-6	1-3-4	2	4	2	0	0	19
vs. Providence	12/2	22	3-9	1-3	3-5	0-1-1	4	3	2	0	0	10
vs. Clemson	12/12	27	3-10	1-4	0-0	2-1-3	2	2	3	2	0	7
Furman	12/15	17	1-2	1-1	0-0	0-0-0	2	3	0	0	0	3
Western Kentucky	12/19	21	4-7	0-2	1-2	0-1-1	2	3	6	0	1	9
ETSU	12/22	36	4-8	1-5	5-8	1-1-2	5	9	1	1	0	14
Ole Miss*	12/29	32	8-14	3-5	5-10	2-3-5	1	0	4	1	0	24
at Tennessee*	1/2	27	5-14	0-2	2-2	1-1-2	3	5	2	0	0	12
Florida*	1/5				DNP							
at Auburn*	1/9				DNP							
at Kentucky*	1/12				DNP							
Arkansas*	1/16	22	2-8	0-4	3-4	0-4-4	1	4	1	1	0	7
at LSU*	1/19	19	8-11	6-7	0-0	0-1-1	0	1	2	0	0	22
Mississippi State*	1/23	23	1-7	0-3	2-2	1-2-3	1	5	2	1	0	4
Kentucky*	1/26	17	1-5	1-2	2-2	1-1-2	1	1	3	0	0	5
at Oklahoma	1/30	13	0-1	0-0	0-0	0-1-1	2	1	2	1	0	0
LSU*	2/3	23	4-8	2-3	0-0	0-3-3	0	3	4	1	0	10
at Missouri*	2/6	22	5-13	2-4	0-0	0-1-1	3	1	3	0	0	12
at South Carolina	2/9	23	5-8	3-5	0-1	1-0-1	3	1	4	1	0	13
Georgia*	2/13	21	5-8	4-4	2-2	0-1-1	3	4	3	1	0	16
Vanderbilt*	2/20	29	3-6	3-6	6-8	0-1-1	4	3	2	0	0	15
at Arkansas*	2/24	33	5-11	3-6	0-3	0-3-3	2	4	2	0	0	13
at Mississippi State*	2/27	27	8-16	3-6	0-0	0-1-1	2	2	3	2	0	19

* indicates Southeastern Conference opponent

SEASON	TEAM	GP-GS	MIN/AVG	Field Goals		3-Point		F-Throws		Rebounds				Scoring						
				FG-FGA	FG%	3FG-FGA	3FG%	FT-FTA	FT%	OFF	DEF	TOT	AVG	PF-FO	AST	TO	BLK	STL	PTS	AVG
2018-19	VU	25-0	230/9.2	28-83	.337	12-48	.250	11-15	.733	2	18	20	0.8	18-0	22	19	0	5	79	3.2
2020-21	Bama	22-7	534/24.3	94-200	.470	38-84	.452	40-58	.690	10	31	41	1.9	47-1	64	55	1	16	266	12.1
TOTAL FOR Bama		22-7	534/24.3	94-200	.470	38-84	.452	40-58	.690	10	31	41	1.9	47-1	64	55	1	16	266	12.1
TOTAL		47-7	764/16.3	122-283	.431	50-132	.379	51-73	.699	12	49	61	1.3	65-1	86	74	1	21	345	7.3



14 Keon Ellis

JUNIOR

Guard • 6-6 • 170 • Eustis, Fla.
Leesburg, HS

CAREER HIGHS

Points	16	Florida (1/5/21)
Rebounds	9	Vanderbilt (2/20/21)
Assists	3	3x, last at Arkansas (2/24/21)
Steals	3	3x, last at South Carolina (2/9/21)
Blocks	2	Mississippi State (1/23/21)
Minutes	24	Florida (1/5/21)
Field Goals	5	Florida (1/5/21)
FG Att.	7	at Missouri (2/6/21)
3-Point FG	3	Florida (1/5/21)
3-Point Att.	4	Ole Miss (12/29/20)
Free Throws	5	at Auburn (1/9/21)
FT Att.	5	at Auburn (1/9/21)

2020-21 SEASON HIGHS

Points	16	Florida (1/5/21)
Rebounds	9	Vanderbilt (2/20/21)
Assists	3	3x, last at Arkansas (2/24/21)
Steals	3	3x, last at South Carolina (2/9/21)
Blocks	2	Mississippi State (1/23/21)
Minutes	24	Florida (1/5/21)
Field Goals	5	Florida (1/5/21)
FG Att.	7	at Missouri (2/6/21)
3-Point FG	3	Florida (1/5/21)
3-Point Att.	4	Ole Miss (12/29/20)
Free Throws	5	at Auburn (1/9/21)
FT Att.	5	at Auburn (1/9/21)

MISCELLANEOUS STATS

CATEGORY	2020-21	CAREER
Double-digit scoring	4	4
20+ scoring games		
Double-digit rebounding		
Double-doubles		
Led UA in scoring	1	1
Led UA in rebounding	3	3
Led UA in three-pointers	2	2
Led UA in assists		
Led UA in steals	2	2
Led UA in blocks		
5+ assist games		
3+ three-pointer	1	1
3+ steal games	3	3
3+ block games		

2020-21 SEASON HIGHLIGHTS

- Began the season 0-of-5 from three through his first seven games but has since gone 15-of-33 (.455) from beyond the arc
- Connecting on 44.8 percent (13-of-29) from beyond the arc in SEC play
- Scored a career-best 16 points on 5-of-6 shooting from the field and a perfect 3-of-3 from beyond the arc in the win over Florida (1/5)
- Had scored 23 total points in the 10 previous games combined leading into the contest with the Gators
- Recorded the second double-digit game of his career with 11 points on 4-of-6 shooting from the field, to go along with five rebounds at then-No. 24 Oklahoma (1/30)
- Accounted for eight points, a career-high nine boards and three assists in the win over Vanderbilt (2/20)
- Rated as a four-star prospect by Rivals and a three-star signee according to 247Sports
- Named a Second Team NJCAA All-American
- Rated by 247Sports as the No. 1 combo guard and the No. 4 JUCO player in the nation
- Averaged 18.7 ppg for the Buccaneers, who finished the 2019-20 season with a 29-2 overall record and were ranked No. 1 in the NJCAA
- Connected on 54 percent shooting from the field, 40 percent from beyond the arc and 81 percent from the charity stripe for the year
- Made his presence felt on the defensive end as he averaged 2.1 steals and 1.2 blocks per game as a sophomore, making him just one of four players nationally to average 2.0 or more steals and 1.0 or more blocks per game
- His 562 points and 64 steals during his sophomore season are the most in a single season in school history
- Finished his career ranked among the program's top-10 in career points, field goals made, field goal percentage, three-pointers made, three-point percentage, free throws made, free throws attempted, blocked shots and ranks as FSW's all-time leader with 114 steals



ELLIS' 2020-21 GAME-BY-GAME STATS

Opponent	Date	Min	FG-FGA	3FG-FGA	FT-FTA	Off-Def-Tot	PF	A	Stl	Blk	Pts
Jacksonville State	11/25	17	0-0	0-0	0-0	0-2-2	2	2	0	1	0
vs. Stanford	11/30	18	1-3	0-2	1-2	0-1-1	1	0	2	1	0
vs. UNLV	12/1					DNP					
vs. Providence	12/2	9	1-2	0-1	0-0	0-1-1	0	0	0	0	2
vs. Clemson	12/12	5	0-1	0-0	0-0	0-1-1	0	0	1	1	0
Furman	12/15	8	1-3	0-2	0-0	0-0-0	0	1	0	0	2
Western Kentucky	12/19	2	0-1	0-0	1-2	1-0-1	0	0	0	0	1
ETSU	12/22	20	3-4	1-2	0-0	1-2-3	3	1	1	1	7
Ole Miss*	12/29	17	2-5	1-4	0-0	2-2-4	3	3	2	0	5
at Tennessee*	1/2	11	1-3	1-1	0-0	1-2-3	1	0	0	0	3
Florida*	1/5	24	5-6	3-3	3-3	0-8-8	1	2	1	2	16
at Auburn*	1/9	19	1-4	0-1	5-5	0-1-1	5	1	2	2	7
at Kentucky*	1/12	18	0-0	0-0	0-0	0-6-6	4	0	2	2	0
Arkansas*	1/16	21	2-4	1-3	2-3	0-2-2	2	2	1	1	7
at LSU*	1/19	14	0-5	0-2	1-2	1-3-4	0	0	0	1	0
Mississippi State*	1/23	13	1-2	1-2	0-0	1-3-4	1	2	1	3	2
Kentucky*	1/26	13	1-2	0-1	0-0	1-1-2	3	0	2	1	0
at Oklahoma	1/30	20	4-6	1-2	2-2	1-4-5	3	1	1	0	11
LSU*	2/3	21	4-5	2-2	0-0	2-5-7	3	0	1	1	10
at Missouri*	2/6	22	4-7	1-2	3-4	1-4-5	2	0	1	3	12
at South Carolina*	2/9	16	2-5	1-3	1-2	0-3-3	2	3	2	3	6
Georgia*	2/13	19	3-4	1-2	1-1	1-3-4	4	3	2	1	8
Vanderbilt*	2/20	23	2-3	1-1	3-4	4-5-9	4	3	2	1	8
at Arkansas*	2/24	23	1-5	0-2	0-0	2-3-5	3	3	2	0	2
at Mississippi State*	2/27	21	0-3	0-2	2-2	2-2-4	0	1	2	0	0

* indicates Southeastern Conference opponent

SEASON	TEAM	GP-GS	MIN/AVG	Field Goals		3-Point		F-Throws		Rebounds				Scoring						
				FG-FGA	FG%	3FG-FGA	3FG%	FT-FTA	FT%	OFF	DEF	TOT	AVG	PF-FO	AST	TO	BLK	STL	PTS	AVG
2020-21	Bama	24-2	390/16.3	39-83	.470	15-40	.375	25-32	.781	21	64	85	3.5	47-1	27	27	7	26	118	4.9
TOTAL		24-2	390/16.3	39-83	.470	15-40	.375	25-32	.781	21	64	85	3.5	47-1	27	27	7	26	118	4.9



22 Keon Ambrose-Hylton

FRESHMAN

Forward • 6-8 • 210 • Toronto, Ontario
Andrews Osborne Academy

CAREER HIGHS

Points	4	3x, last vs. Mississippi State (1/23/21)
Rebounds	4	vs. Arkansas (1/16/21)
Assists	2	at LSU (1/19/21)
Steals		
Blocks	1	Georgia (2/13/21)
Minutes	10	2x, last vs. Mississippi State (1/23/21)
Field Goals	2	3x, last vs. Mississippi State (1/23/21)
FG Att.	4	vs. Arkansas (1/16/21)
3-Point FG		
3-Point Att.		
Free Throws		
FT Att.	2	vs. Jacksonville State (11/25/20)

2020-21 SEASON HIGHS

Points	4	3x, last vs. Mississippi State (1/23/21)
Rebounds	4	vs. Arkansas (1/16/21)
Assists	2	at LSU (1/19/21)
Steals		
Blocks	1	Georgia (2/13/21)
Minutes	10	2x, last vs. Mississippi State (1/23/21)
Field Goals	2	3x, last vs. Mississippi State (1/23/21)
FG Att.	4	vs. Arkansas (1/16/21)
3-Point FG		
3-Point Att.		
Free Throws		
FT Att.	2	vs. Jacksonville State (11/25/20)

MISCELLANEOUS STATS

CATEGORY	2020-21	CAREER
Double-digit scoring		
20+ point games		
Double-digit rebounding		
Double-doubles		
Led UA in scoring		
Led UA in rebounding		
Led UA in three-pointers		
Led UA in assists		
Led UA in steals		
Led UA in blocks		
5+ assist games		
3+ three-pointers		
3+ steal games		
3+ block games		

2020-21 SEASON HIGHLIGHTS

- Has connected on 8-of-11 shots on the year (.737 FG%)
- Had a career-best game by accounting for four points and four rebounds in just 10 minutes of action vs. Arkansas (1/16)
- A four-star prospect by ESPN, Rivals and 247Sports
- Ranked by ESPN as the No. 58 overall player in the 2020 class and No. 14 at his position
- Ranked by 247Sports.com as the No. 78 overall player in the nation and the No. 13 power forward
- Rated as the No. 2 overall player by North Pole Hoops in Canada's 2020 class



AMBROSE-HYLTON'S 2020-21 GAME-BY-GAME STATS

Opponent	Date	Min	FG-FGA	3FG-FGA	FT-FTA	Off-Def-Tot	PF	A	TO	Stl	Blk	Pts
Jacksonville State	11/25	7	0-1	0-0	0-2	1-0-1	2	0	1	0	0	0
vs. Stanford	11/30	5	0-0	0-0	0-0	0-1-1	0	0	0	0	0	0
vs. UNLV	12/1				DNP							
vs. Providence	12/2	3	1-1	0-0	0-0	1-0-1	0	0	0	0	0	2
vs. Clemson	12/12	3	0-0	0-0	0-0	0-0-0	0	0	0	0	0	0
Furman	12/15				DNP							
Western Kentucky	12/19				DNP							
ETSU	12/22	4	2-2	0-0	0-0	0-0-0	0	0	0	0	0	4
Ole Miss*	12/29	3	0-0	0-0	0-0	0-0-0	0	0	0	0	0	0
at Tennessee*	1/2				DNP							
Florida*	1/5	2	0-0	0-0	0-0	0-0-0	2	0	0	0	0	0
at Auburn*	1/9				DNP							
at Kentucky*	1/12				DNP							
Arkansas*	1/16	10	2-4	0-0	0-0	1-3-4	0	0	1	0	0	4
at LSU*	1/19	9	1-1	0-0	0-0	0-1-1	2	2	1	0	0	2
Mississippi State*	1/23	10	2-2	0-0	0-0	0-3-3	0	0	0	1	0	4
Kentucky*	1/26	1	0-0	0-0	0-0	0-0-0	0	0	0	0	0	0
at Oklahoma	1/30	2	0-0	0-0	0-0	0-1-1	0	0	0	0	0	0
LSU*	2/3	4	0-1	0-0	0-0	0-0-0	1	0	0	0	0	0
at Missouri*	2/6				DNP							
at South Carolina*	2/9				DNP							
Georgia*	2/13	3	0-0	0-0	0-0	0-1-1	2	0	0	0	1	0
Vanderbilt*	2/20				DNP							
at Arkansas*	2/24				DNP							
at Mississippi State*	2/27				DNP							

* indicates Southeastern Conference opponent

SEASON	TEAM	GP-GS	MIN/AVG	Field Goals		3-Point		F-Throws		Rebounds				Scoring						
				FG-FGA	FG%	3FG-FGA	3FG%	FT-FTA	FT%	OFF	DEF	TOT	AVG	PF	FO	AST	TO	BLK	STL	PTS
2020-21	Bama	15-0	65/4.3	8-12	.667	0-0	.000	0-2	.000	3	10	13	0.9	9-0	2	3	1	1	16	1.1
TOTAL		15-0	65/4.3	8-12	.667	0-0	.000	0-2	.000	3	10	13	0.9	9-0	2	3	1	1	16	1.1



23 John Petty Jr.

SENIOR

Guard • 6-5 • 184 • Huntsville, Ala.
Mae Jemison HS

CAREER HIGHS

Points	39	vs. Samford (12/18/19)
Rebounds	12	vs. Iowa State (11/28/19)
Assists	7	2x, last vs. Tennessee (2/4/20)
Steals	4	2x, last at Missouri (2/6/21)
Blocks	4	vs. Kentucky (1/11/20)
Minutes	44	vs. Florida (1/4/20)
Field Goals	12	vs. Samford (12/18/19)
FG Att.	22	vs. Iowa State (11/28/19)
3-Point FG	10	2x, last vs. Samford (12/18/19)
3-Point Att.	13	3x, last vs. Samford (12/18/19)
Free Throws	7	vs. Appalachian State (11/11/18)
FT Att.	10	vs. Appalachian State (11/11/18)

2020-21 SEASON HIGHS

Points	24	at LSU (1/19/21)
Rebounds	8	2x, last at South Carolina(2/9/21)
Assists	6	2x, last vs. Furman (12/15/20)
Steals	4	2x, last at Missouri (2/6/21)
Blocks	2	3x, last at South Carolina(2/9/21)
Minutes	38	at Kentucky (1/12/21)
Field Goals	9	at Kentucky (1/12/21)
FG Att.	15	2x, last at South Carolina(2/9/21)
3-Point FG	8	at LSU (1/19/21)
3-Point Att.	10	4x, last at South Carolina(2/9/21)
Free Throws	5	2x, last vs. Clemson (12/12/20)
FT Att.	6	vs. UNLV (12/1/20)

MISCELLANEOUS STATS

CATEGORY	2020-21	CAREER
Double-digit scoring	17	66
20+ point games	4	18
Double-digit rebounding		6
Double-doubles		4
Led UA in scoring	7	27
Led UA in rebounding	4	18
Led UA in three-pointers	8	56
Led UA in assists	4	22
Led UA in steals	4	17
Led UA in blocks	4	13
5+ assist games	3	6
3+ three-pointers	7	43
3+ steal games	3	7
3+ block games		1

2020-21 SEASON HIGHLIGHTS

- Two-time SEC Player of the Week, earning the honor twice in the month of January (Jan. 4 and Jan. 18)
- Also named the NCAA National Player of the Week for Jan. 18
- Leads team in minutes per game and threes made and attempted and ranks second in scoring, double-figure scoring games (17) and steals
- School's all-time leader in three-pointers made and attempted
- Broke the mark for career threes made at UA against Arkansas (1/16) by sinking five treys and finishing with 17 points in the win
- Had a season-high 24 points by knocking down 8-of-10 three-pointers in the win at LSU (1/19)
- Collected high 23 points on 9-of-15 shooting from the floor and 4-of-7 from beyond the arc at Kentucky (1/12)
- Scored 22 points on 6-of-10 shooting from deep to go along with six assists and only one turnover vs. UNLV (12/1)
- Scored 20 points and pulled down a season-high tying eight rebounds to go along with a pair of blocked shots in the win at South Carolina (2/9)
- Had 17 points on a perfect 4-of-4 shooting from deep, to go along with six rebounds and a pair of assists in the win at then-No. 7 Tennessee (1/2)
- Collected 14 points and six boards in season-opening win over Jacksonville State (11/25)
- Named All-SEC Second Team in 2020
- Played in 29 contests last season and made 28 starts while leading the team in rebounding (6.6 rpg) and three-point field goal percentage (44.0 percent) while ranking second in assists (2.5 apg) and minutes (33.5 mpg) and third in scoring (14.5 ppg) – all career-best numbers
- Led the SEC and ranked ninth in the nation in three-point percentage
- Ranked second in the conference and 26th nationally in threes made per game (2.93)
- Also topped UA with four double-doubles on the year
- Became the 51st player in program history to reach 1,000 career points and the 32nd to do so in three years (currently has 1,137 points)
- Became just the fifth player in program history with at least 200 made three-pointers for his career



PETTY'S 2020-21 GAME-BY-GAME STATS

Opponent	Date	Min	FG-FGA	3FG-FGA	FT-FTA	Off-Def-Tot	PF	A	TO	Stl	Blk	Pts
Jacksonville State	11/25	26	6-14	2-8	0-1	2-4-6	1	1	1	2	0	14
vs. Stanford	11/30	30	3-7	1-4	0-1	3-3-6	3	0	0	0	1	7
vs. UNLV	12/1	33	7-12	6-10	2-3	0-4-4	0	6	1	0	1	22
vs. Providence	12/2	28	5-11	1-6	5-6	1-4-5	4	2	1	0	0	16
vs. Clemson	12/12	32	2-10	1-5	5-5	0-4-4	4	1	1	2	0	10
Furman	12/15	35	2-9	0-6	2-4	2-5-7	2	6	2	1	0	6
Western Kentucky	12/19	34	3-10	2-7	1-2	2-5-7	1	3	3	4	0	9
ETSU	12/22			DNP								
Ole Miss*	12/29	27	5-11	3-7	0-0	1-5-6	4	1	3	0	1	13
at Tennessee*	1/2	31	6-7	4-4	1-2	0-6-6	0	2	0	1	0	17
Florida*	1/5	31	5-8	1-2	1-1	0-2-2	2	2	1	1	0	12
at Auburn*	1/9	30	4-10	1-7	1-1	1-7-8	4	2	2	1	0	10
at Kentucky*	1/12	37	9-15	4-7	1-1	0-5-5	3	2	2	0	0	23
Arkansas*	1/16	25	6-10	5-9	0-0	1-3-4	0	1	1	1	0	17
at LSU*	1/19	25	8-11	8-10	0-0	0-4-4	2	2	1	3	0	24
Mississippi State*	1/23	32	4-12	4-10	0-0	1-2-3	2	2	1	2	1	12
Kentucky*	1/26	32	3-7	1-3	3-4	0-4-4	3	3	2	1	0	10
at Oklahoma	1/30	34	2-8	2-7	3-4	0-5-5	2	1	4	0	2	9
LSU*	2/3	32	3-9	0-4	0-0	1-6-7	1	5	2	0	0	6
at Missouri*	2/6	32	4-12	3-6	0-0	2-4-6	1	1	4	4	2	11
at South Carolina*	2/9	36	7-15	3-10	3-3	4-4-8	2	1	4	1	2	20
Georgia*	2/13	32	5-9	3-7	0-0	0-2-2	2	2	3	0	1	13
Vanderbilt*	2/20	28	2-8	1-7	1-2	1-4-5	5	1	0	3	1	6
at Arkansas*	2/24	35	4-8	2-3	2-2	0-2-2	5	2	2	0	0	12
at Mississippi State*	2/27	33	2-9	1-6	4-4	1-4-5	2	2	2	1	1	9

* indicates Southeastern Conference opponent

SEASON	TEAM	GP-GS	MIN/AVG	Field Goals		3-Point		F-Throws		Rebounds				Scoring						
				FG-FGA	FG%	3FG-FGA	3FG%	FT-FTA	FT%	OFF	DEF	TOT	AVG	PF-FO	AST	TO	BLK	STL	PTS	AVG
2017-18	Bama	36-28	1026/28.5	123-313	.393	90-242	.372	32-45	.711	14	78	92	2.6	36-0	65	74	9	17	368	10.2
2018-19	Bama	34-17	981/28.8	118-286	.413	59-171	.345	53-75	.707	25	119	144	4.2	37-0	64	68	15	17	348	10.2
2019-20	Bama	29-28	972/33.5	139-301	.462	85-193	.440	58-86	.674	38	152	190	6.6	54-2	73	75	19	33	421	14.5
2020-21	Bama	24-23	752/31.3	107-242	.442	59-155	.381	35-46	.761	22	98	120	5.0	51-1	50	47	13	28	308	12.8
TOTAL		123-96	3731/30.3	487-1142	.426	293-761	.385	178-252	.706	99	447	546	4.4	178-3	252	264	56	95	1445	11.7



33 James Rojas

JUNIOR

Forward • 6-8 • 220 • Jamestown, N.Y.
Hutchinson CC

CAREER HIGHS

Points	11	Furman (12/15/20)
Rebounds	7	3x, last at LSU (1/19/21)
Assists	1	9x, last vs. Georgia (2/13/21)
Steals	2	Furman (12/15/20)
Blocks	3	at LSU (1/19/21)
Minutes	20	3x, last vs. Furman (12/15/20)
Field Goals	3	2x, last vs. Furman (12/15/20)
FG Att.	8	vs. Jacksonville State (11/25/20)
3-Point FG	2	Furman (12/15/20)
3-Point Att.	3	3x, last at Missouri (2/6/21)
Free Throws	4	2x, last at South Carolina (2/9/21)
FT Att.	4	2x, last at South Carolina (2/9/21)

2020-21 SEASON HIGHS

Points	11	Furman (12/15/20)
Rebounds	7	3x, last at LSU (1/19/21)
Assists	1	9x, last vs. Georgia (2/13/21)
Steals	2	Furman (12/15/20)
Blocks	3	at LSU (1/19/21)
Minutes	20	3x, last vs. Furman (12/15/20)
Field Goals	3	2x, last vs. Furman (12/15/20)
FG Att.	8	vs. Jacksonville State (11/25/20)
3-Point FG	2	Furman (12/15/20)
3-Point Att.	3	3x, last at Missouri (2/6/21)
Free Throws	4	3x, last at Mississippi State (2/27/21)
FT Att.	4	3x, last at Mississippi State (2/27/21)

MISCELLANEOUS STATS

CATEGORY	2020-21	CAREER
Double-digit scoring	2	2
20+ point games		
Double-digit rebounding		
Double-doubles		
Led UA in scoring		
Led UA in rebounding	4	4
Led UA in three-pointers	1	1
Led UA in assists		
Led UA in steals	2	2
Led UA in blocks	1	1
5+ assist games		
3+ three-pointers		
3+ steal games		
3+ block games	1	1

2020-21 SEASON HIGHLIGHTS

- Season-high 15 points on 5-of-8 shooting from the floor vs. Florida (1/5) to go along with seven boards while also drawing eight fouls which resulted in nine free throw attempts (5-of-9)
- Had 11 points and seven rebounds while earning the Hard Hat Award in the win over Furman (12/15)
- Finished the game against the Gators with a +30 in +/- points
- Made its UA debut and finished with eight points and a game-high seven rebounds in the win over Jacksonville State (11/25)
- Suffered a season-ending knee injury prior to the start of the 2019-20 campaign and reshirted
- Tabbed a First Team All-American by the National Junior College Athletic Association and the National Association of Basketball Coaches following his sophomore season in 2019
- Named the 2019 Jayhawk West Conference Player of the Year



ROJAS' 2020-21 GAME-BY-GAME STATS

Opponent	Date	Min	FG-FGA	3FG-FGA	FT-FTA	Off-Def-Tot	PF	A	TO	Stl	Blk	Pts
Jacksonville State	11/25	20	3-8	1-2	1-2	4-3-7	1	1	1	0	0	8
vs. Stanford	11/30	20	1-6	0-2	1-2	0-3-3	2	1	1	1	0	3
vs. UNLV	12/1	16	0-3	0-3	0-0	0-3-3	1	1	1	0	1	0
vs. Providence	12/2	10	1-1	0-0	2-2	1-2-3	3	0	0	0	0	4
vs. Clemson	12/12	12	1-3	0-1	1-1	1-1-2	1	1	2	0	0	3
Furman	12/15	20	3-6	2-3	3-4	3-4-7	2	0	2	2	0	11
Western Kentucky	12/19	10	0-2	0-2	0-0	1-3-4	4	0	1	1	0	0
ETSU	12/22					DNP						
Ole Miss*	12/29	9	1-2	0-0	0-1	1-2-3	4	1	1	1	0	2
at Tennessee*	1/2	9	0-3	0-1	0-0	0-3-3	1	0	2	0	0	0
Florida*	1/5	24	5-8	0-0	5-9	2-5-7	2	1	2	1	0	15
at Auburn*	1/9	12	1-3	0-0	0-1	0-1-1	4	0	1	0	1	2
at Kentucky*	1/12	19	1-4	1-2	0-0	2-4-6	4	1	2	1	0	3
Arkansas*	1/16	9	0-1	0-0	0-0	0-3-3	4	0	2	0	0	0
at LSU*	1/19	13	0-0	0-0	0-0	0-7-7	2	1	0	0	3	0
Mississippi State*	1/23					DNP						
Kentucky*	1/26	2	0-0	0-0	0-0	0-0-0	2	0	0	0	0	0
at Oklahoma	1/30	6	0-2	0-1	0-0	0-0-0	2	0	0	0	0	0
LSU*	2/3	3	0-1	0-0	0-0	0-0-0	0	0	0	0	0	0
at Missouri*	2/6	13	1-5	0-3	0-3	1-5-6	2	0	0	1	0	2
at South Carolina*	2/9	18	1-4	0-0	4-4	1-3-4	3	0	3	1	1	6
Georgia*	2/13	16	1-3	0-1	3-3	0-1-1	3	1	2	1	0	5
Vanderbilt*	2/20	7	1-2	0-1	0-0	0-0-0	2	0	0	0	0	2
at Arkansas*	2/24	1	0-0	0-0	0-0	0-0-0	2	0	0	0	0	0
at Mississippi State*	2/27	14	2-4	1-2	4-4	3-3-6	2	0	1	1	1	9

* indicates Southeastern Conference opponent

SEASON	TEAM	GP-GS	MIN/AVG	Field Goals		3-Point		F-Throws		Rebounds				Scoring						
				FG-FGA	FG%	3FG-FGA	3FG%	FT-FTA	FT%	OFF	DEF	TOT	AVG	PF-FO	AST	TO	BLK	STL	PTS	AVG
2020-21	Bama	23-1	284/12.3	23-71	.324	5-24	.208	24-36	.667	19	54	73	3.2	53-0	9	24	6	12	75	3.3
TOTAL		23-1	284/12.3	23-71	.324	5-24	.208	24-36	.667	19	54	73	3.2	53-0	9	24	6	12	75	3.3

2020-21 CUME STATS



2020-21 Alabama Men's Basketball
Combined Team Statistics
All games

Page 1/1
as of Feb 28, 2021

Game Records

Record	Overall	Home	Away	Neutral
ALL GAMES	19-6	11-1	6-3	2-2
CONFERENCE	14-2	8-0	6-2	0-0
NON-CONFERENCE	5-4	3-1	0-1	2-2

Score by Periods

Team	1st	2nd	OT	TOT
Alabama	936	1054	0	1990
Opponents	832	929	0	1761

Team Box Score

No.	Player	Total			3-Point		F-Throw		Rebounds				PF		DQ		A		TO		BLK		STL		PTS		AVG	
		GP-GS	MIN	AVG	FG-FGA	FG%	3FG-FGA	3FG%	FT-FTA	FT%	OFF	DEF	TOT	AVG	PF	DQ	A	TO	BLK	STL	PTS	AVG						
5	SHACKELFORD, Jaden	25-24	735:43	29.4	114-284	.401	42-133	.316	83-109	.761	24	75	99	4.0	39	1	52	35	2	20	353	14.1						
23	PETTY JR., John	24-23	751:48	31.3	107-242	.442	59-155	.381	35-46	.761	22	98	120	5.0	51	1	50	47	13	28	308	12.8						
13	QUINERLY, Jahvon	22-7	533:47	24.3	94-200	.470	38-84	.452	40-58	.690	10	31	41	1.9	47	1	64	55	1	16	266	12.1						
1	JONES, Herbert	25-25	667:05	26.7	92-205	.449	20-41	.488	71-95	.747	50	100	150	6.0	76	4	75	65	26	42	275	11.0						
11	PRIMO, Joshua	25-16	578:00	23.1	70-159	.440	38-93	.409	29-39	.744	25	58	83	3.3	45	0	23	39	6	17	207	8.3						
2	BRUNER, Jordan	16-16	343:12	21.5	41-90	.456	16-50	.320	19-27	.704	36	47	83	5.2	30	0	27	17	18	23	117	7.3						
3	REESE, Alex	25-9	394:15	15.8	51-145	.352	26-101	.257	11-14	.786	17	61	78	3.1	33	1	17	13	13	12	139	5.6						
14	ELLIS, Keon	24-2	390:08	16.3	39-83	.470	15-40	.375	25-32	.781	21	64	85	3.5	47	1	27	27	7	26	118	4.9						
33	ROJAS, James	23-1	283:55	12.3	23-71	.324	5-24	.208	24-36	.667	19	54	73	3.2	53	0	9	24	6	12	75	3.3						
4	GARY, Juwan	22-1	154:08	7.0	29-59	.492	1-9	.111	10-22	.455	16	31	47	2.1	25	0	3	11	8	10	69	3.1						
12	MILES, Darius	13-0	48:47	3.8	11-24	.458	6-16	.375	5-6	.833	2	9	11	0.8	7	0	2	13	1	1	33	2.5						
24	QUINERLY, Jaden	1-0	00:46	0.8	1-1	1.000	0-0	.000	0-0	.000	0	0	0	0.0	1	0	0	0	0	0	2	2.0						
22	AMBROSE-HYLTON, Keon	15-0	65:07	4.3	8-12	.667	0-0	.000	0-2	.000	3	10	13	0.9	9	0	2	3	1	1	16	1.1						
21	JOHNSON, Britton	9-0	12:01	1.3	2-5	.400	2-5	.400	0-0	.000	1	1	2	0.2	3	0	1	0	0	0	6	0.7						
30	WALL, Kendall	12-0	21:03	1.8	2-9	.222	0-2	.000	0-1	.000	2	5	7	0.6	6	0	1	3	1	2	4	0.3						
15	BARNES, Tyler	10-1	18:16	1.8	0-2	.000	0-2	.000	2-4	.500	1	7	8	0.8	1	0	1	0	0	1	2	0.2						
25	COTTRELL, Adam	1-0	01:04	1.1	0-0	.000	0-0	.000	0-0	.000	0	0	0	0.0	0	0	0	0	0	0	0	0.0						
10	HEARD, Delaney	2-0	02:20	1.2	0-1	.000	0-0	.000	0-0	.000	0	1	1	0.5	1	0	0	0	0	0	0	0.0						
Team											50	58	108					5										
Total		25	5001		684-1592	.430	268-755	.355	354-491	.721	299	710	1009	40.4	474	9	354	357	103	211	1990	79.6						
Opponents		25	5000		630-1549	.407	148-515	.287	353-511	.691	288	677	965	38.6	473	7	272	390	123	205	1761	70.4						

Team Statistics

	BAMA	OPP
Scoring	1990	1761
Points per game	79.6	70.4
Scoring margin	+9.2	-
Field goals-att	684-1592	630-1549
Field goal pct	.430	.407
3 point fg-att	268-755	148-515
3-point FG pct	.355	.287
3-pt FG made per game	10.7	5.9
Free throws-att	354-491	353-511
Free throw pct	.721	.691
F-Throws made per game	14.2	14.1
Rebounds	1009	965
Rebounds per game	40.4	38.6
Rebounding margin	+1.8	-
Assists	354	272
Assists per game	14.2	10.9
Turnovers	357	390
Turnovers per game	14.3	15.6
Turnover margin	+1.3	-
Assist/turnover ratio	1.0	0.7
Steals	211	205
Steals per game	8.4	8.2
Blocks	103	123
Blocks per game	4.1	4.9
Winning streak	1	-
Home win streak	9	-
Attendance	24630	25667
Home games-Avg/Game	12-2053	9-2852
Neutral site-Avg/Game	-	4-0

Team Results

Date	Opponent		Score	Att.
11/25/2020	Jacksonville St.	W	81-57	2025
11/30/2020	vs Stanford	L	64-82	0
12/01/2020	vs UNLV	W	86-74	0
12/02/2020	vs Providence	W	88-71	0
12/12/2020	vs Clemson	L	56-64	0
12/15/2020	Furman	W	83-80	2055
12/19/2020	Western Ky.	L	71-73	2055
12/22/2020	ETSU	W	85-69	2055
12/29/2020	Ole Miss	W	82-64	2055
01/02/2021	at Tennessee	W	71-63	4191
01/05/2021	Florida	W	86-71	2055
01/09/2021	at Auburn	W	94-90	1824
01/12/2021	at Kentucky	W	85-65	3075
01/16/2021	Arkansas	W	90-59	2055
01/19/2021	at LSU	W	105-75	2295
01/23/2021	Mississippi St.	W	81-73	2055
01/26/2021	Kentucky	W	70-59	2055
01/30/2021	at Oklahoma	L	61-66	2680
02/03/2021	LSU	W	78-60	2055
02/06/2021	at Missouri	L	65-68	3113
02/09/2021	at South Carolina	W	81-78	3089
02/13/2021	Georgia	W	115-82	2055
02/20/2021	Vanderbilt	W	82-78	2055
02/24/2021	at Arkansas	L	66-81	4400
02/27/2021	at Mississippi St.	W	64-59	1000



2020-21 SEC STATS



2020-21 Alabama Men's Basketball
Combined Team Statistics
In Conference games

Page 1/1
as of Feb 28, 2021

Game Records

Record	Overall	Home	Away	Neutral
ALL GAMES	14-2	8-0	6-2	0-0
CONFERENCE	14-2	8-0	6-2	0-0
NON-CONFERENCE	0-0	0-0	0-0	0-0

Score by Periods

Team	1st	2nd	OT	TOT
Alabama	628	687	0	1315
Opponents	516	609	0	1125

Team Box Score

No.	Player				Total		3-Point		F-Throw		Rebounds											
		GP-GS	MIN	AVG	FG-FGA	FG%	3FG-FGA	3FG%	FT-FTA	FT%	OFF	DEF	TOT	AVG	PF	DQ	A	TO	BLK	STL	PTS	AVG
5	SHACKELFORD, Jaden	16-15	473:47	29.6	76-184	.413	21-82	.256	54-68	.794	13	44	57	3.6	25	1	38	21	1	11	227	14.2
23	PETTY JR., John	16-15	499:36	31.2	77-161	.478	44-102	.431	17-20	.850	13	64	77	4.8	34	1	30	34	9	19	215	13.4
13	QUINERLY, Jahvon	13-0	317:30	24.4	60-129	.465	30-57	.526	22-34	.647	6	22	28	2.2	24	0	34	35	0	8	172	13.2
1	JONES, Herbert	16-16	396:23	24.8	54-123	.439	13-27	.481	41-55	.745	26	64	90	5.6	49	4	53	38	19	28	162	10.1
11	PRIMO, Joshua	16-14	383:20	24.0	49-111	.441	28-62	.452	23-26	.885	20	38	58	3.6	26	0	17	26	5	11	149	9.3
2	BRUNER, Jordan	8-8	168:11	21.0	23-52	.442	10-30	.333	6-12	.500	19	22	41	5.1	18	0	14	10	9	10	62	7.8
3	REESE, Alex	16-8	261:23	16.3	33-87	.379	16-58	.276	10-10	1.000	16	37	53	3.3	24	1	11	7	10	9	92	5.8
14	ELLIS, Keon	16-2	292:57	18.3	29-63	.460	13-31	.419	21-26	.808	18	53	71	4.4	38	1	22	22	6	22	92	5.8
4	GARY, Juwan	14-1	108:58	7.8	21-44	.477	1-7	.143	7-14	.500	13	24	37	2.6	21	0	3	10	7	9	50	3.6
12	MILES, Darius	9-0	37:19	4.1	9-18	.500	5-12	.417	5-6	.833	1	7	8	0.9	7	0	2	9	0	0	28	3.1
33	ROJAS, James	15-0	169:53	11.3	14-40	.350	2-10	.200	16-25	.640	10	37	47	3.1	37	0	5	16	6	7	46	3.1
22	AMBROSE-HYLTON, Keon	9-0	42:18	4.7	5-8	.625	0-0	.000	0-0	.000	1	8	9	1.0	7	0	2	2	1	1	10	1.1
21	JOHNSON, Britton	8-0	11:15	1.4	2-4	.500	2-4	.500	0-0	.000	1	1	2	0.3	3	0	1	0	0	0	6	0.8
15	BARNES, Tyler	8-1	16:38	2.1	0-2	.000	0-2	.000	2-4	.500	1	6	7	0.9	1	0	1	0	0	1	2	0.3
30	WALL, Kendall	9-0	17:20	1.9	1-6	.167	0-1	.000	0-1	.000	0	4	4	0.4	5	0	1	3	1	2	2	0.2
25	COTTRELL, Adam	1-0	01:04	1.1	0-0	.000	0-0	.000	0-0	.000	0	0	0	0.0	0	0	0	0	0	0	0	0.0
10	HEARD, Delaney	1-0	01:34	1.6	0-1	.000	0-0	.000	0-0	.000	0	1	1	1.0	1	0	0	0	0	0	0	0.0
Team											30	34	64									3
Total		16	3199		453-1033	.439	185-485	.381	224-301	.744	188	466	654	40.9	320	8	234	236	74	138	1315	82.2
Opponents		16	3200		397-1008	.394	75-300	.250	256-366	.699	197	427	624	39.0	294	3	166	247	97	136	1125	70.3

Team Statistics

	BAMA	OPP
Scoring	1315	1125
Points per game	82.2	70.3
Scoring margin	+11.9	-
Field goals-att	453-1033	397-1008
Field goal pct	.439	.394
3 point fg-att	185-485	75-300
3-point FG pct	.381	.250
3-pt FG made per game	11.6	4.7
Free throws-att	224-301	256-366
Free throw pct	.744	.699
F-Throws made per game	14.0	16.0
Rebounds	654	624
Rebounds per game	40.9	39.0
Rebounding margin	+1.9	-
Assists	234	166
Assists per game	14.6	10.4
Turnovers	236	247
Turnovers per game	14.8	15.4
Turnover margin	+0.7	-
Assist/turnover ratio	1.0	0.7
Steals	138	136
Steals per game	8.6	8.5
Blocks	74	97
Blocks per game	4.6	6.1
Winning streak	1	-
Home win streak	8	-
Attendance	16440	22987
Home games-Avg/Game	8-2055	8-2873
Neutral site-Avg/Game	-	0-0

Team Results

Date	Opponent		Score	Att.
12/29/2020	Ole Miss	W	82-64	2055
01/02/2021	at Tennessee	W	71-63	4191
01/05/2021	Florida	W	86-71	2055
01/09/2021	at Auburn	W	94-90	1824
01/12/2021	at Kentucky	W	85-65	3075
01/16/2021	Arkansas	W	90-59	2055
01/19/2021	at LSU	W	105-75	2295
01/23/2021	Mississippi St.	W	81-73	2055
01/26/2021	Kentucky	W	70-59	2055
02/03/2021	LSU	W	78-60	2055
02/06/2021	at Missouri	L	65-68	3113
02/09/2021	at South Carolina	W	81-78	3089
02/13/2021	Georgia	W	115-82	2055
02/20/2021	Vanderbilt	W	82-78	2055
02/24/2021	at Arkansas	L	66-81	4400
02/27/2021	at Mississippi St.	W	64-59	1000



2020-21 SEASON/CAREER STATS



2020-21 Alabama Men's Basketball
Season/Career Statistics
All games

Page 1/2
as of Feb 28, 2021

Summary

Player	Season Statistics										Career Statistics									
	GP-GS	MIN/G	FG%	3FG%	FT%	R/G	A/G	STL	BLK	PTS/G	GP-GS	MIN/G	FG%	3FG%	FT%	R/G	A/G	STL	BLK	PTS/G
AMBROSE-HYLTON, Keon	15-0	4.3	.667	.000	.000	0.9	0.1	1	1	1.1	15-0	4.3	.667	.000	.000	0.9	0.1	1	1	1.1
BARNES, Tyler	10-1	1.8	.000	.000	.500	0.8	0.1	1	0	0.2	25-1	1.4	.000	.000	.333	0.5	0.0	2	1	0.1
BRUNER, Jordan	16-16	21.5	.456	.320	.704	5.2	1.7	23	18	7.3	16-16	21.5	.456	.320	.704	5.2	1.7	23	18	7.3
COTTRELL, Adam	1-0	1.1	.000	.000	.000	0.0	0.0	0	0	0.0	5-0	0.8	.000	.000	.000	0.2	0.0	0	0	0.0
ELLIS, Keon	24-2	16.3	.470	.375	.781	3.5	1.1	26	7	4.9	24-2	16.3	.470	.375	.781	3.5	1.1	26	7	4.9
GARY, Juwan	22-1	7.0	.492	.111	.455	2.1	0.1	10	8	3.1	22-1	7.0	.492	.111	.455	2.1	0.1	10	8	3.1
HEARD, Delaney	2-0	1.2	.000	.000	.000	0.5	0.0	0	0	0.0	2-0	1.2	.000	.000	.000	0.5	0.0	0	0	0.0
JOHNSON, Britton	9-0	1.3	.400	.400	.000	0.2	0.1	0	0	0.7	20-0	1.1	.375	.375	.000	0.2	0.1	0	1	0.5
JONES, Herbert	25-25	26.7	.449	.488	.747	6.0	3.0	42	26	11.0	121-93	23.5	.441	.333	.602	4.7	2.1	152	87	7.0
MILES, Darius	13-0	3.8	.458	.375	.833	0.8	0.2	1	1	2.5	13-0	3.8	.458	.375	.833	0.8	0.2	1	1	2.5
PETTY JR. , John	24-23	31.3	.442	.381	.761	5.0	2.1	28	13	12.8	123-96	30.3	.426	.385	.706	4.4	2.0	95	56	11.7
PRIMO, Joshua	25-16	23.1	.440	.409	.744	3.3	0.9	17	6	8.3	25-16	23.1	.440	.409	.744	3.3	0.9	17	6	8.3
QUINERLY, Jaden	1-0	0.8	1.000	.000	.000	0.0	0.0	0	0	2.0	1-0	0.8	1.000	.000	.000	0.0	0.0	0	0	2.0
QUINERLY, Jahvon	22-7	24.3	.470	.452	.690	1.9	2.9	16	1	12.1	22-7	24.3	.470	.452	.690	1.9	2.9	16	1	12.1
REESE, Alex	25-9	15.8	.352	.257	.786	3.1	0.7	12	13	5.6	116-36	15.9	.384	.306	.728	3.3	0.6	50	62	6.2
ROJAS, James	23-1	12.3	.324	.208	.667	3.2	0.4	12	6	3.3	23-1	12.3	.324	.208	.667	3.2	0.4	12	6	3.3
SHACKELFORD, Jaden	25-24	29.4	.401	.316	.761	4.0	2.1	20	2	14.1	56-43	29.4	.408	.342	.765	4.3	1.7	37	8	14.6
WALL, Kendall	12-0	1.8	.222	.000	.000	0.6	0.1	2	1	0.3	12-0	1.8	.222	.000	.000	0.6	0.1	2	1	0.3

Scoring

Player	Season Statistics								Career Statistics							
	FG-FGA	FG%	3FG-3FGA	3FG%	FT-FTA	FT%	PTS	PTS/G	FG-FGA	FG%	3FG-3FGA	3FG%	FT-FTA	FT%	PTS	PTS/G
AMBROSE-HYLTON, Keon	8-12	.667	0-0	.000	0-2	.000	16	1.1	8-12	.667	0-0	.000	0-2	.000	16	1.1
BARNES, Tyler	0-2	.000	0-2	.000	2-4	.500	2	0.2	0-5	.000	0-3	.000	2-6	.333	2	0.1
BRUNER, Jordan	41-90	.456	16-50	.320	19-27	.704	117	7.3	41-90	.456	16-50	.320	19-27	.704	117	7.3
COTTRELL, Adam	0-0	.000	0-0	.000	0-0	.000	0	0.0	0-0	.000	0-0	.000	0-0	.000	0	0.0
ELLIS, Keon	39-83	.470	15-40	.375	25-32	.781	118	4.9	39-83	.470	15-40	.375	25-32	.781	118	4.9
GARY, Juwan	29-59	.492	1-9	.111	10-22	.455	69	3.1	29-59	.492	1-9	.111	10-22	.455	69	3.1
HEARD, Delaney	0-1	.000	0-0	.000	0-0	.000	0	0.0	0-1	.000	0-0	.000	0-0	.000	0	0.0
JOHNSON, Britton	2-5	.400	2-5	.400	0-0	.000	6	0.7	3-8	.375	3-8	.375	0-0	.000	9	0.5
JONES, Herbert	92-205	.449	20-41	.488	71-95	.747	275	11.0	303-687	.441	34-102	.333	212-352	.602	852	7.0
MILES, Darius	11-24	.458	6-16	.375	5-6	.833	33	2.5	11-24	.458	6-16	.375	5-6	.833	33	2.5
PETTY JR. , John	107-242	.442	59-155	.381	35-46	.761	308	12.8	487-1142	.426	293-761	.385	178-252	.706	1445	11.7
PRIMO, Joshua	70-159	.440	38-93	.409	29-39	.744	207	8.3	70-159	.440	38-93	.409	29-39	.744	207	8.3
QUINERLY, Jaden	1-1	1.000	0-0	.000	0-0	.000	2	2.0	1-1	1.000	0-0	.000	0-0	.000	2	2.0
QUINERLY, Jahvon	94-200	.470	38-84	.452	40-58	.690	266	12.1	94-200	.470	38-84	.452	40-58	.690	266	12.1
REESE, Alex	51-145	.352	26-101	.257	11-14	.786	139	5.6	248-645	.384	128-418	.306	91-125	.728	715	6.2
ROJAS, James	23-71	.324	5-24	.208	24-36	.667	75	3.3	23-71	.324	5-24	.208	24-36	.667	75	3.3
SHACKELFORD, Jaden	114-284	.401	42-133	.316	83-109	.761	353	14.1	262-642	.408	126-368	.342	169-221	.765	819	14.6
WALL, Kendall	2-9	.222	0-2	.000	0-1	.000	4	0.3	2-9	.222	0-2	.000	0-1	.000	4	0.3

2020-21 TEAM STATS



2020-21 Alabama Men's Basketball
Overall Team Statistics
All games

Page 1/1
as of Feb 28, 2021

Team Statistics

	BAMA	OPP
Scoring	1990	1761
Points per game	79.6	70.4
Scoring margin	+9.2	-
Field goals-att	684-1592	630-1549
Field goal pct	.430	.407
3 point fg-att	268-755	148-515
3-point FG pct	.355	.287
3-pt FG made per game	10.7	5.9
Free throws-att	354-491	353-511
Free throw pct	.721	.691
F-Throws made per game	14.2	14.1
Rebounds	1009	965
Rebounds per game	40.4	38.6
Rebounding margin	+1.8	-
Assists	354	272
Assists per game	14.2	10.9
Turnovers	357	390
Turnovers per game	14.3	15.6
Turnover margin	+1.3	-
Assist/turnover ratio	1.0	0.7
Steals	211	205
Steals per game	8.4	8.2
Blocks	103	123
Blocks per game	4.1	4.9
Winning streak	1	-
Home win streak	9	-
Attendance	24630	25667
Home games-Avg/Game	12-2053	9-2852
Neutral site-Avg/Game	-	4-0

Score by Periods

Team	1st	2nd	OT	TOT
Alabama	936	1054	0	1990
Opponents	832	929	0	1761



2020-21 POINTS-REBOUNDS-ASSISTS



2020-21 Alabama Men's Basketball
Points-rebounds-assists
All games

Opponent	Date	Score	W/L	1	2	3	4	5	10	11	12	13	14	15
				JONES,HERB	BRUNER,JOR	REESE,ALEX	GARY,JUWAN	SHACKELFOR	HEARD,DELA	PRIMO,JOSH	MILES,DARI	QUINERLY,J	ELLIS,KEON	BARNES,TYL
JSU	11/25/2020	81-57	W	12-12-0	4-3-1	0-1-0	0-0-0	18-12-2	DNP	5-3-1	2-2-0	18-1-3	0-2-2	DNP
vs Stan	11/30/2020	64-82	L	8-4-2	8-3-1	5-5-1	1-0-0	10-3-0	DNP	0-2-3	3-0-0	14-0-2	3-1-0	DNP
vs UNLV	12/01/2020	86-74	W	16-4-2	2-7-4	3-5-0	DNP	13-5-4	DNP	11-3-0	DNP	19-4-4	DNP	DNP
vs PROV	12/02/2020	88-71	W	11-8-5	7-7-0	6-2-0	0-1-0	15-6-1	DNP	15-3-1	0-0-0	10-1-3	2-1-0	0-0-0
vs Clem	12/12/2020	56-64	L	17-4-2	3-2-1	5-5-0	0-0-0	5-1-1	DNP	6-2-0	DNP	7-3-2	0-1-0	DNP
Furman	12/15/2020	83-80	W	18-12-4	9-6-2	6-0-1	10-3-0	13-4-1	DNP	5-2-1	DNP	3-0-3	2-0-1	DNP
WestKy	12/19/2020	71-73	L	16-4-0	14-6-0	0-0-0	2-1-0	12-4-1	DNP	8-4-0	DNP	9-1-3	1-1-0	DNP
ETSU	12/22/2020	85-69	W	8-6-2	8-8-4	7-2-2	6-4-0	26-4-2	0-0-0	3-3-0	0-1-0	14-2-9	7-3-1	0-1-0
OM	12/29/2020	82-64	W	3-3-2	5-5-0	10-4-2	0-0-0	9-7-4	DNP	6-6-1	2-0-0	24-5-0	5-4-3	0-1-1
at UT	01/02/2021	71-63	W	11-8-1	8-6-0	0-4-0	0-0-0	9-1-2	DNP	11-5-1	DNP	12-2-5	3-3-0	DNP
UF	01/05/2021	86-71	W	16-5-1	6-7-4	5-3-0	0-2-0	16-3-0	0-1-0	0-2-2	DNP	DNP	16-8-2	0-0-0
at AUB	01/09/2021	94-90	W	19-8-2	20-7-4	3-1-1	0-0-0	11-7-1	DNP	22-5-3	DNP	DNP	7-1-1	DNP
at UK	01/12/2021	85-65	W	8-1-2	8-2-2	8-2-1	4-5-0	18-2-6	DNP	12-2-1	0-0-0	DNP	0-6-0	1-1-0
Ark	01/16/2021	90-59	W	13-4-2	DNP	3-3-1	9-3-0	16-1-3	DNP	3-5-3	8-1-0	7-4-4	7-2-2	0-1-0
at LSU	01/19/2021	105-75	W	13-3-5	DNP	4-4-0	0-3-1	6-2-8	DNP	22-4-0	9-1-0	22-1-1	1-4-0	0-1-0
MSU	01/23/2021	81-73	W	17-5-7	DNP	11-4-1	2-0-1	12-4-3	DNP	16-3-0	DNP	4-3-5	3-4-2	DNP
UK	01/26/2021	70-59	W	13-9-8	DNP	3-4-0	6-3-0	21-5-1	DNP	10-2-1	DNP	5-2-1	2-2-0	DNP
at OU	01/30/2021	61-66	L	7-6-5	DNP	15-5-2	0-1-0	14-3-2	DNP	5-3-0	DNP	0-1-1	11-5-1	DNP
LSU	02/03/2021	78-60	W	4-8-1	DNP	13-4-1	12-7-0	19-3-2	DNP	2-5-1	2-2-2	10-3-3	10-7-0	0-0-0
at Mizzou	02/06/2021	65-68	L	7-5-1	DNP	3-2-0	3-4-1	15-4-1	DNP	0-5-1	0-0-0	12-1-1	12-5-0	DNP
at USC	02/09/2021	81-78	W	3-5-7	DNP	9-4-1	2-1-0	10-4-1	DNP	12-3-2	0-0-0	13-1-1	6-3-3	DNP
UGa	02/13/2021	115-82	W	21-5-4	DNP	7-5-1	DNP	18-3-4	DNP	19-4-0	7-4-0	16-1-4	8-4-3	1-2-0
Vandy	02/20/2021	82-78	W	8-3-4	1-6-1	10-3-2	DNP	27-4-2	DNP	5-2-0	DNP	15-1-3	8-9-3	0-1-0
at Ark	02/24/2021	66-81	L	4-4-4	14-6-1	0-2-0	9-9-0	5-1-0	DNP	7-3-1	0-0-0	13-3-4	2-5-2	DNP
at MSU	02/27/2021	64-59	W	2-14-2	0-2-2	3-4-0	3-0-0	15-6-0	DNP	2-2-0	DNP	19-1-2	2-4-1	DNP

Opponent	Date	Score	W/L	21	22	23	24	25	30	33
				JOHNSON,BR	AMBROSE-HY	PETTY JR.	QUINERLY,J	COTTRELL,A	WALL,KENDA	ROJAS,JAME
JSU	11/25/2020	81-57	W	DNP	0-1-0	14-6-1	DNP	DNP	DNP	8-7-1
vs Stan	11/30/2020	64-82	L	DNP	0-1-0	7-6-0	DNP	DNP	2-2-0	3-3-1
vs UNLV	12/01/2020	86-74	W	DNP	DNP	22-4-6	DNP	DNP	DNP	0-3-1
vs PROV	12/02/2020	88-71	W	DNP	2-1-0	16-5-2	DNP	DNP	0-0-0	4-3-0
vs Clem	12/12/2020	56-64	L	DNP	0-0-0	10-4-1	DNP	DNP	DNP	3-2-1
Furman	12/15/2020	83-80	W	DNP	DNP	6-6-6	DNP	DNP	DNP	11-7-0
WestKy	12/19/2020	71-73	L	DNP	DNP	9-7-3	DNP	DNP	DNP	0-1-0
ETSU	12/22/2020	85-69	W	0-0-0	4-0-0	DNP	2-0-0	DNP	0-1-0	DNP
OM	12/29/2020	82-64	W	3-0-0	0-0-0	13-6-1	DNP	DNP	0-0-0	2-3-1
at UT	01/02/2021	71-63	W	DNP	DNP	17-6-2	DNP	DNP	0-1-0	0-3-0
UF	01/05/2021	86-71	W	0-0-0	0-0-0	12-2-2	DNP	DNP	0-0-0	15-7-1
at AUB	01/09/2021	94-90	W	DNP	DNP	10-8-2	DNP	DNP	DNP	2-1-0
at UK	01/12/2021	85-65	W	0-0-0	0-0-0	23-5-2	DNP	DNP	0-0-0	3-6-1
Ark	01/16/2021	90-59	W	3-0-1	4-4-0	17-4-1	DNP	DNP	0-0-1	0-3-0
at LSU	01/19/2021	105-75	W	0-1-0	2-1-2	24-4-2	DNP	DNP	2-3-0	0-7-1
MSU	01/23/2021	81-73	W	DNP	4-3-0	12-3-2	DNP	DNP	DNP	DNP
UK	01/26/2021	70-59	W	DNP	0-0-0	10-4-3	DNP	DNP	DNP	0-0-0
at OU	01/30/2021	61-66	L	DNP	0-1-0	9-5-1	DNP	DNP	DNP	0-0-0
LSU	02/03/2021	78-60	W	0-0-0	0-0-0	6-7-5	DNP	0-0-0	0-0-0	0-0-0
at Mizzou	02/06/2021	65-68	L	DNP	DNP	11-6-1	DNP	DNP	DNP	2-6-0
at USC	02/09/2021	81-78	W	DNP	DNP	20-8-1	DNP	DNP	DNP	6-4-0
UGa	02/13/2021	115-82	W	0-1-0	0-1-0	13-2-2	DNP	DNP	0-0-0	5-1-1
Vandy	02/20/2021	82-78	W	0-0-0	DNP	6-5-0	DNP	DNP	0-0-0	2-0-0
at Ark	02/24/2021	66-81	L	DNP	DNP	12-2-2	DNP	DNP	DNP	0-0-0
at MSU	02/27/2021	64-59	W	DNP	DNP	9-5-2	DNP	DNP	DNP	9-6-0

2020-21 TEAM GAME-BY-GAME



2020-21 Alabama Men's Basketball
Team Game-by-Game
All games

Page 1/1
as of Feb 28, 2021

Opponent	Date	Score	W	Total		3-Pointers		Free throws		Rebounds				PF	A	TO	BLK	STL	PTS	AVG
				FG-FGA	PCT	3FG-FGA	PCT	FT-FTA	PCT	OFF	DEF	TOT	AVG							
Jacksonville St.	11/25/2020	81-57	W	30-77	.390	7-31	.226	14-20	.700	20	35	55	55.0	17	11	10	4	8	81	81.0
vs Stanford	11/30/2020	64-82	L	24-67	.358	7-29	.241	9-15	.600	7	24	31	43.0	20	10	15	5	10	64	72.5
vs UNLV	12/01/2020	86-74	W	29-60	.483	15-40	.375	13-19	.684	5	31	36	40.7	10	21	11	4	4	86	77.0
vs Providence	12/02/2020	88-71	W	29-62	.468	12-29	.414	18-23	.783	18	30	48	42.5	23	12	13	0	5	88	79.8
vs Clemson	12/12/2020	56-64	L	17-56	.304	3-22	.136	19-22	.864	8	20	28	39.6	17	8	15	1	17	56	75.0
Furman	12/15/2020	83-80	W	30-67	.448	10-31	.323	13-25	.520	21	28	49	41.2	14	19	10	4	5	83	76.3
Western Ky.	12/19/2020	71-73	L	22-56	.393	7-26	.269	20-26	.769	13	22	35	40.3	16	7	19	3	8	71	75.6
ETSU	12/22/2020	85-69	W	29-60	.483	12-34	.353	15-26	.577	13	26	39	40.1	20	20	12	5	9	85	76.8
Ole Miss	12/29/2020	82-64	W	28-65	.431	12-37	.324	14-24	.583	14	32	46	40.8	27	15	15	5	6	82	77.3
at Tennessee	01/02/2021	71-63	W	26-62	.419	10-20	.500	9-17	.529	13	30	43	41.0	18	11	12	5	4	71	76.7
Florida	01/05/2021	86-71	W	31-67	.463	8-20	.400	16-21	.762	15	29	44	41.3	18	12	13	6	10	86	77.5
at Auburn	01/09/2021	94-90	W	30-73	.411	10-32	.313	24-29	.828	15	27	42	41.3	25	14	17	5	15	94	78.9
at Kentucky	01/12/2021	85-65	W	31-68	.456	14-30	.467	9-13	.692	13	23	36	40.9	23	15	11	3	9	85	79.4
Arkansas	01/16/2021	90-59	W	31-64	.484	15-36	.417	13-17	.765	9	34	43	41.1	16	18	14	4	12	90	80.1
at LSU	01/19/2021	105-75	W	38-68	.559	23-43	.535	6-9	.667	9	34	43	41.2	19	20	16	4	7	105	81.8
Mississippi St.	01/23/2021	81-73	W	28-61	.459	14-34	.412	11-13	.846	8	24	32	40.6	12	21	15	6	13	81	81.8
Kentucky	01/26/2021	70-59	W	20-51	.392	6-20	.300	24-28	.857	6	28	34	40.2	15	14	14	5	6	70	81.1
at Oklahoma	01/30/2021	61-66	L	21-54	.389	10-28	.357	9-14	.643	6	28	34	39.9	17	12	16	3	7	61	79.9
LSU	02/03/2021	78-60	W	33-69	.478	6-24	.250	6-6	1.000	10	41	51	40.5	18	15	17	5	9	78	79.8
at Missouri	02/06/2021	65-68	L	22-66	.333	9-25	.360	12-21	.571	13	30	43	40.6	17	6	13	2	11	65	79.1
at South Carolina	02/09/2021	81-78	W	26-68	.382	12-34	.353	17-20	.850	18	23	41	40.6	19	16	22	8	8	81	79.2
Georgia	02/13/2021	115-82	W	36-56	.643	18-30	.600	25-30	.833	5	31	36	40.4	25	19	18	5	5	115	80.8
Vanderbilt	02/20/2021	82-78	W	26-61	.426	10-39	.256	20-28	.714	10	27	37	40.3	19	15	9	5	8	82	80.9
at Arkansas	02/24/2021	66-81	L	26-69	.377	11-33	.333	3-8	.375	13	25	38	40.2	32	14	16	3	4	66	80.3
at Mississippi St.	02/27/2021	64-59	W	21-65	.323	7-28	.250	15-17	.882	17	28	45	40.4	17	9	14	3	11	64	79.6
Total		1990		684-1592	.430	268-755	.355	354-491	.721	299	710	1009	40.4	474	354	357	103	211	1990	79.6
Opponents		1761		630-1549	.407	148-515	.287	353-511	.691	288	677	965	38.6	473	272	390	123	205	1761	70.4

Alabama Averages

Games Played	Points/game	FG Pct	3FG Pct	FT Pct	Rebounds/game	Assists/game	Turnovers/game	Assist/Turnover ratio	Steals/game	Blocks/game
25	79.6	43.0	35.5	72.1	40.4	14.2	14.3	1.0	8.4	4.1

2020-21 OPPONENT GAME-BY-GAME



2020-21 Alabama Men's Basketball
Opponents Game-by-Game
All games

Page 1/1
as of Feb 28, 2021

Opponent	Date	Score	Total		3-Pointers		Free throws		Rebounds				PF	A	TO	BLK	STL	PTS	AVG
			FG-FGA	PCT	3FG-FGA	PCT	FT-FTA	PCT	OFF	DEF	TOT	AVG							
Jacksonville St.	11/25/2020	81-57 W	19-69	.275	9-32	.281	10-17	.588	20	29	49	49.0	20	10	20	2	5	57	57.0
vs Stanford	11/30/2020	64-82 L	31-60	.517	8-15	.533	12-19	.632	8	39	47	48.0	18	15	22	5	8	82	69.5
vs UNLV	12/01/2020	86-74 W	29-69	.420	13-33	.394	3-4	.750	7	30	37	44.3	19	13	10	2	6	74	71.0
vs Providence	12/02/2020	88-71 W	23-55	.418	5-23	.217	20-27	.741	8	20	28	40.3	20	11	9	3	9	71	71.0
vs Clemson	12/12/2020	56-64 L	27-57	.474	5-19	.263	5-11	.455	12	31	43	40.8	17	13	21	7	8	64	69.6
Furman	12/15/2020	83-80 W	28-59	.475	13-36	.361	11-13	.846	5	23	28	38.7	21	16	10	1	8	80	71.3
Western Ky.	12/19/2020	71-73 L	27-60	.450	3-11	.273	16-21	.762	13	25	38	38.6	23	10	17	3	11	73	71.6
ETSU	12/22/2020	85-69 W	24-50	.480	9-25	.360	12-19	.632	5	24	29	37.4	25	9	20	2	5	69	71.3
Ole Miss	12/29/2020	82-64 W	22-65	.338	1-13	.077	19-35	.543	19	28	47	38.4	23	3	17	3	7	64	70.4
at Tennessee	01/02/2021	71-63 W	21-66	.318	4-21	.190	17-26	.654	18	28	46	39.2	16	7	9	7	3	63	69.7
Florida	01/05/2021	86-71 W	27-68	.397	9-20	.450	8-14	.571	15	24	39	39.2	19	14	14	4	9	71	69.8
at Auburn	01/09/2021	94-90 W	29-62	.468	8-27	.296	24-28	.857	8	31	39	39.2	22	17	20	10	9	90	71.5
at Kentucky	01/12/2021	85-65 W	21-61	.344	4-18	.222	19-24	.792	18	26	44	39.5	18	7	19	9	5	65	71.0
Arkansas	01/16/2021	90-59 W	21-63	.333	4-17	.235	13-18	.722	10	26	36	39.3	15	8	18	5	9	59	70.1
at LSU	01/19/2021	105-75 W	28-74	.378	5-26	.192	14-22	.636	17	23	40	39.3	9	10	12	4	11	75	70.5
Mississippi St.	01/23/2021	81-73 W	27-61	.443	4-14	.286	15-17	.882	11	25	36	39.1	12	7	16	5	13	73	70.6
Kentucky	01/26/2021	70-59 W	19-54	.352	6-14	.429	15-17	.882	7	27	34	38.8	25	11	17	5	9	59	69.9
at Oklahoma	01/30/2021	61-66 L	25-62	.403	8-21	.381	8-14	.571	13	29	42	39.0	16	9	14	1	9	66	69.7
LSU	02/03/2021	78-60 W	20-65	.308	4-17	.235	16-22	.727	9	26	35	38.8	13	8	13	6	14	60	69.2
at Missouri	02/06/2021	65-68 L	28-62	.452	3-20	.150	9-14	.643	9	36	45	39.1	18	11	16	9	11	68	69.2
at South Carolina	02/09/2021	81-78 W	32-72	.444	6-25	.240	8-14	.571	15	24	39	39.1	22	15	19	7	12	78	69.6
Georgia	02/13/2021	115-82 W	28-65	.431	2-19	.105	24-31	.774	12	17	29	38.6	25	12	13	4	10	82	70.1
Vanderbilt	02/20/2021	82-78 W	25-57	.439	10-23	.435	18-24	.750	9	27	36	38.5	22	11	15	1	5	78	70.5
at Arkansas	02/24/2021	66-81 L	25-54	.463	4-14	.286	27-43	.628	9	30	39	38.5	18	15	13	11	4	81	70.9
at Mississippi St.	02/27/2021	64-59 W	24-59	.407	1-12	.083	10-17	.588	11	29	40	38.6	17	10	16	7	5	59	70.4
Total		1761	630-1549	.407	148-515	.287	353-511	.691	288	677	965	38.6	473	272	390	123	205	1761	70.4
Alabama		1990	684-1592	.430	268-755	.355	354-491	.721	299	710	1009	40.4	474	354	357	103	211	1990	79.6

Opponents Averages

Games Played	Points/game	FG Pct	3FG Pct	FT Pct	Rebounds/game	Assists/game	Turnovers/game	Assist/Turnover ratio	Steals/game	Blocks/game
25	70.4	40.7	28.7	69.1	38.6	10.9	15.6	0.7	8.2	4.9

2020-21 TEAM HIGHS/LOWS



2020-21 Alabama Men's Basketball
Team High/Low Analysis
All games

Page 1/4
as of Feb 28, 2021

Alabama - Game Highs

POINTS	115		Georgia (02/13/2021)
	105		at LSU (01/19/2021)
	94		at Auburn (01/09/2021)
	90		Arkansas (01/16/2021)
	88		vs Providence (N) (12/02/2020)
FIELD GOALS MADE	38		at LSU (01/19/2021)
	36		Georgia (02/13/2021)
FIELD GOAL ATTEMPTS	77		Jacksonville St. (11/25/2020)
	73		at Auburn (01/09/2021)
FIELD GOAL PERCENTAGE	.643	(36-56)	Georgia (02/13/2021)
	.559	(38-68)	at LSU (01/19/2021)
3 PT FG MADE	23		at LSU (01/19/2021)
	18		Georgia (02/13/2021)
3 PT FG ATTEMPTS	43		at LSU (01/19/2021)
	40		vs UNLV (N) (12/01/2020)
3 PT FG PERCENTAGE	.600	(18-30)	Georgia (02/13/2021)
	.535	(23-43)	at LSU (01/19/2021)
FREE THROWS MADE	25		Georgia (02/13/2021)
	24		Kentucky (01/26/2021)
	24		at Auburn (01/09/2021)
FREE THROW ATTEMPTS	30		Georgia (02/13/2021)
	29		at Auburn (01/09/2021)
FREE THROW PERCENTAGE	1.000	(6-6)	LSU (02/03/2021)
	.882	(15-17)	at Mississippi St. (02/27/2021)
REBOUNDS	55		Jacksonville St. (11/25/2020)
	51		LSU (02/03/2021)
ASSISTS	21		Mississippi St. (01/23/2021)
	21		vs UNLV (N) (12/01/2020)
STEALS	17		vs Clemson (N) (12/12/2020)
	15		at Auburn (01/09/2021)
BLOCKED SHOTS	8		at South Carolina (02/09/2021)
	6		Mississippi St. (01/23/2021)
	6		Florida (01/05/2021)
TURNOVERS	22		at South Carolina (02/09/2021)
	19		Western Ky. (12/19/2020)
FOULS	32		at Arkansas (02/24/2021)
	27		Ole Miss (12/29/2020)

2020-21 TEAM HIGHS/LOWS



2020-21 Alabama Men's Basketball
Team High/Low Analysis
All games

Page 2/4
as of Feb 28, 2021

Opponent - Game Highs

POINTS	90		at Auburn (01/09/2021)
	82		Georgia (02/13/2021)
	82		vs Stanford (N) (11/30/2020)
	81		at Arkansas (02/24/2021)
	80		Furman (12/15/2020)
FIELD GOALS MADE	32		at South Carolina (02/09/2021)
	31		vs Stanford (N) (11/30/2020)
FIELD GOAL ATTEMPTS	74		at LSU (01/19/2021)
	72		at South Carolina (02/09/2021)
FIELD GOAL PERCENTAGE	.517	(31-60)	vs Stanford (N) (11/30/2020)
	.480	(24-50)	ETSU (12/22/2020)
3 PT FG MADE	13		Furman (12/15/2020)
	13		vs UNLV (N) (12/01/2020)
3 PT FG ATTEMPTS	36		Furman (12/15/2020)
	33		vs UNLV (N) (12/01/2020)
3 PT FG PERCENTAGE	.533	(8-15)	vs Stanford (N) (11/30/2020)
	.450	(9-20)	Florida (01/05/2021)
FREE THROWS MADE	27		at Arkansas (02/24/2021)
	24		Georgia (02/13/2021)
	24		at Auburn (01/09/2021)
FREE THROW ATTEMPTS	43		at Arkansas (02/24/2021)
	35		Ole Miss (12/29/2020)
FREE THROW PERCENTAGE	.882	(15-17)	Kentucky (01/26/2021)
	.882	(15-17)	Mississippi St. (01/23/2021)
REBOUNDS	49		Jacksonville St. (11/25/2020)
	47		Ole Miss (12/29/2020)
	47		vs Stanford (N) (11/30/2020)
ASSISTS	17		at Auburn (01/09/2021)
	16		Furman (12/15/2020)
STEALS	14		LSU (02/03/2021)
	13		Mississippi St. (01/23/2021)
BLOCKED SHOTS	11		at Arkansas (02/24/2021)
	10		at Auburn (01/09/2021)
TURNOVERS	22		vs Stanford (N) (11/30/2020)
	21		vs Clemson (N) (12/12/2020)
FOULS	25		Georgia (02/13/2021)
	25		Kentucky (01/26/2021)
	25		ETSU (12/22/2020)

2020-21 TEAM HIGHS/LOWS



2020-21 Alabama Men's Basketball
Team High/Low Analysis
All games

Alabama - Game Lows

POINTS	56		vs Clemson (N) (12/12/2020)
	61		at Oklahoma (01/30/2021)
	64		at Mississippi St. (02/27/2021)
	64		vs Stanford (N) (11/30/2020)
	65		at Missouri (02/06/2021)
FIELD GOALS MADE	17		vs Clemson (N) (12/12/2020)
	20		Kentucky (01/26/2021)
FIELD GOAL ATTEMPTS	51		Kentucky (01/26/2021)
	54		at Oklahoma (01/30/2021)
FIELD GOAL PERCENTAGE	.304	(17-56)	vs Clemson (N) (12/12/2020)
	.323	(21-65)	at Mississippi St. (02/27/2021)
3 PT FG MADE	3		vs Clemson (N) (12/12/2020)
	6		LSU (02/03/2021)
	6		Kentucky (01/26/2021)
3 PT FG ATTEMPTS	20		Kentucky (01/26/2021)
	20		Florida (01/05/2021)
	20		at Tennessee (01/02/2021)
3 PT FG PERCENTAGE	.136	(3-22)	vs Clemson (N) (12/12/2020)
	.226	(7-31)	Jacksonville St. (11/25/2020)
FREE THROWS MADE	3		at Arkansas (02/24/2021)
	6		LSU (02/03/2021)
	6		at LSU (01/19/2021)
FREE THROW ATTEMPTS	6		LSU (02/03/2021)
	8		at Arkansas (02/24/2021)
FREE THROW PERCENTAGE	.375	(3-8)	at Arkansas (02/24/2021)
	.520	(13-25)	Furman (12/15/2020)
REBOUNDS	28		vs Clemson (N) (12/12/2020)
	31		vs Stanford (N) (11/30/2020)
ASSISTS	6		at Missouri (02/06/2021)
	7		Western Ky. (12/19/2020)
STEALS	4		at Arkansas (02/24/2021)
	4		at Tennessee (01/02/2021)
	4		vs UNLV (N) (12/01/2020)
BLOCKED SHOTS	0		vs Providence (N) (12/02/2020)
	1		vs Clemson (N) (12/12/2020)
TURNOVERS	9		Vanderbilt (02/20/2021)
	10		Furman (12/15/2020)
	10		Jacksonville St. (11/25/2020)
FOULS	10		vs UNLV (N) (12/01/2020)
	12		Mississippi St. (01/23/2021)

2020-21 TEAM HIGHS/LOWS



2020-21 Alabama Men's Basketball
Team High/Low Analysis
All games

Page 4/4
as of Feb 28, 2021

Opponent - Game Lows

POINTS	57		Jacksonville St. (11/25/2020)
	59		at Mississippi St. (02/27/2021)
	59		Kentucky (01/26/2021)
	59		Arkansas (01/16/2021)
	60		LSU (02/03/2021)
FIELD GOALS MADE	19		Kentucky (01/26/2021)
	19		Jacksonville St. (11/25/2020)
FIELD GOAL ATTEMPTS	50		ETSU (12/22/2020)
	54		at Arkansas (02/24/2021)
	54		Kentucky (01/26/2021)
FIELD GOAL PERCENTAGE	.275	(19-69)	Jacksonville St. (11/25/2020)
	.308	(20-65)	LSU (02/03/2021)
3 PT FG MADE	1		at Mississippi St. (02/27/2021)
	1		Ole Miss (12/29/2020)
3 PT FG ATTEMPTS	11		Western Ky. (12/19/2020)
	12		at Mississippi St. (02/27/2021)
3 PT FG PERCENTAGE	.077	(1-13)	Ole Miss (12/29/2020)
	.083	(1-12)	at Mississippi St. (02/27/2021)
FREE THROWS MADE	3		vs UNLV (N) (12/01/2020)
	5		vs Clemson (N) (12/12/2020)
FREE THROW ATTEMPTS	4		vs UNLV (N) (12/01/2020)
	11		vs Clemson (N) (12/12/2020)
FREE THROW PERCENTAGE	.455	(5-11)	vs Clemson (N) (12/12/2020)
	.543	(19-35)	Ole Miss (12/29/2020)
REBOUNDS	28		Furman (12/15/2020)
	28		vs Providence (N) (12/02/2020)
ASSISTS	3		Ole Miss (12/29/2020)
	7		Mississippi St. (01/23/2021)
	7		at Kentucky (01/12/2021)
	7		at Tennessee (01/02/2021)
STEALS	3		at Tennessee (01/02/2021)
	4		at Arkansas (02/24/2021)
BLOCKED SHOTS	1		Vanderbilt (02/20/2021)
	1		at Oklahoma (01/30/2021)
	1		Furman (12/15/2020)
TURNOVERS	9		at Tennessee (01/02/2021)
	9		vs Providence (N) (12/02/2020)
FOULS	10		at LSU (01/19/2021)
	12		Mississippi St. (01/23/2021)

2020-21 PLAYER HIGHS/LOWS



2020-21 Alabama Men's Basketball
Player Highs Analysis
All games

Alabama - Individual Game Highs

POINTS	27		Jaden Shackelford vs Vanderbilt (02/20/2021)
	26		Jaden Shackelford vs ETSU (12/22/2020)
	24		John Petty Jr. at LSU (01/19/2021)
	24		Jahvon Quinerly vs Ole Miss (12/29/2020)
	23		John Petty Jr. at Kentucky (01/12/2021)
FIELD GOALS MADE	10		Jaden Shackelford vs Vanderbilt (02/20/2021)
	9		John Petty Jr. at Kentucky (01/12/2021)
FIELD GOAL ATTEMPTS	21		Jaden Shackelford vs Vanderbilt (02/20/2021)
	17		Joshua Primo at Auburn (01/09/2021)
FIELD GOAL PERCENTAGE (min 5 made)	.857	(6-7)	John Petty Jr. at Tennessee (01/02/2021)
	.833	(5-6)	Keon Ellis vs Florida (01/05/2021)
3 PT FG MADE	8		John Petty Jr. at LSU (01/19/2021)
	8		Jaden Shackelford vs ETSU (12/22/2020)
3 PT FG ATTEMPTS	13		Jaden Shackelford vs ETSU (12/22/2020)
	10		John Petty Jr. at South Carolina (02/09/2021)
	10		Alex Reese at Oklahoma (01/30/2021)
	10		John Petty Jr. vs Mississippi St. (01/23/2021)
	10		John Petty Jr. at LSU (01/19/2021)
	10		John Petty Jr. vs UNLV (N) (12/01/2020)
3 PT FG PERCENTAGE (min 2 made)	1.000	(4-4)	Jahvon Quinerly vs Georgia (02/13/2021)
	1.000	(4-4)	John Petty Jr. at Tennessee (01/02/2021)
	1.000	(3-3)	Keon Ellis vs Florida (01/05/2021)
	1.000	(2-2)	Keon Ellis vs LSU (02/03/2021)
	1.000	(2-2)	Herbert Jones vs Furman (12/15/2020)
FREE THROWS MADE	11		Herbert Jones vs Clemson (N) (12/12/2020)
	10		Jaden Shackelford vs Kentucky (01/26/2021)
FREE THROW ATTEMPTS	12		Herbert Jones vs Clemson (N) (12/12/2020)
	10		Herbert Jones vs Kentucky (01/26/2021)
	10		Jaden Shackelford vs Kentucky (01/26/2021)
	10		Jahvon Quinerly vs Ole Miss (12/29/2020)
FREE THROW PERCENTAGE (min 3 made)	1.000	(10-10)	Jaden Shackelford vs Kentucky (01/26/2021)
	1.000	(8-8)	Joshua Primo at Auburn (01/09/2021)
	1.000	(6-6)	Jahvon Quinerly vs UNLV (N) (12/01/2020)
	1.000	(5-5)	Herbert Jones at Auburn (01/09/2021)
	1.000	(5-5)	Keon Ellis at Auburn (01/09/2021)
	1.000	(5-5)	John Petty Jr. vs Clemson (N) (12/12/2020)
	1.000	(5-5)	Jaden Shackelford vs Jacksonville St. (11/25/2020)
	1.000	(4-4)	James Rojas at Mississippi St. (02/27/2021)
	1.000	(4-4)	John Petty Jr. at Mississippi St. (02/27/2021)
	1.000	(4-4)	Joshua Primo vs Georgia (02/13/2021)
	1.000	(4-4)	Jaden Shackelford at South Carolina (02/09/2021)
	1.000	(4-4)	James Rojas at South Carolina (02/09/2021)
	1.000	(4-4)	Jaden Shackelford vs LSU (02/03/2021)
	1.000	(4-4)	Herbert Jones at LSU (01/19/2021)
	1.000	(4-4)	Jaden Shackelford vs Florida (01/05/2021)
	1.000	(4-4)	Jaden Shackelford vs Providence (N) (12/02/2020)
	1.000	(3-3)	James Rojas vs Georgia (02/13/2021)
	1.000	(3-3)	John Petty Jr. at South Carolina (02/09/2021)
	1.000	(3-3)	Joshua Primo at Kentucky (01/12/2021)
1.000	(3-3)	Keon Ellis vs Florida (01/05/2021)	
REBOUNDS	14		Herbert Jones at Mississippi St. (02/27/2021)
	12		Herbert Jones vs Furman (12/15/2020)
	12		Jaden Shackelford vs Jacksonville St. (11/25/2020)
	12		Herbert Jones vs Jacksonville St. (11/25/2020)



2020-21 PLAYER HIGHS/LOWS



2020-21 Alabama Men's Basketball
Player Highs Analysis
All games

Page 2/4
as of Feb 28, 2021

Alabama - Individual Game Highs

ASSISTS	9	Jahvon Quinerly vs ETSU (12/22/2020)
	8	Herbert Jones vs Kentucky (01/26/2021)
	8	Jaden Shackelford at LSU (01/19/2021)
STEALS	5	Herbert Jones at Auburn (01/09/2021)
	5	Jordan Bruner vs Clemson (N) (12/12/2020)
BLOCKED SHOTS	3	Herbert Jones vs Georgia (02/13/2021)
	3	Herbert Jones vs Mississippi St. (01/23/2021)
	3	James Rojas at LSU (01/19/2021)
	3	Juwan Gary vs Arkansas (01/16/2021)
	3	Alex Reese vs Florida (01/05/2021)
	3	Jordan Bruner at Tennessee (01/02/2021)
TURNOVERS	6	Jahvon Quinerly vs Western Ky. (12/19/2020)
	5	Herbert Jones at Arkansas (02/24/2021)
	5	Herbert Jones at Oklahoma (01/30/2021)
	5	Joshua Primo at Auburn (01/09/2021)
	5	Herbert Jones vs Providence (N) (12/02/2020)
	5	Herbert Jones vs Stanford (N) (11/30/2020)
FOULS	5	Jaden Shackelford at Arkansas (02/24/2021)
	5	Herbert Jones at Arkansas (02/24/2021)
	5	John Petty Jr. at Arkansas (02/24/2021)
	5	Herbert Jones vs Vanderbilt (02/20/2021)
	5	Herbert Jones at South Carolina (02/09/2021)
	5	Alex Reese at Kentucky (01/12/2021)
	5	Keon Ellis at Auburn (01/09/2021)
	5	Herbert Jones vs Ole Miss (12/29/2020)
	5	Jahvon Quinerly vs ETSU (12/22/2020)



2020-21 PLAYER HIGHS/LOWS



2020-21 Alabama Men's Basketball
Player Highs Analysis
All games

Page 3/4
as of Feb 28, 2021

Opponent - Individual Game Highs

POINTS	28		Moses Moody vs Arkansas (01/16/2021)
	27		D.J. Stewart Jr. vs Mississippi St. (01/23/2021)
	27		Charles Bassey vs Western Ky. (12/19/2020)
	27		Caleb Grill vs UNLV (N) (12/01/2020)
	26		Sharife Cooper at Auburn (01/09/2021)
FIELD GOALS MADE	11		Charles Bassey vs Western Ky. (12/19/2020)
	10		Moses Moody vs Arkansas (01/16/2021)
	10		Caleb Grill vs UNLV (N) (12/01/2020)
FIELD GOAL ATTEMPTS	25		Moses Moody vs Arkansas (01/16/2021)
	21		D.J. Stewart Jr. vs Mississippi St. (01/23/2021)
	21		Bryce Hamilton vs UNLV (N) (12/01/2020)
FIELD GOAL PERCENTAGE (min 5 made)	.786	(11-14)	Charles Bassey vs Western Ky. (12/19/2020)
	.778	(7-9)	Maxwell Evans vs Vanderbilt (02/20/2021)
3 PT FG MADE	7		Caleb Grill vs UNLV (N) (12/01/2020)
	6		Damari Monsanto vs ETSU (12/22/2020)
3 PT FG ATTEMPTS	13		AJ Lawson at South Carolina (02/09/2021)
	12		Caleb Grill vs UNLV (N) (12/01/2020)
3 PT FG PERCENTAGE (min 2 made)	.800	(4-5)	Maxwell Evans vs Vanderbilt (02/20/2021)
	.750	(3-4)	Umoja Gibson at Oklahoma (01/30/2021)
FREE THROWS MADE	16		Moses Moody at Arkansas (02/24/2021)
	12		Scotty Pippen Jr. vs Vanderbilt (02/20/2021)
FREE THROW ATTEMPTS	19		Moses Moody at Arkansas (02/24/2021)
	15		K.D. Johnson vs Georgia (02/13/2021)
FREE THROW PERCENTAGE (min 3 made)	1.000	(8-8)	Iverson Molinar vs Mississippi St. (01/23/2021)
	1.000	(8-8)	Cameron Thomas at LSU (01/19/2021)
	1.000	(7-7)	D.J. Stewart Jr. vs Mississippi St. (01/23/2021)
	1.000	(7-7)	David Duke vs Providence (N) (12/02/2020)
	1.000	(6-6)	Jordan Rawls vs Western Ky. (12/19/2020)
	1.000	(5-5)	Moses Moody vs Arkansas (01/16/2021)
	1.000	(4-4)	Sahvir Wheeler vs Georgia (02/13/2021)
	1.000	(4-4)	Javonte Smart vs LSU (02/03/2021)
	1.000	(4-4)	Cameron Thomas vs LSU (02/03/2021)
	1.000	(4-4)	Eric Gaines vs LSU (02/03/2021)
	1.000	(4-4)	Jalen Hill at Oklahoma (01/30/2021)
	1.000	(4-4)	Brandon Boston Jr. vs Kentucky (01/26/2021)
	1.000	(4-4)	Tyree Appleby vs Florida (01/05/2021)
	1.000	(4-4)	Jimmy Nichols, Jr. vs Providence (N) (12/02/2020)
	1.000	(4-4)	Max Murrell vs Stanford (N) (11/30/2020)
	1.000	(3-3)	Andrew Garcia vs Georgia (02/13/2021)
	1.000	(3-3)	Jaxon Etter vs Georgia (02/13/2021)
1.000	(3-3)	Jeremiah Tilmon at Missouri (02/06/2021)	
1.000	(3-3)	Xavier Pinson at Missouri (02/06/2021)	
1.000	(3-3)	Devin Askew at Kentucky (01/12/2021)	
REBOUNDS	15		Dylan Disu vs Vanderbilt (02/20/2021)
	13		Tolu Smith at Mississippi St. (02/27/2021)
	13		Toumani Camara vs Georgia (02/13/2021)
ASSISTS	9		Sharife Cooper at Auburn (01/09/2021)
	6		Tre Mann vs Florida (01/05/2021)
	6		Dayvion McKnight vs Western Ky. (12/19/2020)
	6		David Duke vs Providence (N) (12/02/2020)
STEALS	5		Mark Smith at Missouri (02/06/2021)
	4		K.D. Johnson vs Georgia (02/13/2021)
	4		Xavier Pinson at Missouri (02/06/2021)
	4		D.J. Stewart Jr. vs Mississippi St. (01/23/2021)



2020-21 PLAYER HIGHS/LOWS



2020-21 Alabama Men's Basketball
Player Highs Analysis
All games

Page 4/4
as of Feb 28, 2021

Opponent - Individual Game Highs


BLOCKED SHOTS	7	Isaiah Jackson at Kentucky (01/12/2021)
	5	Yves Pons at Tennessee (01/02/2021)
TURNOVERS	8	David Sloan vs ETSU (12/22/2020)
	6	Dru Smith at Missouri (02/06/2021)
	6	Jalen Tate vs Arkansas (01/16/2021)
	6	Aamir Simms vs Clemson (N) (12/12/2020)
	6	Ziaire Williams vs Stanford (N) (11/30/2020)
FOULS	5	Jalen Tate at Arkansas (02/24/2021)
	5	Sahvir Wheeler vs Georgia (02/13/2021)
	5	KJ Buffen vs Ole Miss (12/29/2020)
	5	Clay Mounce vs Furman (12/15/2020)
	5	Bryce Hamilton vs UNLV (N) (12/01/2020)
	5	Oscar da Silva vs Stanford (N) (11/30/2020)
	5	Darian Adams vs Jacksonville St. (11/25/2020)



1
6-8 • 210 • Sr. Guard/
Forward
HERBERT JONES
Greensboro, Ala.
(Hale County HS)



2
6-10 • 225 • Gr. Forward
JORDAN BRUNER
Columbia, S.C.
(Yale/Spring Valley HS)




3
6-9 • 230 • Sr. Forward
ALEX REESE
Pelham, Ala.
(Pelham HS)




4
6-6 • 218 • R-Fr. Forward
JUWAN GARY
Columbia, S.C.
(West Charlotte HS)



5
6-3 • 200 • So. Guard
JADEN SHACKELFORD
Hesperia, Calif.
(Hesperia HS)



10
6-3 • 198 • Fr. Guard
DELANEY HEARD
Canton, Ga.
(Oak Hill Academy)




11
6-6 • 190 • Fr. Guard
JOSHUA PRIMO
Toronto, Ontario
(Royal Crown Academic School)



12
6-6 • 185 • Fr. Forward
DARIUS MILES
Washington, D.C.
(Theodore Roosevelt HS)



13
6-1 • 175 • So. Guard
JAHVON QUINERLY
Hackensack, N.J.
(Villanova/Hudson Catholic HS)



14
6-6 • 170 • Jr. Guard
KEON ELLIS
Fort Myers, Fla.
(Florida SW State/Leesburg HS)



15
6-8 • 201 • Sr. Forward
TYLER BARNES
Louisville, Ky.
(St. Xavier HS)



21
6-4 • 183 • Jr. Guard
BRITTON JOHNSON
Mountain Brook, Ala.
(Mountain Brook HS)



22
6-8 • 210 • Fr. Forward
KEON AMBROSE-HYLTON
Toronto, Ontario
(Andrews Osborne Academy)



23
6-5 • 184 • Sr. Guard
JOHN PETTY JR.
Huntsville, Ala.
(Mae Jemison HS)



24
6-0 • 155 • Fr. Guard
JADEN QUINERLY
Hackensack, N.J.
(Ramsey HS)




25
6-3 • 200 • So. Guard
ADAM COTTRELL
Flowery Branch, Ga.
(Lakeview Academy)



30
6-5 • 192 • Gr. Forward
KENDALL WALL
Columbia, S.C.
(Francis Marion/Spring Valley HS)



33
6-8 • 220 • Jr. Forward
JAMES ROJAS
Jamestown, N.Y.
(Hutchinson CC/Jamestown HS)



34
6-0 • 180 • Fr. Guard
PAUL STRAMGALIA
Birmingham, Ala.
(Mountain Brook HS)



35
6-11 • 225 • Fr. Forward/
Center
ALEX TCHIKOU
Paris, France
(Dream City Christian)