



2023 AUBURN BASEBALL

AUBURN ATHLETICS COMMUNICATIONS: 392 SOUTH DONAHUE DRIVE || AUBURN, AL 36849 || AUBURNTIGERS.COM || @AUBURN_BASEBALL

2023 SCHEDULE

| Day | Date | Opponent | Time/Result |
|-----|---------|-----------------------|-------------|
| FRI | FEB. 17 | INDIANA | W, 8-4 |
| SAT | FEB. 18 | INDIANA | W, 6-1 |
| SUN | FEB. 19 | INDIANA | L, 2-11 |
| Tue | Feb. 21 | vs. North Alabama | W, 13-1 (7) |
| FRI | FEB. 24 | USC | W, 5-3 |
| SAT | FEB. 25 | USC | W, 12-6 |
| SUN | FEB. 26 | USC | T, 12-12 |
| WED | MAR. 1 | FLORIDA A&M | 6 PM |
| FRI | MAR. 3 | LIPSCOMB | 6 PM |
| SAT | MAR. 4 | LIPSCOMB | 4 PM |
| SUN | MAR. 5 | LIPSCOMB | 1 PM |
| TUE | MAR. 7 | UAB | 6 PM |
| Wed | Mar. 8 | at Jacksonville State | 6 pm |
| FRI | MAR. 10 | SOUTHEASTERN | 6 PM |
| SAT | MAR. 11 | SOUTHEASTERN | 2 PM |
| SUN | MAR. 12 | SOUTHEASTERN | 1 PM |
| TUE | MAR. 14 | GEORGIA TECH | 6 PM |
| Fri | Mar. 17 | at Arkansas* | 6:30 pm |
| Sat | Mar. 18 | at Arkansas* | 2 pm |
| Sun | Mar. 19 | at Arkansas* | 2 pm |
| Tue | Mar. 21 | vs. South Alabama | 6 pm |
| THU | MAR. 23 | GEORGIA* | 6 PM |
| FRI | MAR. 24 | GEORGIA* | 6 PM |
| SAT | MAR. 25 | GEORGIA* | 2 PM |
| TUE | MAR. 28 | NORTH ALABAMA | 6 PM |
| Fri | Mar. 31 | at Florida* | 5:30 pm |
| Sat | Apr. 1 | at Florida* | 5:30 pm |
| Sun | Apr. 2 | at Florida* | 12 pm |
| Tue | Apr. 4 | at UAB | 6 pm |
| THU | APR. 6 | TEXAS A&M* | 7 PM |
| FRI | APR. 7 | TEXAS A&M* | 6 PM |
| SAT | APR. 8 | TEXAS A&M* | 4 PM |
| Tue | Apr. 11 | at Georgia Tech | 5 pm |
| Fri | Apr. 14 | at Alabama* | TBA |
| Sat | Apr. 15 | at Alabama* | TBA |
| Sun | Apr. 16 | at Alabama* | TBA |
| TUE | APR. 18 | SAMFORD | 6 PM |
| FRI | APR. 21 | MISSISSIPPI STATE* | 6 PM |
| SAT | APR. 22 | MISSISSIPPI STATE* | 2 PM |
| SUN | APR. 23 | MISSISSIPPI STATE* | 1 PM |
| TUE | APR. 25 | TROY | 6 pm |
| Fri | Apr. 28 | at South Carolina* | 6 pm |
| Sat | Apr. 29 | at South Carolina* | 3 pm |
| Sun | Apr. 30 | at South Carolina* | 11 am |
| FRI | MAY 5 | LSU* | 6 PM |
| SAT | MAY 6 | LSU* | 8 PM |
| SUN | MAY 7 | LSU* | 1 PM |
| Tue | May 9 | at Samford | 6 pm |
| Thu | May 11 | at Ole Miss* | 7 pm |
| Fri | May 12 | at Ole Miss* | 6:30 pm |
| Sat | May 13 | at Ole Miss* | 2 pm |
| TUE | MAY 16 | JACKSONVILLE STATE | 6 PM |
| THU | MAY 18 | MISSOURI* | 6 PM |
| FRI | MAY 19 | MISSOURI* | 6 PM |
| SAT | MAY 20 | MISSOURI* | 2 PM |

| POSTSEASON | | |
|------------|----------------------|-----|
| May 23-28 | SEC Tournament | TBA |
| June 2-5 | NCAA Regionals | TBA |
| June 9-12 | NCAA Super Regionals | TBA |
| June 16-26 | College World Series | TBA |

Home games in **BOLD CAPS**

All home games at Plainsman Park | All times central

* SEC game

GAME 8

AUBURN, ALA. (Samford Stadium-Hitchcock Field at Plainsman Park)



#13 AUBURN TIGERS (5-1-1, 0-0 SEC)

Head Coach: Butch Thompson (Birmingham-Southern, 1992)

Career Record: 266-186-1 (9th season) | Record at Auburn: 227-165-1 (8th season)

VS.



FLORIDA A&M RATTLERS (2-6, 0-0 SWAC)

Head Coach: Jamey Shouppe (Florida State, 1985)

Career Record: 212-231 (10th season) | Record at FAMU: 212-231 (10th season)

» QUICK HITTERS

- Wednesday's game starts a stretch of nine games in 12 days for the Tigers.
- Auburn has won at least five of its first seven games in each of the last seven seasons under head coach Butch Thompson.
- The Tigers hit a league-best .381 and scored 42 runs on 53 hits in four games last week.
- Ike Irish was named the SEC Freshman of the Week for the second straight week.
- His .586 average and 17 hits lead the SEC and rank top five in the NCAA, and his 17 hits through seven games are the most by an Auburn player since at least 1993.
- Bryson Ware ranks second in the SEC to Irish and third in the NCAA with a .583 average. He also ranks top 25 in the NCAA in hits (14), OBP (.633), SLG (1.125) and total bases (27).
- Justin Kirby has homered five times in his first seven games, tied for the most homers by an Auburn player through seven games since at least 1993 (Joseph Sanders, 2009).
- All five of Kirby's hits so far this season are home runs.
- The Tigers are 4-0 all-time against Florida A&M with Wednesday marking the first meeting between the two teams since 2017.

PITCHING MATCHUP

AUBURN

FLORIDA A&M

TUE | TBA

vs. TBA

GAME INFO

Date: Wednesday, Mar. 1, 2023

Game Time: 6 p.m. CT

Site: Auburn, Ala. / Plainsman Park (4,096)

TV: SEC Network+

Talent: Lyn Rollins, Gregg Olson

Radio: 93.9/95.9 FM | AuburnTigers.com

Talent: Brad Law, Paul Ellen

Live Stats: StatBroadcast.com

Twitter Updates: @AuburnBaseball

Postgame Recap: AuburnTigers.com

Series History: Auburn leads, 4-0

Auburn: Auburn leads, 4-0

Tallahassee: Never met

Neutral: Never met

Last Meeting: Auburn 12, Florida A&M 8 (2/22/17)

Streak: W4

AUBURN

5-1-1, 0-0 SEC

Team Leaders

| | |
|------------------|--------------------------------|
| Batting Average: | FR DH Ike Irish (.586) |
| Runs: | GR OF Justin Kirby (9) |
| 2B: | Two tied (4) |
| HR: | GR OF Justin Kirby (5) |
| RBI: | GR OF Justin Kirby (11) |
| Stolen Bases: | SR C Nate LaRue (2-2) |

FLORIDA A&M

2-6, 0-0 SWAC

Team Leaders

| | |
|------------------|------------------------------------|
| Batting Average: | JR IF Joseph Pierini (.435) |
| Runs: | SR IF Jared Weber (8) |
| 2B: | JR IF Joseph Pierini (5) |
| HR: | SR IF Jared Weber (3) |
| RBI: | SR IF Jared Weber (8) |
| Stolen Bases: | R-50 IF Jalen Niles (2-2) |

POTENTIAL STARTING LINEUP

| Pos. | # | Player | AVG | AB | R | H | 2B | 3B | HR | RBI | SB-SBA | BB |
|------|----|-----------------|------|----|---|----|----|----|----|-----|--------|----|
| C | 24 | Nate LaRue | .111 | 18 | 2 | 2 | 0 | 0 | 0 | 1 | 2-2 | 4 |
| 1B | 26 | Cooper McMurray | .286 | 14 | 5 | 4 | 0 | 0 | 1 | 3 | 0-0 | 3 |
| 2B | 1 | Caden Green | .308 | 13 | 4 | 4 | 0 | 0 | 0 | 1 | 0-0 | 2 |
| 3B | 8 | Bryson Ware | .583 | 24 | 6 | 14 | 4 | 0 | 3 | 9 | 1-1 | 3 |
| SS | 7 | Cole Foster | .304 | 23 | 7 | 7 | 1 | 0 | 0 | 6 | 0-1 | 8 |
| LF | 27 | Bobby Peirce | .379 | 29 | 6 | 11 | 1 | 0 | 1 | 8 | 0-0 | 0 |
| CF | 5 | Kason Howell | .241 | 29 | 3 | 7 | 2 | 0 | 0 | 1 | 0-0 | 1 |
| RF | 14 | Justin Kirby | .200 | 25 | 9 | 5 | 0 | 0 | 5 | 11 | 0-0 | 7 |
| DH | 18 | Ike Irish | .586 | 29 | 8 | 17 | 4 | 1 | 0 | 6 | 1-1 | 4 |



AUBURN'S RECORD WHEN...

| | 2023 | Under Thompson |
|----------------|-------|----------------|
| Overall | 5-1-1 | 227-165-1 |
| SEC | 0-0 | 79-100 |
| Non-Conference | 5-1-1 | 127-48-1 |
| Postseason | 0-0 | 21-17 |
| Home | 4-1-1 | 150-73-1 |
| Away | 0-0 | 52-69 |
| Neutral | 1-0 | 21-20 |
| Current streak | T1 | T1 |
| Last 5 games | 3-1-1 | 3-1-1 |
| Last 10 games | -- | -- |

Situational:

| | | |
|---------------------------|-------|-----------|
| AU scores first | 3-0 | 149-54 |
| Opp. scores first | 2-1-1 | 78-111-1 |
| AU scores 4+ runs | 5-0-1 | 206-73-1 |
| AU scores 3 runs or less | 0-1 | 21-92 |
| AU leads after 7 innings | 4-0 | 184-16 |
| 8 innings | 4-0 | 206-14 |
| AU trails after 7 innings | 0-1 | 16-121 |
| 8 innings | 0-1 | 7-130 |
| Game tied after 7 innings | 0-0-1 | 21-24-1 |
| 8 innings | 0-0-1 | 6-15-1 |
| Extra Innings | 0-0 | 11-18 |
| 1-run games | 0-0 | 46-44 |
| 2-run games | 1-0 | 3-17 |
| 3-run games | 0-0 | 24-23 |
| Games decided by 5+ runs | 3-1 | 103-50 |
| vs. LH Starter | 2-0 | 68-51 |
| vs. RH Starter | 3-1-1 | 160-113-1 |
| More hits than opponent | 5-0 | 168-29 |
| Fewer hits than opponent | 0-1 | 37-125 |
| Hits are tied | 0-0-1 | 20-12-1 |
| AU has 10+ hits | 3-0-1 | 139-62-1 |
| Opp. has 10+ hits | 0-1-1 | 53-102-1 |
| Hit a home run | 4-1-1 | 148-71-1 |
| Opp. hits a home run | 2-1-1 | 101-108-1 |
| AU quality start | 0-0 | 68-22 |
| Opp. quality start | 0-0 | 26-59 |
| AU commits no errors | 2-1 | 102-42 |
| Opp. commits no error | 2-1 | 64-83 |

By Day:

| | | |
|--|-------|----------|
| Sunday | 0-1-1 | 35-31-1 |
| Monday | 0-0 | 3-2 |
| Tuesday | 1-0 | 46-18 |
| Wednesday | 0-0 | 18-7 |
| Thursday | 0-0 | 8-16 |
| Friday | 2-0 | 54-38 |
| Saturday | 2-0 | 59-50 |
| Day Games (first pitch before 6 p.m.) | 3-1-1 | 125-87-1 |
| Night Games (first pitch after 6 p.m.) | 2-0 | 102-78 |
| Doubleheaders | 0-0 | 26-16 |

By Month:

| | | |
|----------|-------|---------|
| February | 5-1-1 | 50-15-1 |
| March | 0-0 | 74-41 |
| April | 0-0 | 51-49 |
| May | 0-0 | 34-47 |
| June | 0-0 | 16-10 |

By Jersey:

| | | |
|-----------------|-------|---------|
| White | 1-0 | 58-33 |
| Blue | 2-0 | 45-33 |
| Orange | 0-0 | 49-35 |
| Gray | 0-0 | 28-38 |
| Pinstripes | 0-1-1 | 35-24-1 |
| Cream Throwback | 2-0 | 10-2 |

UNIVERSITY INFORMATION

| | |
|----------------------------|--|
| Location | Auburn, Ala. |
| Enrollment | 31,526 |
| Founded | October 1, 1856 |
| Nickname | Tigers |
| Colors | Burnt Orange and Navy Blue |
| President | Dr. Christopher B. Roberts |
| Athletics Director | John Cohen |
| Conference | Southeastern (SEC West) |
| Stadium / Capacity | Samford Stadium-Hitchcock Field at Plainsman Park / 4,096 |
| Ticket Office Phone | 855-282-2010 |

BASEBALL COACHING / SUPPORT STAFF

| | |
|---|--|
| Head Coach | Butch Thompson (Birmingham-Southern, 1992) |
| Record at Auburn / Seasons | 227-165-1 (.579) / 8th |
| Career Coaching Record / Seasons | 266-186-1 (.588) / 9th |
| Assistant Coach | Karl Nonemaker (Vanderbilt, 2002) |
| Assistant Coach | Gabe Gross (Auburn, 2012) |
| Pitching Coach | Daron Schoenrock (Tennessee Tech, 1984) |
| Director of Player Development | Aaron Everett (UT Martin, 2012) |
| Director of Operations | Greg Drye (Southern Miss, 1998) |
| Athletic Trainer | Anthony Sandersen (South Dakota State, 2004) |
| Strength & Conditioning | Chris Joyner (Minnesota State - Mankato, 2001) |

PROGRAM HISTORY

| | |
|--|--------------------------------------|
| Modern Era Program Record (since 1949) | 2,036-1,398-5 (.593) |
| College World Series Appearances / Last | 6 / 2022 |
| College World Series Record | 4-12 (.250) |
| NCAA Regional Appearances / Last | 23 / 2022 |
| NCAA Regional Record | 54-45 (.545) |
| NCAA Super Regional Appearances / Last | 4 / 2022 |
| NCAA Super Regional Record | 5-6 (.455) |
| Last Postseason Opponent | Arkansas / 2022 College World Series |
| Result | Lost, 11-1 |

POSTSEASON HISTORY

College World Series Appearances: 6 (1967, 1976, 1994, 1997, 2019, 2022)

Super Regional Appearances: 4 (1999, 2018, 2019, 2022)

NCAA Regional Appearances: 23 (1963, 1967, 1976, 1978, 1987, 1989, 1993-95, 1997-2003, 2005, 2010, 2015, 2017, 2018, 2019, 2022)

NCAA Regional Titles: 8 (1967, 1976, 1994, 1997, 1999, 2018, 2019, 2022)

MEDIA RELATIONS

Baseball Contact: George Nunnelley, Asst. Director - Athletics Comm.

Cell: 502-609-9982

Email: gnnunnelley@auburn.edu

Twitter: @gnunnelley

Associate AD: Kirk Sampson

2023 AUBURN BASEBALL ROSTER

| No. | Name | Pos. | Cl. | B/T | Ht. | Wt. | Exp. | Hometown (Previous School) |
|-----|----------------------|--------|-------|-----|------|-----|------|--|
| 1 | Caden Green | IF | Jr. | R/R | 5-11 | 164 | JC | Tulsa, Okla. (Seminole State) |
| 2 | Josh Hall | OF | Gr. | L/R | 5-9 | 174 | 2L | Homewood, Ala. (Ole Miss) |
| 3 | Chris Stanfield | OF | Fr. | R/R | 6-1 | 189 | FR | Tallahassee, Fla. (Chiles) |
| 4 | Carter Wright | C | Jr. | R/R | 6-0 | 195 | JC | Blairsville, Ga. (Iowa Western) |
| 5 | Kason Howell | OF | 5th | R/R | 6-0 | 178 | 4L | Argyle, Texas (Liberty Christian) |
| 6 | Ryan Dyal | C | R-Jr. | L/R | 5-10 | 197 | 2L | Senoia, Ga. (East Coweta) |
| 7 | Cole Foster | IF | Jr. | S/R | 6-1 | 193 | 2L | Plano, Texas (Plano Senior) |
| 8 | Bryson Ware | IF/OF | Sr. | R/R | 6-2 | 193 | 2L | Madison, Miss. (Pearl River) |
| 9 | Brody Moss | IF | So. | L/R | 5-11 | 183 | 1L | Helena, Ala. (Helena) |
| 10 | Brody Wortham | IF | Gr. | R/R | 6-1 | 187 | TR | Wedowee, Ala. (West Georgia) |
| 11 | Gavin Miller | IF | Fr. | R/R | 5-11 | 192 | HS | Oakdale, Pa. (West Allegheny) |
| 12 | Drew Nelson | LHP/OF | Fr. | L/L | 5-11 | 198 | HS | Troy, Ala. (Pike Liberal Arts) |
| 14 | Justin Kirby | OF | Gr. | R/R | 5-11 | 203 | TR | Alpharetta, Ga. (Kent State) |
| 16 | Cam Hill | IF | Jr. | L/L | 6-4 | 219 | 2L | Madison, Ala. (Bob Jones) |
| 17 | Trevor Horne | RHP | R-Fr. | L/R | 6-3 | 203 | RS | Phenix City, Ala. (Glenwood Academy) |
| 18 | Ike Irish | C | Fr. | L/R | 6-2 | 202 | HS | Hudsonville, Mich. (St. Mary's Prep) |
| 20 | Tommy Sheehan | LHP | Gr. | L/L | 6-0 | 210 | 1L | Brielle, N.J. (Notre Dame) |
| 21 | Tommy Vail | LHP | Gr. | R/L | 5-11 | 190 | TR | Seattle, Wash. (Notre Dame/TCU) |
| 22 | Hayden Murphy | RHP/IF | Fr. | R/R | 6-3 | 185 | HS | Chula, Ga. (Tiftarea Academy) |
| 23 | Parker Carlson | RHP | So. | R/R | 6-1 | 184 | 1L | Mobile, Ala. (Faith Academy) |
| 24 | Nate LaRue | C | Sr. | R/R | 6-3 | 223 | 3L | Mobile, Ala. (McGill-Toolen) |
| 25 | Tanner Bauman | LHP | Jr. | L/L | 6-4 | 208 | JC | Jacksonville, Fla. (St. John's River State) |
| 26 | Cooper McMurray | IF | R-So. | L/L | 6-3 | 258 | TR | Tulsa, Okla. (Kansas) |
| 27 | Bobby Peirce | OF | R-Sr. | R/R | 6-0 | 183 | 2L | Scottsdale, Ariz. (South Mountain) |
| 28 | Elliott Bray | RHP | Fr. | R/R | 6-0 | 219 | HS | Hartselle, Ala. (Hartselle) |
| 29 | Christian Herberholz | RHP | R-Jr. | R/R | 5-11 | 197 | JC | Scottsboro, Ala. (Southern Union) |
| 31 | Mike Bello | OF | So. | L/L | 6-0 | 203 | 1L | Oak Ridge, N.J. (Pope John XXIII) |
| 33 | Will Cannon | RHP | So. | R/R | 6-1 | 187 | JC | Phenix City, Ala. (Northwest Florida State) |
| 37 | Mason Land | IF | Sr. | L/R | 5-10 | 181 | 1L | Cantonment, Fla. (Chattahoochee Valley) |
| 41 | John Armstrong | RHP | So. | R/R | 5-11 | 225 | 1L | Marietta, Ga. (Harrison) |
| 43 | Chase Isbell | RHP | Sr. | R/R | 6-2 | 210 | 1L | Springville, Ala. (Samford) |
| 44 | Ryan Olson | RHP | Fr. | R/R | 6-1 | 206 | HS | Auburn, Ala. (Auburn) |
| 45 | Joseph Gonzalez | RHP | Jr. | R/R | 6-4 | 233 | 2L | Humacao, P.R. (Leadership Christian Academy) |
| 46 | Chase Allsup | RHP | So. | R/R | 6-1 | 238 | 1L | Dothan, Ala. (Dothan) |
| 47 | Cameron Keshock | RHP | Fr. | R/R | 6-6 | 215 | HS | Spanish Fort, Ala. (Spanish Fort) |
| 51 | Ty Mauldin | IF | Jr. | L/R | 6-0 | 196 | JC | Trussville, Ala. (Snead State) |
| 54 | Konner Copeland | LHP | Sr. | L/L | 6-2 | 178 | 1L | Mobile, Ala. (Pensacola State) |
| 77 | Zach Crotchfelt | LHP | Fr. | L/L | 6-2 | 210 | HS | Jackson, N.J. (Jackson Memorial) |

COACHES & STAFF

| | | |
|----|------------------------|-------------------------------------|
| 30 | Butch Thompson | Head Coach |
| 36 | Karl Nonemaker | Assistant Coach |
| 39 | Gabe Gross | Assistant Coach |
| 40 | Daron Schoenrock | Pitching Coach |
| | Aaron Everett | Director of Player Development |
| | Greg Drye | Director of Operations |
| | Sara Elizabeth Jackson | Special Assistant to the Head Coach |
| | Chris Joyner | Strength & Conditioning |
| | Anthony Sandersen | Athletic Trainer |
| | Wyn Grantham | Athletic Trainer Intern |

PRONUNCIATION GUIDE

Tanner BAUMAN BOW-man (of a boat)
 Ryan DYAL.....DIAL
 KASON Howell..... KAY-son
 Chase ISBELL.....IZ-bull
 Cameron KESHOCK..... KEY-shock
 Ty MAULDIN MALL-den
 Daron SCHOENROCK SHOW-in-rock
 Brody WORTHAM WORTH-um

30 BUTCH THOMPSON HEAD COACH

THE AUBURN SKIPPER

- Nine College World Series appearances / 18 postseason appearances
- 2013 National Runner-up (Mississippi State)
- 2001 National Champion (Birmingham-Southern)
- 2014 Baseball America/ABCA National Assistant Coach of the Year
- 2006 FCA Coach of the Year
- Coached 20 pitchers who went on to pitch in the Major Leagues
- Recruited and coached 38 pitchers who were drafted out of college that weren't drafted out of high school

Butch Thompson enters his eighth season at the helm of the program in 2023, posting a record of 222-164 in his first seven seasons. He has led the program to the College World Series in two of the last three postseasons.

Butch Thompson was named Auburn's head baseball coach on October 22, 2015 and enters his eighth season with the Tigers in 2023.

Thompson has returned the Tigers to prominence in seven seasons on The Plains as he has guided the team to a 222-164 overall record and has advanced to the NCAA Tournament four of the last five postseasons, including three Super Regional appearances in the last four years and two trips to the College World Series in the last three postseasons.

Thompson, who spent three seasons as an assistant coach and recruiting coordinator at Auburn from 2006-08, returned to The Plains after seven seasons at Mississippi State as both associate head coach and pitching coach.

A native of Amory, Miss., Thompson has coached 33 Division I All-Americans and 43 all-conference performers. He has seen 20 of his former pitchers called up to Major League Baseball, including 14 since 2014. Thompson has also turned 38 pitchers who went undrafted out of high school into MLB draft picks.

Along with his pitching pedigree, Thompson is also considered one of the top recruiters in the country. Since 2003, he has secured 15 recruiting classes that were ranked in the top 10 by either Baseball America or Perfect Game, including the program record No. 4 class in 2017 and No. 5 class in 2022. His classes signed from 2006-08 at Auburn each ranked in the top 18 nationally.

In 30 years of coaching at the collegiate level, including 21 in the Southeastern Conference, Thompson has coached nine College World Series participants, including leading the Tigers to the program's first trip to the College World Series in 22 years in 2019 and taking the team back for the second time in three seasons in 2022. Auburn is one of six programs to appear in two of the last three College World Series, and Thompson is one of five active SEC coaches who have taken their program to a pair of College World Series in a three-year span. Thompson has also coached one national champion and a national runner-up, won nine conference championships and made 18 postseason appearances.

Thompson was named the 2006 Fellowship of Christian Athletes SEC Coach of the Year while at Auburn and the 2014 Baseball America and American Baseball Coaches Association (ABCA) National Assistant Coach of the Year while at Mississippi State.

During his tenure with the Tigers, Thompson has led the team to three straight NCAA Tournament appearances from 2017-19 for the first time since 2001-03, including back-to-back super regionals in 2018 and 2019 for the first time in program history. Auburn has finished five of Thompson's seven seasons in the top 25, including three in the top 10. The No. 5 national ranking to finish 2022 was tied for the second highest mark in program history.

The 2022 season marked one of the most successful in recent program history as the Tigers went 43-22 overall and 16-13 in SEC play. The 43 wins were tied for the most since 1999, and the winning conference record marked the Tigers' third under Thompson after doing so just once from 2004-15.

Auburn went 37-18 in the regular season and lost back-to-back games on just three occasions before being selected as a regional host for the first time since 2010. The Tigers swept Southeastern, Florida State and UCLA in the regional, outscoring them 51-18 in the process, before becoming the first team to defeat Oregon State in a home super regional by taking down the Beavers in a dramatic winner-take-all game three. Auburn moved on to Omaha and defeated Stanford 6-2 to secure the program's first College World Series win since 1997.

In seven seasons at MSU, Thompson made four NCAA regional trips, two Super



Regionals, won the SEC Tournament and advanced to the College World Series finishing as NCAA runner-up in 2013. In three of his last four seasons in Starkville, the Bulldogs' staff ERA finished no higher than 3.06. Thompson's 2013 pitching staff was one of two nationally to finish in the top 15 in ERA, strikeouts per nine innings and hits allowed per nine innings.

In addition to his experience at Auburn and Mississippi State, Thompson also spent four seasons at Georgia from 2002-05, including a trip to the College World Series in 2004. While there, he guided the development of future Major Leaguers Josh Fields, Mitchell Boggs and Brooks Brown.

Thompson launched his coaching career as pitching coach and top assistant at Huntingdon College (Ala.) in 1993, before returning to his alma mater in Birmingham, where he helped lead the Panthers to back-to-back Southern States Conference Championships and in 1995 coached BSC to its first NAIA World Series berth.

Thompson left BSC briefly to serve as head coach at Jefferson State Community College in Birmingham in 1997. While at JSCC, he was honored as the Regional Tournament Coach of the Year, the ABCA Alabama Junior College Coach of the Year and the Southeast Region Coach of the Year after guiding JSCC to a 39-21 mark, the AJCAA Region 22 State Championship and a third-place finish in the NJCAA Division II World Series.

He returned to Birmingham-Southern as top assistant the following season, beginning a four-year run during the most successful span in BSC baseball history. The Panthers won 196 games and four TranSouth Conference Championships and made three-consecutive appearances in the NAIA World Series. BSC's 2001 team posted a school-best 55-11 mark and captured the NAIA National Championship.

In 2002, Thompson joined the SEC baseball coaching fraternity as a pitching coach and recruiting coordinator at Georgia and has been a part of the league for the past 17 seasons.

Thompson currently serves as the large-school representative for the Alabama Baseball Coaches Association and is an All-American committee member representing the South region for the ABCA.

Thompson prepped at Amory (Miss.) High School and later starred as a pitcher at Itawamba (Miss.) Community College from 1989-90. He is a member of both the ICC Athletic Hall of Fame (Class of 2014) and MACCC Hall of Fame (Class of 2021).

Thompson earned a Bachelor's Degree in History at BSC in 1992 and completed a Master's Degree in Sports Administration at UAB in 1996. He is married to the former Robin Ashe of Birmingham, Ala., and they are the parents of three daughters --- Anna, Olivia and Madelyn Gail.

NATIONAL POLLS

NEWS & NOTES

BASEBALL AMERICA

Feb. 27

1. LSU*
2. Florida*
3. Stanford
4. Louisville
5. Vanderbilt
6. Tennessee
7. Wake Forest
8. Ole Miss*
9. Arkansas*
10. Miami
11. TCU
12. Texas A&M*
13. Virginia Tech
14. UCLA
15. Virginia
16. Florida State
17. Maryland
18. Texas Tech
19. Oregon State
20. East Carolina
21. Oklahoma State
22. North Carolina
23. **AUBURN**
24. N.C. State
25. Southern Miss

D1 BASEBALL

Feb. 27

1. LSU*
2. Stanford
3. Tennessee
4. Ole Miss*
5. Wake Forest
6. Florida*
7. Vanderbilt
8. Arkansas*
9. East Carolina
10. TCU
11. Virginia Tech
12. Oklahoma State
13. North Carolina
14. Louisville
15. Texas A&M*
16. Florida State
17. UCLA
18. Maryland
19. Virginia
20. Alabama*
21. N.C. State
22. Miami
23. South Carolina*
24. Texas Tech
25. Southern Miss

USA TODAY

Feb. 27

1. LSU*
2. Tennessee
3. Wake Forest
4. Stanford
5. Ole Miss*
6. Florida*
7. Vanderbilt
8. Arkansas*
9. East Carolina
10. Louisville
11. Virginia Tech
12. UCLA
13. Oklahoma State
14. Virginia
15. Florida State
16. Texas Tech
17. TCU
18. Texas A&M*
19. Miami
20. N.C. State
21. North Carolina
22. Alabama*
23. South Carolina*
24. Oregon State
25. Maryland

NCBWA

Feb. 27

1. LSU*
2. Florida*
3. Wake Forest
4. Stanford
5. Ole Miss*
6. Tennessee
7. Arkansas*
8. Vanderbilt
9. East Carolina
10. Louisville
11. Virginia
12. TCU
13. UCLA
14. Virginia Tech
15. Texas A&M*
16. Texas Tech
17. Miami
18. Oklahoma State
19. North Carolina
20. N.C. State
21. Alabama*
22. Southern Miss
23. Florida State
24. South Carolina*
25. Maryland

PERFECT GAME

Feb. 27

1. LSU*
2. Stanford
3. Arkansas*
4. Wake Forest
5. Tennessee
6. Ole Miss*
7. Florida*
8. Louisville
9. Miami
10. Vanderbilt
11. UCLA
12. Texas Tech
13. **AUBURN**
14. Virginia
15. Virginia Tech
16. TCU
17. N.C. State
18. East Carolina
19. Florida State
20. North Carolina
21. Oregon State
22. Texas A&M*
23. Southern Miss
24. Oklahoma State
25. UC Santa Barbara

COLLEGIATE BASEBALL

Feb. 27

1. LSU*
2. Wake Forest
3. Florida*
4. Louisville
5. Miami
6. Tennessee
7. Stanford
8. Arkansas*
9. Vanderbilt
10. UCLA
11. UC Santa Barbara
12. Virginia
13. Texas Tech
14. East Carolina
15. Ole Miss*
16. Georgia Tech*
17. Florida State
18. Oregon State
19. N.C. State
20. TCU
21. North Carolina
22. Texas A&M*
23. Oklahoma State
24. Iowa
25. Southern Miss

AUBURN IN THE POLLS

BA D1 CB NC PG USA

Pre. 22 NR NR NR 17 NR
 2/20 23 NR NR NR 17 --
 2/27 23 NR NR NR 13 NR

SCOUTING THE RATTLED

- Led by 10th-year head coach Jamey Shouppe, Florida A&M is coming off a 2-1 weekend with a pair of wins against Southern and Prairie View A&M in New Orleans.
- Hitting .249 as a team, the Rattlers are led by junior infielder Joseph Pierini's .435 clip, which ranks sixth in the SWAC. Pierini also leads the SWAC and ranks sixth in the NCAA with five doubles.
- On the mound, Florida A&M has posted a 6.93 ERA through eight games.

ROSTER AT A GLANCE

- Auburn's 2023 roster consists of 18 returners and 20 newcomers, including 10 freshmen and 10 transfers (four four-year, six JUCO).
- Seventeen of the 20 newcomers - eight position players, nine pitchers - made their Auburn debuts against Indiana.

LEGACY LEADERS

- Seniors Kason Howell, Nate LaRue and Bobby Peirce have been voted by their coaches and teammates as the Legacy Group for the 2023 season.
- It marks the second straight year Howell has been a member of the Legacy Group.

THE ROAD TO OMAHA

- Auburn advanced to the College World Series for the second time in the last three postseasons in 2022.
- The Tigers hosted a regional for the first time in 12 years and swept the likes of Southeastern, Florida State and UCLA by a combined score of 51-18, marking the most runs by a SEC team in a three-game regional.
- The team then became the first program to defeat Oregon State in a home super regional, and secured the program's first win in Omaha since 1997 with a 6-2 win against Stanford.

HOME SWEET HOME

- Auburn went 25-9 at Plainsman Park in 2022, tied for the second most home wins in a season in the last 20 years, and won 13 of its final 15 home games.
- The Tigers went 16-4 vs. non-conference competition at home last season and are 76-18-1 (.805) in non-conference home games since 2018.

MORE THAN LUCK OF THE IRISH

- Ike Irish was named the SEC Freshman of the Week for the second straight week to start his Auburn career.
- He is 17-for-29 in his first seven games and has multiple hits in six of seven contests, including five straight.
- Irish leads the SEC in average (.586) and hits and ranks in the top five in the NCAA in both categories.
- His 17 hits through seven games are more than any other Auburn player since at least 1993.

BWARE OF B. WARE

- Bryson Ware ranks second in the SEC to Irish and third in the NCAA with a .583 average.
- He also ranks top five in the SEC and top 25 in the NCAA in hits (14), OBP (.633), SLG (1.125) and total bases (27).
- Ware has homered in back-to-back games and in three of the last four. His homer Tuesday vs. UNA was his first since Feb. 23, 2022.

THREE KEYS TO THE GAME

- Auburn's points of emphasis this season are producing the biggest inning, fewest freebies and most baserunners.
- The team that has produced the biggest inning this year is 6-0 and the one game with an equal biggest inning ended in a tie.
- The team that has issued the fewest freebies this year is 4-2-1.
- The team that has produced the most baserunners this year is 5-1-1.

CONSISTENCY IS KEY

- Despite having the No. 6 strength of schedule in 2022, Auburn didn't lose more than back-to-back games last season and dropped just two games in a row on three occasions.
- The team hasn't lost more than back-to-back games since Apr. 9-11, 2021.
- The 43 wins in 2022 were tied for the most since 1999, and the winning conference record marked the Tigers' third under Thompson after doing so just once from 2004-15.

ALL KIRBY DOES IS CRUSH

- Justin Kirby has homered five times through his first seven games, tying for the most home runs by an Auburn player through seven games since at least 1993.
- His five homers are second in the SEC and fifth in the country.
- All five of Kirby's hits are home runs.

HOWELL'S HOLDING IT DOWN

- Fifth year outfielder Kason Howell has started in 120 straight games dating back to 2021.
- With 198 career games played, Howell is 49 games shy of breaking the program record (246).
- He is also two hits shy of becoming the first Auburn player to reach the 200-hit plateau since Anfernee Grier and Jordan Ebert both did so during the 2016 season.

CAPTAIN AMERICA

- Junior pitcher Joseph Gonzalez returns to lead the pitching staff after leading Auburn with seven wins and a 3.22 ERA in 2022.
- Last year, Gonzalez became the first Auburn pitcher to turn in four straight SEC quality starts since 2018 and the first two win four straight SEC starts since 2015.
- Following the season, he represented our country with the USA Baseball Collegiate National Team, leading them to a bronze medal while not allowing an earned run or a walk in 11.2 innings of competition.

STOPPERS OF THE YEAR

- John Armstrong and Chase Isbell were two of 17 SEC pitchers named to the NCBWA Stopper of the Year Award Watch List.
- Armstrong leads the team with four appearances and won back-to-back games to begin the USC series last weekend.

TOP PLAYERS AT THEIR POSITIONS

- Eight Auburn players were tabbed among the best at their respective position by D1 Baseball in the preseason.
 - Cole Foster: No. 13 shortstop
 - Joseph Gonzalez: No. 20 starting pitcher
 - Chase Isbell: No. 33 relief pitcher
 - Chase Allsup: No. 44 starting pitcher
 - Justin Kirby: No. 44 outfielder
 - Bobby Peirce: No. 62 outfielder
 - Kason Howell: No. 111 outfielder
 - Zach Crotchfelt: No. 183 starting pitcher

FAB FIVE FROSH

- Five Auburn freshmen were ranked among the top 100 freshmen in the country by Perfect Game in the preseason.
 - Zach Crotchfelt; LHP; Jackson, N.J.
 - Ike Irish; C/DH; Hudsonville, Mich.
 - Gavin Miller; IF; Oakdale, Pa.
 - Hayden Murphy; RHP; Chula, Ga.
 - Chris Stanfield; OF; Tallahassee, Fla.
- Auburn's five freshmen in the top 100 were the second most in the country.

RECRUITING RANKINGS

- The Tigers 2022 incoming class was ranked unanimously in the top 10 by Perfect Game (No. 5), Baseball America (No. 6), Collegiate Baseball (No. 8) and D1 Baseball (No. 10).
- Perfect Game's No. 5 ranking is tied for the second highest in program history, trailing only the No. 4 class from 2017.
- Auburn's next two classes for 2023 and 2024 are also ranked in the top 10 by Perfect Game.

BIG SHOES TO FILL

- The Tigers will be tasked with replacing its top four hitters - Sonny DiChiara, Blake Rambusch, Brooks Carlson and Brody Moore - and five of its top pitchers - Mason Barnett, Trace Bright, Blake Burkhalter, Hayden Mullins and Carson Skipper - from 2022.

PRESEASON PROGNOSIS

- Despite being one of six programs in the country to advance to the College World Series twice in the last three postseasons - Auburn, Arkansas, Mississippi State, Texas, Stanford and Vanderbilt - the Tigers went unranked in four of the six major preseason polls and were voted on by league head coaches to finish sixth in the SEC West.

PACK OUT PLAINSMAN PARK

- Auburn has sold out of season tickets for the third straight season (2020, 2022-23), selling a record number in advance of 2023.
- Eight of the team's 15 home SEC games are already sold out after selling out of 10 home games in 2022.
- The program shattered the previous single-season attendance record from 2004 by more than 16,000, welcoming 127,947 fans through the gates of Plainsman Park in 2022.

CONGRATS, GRADS

- Five Auburn players will wear SEC graduate patches this season - Josh Hall, Brody Wortham, Justin Kirby, Tommy Sheehan and Tommy Vail.

ACCOLADES FOR THE ASSISTANTS

- Assistant coaches Karl Nonemaker and Gabe Gross both took home hardware in 2022.
- Nonemaker was named the American Baseball Coaches Association NCAA Division I Assistant Coach of the Year and Gross earned Alabama Baseball Coaches Association Division I Assistant Coach of the Year honors.

SEC EXPERIENCE ON STAFF

- Auburn's coaching staff includes 43 years of experience as a SEC coach.
 - Butch Thompson: 21 years
 - Karl Nonemaker: 8 years
 - Gabe Gross: 7 years
 - Daron Schoenrock: 7 years

TIGERS SET FOR MLB SPRING TRAINING

- Twelve former Auburn players were invited to MLB Spring Training with their respective organizations this spring.
 - Blake Burkhalter: Atlanta Braves
 - Garrett Cooper: Miami Marlins
 - Davis Daniel: Los Angeles Angels
 - Josh Donaldson: New York Yankees
 - Bailey Horn: Chicago Cubs
 - Edouard Julien: Minnesota Twins
 - Casey Mize: Detroit Tigers
 - Daniel Robert: Texas Rangers
 - Matt Scheffler: Seattle Mariners
 - Keegan Thompson: Chicago Cubs
 - Ryan Watson: Baltimore Orioles
 - Trey Wingenter: Detroit Tigers

THE 2022 MLB DRAFT WAS A DANDY

- Auburn had eight players selected in the 2022 MLB Draft, all previously undrafted.
- The eight draft picks were the second most in program history, third most in the SEC and tied for the fifth most in the country.
- The four picks in the top five rounds were the most in program history, as were the eight picks in the top 20 rounds.
- It marked the 48th consecutive year the Tigers had at least one player selected, tied for the longest active streak in the SEC.
- It marked the program record seventh straight season Auburn had a top-five-round pick.

THOMPSON'S TENURE

- In seven years under head coach Butch Thompson, Auburn has had 36 draft picks, including 16 in the top 10 rounds and 12 in the top five rounds.
- Both top-10 and top-five rounds totals are good for the most in a seven-year span in program history.

THE LAST TIME...

BATTING SUPERLATIVES

| | |
|--|--|
| 5 hits in a game | Brody Moore vs. Florida State [5-for-5] (6/4/22) |
| 6 hits in a game | Tyler Johnstone vs. Elon [6-for-7, 2B, 3B] (2/25/05) |
| Reached base 6 times | Kason Howell vs. Florida State [4-5, 2 BB] (6/4/22) |
| Reached base 7 times | Brody Moore vs. Florida State [5-5, 2BB] (6/4/22) |
| 4 runs in a game | Brody Moore vs. Florida State (6/4/22) |
| 5 runs in a game | Sonny DiChiara vs. Florida State (6/4/22) |
| 6 runs in a game | Bryson Ware vs. Alabama A&M (2/24/21) |
| 10-game hitting streak | Bobby Peirce, 11 games (5/8-6/4) |
| 15-game hitting streak | Blake Rambusch, 17 games (3/5-4/1/22) |
| 20-game hitting streak | A. Grier, 22 games, (5/31/15-3/22/16) |
| 25-game hitting streak | Justin Fradejas, 27 games (3/23-5/7/10) |
| 30-game hitting streak | Casey Dunn, 31 games (2/22 [G1]-4/15/97) |
| 3 doubles in a game | Kason Howell vs. Florida State (6/4/22) |
| 4 doubles in a game | Ken Dempsey vs. Georgia (1971) |
| 2 triples in a game | Jay Gonzalez vs. Alabama State (2/28/12) |
| 3 triples in a game | never |
| 2 home runs in one game | Justin Kirby vs. USC (2/26/23) |
| 3 home runs in one game | Cole Foster vs. Southeastern (6/3/22) |
| 7 RBI in a game | Justin Kirby vs. USC (2/26/23) |
| 8 RBI in a game | Justin Bryant at Georgia (3/19/10) |
| 9 RBI in a game | Cole Foster vs. Southeastern (6/3/22) |
| 10 RBI in a game | Bob Berry vs. Huntington (4/15/82) |
| Grand slam home run | Justin Kirby vs. USC (2/26/23) |
| Inside-the-park home run | Kason Howell at Alabama (4/15/21) |
| HR to begin game | Ryan Bliss vs. #11 Ole Miss (5/25/21) |
| Two HR in one inning | Cole Foster vs. Southeastern [1st] (6/3/22) |
| HR in consecutive at-bats | Bryson Ware vs. USC (2/25-26/23) |
| HR in three consecutive at-bats | Edouard Julien (2/20-22/19) |
| HR in consecutive at-bats | Bryson Ware vs. USC (2/25-26/23) |
| HR in three consecutive games | Sonny DiChiara (5/21- 6/3/22) |
| HR in three consecutive SEC games | Trent Mummy (4/17-23/10) |
| HR in four consecutive games | Sonny DiChiara (5/21-6/4/22) |
| HR in four consecutive SEC games | Mike Bianucci (5/2-9/08) |
| HR in five consecutive games | Tim Lemons (4/6-10/85) |
| Walk-off HR | Kason Howell vs. Yale (G1 - 2/26/22) |
| Pinch-hit HR | Cam Hill vs. Kentucky (3/26/21) |
| Pinch-hit grand slam | Edouard Julien vs. BYU (G1 - 3/3/18) |
| HR in first at-bat of season | Steven Williams vs. Longwood (2/17/18) |
| HR in both games of DH | Dylan Ingram at #7 Mississippi St. (4/29/17) |
| Hit for the cycle | Judd Ward [3B, 1B, HR, 2B] vs. Illinois-Chicago (G1 - 2/15/20) |
| Hit from both sides of plate | Cole Foster [1st inn.] |
| in same inning | vs. Southeastern (6/3/22) |
| Two hits in same inning | Cole Foster [HR, HR] vs. Southeastern [1st] (6/3/22) |
| Stole home | Josh Hall vs. Kansas State (2/20/22) |
| Stole two bases in a game | Blake Rambusch vs. Rhode Island (G1 - 3/5/22) |
| Stole three bases in a game | Anfernee Grier vs. Southern (2/26/16) |
| Hit by a pitch 2 times in a game | Ryan Dyal vs. UAB (3/2/22) |
| Hit by a pitch 3+ times in a game | Dan Glevenyak at Alabama (4) (4/11/14) |
| Scored 20 or more runs | 21 vs. Florida State (6/4/22) |
| Scored 25 or more runs | 25 vs. Longwood (2/17/18) |
| Scored 30 or more runs | 33 vs. Alabama A&M (2/24/21) |
| Scored 5 runs in an Inning | 5, vs. USC (6th) (2/25/23) |
| Scored 6 runs in an Inning | 6, vs. North Alabama (1st) (2/21/23) |
| Scored 7 runs in an Inning | 7, vs. Florida State (4th) (6/4/22) |
| Scored 8 runs in an Inning | 8, at UAB (5th) (3/19/19) |
| Scored 9 runs in an Inning | 9, vs. Rhode Island (1st) (G1 - 3/5/22) |
| Scored 10+ runs in an Inning | 11, vs. Southeastern (1st) (6/3/22) |
| Recorded 10+ hits in an Inning | 11, vs. Furman (5th) (2/12/00) |
| Scored in every inning | vs. Coppin State (3/18/14) |
| Recorded 15-19 hits | 15, vs. USC (2/26/23) |
| Recorded 20 or more hits | 20, vs. Southeastern (6/3/22) |
| Hit 3 or more home runs in an inning | 4, vs. Southeastern [1st] (6/3/22) |
| Hit 3 or more home runs in a game | 3, vs. USC (2/26/23) |
| Hit 5 or more home runs in a game | 7, vs. Southeastern (6/3/22) |
| Hit 7 or more home runs in a game | 7, vs. Southeastern (6/3/22) |
| Hit back-to-back home runs | C. Foster & S. DiChiara vs. Southeastern (1st) (6/3/22) |
| Hit back-to-back-to-back home runs | R. Bliss, T. Miller & R. Woley vs. Texas A&M (1st) (5/15/21) |
| Had 5 doubles | 5, vs. Florida State (6/4/22) |
| Had 6 doubles | 6, vs. Jacksonville State (4/21/21) |
| Had 7 doubles | 7, vs. Chicago State (3/8/20) |
| Had 8 doubles | 8, vs. BYU (G1 - 3/3/18) |
| Had 9+ doubles | 11, vs. Alabama A&M (2/24/21) |
| Stole 5 bases in a game | 5, vs. Bethune-Cookman (5/6/14) |
| Stole 6 bases in a game | 6, vs. #21 Tennessee (3/17/19) |
| Stole 7 bases in a game | 7, vs. Presbyterian (5/8/12) |
| Stole 8 bases in a game | 8, vs. Alcorn State (2/22/12) |
| Walked 10+ times | 17, vs. Florida State (6/4/22) |
| Did not strike out in a game | vs. Belmont (3/11/12) |

PITCHING SUPERLATIVES

| | |
|--|--|
| INDIVIDUAL | |
| Nine-inning no-hitter | Casey Mize vs. Northeastern (3/9/18) |
| Nine-inning no-hitter (combined) | Mike Mueller [2.0], Lee Carter [1.0] |
| | Brandon Channell [1.0], Reid Price [1.0], Andrew Skinner [1.0], Arnold Hughey [1.0], Ken Clayton [1.0], Cory Duedeit [0.2], Sean Jones [0.1] vs. UAB (3/19/02) |
| Seven-inning no-hitter | Jason Johnson vs. LaGrange College (4/30/91) |
| Nine-inning perfect game | Eric Brandon vs. Murray State (3/2/02) |
| Seven-inning perfect game | Jason Johnson vs. LaGrange College (4/30/91) |
| Nine-inning one-hitter (individual) | Keegan Thompson vs. Presbyterian (3/1/14) |
| Nine-inning one-hitter (combined) | Tanner Burns [7.0], Cody Greenhill [2.0] vs. Chicago State (3/6/20) |
| Five-inning one-hitter | Kevin Davis [3.2], Jacob Milliman [1.1], vs. Radford (2/22/15) |
| Nine-inning two-hitter | Tanner Burns [9.0] vs. Cincinnati (3/1/19) |
| Complete game | Joseph Gonzalez vs. #12 Vanderbilt (4/10/22) |
| Complete game shutout | Jack Owen vs. UTSA (3/9/19) |
| Consecutive complete games | K. Thompson vs. Arkansas & LSU (4/4 & 4/11/15) |
| Struck out 10 batters | 10 Mason Barnett vs. UCLA (6/5/22) |
| Struck out 11 batters | 11 by Jordan Armstrong vs. Yale (2/25/22) |
| Struck out 12 batters | 12 by Casey Mize at Kentucky (3/23/18) |
| Struck out 13 batters | 13 by Casey Mize vs. Texas A&M (3/16/18) |
| Struck out 15 batters | 15 by Tanner Burns vs. Cincinnati (3/1/19) |
| TEAM | |
| Struck out 15+ batters | 16, Bright [8], Sheehan [3], Burkhalter [5] vs. Stanford (6/20/22) |
| Struck out 20+ batters | 20, Fuller [4], Watson [4], Anderson [3], Greenhill [4], Skipper [3], Wade [2] vs. #9 Arkansas (4/5/19) |
| Struck out 15 batters consecutive games | vs. Ga State, at Missouri (4/5-7/16) |
| Shut out an opponent | 2-0 vs. South Carolina (4/24/22) |
| Consecutive shutouts | 16-0 / 12-0 [7] vs. Rhode Island (3/5/22) |
| Three straight shutouts | 2-0 vs. UTSA / 5-0 vs. UTSA (3/6-9/19) |
| Shut out an SEC opponent | 2-0 vs. South Carolina (4/24/22) |
| Shut out an SEC opponent on the road | 3-0 at Missouri (5/21/21) |
| Consecutive SEC shutouts | 5-0 and 4-0 at Miss. State (3/27-28/15) |
| Consecutive SEC shutouts on the road | 5-0 and 4-0 at Miss. State (3/27-28/15) |
| Was shut out | 3-0 vs. Oklahoma (2/18/22) |
| Was held to one hit | vs. #24 Missouri (4/1/18) |
| Was no hit | vs. #13 Arkansas (5/25/17) |
| FIELDING SUPERLATIVES | |
| 2 errors in a game | Jake Wyandt vs. #1 Ole Miss (3/17/22) |
| 3 errors in a game | Luke Jarvis vs. Presbyterian (3/11/17) |
| 4 errors in a game | Brett Burnham at Alabama (4/5/00) |
| 3 double plays turned in a game | vs. Alabama (5/14/22) |
| 4 double plays turned in a game | at #1 Arkansas (4/3/21) |
| 5 double plays turned in a game | never |
| Triple play (Auburn) | vs. Memphis (5/22/78) |
| Triple play (Opponent) | at Florida [4th] (3/15/08) |
| Threw a runner out at HP to end game | Bryson Ware at Mississippi State (4/17/22) |
| MISC. SUPERLATIVES | |
| Won 10 or more consecutive games | 15 (2/24-3/22/19) |
| Won 15 or more consecutive games | 15 (2/24-3/22/19) |
| Won 8 or more consecutive SEC games | 9 (4/1-21/95) |
| Lost 5 or more consecutive games | 5 (4/2-11/21) |
| Home winning streak | 21 (1964-66) |
| Road winning streak | 14 (1967/1995) |
| Season-opening winning streak | 17 (2/7-3/5/97) |
| Extra-innings victory | 6-5, vs. Alabama State [10 inn] (4/19/22) |
| Extra-innings loss | 4-5, at Texas A&M [11 inn] (3/26/22) |
| Swept a 3-game series | vs. South Carolina (4/22-24/22) |
| Swept a road series | at Alabama (4/20-21/18) |
| Swept a road SEC series | at Alabama (4/20-21/18) |
| Swept a SEC series | vs. South Carolina (4/22-24/22) |
| Swept a 4-game series | Rhode Island (3/4-6/22) |
| Swept a doubleheader | Rhode Island (3/5/22) |
| Allowed 3 runs or fewer in a three-game series | 2, vs. Chicago State (3/6-8/20) |
| Allowed 3 runs or fewer in a four-game series | 3, vs. Rhode Island (3/4-6/22) |
| Allowed 3 runs or fewer in a SEC series | 3, vs. Miss. State (3/27-29/15) |
| Allowed 4 runs or fewer in a series | 3, vs. UTSA (3/8-9/19) |
| Allowed 4 runs or fewer in a SEC series | 4, vs. Georgia (4/23-25/15) |
| Allowed 3 runs or fewer in a road series | 3, vs. Miss. State (3/27-29/15) |
| Allowed 3 runs or fewer in a SEC road series | 3, vs. Miss. State (3/27-29/15) |
| Overcome a deficit of 7+ runs | 7 runs, [7-0, 12-8] vs. Florida A&M (2/22/17) |
| Won a 1-0 game | vs. Mercer (5/30/15) [NCAA Regional] |
| Lost a 1-0 game | vs. Ohio State (2/15/14) |
| Walk-off win | vs. Alabama State [10 inn.] (4/19/22) |
| Walk-off loss | at Mississippi State [9 inn.] (4/14/22) |

HITTER PROFILES

31 • MIKE BELLO OF

6-0 • 203 • SO • Oak Ridge, NJ • Pope John XXIII

- Went 2-for-5 with three runs and one RBI last week

CAREER STATISTICS

| YEAR | AVG | GP-GS | AB | R | H | 2B | 3B | HR | RBI | SB-A |
|-------|------|-------|-----|----|----|----|----|----|-----|------|
| 2022 | .253 | 43-27 | 99 | 18 | 25 | 4 | 0 | 1 | 12 | 1-1 |
| 2023 | .333 | 4-0 | 6 | 3 | 2 | 0 | 0 | 0 | 1 | 0-0 |
| TOTAL | .257 | 47-27 | 105 | 21 | 27 | 4 | 0 | 1 | 13 | 1-1 |

SEASON HIGHS

AB: 3, vs. USC (2/26)
 R: 2, 3, vs. USC (2/16)
 H: 1, two times
 2B: --
 HR: --
 RBI: 1, 3, vs. USC (2/25)

CAREER HIGHS

5, two times
 4, two times
 3, two times
 1, four times
 1, at Texas A&M (3/26/22)
 2, three times

6 • RYAN DYAL C

5-10 • 197 • R-JR • Senoia, GA • East Coweta

- Hit a RBI single in his first AB of the season last Tuesday

CAREER STATISTICS

| YEAR | AVG | GP-GS | AB | R | H | 2B | 3B | HR | RBI | SB-A |
|-------|------|-------|-----|----|----|----|----|----|-----|------|
| 2021 | .200 | 31-22 | 70 | 18 | 14 | 2 | 0 | 3 | 7 | 1-1 |
| 2022 | .217 | 32-27 | 92 | 23 | 20 | 4 | 0 | 4 | 26 | 0-0 |
| 2023 | .250 | 2-1 | 4 | 1 | 1 | 0 | 0 | 0 | 1 | 0-0 |
| TOTAL | .211 | 65-50 | 166 | 42 | 35 | 6 | 0 | 7 | 34 | 1-1 |

SEASON HIGHS

AB: 3, vs. UNA (2/21)
 R: 1, vs. UNA (2/21)
 H: 1, vs. UNA (2/21)
 2B: --
 HR: --
 RBI: 1, vs. UNA (2/21)

CAREER HIGHS

5, four times
 3, two times
 2, seven times
 1, six times
 1, seven times
 4, vs. Rhode Island (3/6/22)

7 • COLE FOSTER IF

6-1 • 193 • JR • Plano, TX • Plano Senior

- Went 6-for-13 with seven runs and five RBI last week
- Reached base 12 times in 19 plate appearances
- Rated the No. 13 shortstop in the country and No. 40 college prospect for the 2023 MLB Draft by D1 Baseball
- Tabbed the No. 75 junior in the country by Perfect Game

CAREER STATISTICS

| YEAR | AVG | GP-GS | AB | R | H | 2B | 3B | HR | RBI | SB-A |
|-------|------|-------|-----|----|----|----|----|----|-----|------|
| 2021 | .292 | 15-4 | 24 | 5 | 7 | 3 | 0 | 0 | 1 | 0-0 |
| 2022 | .272 | 52-51 | 169 | 40 | 46 | 11 | 0 | 9 | 47 | 2-4 |
| 2023 | .304 | 7-7 | 23 | 7 | 7 | 1 | 0 | 0 | 6 | 0-1 |
| TOTAL | .274 | 75-63 | 219 | 52 | 60 | 15 | 0 | 9 | 54 | 2-5 |

SEASON HIGHS

AB: 5, 3, vs. USC (2/26)
 R: 3, vs. UNA (2/21)
 H: 3, 3, vs. USC (2/26)
 2B: 1, 3, vs. USC (2/24)
 HR: --
 RBI: 2, two times

CAREER HIGHS

6, vs. Southeastern (6/3/22)
 4, vs. Southeastern (6/3/22)
 4, vs. Southeastern (6/3/22)
 2, Stanford (6/20/22)
 3, vs. Southeastern (6/3/22)
 9, vs. Southeastern (6/3/22)

1 • CADEN GREEN IF

5-11 • 164 • JR • Tulsa, OK • Seminole State

- Turned in his first multi-hit game in the finale vs. USC
- Rated the No. 37 impact JUCO transfer by D1 Baseball

CAREER STATISTICS

| YEAR | AVG | GP-GS | AB | R | H | 2B | 3B | HR | RBI | SB-A |
|-------|------|-------|-----|-----|-----|----|----|----|-----|-------|
| 2021* | .448 | 39-1 | 125 | 38 | 56 | 16 | 2 | 9 | 44 | 8-11 |
| 2022* | .425 | 48-7 | 181 | 66 | 77 | 22 | 2 | 13 | 49 | 12-16 |
| 2023 | .308 | 5-4 | 13 | 4 | 4 | 0 | 0 | 0 | 1 | 0-0 |
| TOTAL | .429 | 92-4 | 319 | 108 | 137 | 38 | 4 | 22 | 94 | 20-27 |

SEASON HIGHS

AB: 5, 3, vs. USC (2/26)
 R: 2, vs. Indiana (2/18)
 H: 2, 3, vs. USC (2/26)
 2B: --
 HR: --
 RBI: 1, vs. Indiana (2/17)

CAREER HIGHS

6, two times
 4, vs. Rose State (3/5/22)
 5, at Western OK State (3/29/22)
 2, seven times
 1, 22 times
 5, vs. Murray State (1/31/21)

2 • JOSH HALL OF

5-9 • 174 • GR • Homewood, AL • Ole Miss

CAREER STATISTICS

| YEAR | AVG | GP-GS | AB | R | H | 2B | 3B | HR | RBI | SB-A |
|-------|------|-------|-----|----|----|----|----|----|-----|-------|
| 2019* | .171 | 54-9 | 35 | 12 | 6 | 0 | 1 | 1 | 7 | 10-11 |
| 2021 | .326 | 20-10 | 43 | 10 | 14 | 2 | 2 | 0 | 9 | 5-6 |
| 2022 | .269 | 18-6 | 26 | 5 | 7 | 1 | 0 | 0 | 2 | 1-1 |
| 2023 | .000 | 5-0 | 1 | 0 | 0 | 0 | 0 | 0 | 0 | 0-0 |
| AU | .300 | 41-16 | 70 | 15 | 21 | 3 | 2 | 0 | 11 | 6-7 |
| TOTAL | .257 | 95-25 | 105 | 27 | 27 | 3 | 3 | 1 | 18 | 16-18 |

SEASON HIGHS

AB: 1, vs. UNA (2/21)
 R: --
 H: --
 2B: --
 HR: --
 RBI: --

CAREER HIGHS

5, two times
 3, vs. AAMU (2/23/21)
 3, vs. AAMU (2/23/21)
 1, three times
 1, vs. Ark-Pine Bluff (3/20/19)
 3, vs. AAMU (2/23/21)

16 • CAM HILL IF

6-4 • 219 • JR • Madison, AL • Bob Jones

- Hit a 2 RBI single in his first AB of the season last Tuesday

CAREER STATISTICS

| YEAR | AVG | GP-GS | AB | R | H | 2B | 3B | HR | RBI | SB-A |
|-------|------|-------|-----|----|----|----|----|----|-----|------|
| 2021 | .270 | 35-30 | 111 | 19 | 30 | 6 | 1 | 5 | 22 | 0-0 |
| 2022 | .278 | 39-26 | 108 | 16 | 30 | 7 | 0 | 1 | 19 | 0-1 |
| 2023 | .200 | 2-2 | 5 | 1 | 1 | 0 | 0 | 0 | 2 | 0-0 |
| TOTAL | .272 | 76-58 | 224 | 36 | 61 | 13 | 1 | 6 | 43 | 0-1 |

SEASON HIGHS

AB: 3, vs. UNA (2/21)
 R: 1, vs. UNA (2/21)
 H: 1, vs. UNA (2/21)
 2B: --
 HR: --
 RBI: 2, vs. UNA (2/21)

CAREER HIGHS

5, six times
 4, at Missouri (5/20/21)
 3, four times
 2, vs. Texas A&M (5/16/21)
 1, six times
 4, vs. Boston College (3/6/21)

5 • KASON HOWELL OF

6-0 • 178 • 5th • Argyle, TX • Liberty Christian

- Is two hits shy of his 200th career hit
- Rated the No. 111 outfielder in the country by D1 Baseball
- Has started 120 straight games dating back to 2021

CAREER STATISTICS

| YEAR | AVG | GP-GS | AB | R | H | 2B | 3B | HR | RBI | SB-A |
|-------|------|---------|-----|-----|-----|----|----|----|-----|-------|
| 2019 | .262 | 63-63 | 225 | 31 | 59 | 10 | 0 | 0 | 28 | 14-16 |
| 2020 | .359 | 11-10 | 39 | 8 | 14 | 7 | 0 | 0 | 6 | 0-0 |
| 2021 | .260 | 52-51 | 177 | 29 | 46 | 12 | 0 | 8 | 30 | 8-13 |
| 2022 | .287 | 65-65 | 251 | 50 | 72 | 19 | 2 | 2 | 35 | 11-13 |
| 2023 | .241 | 7-7 | 29 | 3 | 7 | 2 | 0 | 0 | 1 | 0-0 |
| TOTAL | .275 | 198-196 | 721 | 121 | 198 | 50 | 2 | 10 | 100 | 33-42 |

SEASON HIGHS

AB: 5, three times
 R: 1, three times
 H: 2, two times
 2B: 1, two times
 HR: --
 RBI: 1, vs. UNA (2/21)

CAREER HIGHS

6, five times
 3, four times
 4, vs. Florida State (6/4/22)
 3, vs. Florida State (6/4/22)
 2, two times
 5, at Missouri (5/20/21)

18 • IKE IRISH DH/C

6-2 • 202 • FR • Hudsonville, MI • St. Mary's Prep

- Two-time SEC Freshman of the Week
- Has multiple hits in six of his first seven games, including five straight
- Leads the SEC in average (.586) and hits (17)
- Rated the No. 39 overall player in the 2022 class

CAREER STATISTICS

| YEAR | AVG | GP-GS | AB | R | H | 2B | 3B | HR | RBI | SB-A |
|------|------|-------|----|---|----|----|----|----|-----|------|
| 2023 | .586 | 7-7 | 29 | 8 | 17 | 4 | 1 | 0 | 6 | 1-1 |

SEASON HIGHS

AB: 5, three times
 R: 2, two times
 H: 4, vs. USC (2/26)
 2B: 1, four times
 HR: --
 RBI: 2, vs. Indiana (2/18)

CAREER HIGHS

5, three times
 2, two times
 4, 3, vs. USC (2/26/23)
 1, four times
 --
 2, vs. Indiana (2/18/23)

14 • JUSTIN KIRBY OF

5-11 • 203 • GR • Alpharetta, GA • Kent State

- Is one of two Auburn players to homer five times in the first seven games since at least 1993
- All five of his hits this season are home runs
- Rated the No. 43 impact transfer and No. 44 outfielder in the country by D1 Baseball

CAREER STATISTICS

| YEAR | AVG | GP-GS | AB | R | H | 2B | 3B | HR | RBI | SB-A |
|-------|------|---------|-----|-----|-----|----|----|----|-----|-------|
| 2019* | .313 | 42/37 | 147 | 42 | 46 | 14 | 2 | 9 | 30 | 9-11 |
| 2020* | .189 | 12/12 | 37 | 3 | 7 | 3 | 0 | 0 | 2 | 0-0 |
| 2021* | .301 | 48/43 | 146 | 31 | 44 | 8 | 1 | 5 | 25 | 10-10 |
| 2022* | .323 | 53/51 | 198 | 44 | 64 | 17 | 1 | 15 | 45 | 14-20 |
| 2023 | .200 | 7-7 | 25 | 9 | 5 | 0 | 0 | 5 | 11 | 0-0 |
| TOTAL | .300 | 162-150 | 553 | 129 | 166 | 42 | 4 | 34 | 113 | 33-41 |

SEASON HIGHS

AB: 6, vs. USC (2/26)
 R: 3, vs. USC (2/26)
 H: 2, vs. USC (2/26)
 2B: --
 HR: 2, vs. USC (2/26)
 RBI: 7, vs. USC (2/26)

CAREER HIGHS

6, six times
 4, two times
 4, two times
 2, five times
 3, at Northern Illinois (4/19/22)
 7, vs. USC (2/26/23)

24 • NATE LARUE C

6-3 • 223 • SR • Mobile, AL • McGill-Toolen

CAREER STATISTICS

| YEAR | AVG | GP-GS | AB | R | H | 2B | 3B | HR | RBI | SB-A |
|-------|------|-------|-----|----|----|----|----|----|-----|------|
| 2020 | .294 | 8-3 | 17 | 6 | 5 | 1 | 0 | 0 | 2 | 0-0 |
| 2021 | .219 | 16-10 | 32 | 8 | 7 | 2 | 0 | 2 | 5 | 0-0 |
| 2022 | .211 | 52-42 | 152 | 19 | 32 | 8 | 0 | 6 | 34 | 2-2 |
| 2023 | .111 | 6-6 | 18 | 2 | 2 | 0 | 0 | 0 | 1 | 2-2 |
| TOTAL | .210 | 82-61 | 219 | 35 | 46 | 11 | 0 | 8 | 42 | 4-4 |

SEASON HIGHS

AB: 4, two times
 R: 1, two times
 H: 1, two times
 2B: --
 HR: --
 RBI: 1, vs. Indiana (2/17)

CAREER HIGHS

5, five times
 3, vs. Southeastern (6/3/22)
 3, at Texas A&M (3/27/22)
 2, vs. Arkansas (5/6/22)
 2, vs. Southeastern (6/3/22)
 5, at Texas A&M (3/27/22)

26 • COOPER McMURRAY IF

6-3 • 258 • R-SO • Tulsa, OK • Kansas

- Went 3-for-4 with his first Auburn HR and three RBI in the series-clinching win vs. USC (2/25)

CAREER STATISTICS

| YEAR | AVG | GP-GS | AB | R | H | 2B | 3B | HR | RBI | SB-A |
|-------|------|-------|-----|----|----|----|----|----|-----|------|
| 2022* | .248 | 42-33 | 113 | 16 | 28 | 6 | 0 | 9 | 19 | 0-0 |
| 2023 | .286 | 4-4 | 14 | 5 | 4 | 0 | 0 | 1 | 3 | 0-0 |
| TOTAL | .252 | 46-37 | 127 | 21 | 32 | 6 | 0 | 10 | 22 | 0-0 |

SEASON HIGHS

AB: 4, three times
 R: 3, vs. USC (2/25)
 H: 3, vs. USC (2/25)
 2B: --
 HR: 1, vs. USC (2/25)
 RBI: 3, vs. USC (2/25)

CAREER HIGHS

6, vs. Oklahoma (4/23/22)
 2, vs. West Virginia (4/30/22)
 3, at Baylor (4/26/22)
 1, six times
 2, vs. West Virginia (4/30/22)
 3, at Texas (5/21/22)

11 • GAVIN MILLER IF

5-11 • 192 • FR • Oakdale, PA • West Allegheny

- Hit a 1B in his first career AB in the series finale vs. IU
- Rated a top 100 freshman by

SEASON HIGHS

AB: 5, three times
 R: 2, two times
 H: 3, two times
 2B: 1, vs. Indiana (2/18)
 HR: 1, vs. UNA (2/21)
 RBI: 3, two times

CAREER HIGHS

5, 22 times
 3, vs. Florida State (6/4/22)
 3, 10 times
 1, 18 times
 1, 19 times
 4, vs. Paradise Valley (2/26/19)

3 • CHRIS STANFIELD OF

6-1 • 189 • FR • Tallahassee, FL • Chiles

- Hit a RBI single in his first career AB last Tuesday
- Rated a top 100 freshman by Perfect Game

CAREER STATISTICS

| YEAR | AVG | GP-GS | AB | R | H | 2B | 3B | HR | RBI | SB-A |
|------|-------|-------|----|---|---|----|----|----|-----|------|
| 2023 | 1.000 | 3-0 | 1 | 0 | 1 | 0 | 0 | 0 | 1 | 0-0 |

SEASON HIGHS

AB: 1, vs. UNA (2/21)
 R: --
 H: 1, vs. UNA (2/21)
 2B: --
 HR: --
 RBI: 1, vs. UNA (2/21)

CAREER HIGHS

1, vs. UNA (2/21/23)
 --
 1, vs. UNA (2/21/23)
 --
 1, vs. UNA (2/21/23)

8 • BRYSON WARE IF

6-2 • 211 • SR • Madison, MS • Pearl River

- Ranks second in the SEC with a .583 average
- Is top five in the SEC and top 25 in the NCAA in hits (14), OBP (.633), SLG (1.125) and total bases (27)
- Has homered in back-to-back games and three of the last four contests

CAREER STATISTICS

| YEAR | AVG | GP-GS | AB | R | H | 2B | 3B | HR | RBI | SB-A |
|-------|------|--------|-----|----|----|----|----|----|-----|-------|
| 2020* | .321 | 16-/ | 53 | 14 | 17 | 3 | 3 | 5 | 17 | 4-5 |
| 2021 | .254 | 43-37 | 138 | 36 | 35 | 6 | 1 | 6 | 26 | 4-5 |
| 2022 | .234 | 49-23 | 94 | 23 | 22 | 8 | 2 | 1 | 21 | 4-4 |
| 2023 | .583 | 7-7 | 24 | 6 | 14 | 4 | 0 | 3 | 9 | 1-1 |
| TOTAL | .277 | 99-67 | 256 | 65 | 71 | 18 | 3 | 10 | 56 | 9-10 |
| TOTAL | .285 | 115-67 | 309 | 79 | 88 | 21 | 6 | 15 | 73 | 13-15 |

SEASON HIGHS

AB: 5, vs. Indiana (2/17)
 R: 3, vs. USC (2/25)
 H: 3, two times
 2B: 2, vs. Indiana (2/18)
 HR: 1, three times
 RBI: 3, two times

CAREER HIGHS

5, eight times
 6, vs. AAMU (2/24/21)
 3, eight times
 2, two times
 1, 15 times
 6, two times

10 • BRODY WORTHAM IF

6-1 • 187 • GR • Wedowee, AL • West Georgia

CAREER STATISTICS

| YEAR | AVG | GP-GS | AB | R | H | 2B | 3B | HR | RBI | SB-A |
|-------|------|---------|-----|-----|-----|----|----|----|-----|-------|
| 2019* | .317 | 30-20 | 82 | 19 | 26 | 5 | 0 | 1 | 14 | 2-3 |
| 2020* | .324 | 20-20 | 71 | 16 | 23 | 7 | 0 | 1 | 10 | 4-4 |
| 2021* | .411 | 41-41 | 163 | 37 | 67 | 13 | 1 | 4 | 26 | 10-12 |
| 2022* | .372 | 45-44 | 183 | 47 | 68 | 9 | 2 | 9 | 32 | 9-10 |
| 2023 | .000 | 3-1 | 4 | 1 | 0 | 0 | 0 | 0 | 0 | 0-0 |
| TOTAL | .366 | 139-126 | 503 | 120 | 184 | 34 | 3 | 15 | 82 | 25-29 |

SEASON HIGHS

AB: 2, vs. Indiana (2/18)
 R: 1, vs. Indiana (2/18)
 H: --
 2B: --
 HR: --
 RBI: --

CAREER HIGHS

6, four times
 3, six times
 5, at Mississippi College (4/2/21)
 2, three times
 2, vs. North Georgia (3/30/22)
 5, vs. West Alabama (3/26/22)

4 • CARTER WRIGHT C

6-0 • 195 • JR • Blairsville, GA • Iowa Western

CAREER STATISTICS

| YEAR | AVG | GP-GS | AB | R | H | 2B | 3B | HR | RBI | SB-A |
|-------|------|-------|-----|----|----|----|----|----|-----|------|
| 2021* | .353 | 43-/ | 119 | 34 | 42 | 8 | 0 | 0 | 27 | 0-0 |
| 2022* | .371 | 39-/ | 124 | 29 | 46 | 9 | 1 | 1 | 43 | 4-4 |
| 2023 | .000 | 2-0 | 2 | 0 | 0 | 0 | 0 | 0 | 0 | 0-0 |
| TOTAL | .359 | 83-/ | 245 | 63 | 88 | 17 | 1 | 1 | 70 | 4-4 |

SEASON HIGHS

AB: 1, two times
 R: --
 H: --
 2B: --
 HR: --
 RBI: --

CAREER HIGHS

5, seven times
 3, six times
 3, five times
 2, two times
 1, at Southwestern (4/6/22)
 5, at Southwestern (4/6/22)

PITCHER PROFILES

46 • CHASE ALLSUP RHP

6-1 • 238 • SO • Dothan, AL • Dothan

- Pitched a career-high 3.2 innings vs. USC (2/24)
- Rated the No. 44 starting pitcher by D1 Baseball
- Tabbed the No. 71 sophomore and No. 113 prospect for the 2024 MLB Draft by Perfect Game

CAREER STATISTICS

| YEAR | ERA | W-L | G/S | IP | H | R | ER | BB | K | BAA |
|-------|------|-----|------|------|----|----|----|----|----|------|
| 2022 | 3.38 | 1-0 | 23/0 | 29.1 | 24 | 15 | 11 | 17 | 36 | .226 |
| 2023 | 4.76 | 0-0 | 2/2 | 5.2 | 8 | 3 | 3 | 4 | 6 | .348 |
| TOTAL | 3.60 | 1-0 | 25/2 | 35.0 | 32 | 18 | 14 | 21 | 42 | .248 |

SEASON HIGHS

IP: 3.2, vs. USC (2/24)
 H: 5, vs. USC (2/24)
 R: 2, vs. Indiana (2/17)
 ER: 2, vs. Indiana (2/17)
 K: 4, vs. Indiana (2/17)
 BB: 2, two times
 PC: 72, vs. USC (2/24)

CAREER HIGHS

3.2, vs. USC (2/24/23)
 5, vs. USC (2/24/23)
 4, vs. Ole Miss (3/18/22)
 2, three times
 5, vs. Samford (4/12/22)
 2, six times
 72, vs. USC (2/24/23)

41 • JOHN ARMSTRONG RHP

5-11 • 225 • SO • Marietta, GA • Harrison

- Named to the NCBWA Stopper of the Year Watch List
- Earned wins in back-to-back games vs. USC (2/24-25)

CAREER STATISTICS

| YEAR | ERA | W-L | G/S | IP | H | R | ER | BB | K | BAA |
|-------|------|-----|------|------|----|----|----|----|----|------|
| 2022 | 4.26 | 1-0 | 19/0 | 19.0 | 20 | 13 | 9 | 11 | 21 | .294 |
| 2023 | 4.05 | 2-0 | 4/0 | 6.2 | 2 | 3 | 3 | 4 | 6 | .091 |
| TOTAL | 4.21 | 3-0 | 23/0 | 25.2 | 22 | 16 | 12 | 15 | 27 | .244 |

SEASON HIGHS

IP: 3.1, vs. Indiana (2/17)
 H: 1, two times
 R: 3, vs. USC (2/25)
 ER: 3, vs. USC (2/25)
 K: 3, vs. Indiana (2/17)
 BB: 3, vs. USC (2/25)
 PC: 48, vs. Indiana (2/17)

CAREER HIGHS

3.1, vs. Indiana (2/17/23)
 4, vs. Arkansas (6/21/22)
 4, vs. Arkansas (6/21/22)
 4, vs. Arkansas (6/21/22)
 4, vs. Arkansas (5/8/22)
 3, vs. USC (2/25/23)
 48, vs. Indiana (2/17/23)

25 • TANNER BAUMAN LHP

6-4 • 208 • JR • Jacksonville, FL • St. John's River

- Earned the win in his Auburn debut vs. Indiana (2/17)
- Pitched a season-high 3.2 innings vs. USC (2/24)
- Rated the No. 31 impact JUCO transfer by D1 Baseball

CAREER STATISTICS

| YEAR | ERA | W-L | G/S | IP | H | R | ER | BB | K | BAA |
|-------|------|------|-------|-------|-----|-----|----|----|-----|------|
| 2021* | 4.70 | 2-3 | 19/4 | 44.0 | 47 | 28 | 23 | 18 | 40 | .267 |
| 2022* | 5.91 | 3-10 | 16/14 | 77.2 | 96 | 69 | 51 | 34 | 100 | .292 |
| 2023 | 4.26 | 1-0 | 2/0 | 6.1 | 2 | 4 | 3 | 4 | 6 | .100 |
| TOTAL | 5.41 | 6-13 | 37/18 | 128.0 | 145 | 101 | 77 | 56 | 146 | -- |

SEASON HIGHS

IP: 3.2, vs. USC (2/24)
 H: 1, two times
 R: 2, two times
 ER: 2, vs. USC (2/24)
 K: 3, two times
 BB: 3, vs. USC (2/24)
 PC: 52, two times

CAREER HIGHS

7.0, vs. Fla State Jacksonville (4/5/21)
 11, at Central Florida (3/25/22)
 8, two times
 6, three times
 11, vs. Seminole State (3/7/22)
 4, three times
 52, two times

33 • WILL CANNON RHP

6-1 • 187 • SO • Phenix City, AL • NW Florida State

- Earned a save in back-to-back games vs. USC (2/24-25)
- Has finished all three games he has appeared in
- Rated the No. 7 impact JUCO transfer by Perfect Game

CAREER STATISTICS

| YEAR | ERA | W-L | G/S | IP | H | R | ER | BB | K | BAA |
|-------|------|-----|------|------|----|----|----|----|----|------|
| 2022* | 3.10 | 3-2 | 14/1 | 29.0 | 23 | 10 | 10 | 19 | 30 | .213 |
| 2023 | 0.00 | 0-0 | 3/0 | 4.0 | 5 | 0 | 0 | 2 | 4 | .313 |
| TOTAL | 2.73 | 3-2 | 17/1 | 33.0 | 28 | 10 | 10 | 21 | 34 | -- |

SEASON HIGHS

IP: 1.2, vs. USC (2/25)
 H: 2, two times
 R: --
 ER: --
 K: 2, vs. Indiana (2/17)
 BB: 1, two times
 PC: 26, vs. USC (2/24)

CAREER HIGHS

4.2, vs. Chipola (4/9/22)
 4, two times
 3, vs. TNXL (3/5/22)
 3, vs. TNXL (3/5/22)
 5, vs. Chipola (4/9/22)
 5, vs. Chipola (4/9/22)
 26, vs. USC (2/24/23)

23 • P. CARLSON RHP

6-1 • 184 • SO • Mobile, Ala. • Faith Academy

- Registered a strikeout and flyout to keep USC scoreless in the ninth inning in the finale (2/26)

CAREER STATISTICS

| YEAR | ERA | W-L | G/S | IP | H | R | ER | BB | K | BAA |
|-------|------|-----|-----|-----|----|---|----|----|----|------|
| 2022 | 8.59 | 1-1 | 5/0 | 7.1 | 8 | 7 | 7 | 3 | 10 | .267 |
| 2023 | 9.00 | 0-0 | 2/0 | 1.0 | 3 | 1 | 1 | 0 | 2 | .429 |
| TOTAL | 8.64 | 1-1 | 7/0 | 8.1 | 11 | 8 | 8 | 3 | 12 | .297 |

SEASON HIGHS

IP: 0.2, vs. Indiana (2/19)
 H: 3, vs. Indiana (2/19)
 R: 1, vs. Indiana (2/19)
 ER: 1, vs. Indiana (2/19)
 K: 1, two times
 BB: --
 PC: 18, vs. Indiana (2/19)

CAREER HIGHS

3.0, vs. Rhode Island (3/6/22)
 3, two times
 3, vs. MTSU (3/13/22)
 3, vs. MTSU (3/13/22)
 4, vs. Rhode Island (3/6/22)
 2, vs. Jax State (3/29/22)
 40, vs. Rhode Island (3/6/22)

54 • K. COPELAND LHP

6-2 • 185 • SR • Mobile, AL • Pensacola State

- Earned the win in his first start vs. UNA last Tuesday
- Struck out six of the first 10 batters he faced
- Pitched 2.0 scoreless in the finale vs. USC (2/26)
- Tied for the team lead with seven strikeouts

CAREER STATISTICS

| YEAR | ERA | W-L | G/S | IP | H | R | ER | BB | K | BAA |
|-------|------|------|-------|------|----|----|----|----|-----|------|
| 2020* | 5.28 | 0-2 | 3/1 | 15.1 | 19 | 12 | 9 | 7 | 8 | .297 |
| 2021* | 1.74 | 7-1 | 12/8 | 57.0 | 43 | 14 | 11 | 16 | 81 | .201 |
| 2022 | 4.20 | 3-0 | 9/2 | 15.0 | 20 | 11 | 7 | 8 | 19 | .328 |
| 2023 | 1.59 | 1-0 | 2/1 | 5.2 | 6 | 1 | 1 | 0 | 7 | .286 |
| AU | 3.48 | 4-0 | 11/3 | 20.2 | 26 | 12 | 8 | 8 | 26 | .317 |
| TOTAL | 2.71 | 11-3 | 27/14 | 93.0 | 88 | 38 | 28 | 31 | 115 | -- |

SEASON HIGHS

IP: 3.2, vs. UNA (2/21)
 H: 3, two times
 R: 1, vs. UNA (2/21)
 ER: 1, vs. UNA (2/21)
 K: 6, vs. UNA (2/21)
 BB: --
 PC: 66, vs. UNA (2/21)

CAREER HIGHS

7.0, two times
 11, at Chipola (3/20/21)
 4, three times
 4, two times
 12, at NW FL State (4/30/21)
 2, nine times
 68, vs. Kennesaw St. (4/20/22)

77 • Z. CROTCHFELT LHP

6-2 • 210 • FR • Jackson, N.J. • Jackson Memorial

- Has pitched 3.2 innings in relief in his first two apps
- Tied for the team lead with seven strikeouts
- Rated the No. 183 starting pitcher by D1 Baseball
- Ranked the No. 93 player in the 2022 class by PG

CAREER STATISTICS

| YEAR | ERA | W-L | G/S | IP | H | R | ER | BB | K | BAA |
|------|------|-----|-----|-----|---|---|----|----|---|------|
| 2023 | 7.36 | 0-0 | 2/0 | 7.1 | 7 | 6 | 6 | 3 | 7 | .241 |

SEASON HIGHS

IP: 3.2, two times
 H: 4, vs. USC (2/26)
 R: 4, vs. USC (2/26)
 ER: 2, vs. Indiana (2/19)
 K: 4, vs. Indiana (2/19)
 BB: 2, vs. USC (2/26)
 PC: 62, vs. USC (2/26)

CAREER HIGHS

29 • C. HERBERHOLZ RHP

5-11 • 197 • R-JR • Scottsboro, AL • Southern Union
 • Made his first start in an Auburn uniform and pitched 4.0 innings with four strikeouts vs. USC (2/25)

CAREER STATISTICS

| YEAR | ERA | W-L | G/S | IP | H | R | ER | BB | K | BAA |
|-------|-------|-----|-------|------|----|----|----|----|----|------|
| 2020* | 10.43 | 0-4 | 5/4 | 14.2 | 17 | 19 | 17 | 10 | 13 | .288 |
| 2021* | 13.50 | 0-0 | 1/0 | 0.2 | 0 | 1 | 1 | 1 | 1 | .000 |
| 2022* | 2.40 | 4-0 | 10/7 | 56.1 | 41 | 24 | 15 | 11 | 55 | .179 |
| 2023 | 8.44 | 0-0 | 2/1 | 5.1 | 8 | 6 | 5 | 2 | 6 | .364 |
| TOTAL | 4.44 | 4-4 | 18/13 | 77.0 | 66 | 50 | 38 | 24 | 75 | .199 |

SEASON HIGHS

IP: 4.0, vs. USC (2/25)
 H: 5, vs. USC (2/25)
 R: 3, two times
 ER: 3, vs. Indiana (2/19)
 K: 4, vs. USC (2/25)
 BB: two times
 PC: 68, vs. USC (2/25)

CAREER HIGHS

7.2, at Beville State (4/15/22)
 7, vs. Shelton State (3/31/22)
 7, at Wallace State (3/24/22)
 6, at N.C. State (2/23/20)
 13, vs. Marion Military (3/17/22)
 4, vs. Bradley (2/29/20)
 78, vs. Evansville (2/16/20)

17 • TREVOR HORNE RHP

6-3 • 203 • R-FR • Phenix City, AL • Glenwood
 • Retired 5 of 6 batters faced in his Auburn debut (2/19)

CAREER STATISTICS

| YEAR | ERA | W-L | G/S | IP | H | R | ER | BB | K | BAA |
|------|------|-----|-----|-----|---|---|----|----|---|------|
| 2023 | 0.00 | 0-0 | 1/0 | 1.2 | 1 | 0 | 0 | 0 | 0 | .167 |

SEASON HIGHS

IP: 1.2, vs. Indiana (2/19)
 H: 1, vs. Indiana (2/19)
 R: --
 ER: --
 K: --
 BB: --
 PC: 23, vs. Indiana (2/19)

CAREER HIGHS

1.2, vs. Indiana (2/19/23)
 1, vs. Indiana (2/19/23)
 --
 --
 --
 23, vs. Indiana (2/19/23)

43 • CHASE ISBELL RHP

6-2 • 210 • SR • Springville, AL • Samford
 • Named to the NCBWA Stopper of the Year Watch List
 • Rated the No. 33 relief pitcher by D1 Baseball
 • Pitched an immaculate inning vs. UNA last Tuesday
 • Has allowed just two earned run in his last 11 relief apps and 17.0 innings dating back to last season

CAREER STATISTICS

| YEAR | ERA | W-L | G/S | IP | H | R | ER | BB | K | BAA |
|-------|-------|-----|------|------|----|----|----|----|----|------|
| 2020* | 3.38 | 1-0 | 5/0 | 5.1 | 3 | 4 | 2 | 7 | 6 | .167 |
| 2021* | 2.32 | 4-2 | 26/0 | 31.0 | 19 | 9 | 8 | 13 | 44 | .173 |
| 2022 | 4.82 | 1-1 | 14/0 | 18.2 | 17 | 10 | 10 | 14 | 23 | .243 |
| 2023 | 12.27 | 0-0 | 3/1 | 3.2 | 6 | 5 | 5 | 2 | 6 | .353 |
| AU | 6.04 | 1-1 | 17/1 | 22.1 | 23 | 15 | 15 | 16 | 29 | .264 |
| TOTAL | 3.84 | 6-3 | 48/1 | 58.2 | 45 | 28 | 25 | 36 | 79 | -- |

SEASON HIGHS

IP: 2.0, vs. UNA (2/21)
 H: 3, vs. USC (2/26)
 R: 4, vs. USC (2/26)
 ER: 4, vs. USC (2/26)
 K: 4, vs. UNA (2/21)
 BB: 1, two times
 PC: 36, vs. Indiana (2/18)

CAREER HIGHS

3.0, at ETSU (5/21/21)
 5, vs. Vandy (4/9/22)
 5, at LSU (4/1/22)
 5, at LSU (4/1/22)
 6, at ETSU (5/21/21)
 3, at Samford (5/17/22)
 57, at ETSU (5/21/21)

22 • HAYDEN MURPHY RHP

6-3 • 185 • FR • Chula, GA • Tiftarea Academy

CAREER STATISTICS

| YEAR | ERA | W-L | G/S | IP | H | R | ER | BB | K | BAA |
|------|------|-----|-----|-----|---|---|----|----|---|------|
| 2023 | 0.00 | 0-0 | 2/0 | 2.0 | 2 | 0 | 0 | 1 | 0 | .333 |

SEASON HIGHS

IP: 1.1, vs. USC (2/26)
 H: 1, two times
 R: --
 ER: --
 K: --
 BB: 1, vs. USC (2/26)
 PC: 21, vs. USC (2/26)

CAREER HIGHS

1.1, vs. USC (2/26/23)
 1, two times
 --
 --
 --
 1, vs. USC (2/26)
 21, vs. USC (2/26)

12 • DREW NELSON LHP

5-11 • 198 • FR • Troy, AL • Pike Liberal Arts

CAREER STATISTICS

| YEAR | ERA | W-L | G/S | IP | H | R | ER | BB | K | BAA |
|------|-------|-----|-----|-----|---|---|----|----|---|------|
| 2023 | 30.86 | 0-1 | 2/1 | 2.1 | 6 | 8 | 8 | 3 | 1 | .462 |

SEASON HIGHS

IP: 1.2, vs. USC (2/26)
 H: 4, vs. USC (2/26)
 R: 4, two times
 ER: 4, two times
 K: 1, vs. USC (2/26)
 BB: 3, vs. Indiana (2/19)
 PC: 32, vs. Indiana (2/19)

CAREER HIGHS

1.2, vs. USC (2/26/23)
 4, vs. USC (2/26/23)
 4, two times
 4, two times
 1, vs. USC (2/26/23)
 3, vs. Indiana (2/19/23)
 32, vs. Indiana (2/19/23)

44 • RYAN OLSON RHP

6-1 • 206 • FR • Auburn, AL • Auburn

CAREER STATISTICS

| YEAR | ERA | W-L | G/S | IP | H | R | ER | BB | K | BAA |
|------|-------|-----|-----|-----|---|---|----|----|---|------|
| 2023 | 27.00 | 0-0 | 1/0 | 0.1 | 1 | 1 | 1 | 2 | 0 | .500 |

SEASON HIGHS

IP: 0.1, vs. Indiana (2/19)
 H: 1, vs. Indiana (2/19)
 R: 1, vs. Indiana (2/19)
 ER: 1, vs. Indiana (2/19)
 K: --
 BB: 2, vs. Indiana (2/19)
 PC: 16, vs. Indiana (2/19)

CAREER HIGHS

0.1, vs. Indiana (2/19/23)
 1, vs. Indiana (2/19/23)
 1, vs. Indiana (2/19/23)
 1, vs. Indiana (2/19/23)
 --
 2, vs. Indiana (2/19/23)
 16, vs. Indiana (2/19/23)

20 • TOMMY SHEEHAN LHP

6-0 • 210 • Gr. • Brielle, NJ • Notre Dame

- Allowed just one earned run in his final seven appearances and 15.0 innings in 2022

CAREER STATISTICS

| YEAR | ERA | W-L | G/S | IP | H | R | ER | BB | K | BAA |
|-------|------|-------|-------|-------|-----|-----|-----|----|-----|------|
| 2018* | 5.74 | 2-4 | 14/14 | 62.2 | 62 | 43 | 40 | 41 | 27 | .264 |
| 2019* | 4.58 | 5-6 | 15/15 | 92.1 | 100 | 62 | 47 | 23 | 62 | .268 |
| 2020* | 2.70 | 3-0 | 4/4 | 23.1 | 18 | 7 | 7 | 5 | 22 | .202 |
| 2021* | 6.75 | 0-1 | 2/2 | 8.0 | 10 | 6 | 6 | 5 | 10 | .303 |
| 2022 | 4.28 | 2-0 | 16/3 | 33.2 | 25 | 18 | 16 | 22 | 29 | .207 |
| 2023 | 0.00 | 0-0 | 1/0 | 0.1 | 0 | 0 | 0 | 2 | 1 | .000 |
| AU | 4.24 | 2-0 | 17/3 | 34.0 | 25 | 18 | 16 | 24 | 30 | .205 |
| TOTAL | 4.74 | 12-11 | 52/37 | 220.1 | 215 | 136 | 116 | 98 | 151 | -- |

SEASON HIGHS

IP: 0.1, vs. Indiana (2/18)
 H: --
 R: --
 ER: --
 K: 1, vs. Indiana (2/18)
 BB: 2, vs. Indiana (2/18)
 PC: 20, vs. Indiana (2/18)

CAREER HIGHS

9.0, two times
 13, vs. North Carolina (4/13/19)
 11, vs. North Carolina (4/13/19)
 8, vs. North Carolina (4/13/19)
 9, at UAB (2/14/20)
 6, vs. Purdue (2/24/18)
 112, vs. North Carolina (4/13/19)

21 • TOMMY VAIL LHP

5-11 • 190 • Gr. • Seattle, WA • TCU/Notre Dame

- Is set to make his fourth career start and his first since 2019 vs. Florida AGM Wednesday
- Retired all 6 batters faced in his Auburn debut (2/19)
- Was teammates with Tommy Sheehan at ND from 2018-21 before spending last season at TCU

CAREER STATISTICS

| YEAR | ERA | W-L | G/S | IP | H | R | ER | BB | K | BAA |
|-------|-------------|-----|------|-------|----|----|----|----|-----|------|
| 2018* | 3.90 | 3-2 | 27/1 | 27.2 | 24 | 16 | 12 | 24 | 30 | .231 |
| 2019* | 3.27 | 3-2 | 25/2 | 44.0 | 24 | 19 | 16 | 26 | 61 | .157 |
| 2020* | 2.08 | 3-0 | 7/0 | 17.1 | 5 | 6 | 4 | 3 | 24 | .086 |
| 2021* | DNP-INJURED | | | | | | | | | |
| 2022* | 3.65 | 1-0 | 13/0 | 12.1 | 9 | 5 | 5 | 6 | 15 | .205 |
| 2023 | 0.00 | 0-0 | 2/0 | 3.2 | 1 | 0 | 0 | 2 | 3 | .083 |
| TOTAL | 3.17 | 9-4 | 74/3 | 105.0 | 63 | 46 | 37 | 61 | 133 | -- |

SEASON HIGHS

IP: 2.0, vs. Indiana (2/18)
 H: 1, vs. USC (2/25)
 R: --
 ER: --
 K: 2, vs. USC (2/25)
 BB: 2, vs. USC (2/25)
 PC: 32, vs. USC (2/25)

CAREER HIGHS

5.1, vs. Toledo (2/22/20)
 5, vs. Boston College (4/29/18)
 4, two times
 3, three times
 9, vs. Toledo (2/22/20)
 5, vs. Duke (5/21/19)
 92, vs. Boston College (4/29/18)

AUBURN IN THE NATIONAL AND SEC RANKINGS

(as of Feb. 28)

| TEAM | TOTAL | NCAA | SEC |
|--------------------------|--------------|-------------|------------|
| Batting average | .336 | 19 | 4 |
| 41 JOHN ARMSTRONG | TOTAL | NCAA | SEC |
| Wins | 2 | 5 | 1 |
| Appearances | 4 | 20 | 1 |
| 33 WILL CANNON | TOTAL | NCAA | SEC |
| Saves | 2 | 7 | 1 |
| 18 IKE IRISH | TOTAL | NCAA | SEC |
| Batting average | .586 | 2 | 1 |
| Hits | 17 | 4 | 1 |
| On-base percentage | .636 | 19 | 3 |
| Toughest to K | 29.0 | 2 | 1 |
| 14 JUSTIN KIRBY | TOTAL | NCAA | SEC |
| Home runs | 5 | 5 | 2 |
| 8 BRYSON WARE | TOTAL | NCAA | SEC |
| Batting average | .583 | 3 | 2 |
| Slugging percentage | 1.125 | 8 | 2 |
| Sacrifice bunts | 2 | 13 | 1 |
| Total bases | 27 | 18 | 3 |
| Hits | 14 | 21 | 4 |
| On-base percentage | .633 | 22 | 4 |

PITCHING CAREERS

CHASE ALLSUP'S AUBURN APPEARANCES

| 2022 - FRESHMAN YEAR | | | | | | | | | | | | |
|----------------------|-------------------------------|-----|----|-----|---|---|----|----|----|----|------|----|
| Date | Opp (Res.) | DEC | QS | IP | H | R | ER | BB | SO | HR | ERA | NP |
| 2/20 | vs. Kansas State (W, 12-1) | - | - | 1.0 | 0 | 0 | 0 | 0 | 3 | 0 | 0.00 | 14 |
| 2/25 | YALE (W, 9-0) | - | - | 1.0 | 0 | 0 | 0 | 2 | 2 | 0 | 0.00 | 25 |
| 3/2 | UAB (W, 16-1) | - | - | 1.0 | 0 | 0 | 0 | 1 | 2 | 0 | 0.00 | 20 |
| 3/9 | vs. Tennessee Tech (W, 4-3) | - | - | 2.0 | 2 | 0 | 0 | 1 | 3 | 0 | 0.00 | 39 |
| 3/13 | MIDDLE TENNESSEE-G1 (W, 10-7) | - | - | 1.1 | 3 | 1 | 0 | 1 | 3 | 0 | 0.00 | 35 |
| 3/18 | #1 OLE MISS (W, 19-5) | - | - | 1.1 | 2 | 4 | 2 | 2 | 2 | 1 | 2.35 | 49 |
| 3/26 | at Texas A&M (L, 4-5 [11]) | - | - | 0.1 | 0 | 0 | 0 | 0 | 0 | 0 | 2.25 | 1 |
| 3/27 | at Texas A&M (W, 13-9) | W | - | 1.0 | 0 | 1 | 0 | 1 | 0 | 0 | 2.00 | 19 |
| 4/5 | at UAB (W, 6-4) | S | - | 2.1 | 2 | 1 | 1 | 0 | 2 | 1 | 2.38 | 34 |
| 4/12 | SAMFORD (W, 4-1) | - | - | 2.0 | 1 | 0 | 0 | 0 | 5 | 0 | 2.03 | 33 |
| 4/19 | ALABAMA STATE (W, 6-5 [10]) | - | - | 0.2 | 0 | 0 | 0 | 2 | 0 | 0 | 1.93 | 15 |
| 4/22 | SOUTH CAROLINA (W, 6-3) | - | - | 0.2 | 0 | 0 | 0 | 0 | 0 | 0 | 1.84 | 5 |
| 4/26 | at Jax State (W, 8-4) | - | - | 2.2 | 2 | 1 | 1 | 0 | 3 | 1 | 2.08 | 31 |
| 4/30 | at #1 Tennessee (W, 8-6) | - | - | 1.1 | 2 | 1 | 1 | 1 | 1 | 0 | 2.41 | 41 |
| 5/6 | #3 ARKANSAS (L, 8-11) | - | - | 1.2 | 1 | 0 | 0 | 1 | 0 | 0 | 2.21 | 21 |
| 5/8 | #3 ARKANSAS (L, 4-7) | - | - | 0.2 | 1 | 1 | 1 | 2 | 0 | 0 | 2.57 | 22 |
| 5/14 | ALABAMA (W, 6-4) | S | - | 2.0 | 1 | 0 | 0 | 0 | 2 | 0 | 2.35 | 21 |
| 5/17 | at Samford (W, 8-4) | - | - | 1.0 | 1 | 0 | 0 | 1 | 2 | 0 | 2.25 | 21 |
| 5/20 | at Kentucky (W, 6-3) | - | - | 1.0 | 1 | 1 | 1 | 0 | 1 | 1 | 2.52 | 14 |
| 5/21 | at Kentucky (L, 3-6) | - | - | 2.0 | 2 | 1 | 1 | 0 | 2 | 0 | 2.67 | 28 |
| 5/25 | vs. Kentucky (L, 1-3) | - | - | 1.0 | 0 | 0 | 0 | 0 | 3 | 0 | 2.57 | 20 |
| 6/12 | at #3 Oregon State (L, 3-4) | - | - | 0.2 | 1 | 1 | 1 | 1 | 0 | 0 | 2.83 | 11 |
| 6/21 | vs. Arkansas (L, 1-11) | - | - | 0.2 | 2 | 2 | 2 | 1 | 1 | 0 | 3.38 | 21 |

2023 - SOPHOMORE YEAR

| Date | Opp (Res.) | DEC | QS | IP | H | R | ER | BB | SO | HR | ERA | NP |
|------|-------------------|-----|----|-----|---|---|----|----|----|----|------|----|
| 2/17 | *INDIANA (W, 8-4) | - | - | 2.0 | 3 | 2 | 2 | 2 | 4 | 1 | 9.00 | 48 |
| 2/24 | *USC (W, 5-3) | - | - | 3.2 | 5 | 1 | 1 | 2 | 2 | 0 | 4.76 | 72 |

JOHN ARMSTRONG'S AUBURN APPEARANCES

| 2022 - FRESHMAN YEAR | | | | | | | | | | | | |
|----------------------|------------------------------|-----|----|-----|---|---|----|----|----|----|------|----|
| Date | Opp (Res.) | DEC | QS | IP | H | R | ER | BB | SO | HR | ERA | NP |
| 2/18 | vs. Oklahoma (L, 0-3) | - | - | 1.0 | 0 | 0 | 0 | 0 | 1 | 0 | 0.00 | 8 |
| 2/19 | vs. #12 Texas Tech (W, 2-1) | - | - | 0.2 | 0 | 0 | 0 | 1 | 0 | 0 | 0.00 | 13 |
| 2/25 | YALE (W, 9-0) | - | - | 0.2 | 0 | 0 | 0 | 0 | 2 | 0 | 0.00 | 9 |
| 2/26 | YALE-G2 (L, 4-5 [10]) | - | - | 0.2 | 1 | 0 | 0 | 0 | 1 | 0 | 0.00 | 12 |
| 3/1 | ALABAMA STATE (W, 13-7) | - | - | 0.2 | 1 | 0 | 0 | 0 | 2 | 0 | 0.00 | 16 |
| 3/9 | vs. Tennessee Tech (W, 4-3) | - | - | 0.1 | 1 | 0 | 0 | 0 | 1 | 0 | 0.00 | 5 |
| 3/11 | MIDDLE TENNESSEE (L, 8-10) | - | - | 0.1 | 0 | 3 | 0 | 2 | 1 | 0 | 0.00 | 18 |
| 3/17 | #1 OLE MISS (L, 6-13) | - | - | 0.0 | 2 | 3 | 2 | 2 | 0 | 0 | 4.15 | 19 |
| 3/22 | vs. South Alabama (W, 13-12) | - | - | 0.1 | 0 | 0 | 0 | 0 | 0 | 0 | 3.86 | 4 |
| 3/29 | JAX STATE (L, 2-5) | - | - | 1.1 | 1 | 0 | 0 | 1 | 0 | 0 | 3.00 | 26 |
| 5/8 | #3 ARKANSAS (L, 4-7) | - | - | 2.2 | 0 | 0 | 0 | 1 | 4 | 0 | 2.08 | 40 |
| 5/13 | ALABAMA (W, 3-2) | W | - | 2.2 | 1 | 0 | 0 | 0 | 3 | 0 | 1.59 | 29 |
| 5/17 | at Samford (W, 8-4) | - | - | 2.1 | 1 | 0 | 0 | 0 | 3 | 0 | 1.32 | 29 |
| 5/20 | at Kentucky (L, 1-5) | - | - | 0.2 | 1 | 0 | 0 | 0 | 2 | 0 | 1.26 | 10 |
| 5/21 | at Kentucky (L, 3-6) | - | - | 0.0 | 3 | 2 | 2 | 1 | 0 | 0 | 2.51 | 11 |
| 6/4 | FLORIDA STATE (W, 21-7) | - | - | 2.0 | 3 | 1 | 1 | 1 | 0 | 0 | 2.76 | 24 |
| 6/11 | at #3 Oregon State (W, 7-5) | - | - | 1.0 | 0 | 0 | 0 | 1 | 0 | 0 | 2.60 | 15 |
| 6/12 | at #3 Oregon State (L, 3-4) | - | - | 0.2 | 2 | 0 | 0 | 0 | 0 | 0 | 2.50 | 9 |
| 6/21 | vs. Arkansas (L, 1-11) | - | - | 1.0 | 4 | 4 | 4 | 1 | 1 | 1 | 4.26 | 24 |

2023 - SOPHOMORE YEAR

| Date | Opp (Res.) | DEC | QS | IP | H | R | ER | BB | SO | HR | ERA | NP |
|------|-----------------------------|-----|----|-----|---|---|----|----|----|----|------|----|
| 2/17 | INDIANA (W, 8-4) | - | - | 3.1 | 0 | 0 | 0 | 1 | 3 | 0 | 0.00 | 48 |
| 2/21 | vs. North Alabama (W, 13-1) | - | - | 1.1 | 1 | 0 | 0 | 0 | 2 | 0 | 0.00 | 18 |
| 2/24 | USC (W, 5-3) | W | - | 0.1 | 0 | 0 | 0 | 0 | 0 | 0 | 0.00 | 2 |
| 2/25 | USC (W, 12-6) | W | - | 1.2 | 1 | 3 | 3 | 3 | 1 | 0 | 4.05 | 34 |

TANNER BAUMAN'S AUBURN APPEARANCES

| 2023 - JUNIOR YEAR | | | | | | | | | | | | |
|--------------------|------------------|-----|----|-----|---|---|----|----|----|----|------|----|
| Date | Opp (Res.) | DEC | QS | IP | H | R | ER | BB | SO | HR | ERA | NP |
| 2/17 | INDIANA (W, 8-4) | W | - | 2.2 | 1 | 2 | 1 | 1 | 3 | 0 | 3.38 | 52 |
| 2/24 | USC (W, 5-3) | - | - | 3.2 | 1 | 2 | 2 | 3 | 3 | 0 | 4.26 | 52 |

WILL CANNON'S AUBURN APPEARANCES

| 2023 - SOPHOMORE YEAR | | | | | | | | | | | | |
|-----------------------|------------------|-----|----|-----|---|---|----|----|----|----|------|----|
| Date | Opp (Res.) | DEC | QS | IP | H | R | ER | BB | SO | HR | ERA | NP |
| 2/17 | INDIANA (W, 8-4) | - | - | 1.0 | 1 | 0 | 0 | 0 | 2 | 0 | 0.00 | 23 |
| 2/24 | USC (W, 5-3) | S | - | 1.1 | 2 | 0 | 0 | 1 | 1 | 0 | 0.00 | 26 |
| 2/25 | USC (W, 12-6) | S | - | 1.2 | 2 | 0 | 0 | 1 | 1 | 0 | 0.00 | 24 |

PARKER CARLSON'S AUBURN APPEARANCES

| 2022 - FRESHMAN YEAR | | | | | | | | | | | | |
|----------------------|-------------------------------|-----|----|-----|---|---|----|----|----|----|------|----|
| Date | Opp (Res.) | DEC | QS | IP | H | R | ER | BB | SO | HR | ERA | NP |
| 2/23 | TROY (W, 13-1) | - | - | 1.0 | 0 | 0 | 0 | 0 | 1 | 0 | 0.00 | 8 |
| 2/26 | YALE-G2 (L, 4-5 [10]) | - | - | 1.0 | 2 | 1 | 1 | 0 | 1 | 1 | 4.50 | 17 |
| 3/6 | RHODE ISLAND (W, 14-1) | W | - | 3.0 | 2 | 1 | 1 | 1 | 4 | 1 | 3.60 | 40 |
| 3/13 | MIDDLE TENNESSEE-G1 (W, 10-7) | - | - | 0.2 | 3 | 3 | 3 | 0 | 2 | 1 | 7.94 | 24 |
| 3/29 | JAX STATE (L, 2-5) | L | - | 1.2 | 1 | 2 | 2 | 2 | 2 | 0 | 8.59 | 34 |

2023 - SOPHOMORE YEAR

| Date | Opp (Res.) | DEC | QS | IP | H | R | ER | BB | SO | HR | ERA | NP |
|------|-------------------|-----|----|-----|---|---|----|----|----|----|-------|----|
| 2/19 | INDIANA (L, 2-11) | - | - | 0.2 | 3 | 1 | 1 | 0 | 1 | 0 | 13.50 | 18 |
| 2/26 | USC (T, 12-12) | - | - | 0.1 | 0 | 0 | 0 | 0 | 1 | 0 | 9.00 | 6 |

KONNER COPELAND'S AUBURN APPEARANCES

| 2022 - JUNIOR YEAR | | | | | | | | | | | | |
|--------------------|-------------------------------|-----|----|-----|---|---|----|----|----|----|------|----|
| Date | Opp (Res.) | DEC | QS | IP | H | R | ER | BB | SO | HR | ERA | NP |
| 3/1 | *ALABAMA STATE (W, 13-7) | - | - | 2.1 | 5 | 1 | 0 | 2 | 1 | 0 | 0.00 | 52 |
| 4/1 | at #12 LSU (L, 2-9) | - | - | 0.1 | 0 | 0 | 0 | 0 | 0 | 0 | 0.00 | 1 |
| 4/15 | at Mississippi State (L, 5-9) | - | - | 0.1 | 0 | 0 | 0 | 0 | 1 | 0 | 0.00 | 3 |

| | | | | | | | | | | | | |
|------|---------------------------|---|---|-----|---|---|---|---|---|---|------|----|
| 4/20 | *KENNESAW STATE (W, 14-1) | W | - | 4.2 | 2 | 0 | 0 | 1 | 8 | 0 | 0.00 | 68 |
| 4/26 | at Jax State (W, 8-4) | W | - | 1.1 | 3 | 2 | 2 | 1 | 1 | 0 | 2.16 | 25 |
| 4/30 | at #1 Tennessee (W, 8-6) | W | - | 2.0 | 3 | 1 | 1 | 0 | 2 | 1 | 2.61 | 41 |
| 5/6 | #3 ARKANSAS (L, 8-11) | - | - | 1.1 | 2 | 4 | 4 | 2 | 1 | 2 | 5.40 | 32 |
| 5/10 | at Troy (W, 11-4) | - | - | 0.2 | 1 | 0 | 0 | 0 | 1 | 0 | 5.11 | 12 |
| 6/3 | SOUTHEASTERN (W, 19-7) | - | - | 2.2 | 4 | 3 | 0 | 2 | 4 | 0 | 4.20 | 56 |

2023 - SENIOR YEAR

| Date | Opp (Res.) | DEC | QS | IP | H | R | ER | BB | SO | HR | ERA | NP |
|------|------------------------------|-----|----|-----|---|---|----|----|----|----|------|----|
| 2/21 | *vs. North Alabama (W, 13-1) | W | - | 3.2 | 3 | 1 | 1 | 0 | 6 | 0 | 2.45 | 66 |
| 2/26 | USC (T, 12-12) | - | - | 2.0 | 3 | 0 | 0 | 0 | 1 | 0 | 1.59 | 39 |

ZACH CROTCHFELT'S AUBURN APPEARANCES

| 2023 - FRESHMAN YEAR | | | | | | | | | | | | |
|----------------------|-------------------|-----|----|-----|---|---|----|----|----|----|------|----|
| Date | Opp (Res.) | DEC | QS | IP | H | R | ER | BB | SO | HR | ERA | NP |
| 2/19 | INDIANA (L, 2-11) | - | - | 3.2 | 3 | 2 | 2 | 1 | 4 | 0 | 4.91 | 56 |
| 2/26 | USC (T, 12-12) | - | - | 3.2 | 4 | 4 | 4 | 2 | 3 | 0 | 7.36 | 62 |

JOSEPH GONZALEZ'S AUBURN APPEARANCES

| 2021 - FRESHMAN YEAR | | | | | | | | | | | | |
|----------------------|----------------------------------|-----|----|-----|---|---|----|----|----|----|------|----|
| Date | Opp (Res.) | DEC | QS | IP | H | R | ER | BB | SO | HR | ERA | NP |
| 2/20 | PRESBYTERIAN (W, 6-1) | - | - | 1.0 | 2 | 0 | 0 | 0 | 1 | 0 | 0.00 | 12 |
| 2/24 | ALABAMA A&M (W, 33-0) | - | - | 1.0 | 0 | 0 | 0 | 0 | 2 | 0 | 0.00 | 11 |
| 2/26 | vs. #25 Oklahoma (L, 3-4 [10]) | - | - | 1.1 | 4 | 1 | 1 | 0 | 0 | 0 | 2.70 | 25 |
| 3/9 | *at UAB (W, 6-5) | - | - | 5.0 | 1 | 1 | 1 | 0 | 7 | 0 | 2.16 | 60 |
| 3/14 | LITTLE ROCK (L, 6-12) | - | - | 0.2 | 2 | 1 | 1 | 0 | 0 | 0 | 3.00 | 12 |
| 3/16 | at Lipscomb (W, 9-7) | - | - | 1.1 | 1 | 0 | 0 | 0 | 1 | 0 | 2.61 | 17 |
| 3/19 | at #4 Ole Miss (L, 0-1) | L | - | 1.0 | 1 | 1 | 1 | 0 | 0 | 1 | 3.18 | 16 |
| 3/27 | *KENTUCKY (L, 4-6) | L | - | 4.0 | 8 | 5 | 5 | 2 | 4 | 0 | 5.28 | 71 |
| 4/3 | *at #1 Arkansas (L, 5-6 [10]) | - | - | 5.0 | 2 | 2 | 2 | 5 | 1 | 0 | 4.87 | 86 |
| 4/11 | *#4 MISSISSIPPI STATE (L, 10-19) | L | - | 0.2 | 7 | 9 | 9 | 1 | 9 | 0 | 8.57 | 44 |
| 4/17 | *at Alabama (L, 9-10) | - | - | 1.1 | 4 | 3 | 3 | 0 | 0 | 0 | 9.27 | 29 |
| 4/21 | JAX STATE (W, 8-7 [10]) | - | - | 3.1 | 3 | 0 | 0 | 0 | 3 | 0 | 8.06 | 55 |
| 4/25 | #10 FLORIDA (W, 10-8 [7]) | W | - | 2.2 | 3 | 2 | 2 | 1 | 0 | 0 | 7.94 | 43 |
| 4/30 | at #20 Georgia (W, 10-6 [14]) | - | - | 1.0 | 2 | 0 | 0 | 0 | 0 | 0 | 7.67 | 16 |
| 5/1 | at #20 Georgia (W, 9-7) | - | - | 2.2 | 3 | 2 | 2 | 0 | 3 | 1 | 7.59 | 29 |
| 5/7 | LSU (L, 6-9) | - | - | 3.1 | 3 | 1 | 1 | 0 | 4 | 0 | 7.13 | 51 |
| 5/12 | at Samford (L, 1-6) | - | - | 1.0 | 0 | 0 | 0 | 1 | 1 | 0 | 6.94 | 12 |
| 5/14 | TEXAS A&M (W, 5-4) | - | - | 1.0 | 0 | 0 | 0 | 0 | 0 | 0 | 6.75 | 9 |
| 5/16 | TEXAS A&M (W, 8-5) | W | - | 3.2 | 3 | 2 | 1 | 0 | 3 | 0 | 6.37 | 40 |
| 5/22 | at Missouri (L, 6-7) | - | - | 1.0 | 2 | 0 | 0 | 0 | 0 | 0 | 6.21 | 14 |
| 5/25 | vs. #11 Ole Miss (L, 4-7) | - | - | 0.1 | 0 | 0 | 0 | 0 | 0 | 0 | 6.17 | 3 |

2022 - SOPHOMORE YEAR

| Date | Opp (Res.) | DEC | QS | IP | H | R | ER | BB |
|------|------------|-----|----|----|---|---|----|----|
|------|------------|-----|----|----|---|---|----|----|

HAYDEN MURPHY'S AUBURN APPEARANCES

2023 - FRESHMAN YEAR

| Date | Opp (Res.) | DEC | QS | IP | H | R | ER | BB | SO | HR | ERA | NP |
|------|-------------------|-----|----|-----|---|---|----|----|----|----|------|----|
| 2/19 | INDIANA (L, 2-11) | - | - | 0.2 | 1 | 0 | 0 | 0 | 0 | 0 | 0.00 | 9 |
| 2/26 | USC (T, 12-12) | - | - | 1.1 | 1 | 0 | 0 | 1 | 0 | 0 | 0.00 | 21 |

DREW NELSON'S AUBURN APPEARANCES

2023 - FRESHMAN YEAR

| Date | Opp (Res.) | DEC | QS | IP | H | R | ER | BB | SO | HR | ERA | NP |
|------|--------------------|-----|----|-----|---|---|----|----|----|----|-------|----|
| 2/19 | *INDIANA (L, 2-11) | L | - | 0.2 | 2 | 4 | 4 | 3 | 0 | 1 | 54.00 | 32 |
| 2/26 | USC (T, 12-12) | - | - | 1.2 | 4 | 4 | 4 | 0 | 1 | 0 | 30.86 | 26 |

RYAN OLSON'S AUBURN APPEARANCES

2023 - FRESHMAN YEAR

| Date | Opp (Res.) | DEC | QS | IP | H | R | ER | BB | SO | HR | ERA | NP |
|------|-------------------|-----|----|-----|---|---|----|----|----|----|-------|----|
| 2/19 | INDIANA (L, 2-11) | - | - | 0.1 | 1 | 1 | 1 | 2 | 0 | 0 | 27.00 | 16 |

TOMMY SHEEHAN'S AUBURN APPEARANCES

2022 - FIFTH YEAR

| Date | Opp (Res.) | DEC | QS | IP | H | R | ER | BB | SO | HR | ERA | NP |
|------|---------------------------------|-----|----|-----|---|---|----|----|----|----|------|----|
| 2/18 | *vs. Oklahoma (L, 0-3) | - | - | 1.0 | 1 | 0 | 0 | 1 | 1 | 0 | 0.00 | 33 |
| 2/23 | *TROY (W, 13-1) | - | - | 3.0 | 1 | 1 | 1 | 3 | 1 | 0 | 2.25 | 43 |
| 3/6 | RHODE ISLAND (W, 14-1) | S | - | 3.0 | 0 | 0 | 0 | 1 | 5 | 0 | 1.29 | 47 |
| 3/13 | MIDDLE TENNESSEE-G1 (W, 10-7) W | - | - | 3.2 | 4 | 2 | 2 | 2 | 1 | 1 | 2.53 | 52 |
| 3/19 | #1 OLE MISS (L, 2-15) | - | - | 2.2 | 5 | 3 | 3 | 0 | 3 | 0 | 4.05 | 40 |
| 3/27 | * at Texas A&M (W, 13-9) | - | - | 1.0 | 3 | 5 | 5 | 4 | 0 | 0 | 6.91 | 38 |
| 4/9 | #12 VANDERBILT (L, 4-19) | - | - | 1.1 | 2 | 2 | 2 | 2 | 1 | 0 | 7.47 | 28 |
| 4/20 | KENNESAW STATE (W, 14-1) | - | - | 2.0 | 0 | 0 | 0 | 0 | 3 | 0 | 6.62 | 22 |
| 4/23 | SOUTH CAROLINA (W, 8-6) | - | - | 1.0 | 2 | 3 | 2 | 1 | 2 | 0 | 7.23 | 24 |
| 4/29 | at #1 Tennessee (L, 4-17) | - | - | 2.1 | 0 | 0 | 0 | 2 | 0 | 0 | 6.43 | 35 |
| 5/6 | #3 ARKANSAS (L, 8-11) | - | - | 1.0 | 1 | 0 | 0 | 0 | 0 | 0 | 6.14 | 19 |
| 5/8 | #3 ARKANSAS (L, 4-7) | - | - | 0.2 | 0 | 1 | 0 | 2 | 1 | 0 | 5.96 | 21 |
| 5/14 | ALABAMA (W, 6-4) | - | - | 4.0 | 1 | 0 | 0 | 1 | 4 | 0 | 5.06 | 65 |
| 5/20 | at Kentucky (L, 1-5) | - | - | 2.0 | 1 | 1 | 1 | 1 | 1 | 0 | 5.02 | 38 |
| 6/11 | at #3 Oregon State (W, 7-5) | W | - | 3.1 | 2 | 0 | 0 | 1 | 3 | 0 | 4.50 | 54 |
| 6/20 | vs. #2 Stanford (W, 6-2) | - | - | 1.2 | 2 | 0 | 0 | 1 | 3 | 0 | 4.28 | 33 |

2023 - SIXTH YEAR

| Date | Opp (Res.) | DEC | QS | IP | H | R | ER | BB | SO | HR | ERA | NP |
|------|------------------|-----|----|-----|---|---|----|----|----|----|------|----|
| 2/18 | INDIANA (W, 6-1) | - | - | 0.1 | 0 | 0 | 0 | 2 | 1 | 0 | 0.00 | 20 |

TOMMY VAIL'S AUBURN APPEARANCES

2022 - SIXTH YEAR

| Date | Opp (Res.) | DEC | QS | IP | H | R | ER | BB | SO | HR | ERA | NP |
|------|------------------|-----|----|-----|---|---|----|----|----|----|------|----|
| 2/18 | INDIANA (W, 6-1) | - | - | 2.0 | 0 | 0 | 0 | 0 | 1 | 0 | 0.00 | 27 |
| 2/25 | USC (W, 12-6) | - | - | 1.2 | 1 | 0 | 0 | 2 | 2 | 0 | 0.00 | 32 |

SUPERLATIVES AND MISCELLANEOUS NOTES

STARTS BY POSITION

STARTING PITCHER

| | | |
|----------------------|---|-------|
| Chase Allsup | 2 | 2-0 |
| Konner Copeland | 1 | 1-0 |
| Joseph Gonzalez | 1 | 1-0 |
| Christian Herberholz | 1 | 1-0 |
| Chase Isbell | 1 | 0-0-1 |
| Drew Nelson | 1 | 0-1 |

CATCHER

| | | |
|------------|---|-------|
| Nate LaRue | 6 | 4-1-1 |
| Ryan Dyal | 1 | 1-0 |

FIRST BASE

| | | |
|-----------------|---|-------|
| Cooper McMurray | 4 | 2-1-1 |
| Cam Hill | 2 | 2-0 |
| Brody Wortham | 1 | 0-1 |

SECOND BASE

| | | |
|-------------|---|-------|
| Caden Green | 4 | 2-1-1 |
| Brody Moss | 3 | 3-0 |

THIRD BASE

| | | |
|-------------|---|-------|
| Bryson Ware | 7 | 5-1-1 |
|-------------|---|-------|

SHORTSTOP

| | | |
|-------------|---|-------|
| Cole Foster | 7 | 5-1-1 |
|-------------|---|-------|

LEFT FIELD

| | | |
|--------------|---|-------|
| Bobby Peirce | 7 | 5-1-1 |
|--------------|---|-------|

CENTER FIELD

| | | |
|--------------|---|-------|
| Kason Howell | 7 | 5-1-1 |
|--------------|---|-------|

RIGHT FIELD

| | | |
|--------------|---|-------|
| Justin Kirby | 7 | 5-1-1 |
|--------------|---|-------|

DESIGNATED HITTER

| | | |
|-----------|---|-------|
| Ike Irish | 7 | 5-1-1 |
|-----------|---|-------|

2023 AUBURN & OPPONENT HIGHS

TEAM BATTING

| | AUBURN | OPPONENT |
|-----------------------|-----------------------------|-------------------------|
| Runs in a game | 13, vs. UNA [7] (2/21) | 12, USC (2/26) |
| Runs in an inning | 6 [1st], vs. UNA [7] (2/21) | 4, three times |
| Most Hits in a game | 15, two times | 15, USC (2/26) |
| Fewest Hits in a game | 8, two times | 4, vs. Indiana (2/18) |
| Hits in an inning | 5 [6th], vs. USC (2/25) | 5 [3rd], Indiana (2/19) |
| 2B in a game | 4, vs. Indiana (2/18) | 5, USC (2/26) |
| 3B in a game | 1, vs. USC (2/26) | 1, USC (2/24) |
| HR in a game | 3, vs. USC (2/26) | 2, USC (2/26) |
| SB in a game | 1, four times | 1, three times |
| LOB in a game | 13, vs. USC (2/26) | 11, two times |
| K in a game | 11, vs. Indiana (2/17) | 12, two times |
| BB in a game | 9, two times | 7, two times |

TEAM PITCHING

| | AUBURN | OPPONENT |
|----------------------|-----------------------|--------------------|
| K in a game | 12, two times | 11, Indiana (2/17) |
| BB in a game | 7, two times | 9, two times |
| Pitchers used | 7, vs. Indiana (2/19) | 7, USC (2/25) |
| Total Quality Starts | -- | -- |

TEAM FIELDING

| | AUBURN | OPPONENT |
|---------------------|-----------------------|-------------------|
| Errors in a game | 2, vs. USC (2/25) | 3, USC (2/26) |
| DP turned in a game | 2, vs. Indiana (2/18) | 2, Indiana (2/18) |

IND. BATTING

| | AUBURN | OPPONENT |
|----------------|--------------------------------|-----------------------------|
| Hits in a game | 4, Irish vs. USC (2/26) | 4, Jessee [IU] (2/19) |
| Runs in a game | 3, four times | 2, eight times |
| 2B in a game | 2, Ware vs. Indiana (2/18) | 2, four times |
| 3B in a game | 1, Irish vs. USC (2/26) | 1, Overn [USC] (2/24) |
| HR in a game | 2, Kirby vs. USC (2/26) | 1, five times |
| RBI in a game | 7, Kirby vs. USC (2/26) | 4, Mathison [IU] (2/19) |
| XBH in a game | 2, three times | 2, five times |
| SB in a game | 1, four times | 1, three times |
| BB in a game | 3, three times | 2, four times |
| HBP in a game | 1, nine times | 2, Jessee [IU] (2/17) |
| K in a game | 3, McMurray vs. Indiana (2/17) | 3, Mathison [IU] (2/17) |
| Hitting Streak | 7, two times | 3, three times |
| Consec. G w/HR | 2, Ware, vs. USC (2/25-26) | 2, Olmstead [USC] (2/25-26) |

IND. PITCHING

| | AUBURN | OPPONENT |
|------------------|----------------------------------|------------------------------|
| K by a starter | 6, Copeland vs. UNA [7] (2/21) | 5, Seiler [IU] (2/17) |
| K by a reliever | 4, two times | 4, two times |
| BB by a starter | 3, Nelson vs. Indiana (2/19) | 4, Bothwell [IU] (2/18) |
| BB by a reliever | 3, two times | 3, Sodersten [USC] (2/26) |
| IP by a starter | 5.0, Gonzalez vs. Indiana (2/18) | 5.2, Stromsborg [USC] (2/24) |
| IP by a reliever | 3.2, three times | 3.0, three times |

MISCELLANEOUS AUBURN

| | |
|-----------------------------|---------------------------|
| Biggest comeback win | 3, vs. USC (2/25) |
| Biggest blown lead loss | -- |
| Largest margin of victory | 12, vs. UNA [7] (2/21) |
| Largest margin of defeat | 9, vs. Indiana (2/19) |
| Longest game, Time | 3:48, vs. USC (2/26) |
| Longest game, Time (9 inn) | 3:48, vs. USC (2/26) |
| Shortest game, Time (9 inn) | 2:33, vs. Indiana (2/18) |
| Longest game, Innings | 9, six times |
| Largest crowd, Home | 4,097, vs. Indiana (2/18) |
| Largest crowd, Road | -- |
| Largest crowd, Neutral | 5,448, vs. UNA [7] (2/21) |

STARTS BY ORDER

LEADOFF

| | | |
|--------------|---|-------|
| Bobby Peirce | 7 | 5-1-1 |
|--------------|---|-------|

2ND SPOT

| | | |
|-------------|---|-------|
| Cole Foster | 5 | 3-1-1 |
| Brody Moss | 2 | 2-0 |

3RD SPOT

| | | |
|--------------|---|-------|
| Justin Kirby | 4 | 3-0-1 |
| Ike Irish | 3 | 2-1 |

CLEANUP

| | | |
|--------------|---|-------|
| Ike Irish | 4 | 3-0-1 |
| Justin Kirby | 3 | 2-1 |

5TH SPOT

| | | |
|-----------------|---|-------|
| Bryson Ware | 4 | 3-0-1 |
| Nate LaRue | 2 | 2-0 |
| Cooper McMurray | 1 | 0-1 |

6TH SPOT

| | | |
|-----------------|---|-------|
| Kason Howell | 4 | 2-1-1 |
| Ryan Dyal | 1 | 1-0 |
| Cole Foster | 1 | 1-0 |
| Cooper McMurray | 1 | 1-0 |

7TH SPOT

| | | |
|-----------------|---|-------|
| Cooper McMurray | 2 | 1-0-1 |
| Bryson Ware | 2 | 1-1 |
| Cole Foster | 1 | 1-0 |
| Cam Hill | 1 | 1-0 |
| Kason Howell | 1 | 1-0 |

8TH SPOT

| | | |
|---------------|---|-------|
| Nate LaRue | 4 | 2-1-1 |
| Cam Hill | 1 | 1-0 |
| Bryson Ware | 1 | 1-0 |
| Brody Wortham | 1 | 1-0 |

9TH SPOT

| | | |
|--------------|---|-------|
| Caden Green | 4 | 2-1-1 |
| Kason Howell | 2 | 2-0 |
| Brody Moss | 1 | 1-0 |

PITCHING NOTES

2023 BULLPEN BY NUMBERS

| | |
|-----------------|-------|
| Total App..... | 25 |
| Saves/Opp..... | 2/2 |
| IR/IRS..... | 29/11 |
| BA Against..... | .234 |
| ERA..... | 4.71 |

SAVES/OPP

| | |
|------------------|-----|
| Will Cannon..... | 2/2 |
|------------------|-----|

INHERITED RUNNERS/SCORED

| | |
|---------------------------|-----|
| John Armstrong..... | 7/0 |
| Will Cannon..... | 4/3 |
| Parker Carlson..... | 3/2 |
| Konner Copeland..... | 1/1 |
| Zach Crotchfelt..... | 2/0 |
| Christian Herberholz..... | 2/0 |
| Trevor Horne..... | 3/1 |
| Chase Isbell..... | 3/0 |
| Hayden Murphy..... | 4/4 |

1ST BATTER FACED/RETIRED

| | |
|---------------------------|-----|
| John Armstrong..... | 4/4 |
| Tanner Bauman..... | 2/2 |
| Will Cannon..... | 3/2 |
| Parker Carlson..... | 2/2 |
| Konner Copeland..... | 1/0 |
| Zach Crotchfelt..... | 2/2 |
| Christian Herberholz..... | 1/1 |
| Trevor Horne..... | 1/1 |
| Chase Isbell..... | 2/1 |
| Hayden Murphy..... | 2/1 |
| Drew Nelson..... | 1/0 |
| Ryan Olson..... | 1/0 |
| Tommy Sheehan..... | 1/0 |
| Tommy Vail..... | 2/1 |

RELIEF ERA

| | |
|---------------------------|-------|
| Will Cannon..... | 0.00 |
| Konner Copeland..... | 0.00 |
| Trevor Horne..... | 0.00 |
| Hayden Murphy..... | 0.00 |
| Tommy Sheehan..... | 0.00 |
| Tommy Vail..... | 0.00 |
| Chase Isbell..... | 2.45 |
| John Armstrong..... | 4.05 |
| Tanner Bauman..... | 4.26 |
| Zach Crotchfelt..... | 7.36 |
| Parker Carlson..... | 9.00 |
| Christian Herberholz..... | 20.25 |
| Drew Nelson..... | 21.60 |
| Ryan Olson..... | 27.00 |

2023 Auburn Baseball
Team Game-by-Game for Auburn (as of Feb 26, 2023)
Pitching (All games)

| Date | Opponent | ip | h | r | er | bb | so | 2b | 3b | hr | wp | bk | hbp | dp | ibb | score | w-l | sv | era |
|--------|------------------|------|----|----|----|----|----|----|----|----|----|----|-----|----|-----|-------|-----|----|------|
| Feb 17 | INDIANA | 9.0 | 5 | 4 | 3 | 4 | 12 | 0 | 0 | 1 | 0 | 0 | 3 | 0 | 0 | 8-4 | 1-0 | 0 | 3.00 |
| Feb 18 | INDIANA | 9.0 | 4 | 1 | 1 | 3 | 5 | 1 | 0 | 0 | 0 | 0 | 1 | 2 | 0 | 6-1 | 2-0 | 0 | 2.00 |
| Feb 19 | INDIANA | 9.0 | 14 | 11 | 11 | 7 | 7 | 4 | 0 | 1 | 1 | 0 | 1 | 0 | 0 | 2-11 | 2-1 | 0 | 5.00 |
| Feb 21 | vs North Alabama | 7.0 | 5 | 1 | 1 | 0 | 12 | 3 | 0 | 0 | 0 | 0 | 0 | 0 | 0 | 13-1 | 3-1 | 0 | 4.24 |
| Feb 24 | USC | 9.0 | 8 | 3 | 3 | 6 | 6 | 2 | 1 | 0 | 0 | 0 | 1 | 1 | 0 | 5-3 | 4-1 | 1 | 3.98 |
| Feb 25 | USC | 9.0 | 9 | 6 | 5 | 7 | 8 | 2 | 0 | 1 | 0 | 0 | 0 | 1 | 0 | 12-6 | 5-1 | 2 | 4.15 |
| Feb 26 | USC | 9.0 | 15 | 12 | 12 | 4 | 6 | 5 | 0 | 2 | 2 | 0 | 1 | 0 | 0 | 12-12 | 5-1 | 2 | 5.31 |
| Totals | | 61.0 | 60 | 38 | 36 | 31 | 56 | 17 | 1 | 5 | 3 | 0 | 7 | 4 | 0 | 58-38 | 5-1 | 2 | 5.31 |

AUBURN STARTING PITCHER BREAKDOWN

| Starter | GS | Quality Starts | Run Support | RS/Start | Auburn Record |
|------------|----|----------------|-------------|----------|---------------|
| Allsup | 2 | -- | 1 | 0.5 | 2-0 |
| Copeland | 1 | -- | 9 | 9.0 | 1-0 |
| Gonzalez | 1 | -- | 4 | 4.0 | 1-0 |
| Herberholz | 1 | -- | 3 | 3.0 | 1-0 |
| Isbell | 1 | -- | 0 | 0.0 | 0-0-1 |
| Nelson | 1 | -- | 0 | 0.0 | 0-1 |

| Auburn Overall Rankings | | | Auburn SEC-Only Rankings | | |
|-------------------------|-------|------|--------------------------|------|-----|
| Category | Rank | No. | Category | Rank | No. |
| ERA | 12th | 5.31 | ERA | -- | -- |
| Opp BA | 13th | .258 | Opp BA | -- | -- |
| Hits Allowed | 12th | 60 | Hits Allowed | -- | -- |
| Walks | T-8th | 31 | Walks | -- | -- |
| Strikeouts | 14th | 56 | Strikeouts | -- | -- |

AUBURN PITCHING BREAKDOWN

| | W-L | ERA | IP | H | R | ER | BB | K | HR | AVG | W-L | ERA | IP | H | R | ER | BB | K | HR | AVG | |
|-----------|-----|------|------|----|----|----|----|----|----|------|-------|-----|------|------|----|----|----|----|----|-----|------|
| STARTERS | 2-1 | 6.63 | 19.0 | 23 | 15 | 14 | 9 | 17 | 5 | .307 | HOME | 4-1 | 5.83 | 54.0 | 55 | 37 | 35 | 31 | 44 | 5 | .264 |
| RELIEVERS | 3-0 | 4.71 | 42.0 | 37 | 23 | 22 | 22 | 39 | 0 | .234 | ROAD | -- | -- | -- | -- | -- | -- | -- | -- | -- | -- |
| TOTALS | 5-1 | 5.31 | 61.0 | 60 | 38 | 36 | 31 | 56 | 5 | .258 | NEUT. | 1-0 | 1.29 | 7.0 | 5 | 1 | 1 | 0 | 12 | 0 | .200 |

HITTING NOTES

2023 MULTI-HIT GAMES

| | 2 | 3 | 4 | 5+ | Total |
|-----------------|---|---|---|----|-------|
| Ike Irish | 3 | 2 | 1 | - | 6 |
| Bryson Ware | 3 | 2 | - | - | 5 |
| Bobby Peirce | 1 | 2 | - | - | 3 |
| Cole Foster | 1 | 1 | - | - | 2 |
| Kason Howell | 2 | - | - | - | 2 |
| Caden Green | 1 | - | - | - | 1 |
| Justin Kirby | 1 | - | - | - | 1 |
| Cooper McMurray | - | 1 | - | - | 1 |
| Brody Moss | 1 | - | - | - | 1 |

CAREER AUBURN MULTI-HIT GAMES

| | 2 | 3 | 4 | 5+ | Total |
|-----------------|----|----|---|----|-------|
| Kason Howell | 39 | 16 | 1 | - | 56 |
| Bryson Ware | 14 | 6 | - | - | 20 |
| Cam Hill | 13 | 4 | - | - | 17 |
| Bobby Peirce | 8 | 5 | - | - | 13 |
| Cole Foster | 8 | 3 | 1 | - | 12 |
| Nate LaRue | 8 | 1 | - | - | 9 |
| Ryan Dyal | 7 | - | - | - | 7 |
| Josh Hall | 5 | 1 | - | - | 6 |
| Ike Irish | 3 | 2 | 1 | - | 6 |
| Mike Bello | 3 | 2 | - | - | 5 |
| Caden Green | 1 | - | - | - | 1 |
| Justin Kirby | 1 | - | - | - | 1 |
| Mason Land | 1 | - | - | - | 1 |
| Cooper McMurray | - | 1 | - | - | 1 |
| Brody Moss | 1 | - | - | - | 1 |

2023 MULTI-RBI GAMES

| | 2 | 3 | 4 | 5+ | Total |
|-----------------|---|---|---|----|-------|
| Bobby Peirce | 1 | 2 | - | - | 3 |
| Cole Foster | 2 | - | - | - | 2 |
| Justin Kirby | 1 | - | - | 1 | 2 |
| Bryson Ware | - | 2 | - | - | 2 |
| Cam Hill | 1 | - | - | - | 1 |
| Ike Irish | 1 | - | - | - | 1 |
| Cooper McMurray | - | 1 | - | - | 1 |
| Brody Moss | 1 | - | - | - | 1 |

CAREER AUBURN MULTI-RBI GAMES

| | 2 | 3 | 4 | 5+ | Total |
|-----------------|----|---|---|----|-------|
| Kason Howell | 11 | 7 | - | 1 | 19 |
| Bryson Ware | 7 | 2 | 2 | 2 | 13 |
| Cole Foster | 7 | 2 | 1 | 1 | 11 |
| Cam Hill | 7 | 3 | 1 | - | 11 |
| Nate LaRue | 9 | 1 | - | 1 | 11 |
| Bobby Peirce | 7 | 4 | - | - | 11 |
| Ryan Dyal | 5 | 3 | 1 | - | 9 |
| Josh Hall | 2 | 1 | - | - | 3 |
| Mike Bello | 3 | - | - | - | 3 |
| Justin Kirby | 1 | - | - | 1 | 2 |
| Ike Irish | 1 | - | - | - | 1 |
| Cooper McMurray | - | 1 | - | - | 1 |
| Brody Moss | 1 | - | - | - | 1 |

CAREER AUBURN STARTS

| | Career | Consec. |
|-----------------|--------|---------|
| Kason Howell | 196 | 120 |
| Bryson Ware | 67 | 7 |
| Cole Foster | 63 | 16 |
| Nate LaRue | 61 | 3 |
| Cam Hill | 58 | - |
| Ryan Dyal | 50 | - |
| Bobby Peirce | 47 | 31 |
| Mike Bello | 27 | - |
| Josh Hall | 16 | - |
| Mason Land | 9 | - |
| Ike Irish | 7 | 7 |
| Justin Kirby | 7 | 7 |
| Caden Green | 4 | 1 |
| Cooper McMurray | 4 | 2 |
| Brody Moss | 3 | - |
| Brody Wortham | 1 | - |

TEAM NOTES

| Auburn Overall SEC Rankings | | | Auburn SEC-Only Rankings | | |
|-----------------------------|--------|------|--------------------------|------|-----|
| Category | Rank | No. | Category | Rank | No. |
| Avg. | 4th | .336 | Avg. | -- | -- |
| Hits | 6th | 80 | Hits | -- | -- |
| 2B | T-10th | 12 | 2B | -- | -- |
| HR | T-8th | 10 | HR | -- | -- |
| BB | T-8th | 37 | BB | -- | -- |

2023 AUBURN HOME RUNS

| No. | Player (#) | Opponent (Date) | On | Outs | Inn. | Pitcher |
|-----|---------------------|----------------------|----|------|------|---------------|
| 1 | Justin Kirby (1) | Indiana (2/17) | 1 | 0 | 4 | Levy (R) |
| 2 | Justin Kirby (2) | Indiana (2/19) | 0 | 0 | 8 | Kraft (L) |
| 3 | Bobby Peirce (1) | North Alabama (2/21) | 0 | 1 | 5 | Malecha (R) |
| 4 | Bryson Ware (1) | North Alabama (2/21) | 1 | 0 | 6 | Malecha (R) |
| 5 | Justin Kirby (3) | USC (2/24) | 0 | 2 | 7 | Blum (R) |
| 6 | Bryson Ware (2) | USC (2/25) | 1 | 2 | 8 | Wisch (R) |
| 7 | Cooper McMurray (1) | USC (2/25) | 1 | 2 | 8 | Wisch (R) |
| 8 | Bryson Ware (3) | USC (2/26) | 0 | 2 | 1 | Hammond (R) |
| 9 | Justin Kirby (4) | USC (2/26) | 2 | 2 | 2 | Hammond (R) |
| 10 | Justin Kirby (5) | USC (2/26) | 3 | 0 | 5 | Sodersten (R) |

AUBURN HITTING STREAKS

| | Current | '23 | Career |
|-----------------|---------|-----|--------|
| Mike Bello | 1 | 1 | 6 |
| Ryan Dyal | - | 1 | 4 |
| Cole Foster | 3 | 3 | 6 |
| Caden Green | 1 | 2 | 2 |
| Josh Hall | - | - | 4 |
| Cam Hill | - | 1 | 8 |
| Kason Howell | - | 4 | 9 |
| Ike Irish | 7 | 7 | 7 |
| Justin Kirby | 1 | 1 | 1 |
| Mason Land | - | - | 7 |
| Nate LaRue | 1 | 1 | 4 |
| C. McMurray | - | 1 | 1 |
| Gavin Miller | 1 | 1 | 1 |
| Brody Moss | 1 | 1 | 2 |
| Bobby Peirce | 4 | 4 | 11 |
| Chris Stanfield | 1 | 1 | 1 |
| Bryson Ware | 7 | 7 | 7 |

AUBURN REACHED BASE STREAKS

| | Current | '23 | Career |
|-----------------|---------|-----|--------|
| Mike Bello | 1 | 1 | 8 |
| Ryan Dyal | - | 1 | 15 |
| Cole Foster | 7 | 7 | 11 |
| Caden Green | 1 | 2 | 2 |
| Josh Hall | - | - | 5 |
| Cam Hill | 2 | 2 | 8 |
| Kason Howell | 5 | 5 | 23 |
| Ike Irish | 7 | 7 | 7 |
| Justin Kirby | 1 | 5 | 5 |
| Mason Land | - | - | 7 |
| Nate LaRue | 1 | 2 | 7 |
| C. McMurray | 2 | 2 | 2 |
| Gavin Miller | 1 | 1 | 1 |
| Brody Moss | 1 | 1 | 2 |
| Bobby Peirce | 4 | 4 | 20 |
| Chris Stanfield | 1 | 1 | 1 |
| Bryson Ware | 8 | 7 | 8 |
| Brody Wortham | - | 2 | 2 |
| Carter Wright | 1 | 1 | 1 |

BUNT HITS

| Player | No. |
|--------------|----------|
| Kason Howell | 1 |
| Ike Irish | 1 |
| Bryson Ware | 1 |
| TOTAL | 3 |

SAC BUNTS

| Player | No. |
|--------------|----------|
| Bryson Ware | 2 |
| Cole Foster | 1 |
| Caden Green | 1 |
| TOTAL | 4 |

SAC FLIES

| Player | No. |
|--------------|----------|
| Nate LaRue | 1 |
| Brody Moss | 1 |
| Bryson Ware | 1 |
| TOTAL | 3 |

OUTFIELD ASSISTS

| Player | No. |
|--------------|----------|
| Josh Hall | 1 |
| TOTAL | 1 |

PINCH HITS

| Player | No. |
|-----------------|----------|
| Mike Bello | 1 |
| Gavin Miller | 1 |
| Chris Stanfield | 1 |
| TOTAL | 3 |

AUBURN CAREER HOME RUN BREAKDOWN

| | 1R | 2R | 3R | GS | Career | Home | Road | Last |
|----------|----|----|----|----|--------|------|------|---------|
| Bello | 1 | -- | -- | -- | 1 | -- | 1 | 3/26/22 |
| Dyal | 3 | 3 | -- | 1 | 7 | 6 | 1 | 3/17/22 |
| Foster | 4 | 2 | 2 | 1 | 9 | 6 | 3 | 6/3/22 |
| Hill | 2 | 3 | -- | 1 | 6 | 6 | -- | 6/4/22 |
| Howell | 4 | 3 | 2 | -- | 9 | 3 | 6 | 3/18/22 |
| Kirby | 2 | 1 | 1 | 1 | 5 | 5 | -- | 2/26/23 |
| LaRue | 5 | 3 | -- | -- | 8 | 6 | 2 | 6/3/22 |
| McMurray | -- | 1 | -- | -- | 1 | 1 | -- | 6/25/23 |
| Peirce | 8 | 2 | 1 | -- | 11 | 5 | 6 | 2/21/23 |
| Ware | 3 | 6 | -- | 1 | 10 | 7 | 3 | 2/26/23 |

AUBURN 2023 GAME-BY-GAME STARTING LINEUPS

| DATE | OPP | 1 | 2 | 3 | 4 | 5 | 6 | 7 | 8 | 9 | SP |
|------|-----------------------|--------|--------|-------|-------|----------|----------|----------|---------|--------|------------|
| 2/17 | Indiana | Peirce | Foster | Irish | Kirby | LaRue | McMurray | Howell | Ware | Green | Allsup |
| 2/18 | Indiana | Peirce | Foster | Irish | Kirby | LaRue | Howell | Ware | Wortham | Green | Gonzalez |
| 2/19 | Indiana | Peirce | Foster | Irish | Kirby | McMurray | Howell | Ware | LaRue | Green | Nelson |
| 2/21 | vs. North Alabama | Peirce | Moss | Kirby | Irish | Ware | Dyal | Foster | Hill | Howell | Copeland |
| 2/24 | USC | Peirce | Moss | Kirby | Irish | Ware | Foster | Hill | LaRue | Howell | Allsup |
| 2/25 | USC | Peirce | Foster | Kirby | Irish | Ware | Howell | McMurray | LaRue | Moss | Herberholz |
| 2/26 | USC | Peirce | Foster | Kirby | Irish | Ware | Howell | McMurray | LaRue | Green | Isbell |
| 3/1 | Florida A&M | | | | | | | | | | |
| 3/3 | Lipscomb | | | | | | | | | | |
| 3/4 | Lipscomb | | | | | | | | | | |
| 3/5 | Lipscomb | | | | | | | | | | |
| 3/7 | UAB | | | | | | | | | | |
| 3/8 | at Jacksonville State | | | | | | | | | | |
| 3/10 | Southeastern | | | | | | | | | | |
| 3/11 | Southeastern | | | | | | | | | | |
| 3/12 | Southeastern | | | | | | | | | | |
| 3/14 | Georgia Tech | | | | | | | | | | |
| 3/17 | at Arkansas* | | | | | | | | | | |
| 3/18 | at Arkansas* | | | | | | | | | | |
| 3/19 | at Arkansas* | | | | | | | | | | |
| 3/21 | vs. South Alabama | | | | | | | | | | |
| 3/23 | Georgia* | | | | | | | | | | |
| 3/24 | Georgia* | | | | | | | | | | |
| 3/25 | Georgia* | | | | | | | | | | |
| 3/28 | North Alabama | | | | | | | | | | |
| 3/31 | at Florida* | | | | | | | | | | |
| 4/1 | at Florida* | | | | | | | | | | |
| 4/2 | at Florida* | | | | | | | | | | |
| 4/4 | at UAB | | | | | | | | | | |
| 4/6 | Texas A&M* | | | | | | | | | | |
| 4/7 | Texas A&M* | | | | | | | | | | |
| 4/8 | Texas A&M* | | | | | | | | | | |
| 4/11 | at Georgia Tech | | | | | | | | | | |
| 4/14 | at Alabama* | | | | | | | | | | |
| 4/15 | at Alabama* | | | | | | | | | | |
| 4/16 | at Alabama* | | | | | | | | | | |
| 4/18 | Samford | | | | | | | | | | |
| 4/21 | Mississippi State* | | | | | | | | | | |
| 4/22 | Mississippi State* | | | | | | | | | | |
| 4/23 | Mississippi State* | | | | | | | | | | |
| 4/25 | Troy | | | | | | | | | | |
| 4/28 | at South Carolina* | | | | | | | | | | |
| 4/29 | at South Carolina* | | | | | | | | | | |
| 4/30 | at South Carolina* | | | | | | | | | | |
| 5/5 | LSU* | | | | | | | | | | |
| 5/6 | LSU* | | | | | | | | | | |
| 5/7 | LSU* | | | | | | | | | | |
| 5/9 | vs. Samford | | | | | | | | | | |
| 5/11 | at Ole Miss* | | | | | | | | | | |
| 5/12 | at Ole Miss* | | | | | | | | | | |
| 5/13 | at Ole Miss* | | | | | | | | | | |
| 5/16 | Jacksonville State | | | | | | | | | | |
| 5/18 | Missouri* | | | | | | | | | | |
| 5/19 | Missouri* | | | | | | | | | | |
| 5/20 | Missouri* | | | | | | | | | | |

* - SEC Game

AUBURN 2023 GAME-BY-GAME STARTERS

| DATE | OPP | SP | C | 1B | 2B | 3B | SS | LF | CF | RF | DH |
|------|-----------------------|------------|-------|----------|-------|------|--------|--------|--------|-------|-------|
| 2/17 | Indiana | Allsup | LaRue | McMurray | Green | Ware | Foster | Peirce | Howell | Kirby | Irish |
| 2/18 | Indiana | Gonzalez | LaRue | Wortham | Green | Ware | Foster | Peirce | Howell | Kirby | Irish |
| 2/19 | Indiana | Nelson | LaRue | McMurray | Green | Ware | Foster | Peirce | Howell | Kirby | Irish |
| 2/21 | vs. North Alabama | Copeland | Dyal | Hill | Moss | Ware | Foster | Peirce | Howell | Kirby | Irish |
| 2/24 | USC | Allsup | LaRue | Hill | Moss | Ware | Foster | Peirce | Howell | Kirby | Irish |
| 2/25 | USC | Herberholz | LaRue | McMurray | Moss | Ware | Foster | Peirce | Howell | Kirby | Irish |
| 2/26 | USC | Isbell | LaRue | McMurray | Green | Ware | Foster | Peirce | Howell | Kirby | Irish |
| 3/1 | Florida A&M | | | | | | | | | | |
| 3/3 | Lipscomb | | | | | | | | | | |
| 3/4 | Lipscomb | | | | | | | | | | |
| 3/5 | Lipscomb | | | | | | | | | | |
| 3/7 | UAB | | | | | | | | | | |
| 3/8 | at Jacksonville State | | | | | | | | | | |
| 3/10 | Southeastern | | | | | | | | | | |
| 3/11 | Southeastern | | | | | | | | | | |
| 3/12 | Southeastern | | | | | | | | | | |
| 3/14 | Georgia Tech | | | | | | | | | | |
| 3/17 | at Arkansas* | | | | | | | | | | |
| 3/18 | at Arkansas* | | | | | | | | | | |
| 3/19 | at Arkansas* | | | | | | | | | | |
| 3/21 | vs. South Alabama | | | | | | | | | | |
| 3/23 | Georgia* | | | | | | | | | | |
| 3/24 | Georgia* | | | | | | | | | | |
| 3/25 | Georgia* | | | | | | | | | | |
| 3/28 | North Alabama | | | | | | | | | | |
| 3/31 | at Florida* | | | | | | | | | | |
| 4/1 | at Florida* | | | | | | | | | | |
| 4/2 | at Florida* | | | | | | | | | | |
| 4/4 | at UAB | | | | | | | | | | |
| 4/6 | Texas A&M* | | | | | | | | | | |
| 4/7 | Texas A&M* | | | | | | | | | | |
| 4/8 | Texas A&M* | | | | | | | | | | |
| 4/11 | at Georgia Tech | | | | | | | | | | |
| 4/14 | at Alabama* | | | | | | | | | | |
| 4/15 | at Alabama* | | | | | | | | | | |
| 4/16 | at Alabama* | | | | | | | | | | |
| 4/18 | Samford | | | | | | | | | | |
| 4/21 | Mississippi State* | | | | | | | | | | |
| 4/22 | Mississippi State* | | | | | | | | | | |
| 4/23 | Mississippi State* | | | | | | | | | | |
| 4/25 | Troy | | | | | | | | | | |
| 4/28 | at South Carolina* | | | | | | | | | | |
| 4/29 | at South Carolina* | | | | | | | | | | |
| 4/30 | at South Carolina* | | | | | | | | | | |
| 5/5 | LSU* | | | | | | | | | | |
| 5/6 | LSU* | | | | | | | | | | |
| 5/7 | LSU* | | | | | | | | | | |
| 5/9 | vs. Samford | | | | | | | | | | |
| 5/11 | at Ole Miss* | | | | | | | | | | |
| 5/12 | at Ole Miss* | | | | | | | | | | |
| 5/13 | at Ole Miss* | | | | | | | | | | |
| 5/16 | Jacksonville State | | | | | | | | | | |
| 5/18 | Missouri* | | | | | | | | | | |
| 5/19 | Missouri* | | | | | | | | | | |
| 5/20 | Missouri* | | | | | | | | | | |

* - SEC Game

2023 OVERALL STATS



**2023 Auburn Baseball
Overall Statistics for Auburn (as of Feb 26, 2023)
(All games Sorted by Batting avg)**



Record: 5-1-1 Home: 4-1-1 Away: 0-0 Neutral: 1-0 SEC: 0-0

| Player | avg | gp-gs | ab | r | h | 2b | 3b | hr | rbi | tb | slg% | bb | hp | so | gdp | ob% | sf | sh | sb-att | po | a | e | fld% | |
|---------------------|-------|-------|-----|----|----|----|----|----|-----|-----|-------|----|----|----|-----|-------|----|----|--------|-----|----|---|-------|--|
| 18 Irish, Ike | .586 | 7-7 | 29 | 8 | 17 | 4 | 1 | 0 | 6 | 23 | .793 | 4 | 0 | 1 | 1 | .636 | 0 | 0 | 1-1 | 0 | 0 | 0 | .000 | |
| 8 Ware, Bryson | .583 | 7-7 | 24 | 6 | 14 | 4 | 0 | 3 | 9 | 27 | 1.125 | 3 | 2 | 3 | 1 | .633 | 1 | 2 | 1-1 | 3 | 10 | 2 | .867 | |
| 27 Peirce, Bobby | .379 | 7-7 | 29 | 6 | 11 | 1 | 0 | 1 | 8 | 15 | .517 | 0 | 0 | 3 | 0 | .379 | 0 | 0 | 0-0 | 17 | 0 | 1 | .944 | |
| 1 Green, Caden | .308 | 5-4 | 13 | 4 | 4 | 0 | 0 | 0 | 1 | 4 | .308 | 2 | 0 | 1 | 0 | .400 | 0 | 1 | 0-0 | 3 | 15 | 0 | 1.000 | |
| 7 Foster, Cole | .304 | 7-7 | 23 | 7 | 7 | 1 | 0 | 0 | 6 | 8 | .348 | 8 | 1 | 4 | 0 | .500 | 0 | 1 | 0-1 | 4 | 18 | 0 | 1.000 | |
| 26 McMurray, Cooper | .286 | 4-4 | 14 | 5 | 4 | 0 | 0 | 1 | 3 | 7 | .500 | 3 | 1 | 6 | 0 | .444 | 0 | 0 | 0-0 | 34 | 1 | 1 | .972 | |
| 5 Howell, Kason | .241 | 7-7 | 29 | 3 | 7 | 2 | 0 | 0 | 1 | 9 | .310 | 1 | 0 | 7 | 0 | .267 | 0 | 0 | 0-0 | 20 | 0 | 0 | 1.000 | |
| 14 Kirby, Justin | .200 | 7-7 | 25 | 9 | 5 | 0 | 0 | 5 | 11 | 20 | .800 | 7 | 1 | 7 | 0 | .394 | 0 | 0 | 0-0 | 11 | 0 | 0 | 1.000 | |
| 24 LaRue, Nate | .111 | 6-6 | 18 | 2 | 2 | 0 | 0 | 0 | 1 | 2 | .111 | 4 | 0 | 5 | 0 | .261 | 1 | 0 | 2-2 | 43 | 4 | 1 | .979 | |
| ----- | | | | | | | | | | | | | | | | | | | | | | | | |
| 3 Stanfield, Chris | 1.000 | 3-0 | 1 | 0 | 1 | 0 | 0 | 0 | 1 | 1 | 1.000 | 0 | 0 | 0 | 0 | 1.000 | 0 | 0 | 0-0 | 0 | 0 | 0 | .000 | |
| 11 Miller, Gavin | .500 | 1-0 | 2 | 0 | 1 | 0 | 0 | 0 | 0 | 1 | .500 | 0 | 0 | 1 | 0 | .500 | 0 | 0 | 0-0 | 0 | 0 | 0 | .000 | |
| 9 Moss, Brody | .333 | 3-3 | 9 | 2 | 3 | 0 | 0 | 0 | 3 | 3 | .333 | 1 | 1 | 2 | 0 | .417 | 1 | 0 | 0-0 | 3 | 7 | 0 | 1.000 | |
| 31 Bello, Mike | .333 | 4-0 | 6 | 3 | 2 | 0 | 0 | 0 | 1 | 2 | .333 | 0 | 0 | 1 | 0 | .333 | 0 | 0 | 0-0 | 5 | 0 | 0 | 1.000 | |
| 6 Dyal, Ryan | .250 | 2-1 | 4 | 1 | 1 | 0 | 0 | 0 | 1 | 1 | .250 | 0 | 1 | 0 | 0 | .400 | 0 | 0 | 0-0 | 11 | 1 | 0 | 1.000 | |
| 16 Hill, Cam | .200 | 2-2 | 5 | 1 | 1 | 0 | 0 | 0 | 2 | 1 | .200 | 2 | 0 | 1 | 1 | .429 | 0 | 0 | 0-0 | 11 | 0 | 0 | 1.000 | |
| 10 Wortham, Brody | .000 | 3-1 | 4 | 1 | 0 | 0 | 0 | 0 | 0 | 0 | .000 | 2 | 1 | 1 | 0 | .429 | 0 | 0 | 0-0 | 16 | 1 | 0 | 1.000 | |
| 4 Wright, Carter | .000 | 2-0 | 2 | 0 | 0 | 0 | 0 | 0 | 0 | 0 | .000 | 0 | 1 | 0 | 0 | .333 | 0 | 0 | 0-0 | 1 | 1 | 0 | 1.000 | |
| 2 Hall, Josh | .000 | 5-0 | 1 | 0 | 0 | 0 | 0 | 0 | 0 | 0 | .000 | 0 | 0 | 1 | 0 | .000 | 0 | 0 | 0-0 | 0 | 1 | 0 | 1.000 | |
| Totals | .336 | 7 | 238 | 58 | 80 | 12 | 1 | 10 | 54 | 124 | .521 | 37 | 9 | 44 | 3 | .439 | 3 | 4 | 4-5 | 183 | 65 | 5 | .980 | |
| Opponents | .258 | 7 | 233 | 38 | 60 | 17 | 1 | 5 | 34 | 94 | .403 | 31 | 7 | 56 | 3 | .355 | 5 | 2 | 3-3 | 168 | 67 | 9 | .963 | |

LOB - Team (65), Opp (57). DPs turned - Team (4), Opp (4). IBB - Team (1), Ware, B. 1.

(All games Sorted by Earned run avg)

| Player | era | w-l | app | gs | cg | sho | sv | ip | h | r | er | bb | so | 2b | 3b | hr | b/avg | wp | hp | bk | sfa | sha | | |
|-------------------------|-------|-----|-----|----|----|-----|----|------|----|----|----|----|----|----|----|----|-------|----|----|----|-----|-----|--|--|
| 45 Gonzalez, Joseph | 0.00 | 1-0 | 1 | 1 | 0 | 0/0 | 0 | 5.0 | 2 | 0 | 0 | 0 | 1 | 1 | 0 | 0 | .125 | 0 | 0 | 0 | 0 | 0 | | |
| 54 Copeland, Konner | 1.59 | 1-0 | 2 | 1 | 0 | 0/0 | 0 | 5.2 | 6 | 1 | 1 | 0 | 7 | 4 | 0 | 0 | .286 | 0 | 0 | 0 | 1 | 0 | | |
| 41 Armstrong, John | 4.05 | 2-0 | 4 | 0 | 0 | 0/0 | 0 | 6.2 | 2 | 3 | 3 | 4 | 6 | 1 | 0 | 0 | .091 | 0 | 0 | 0 | 0 | 0 | | |
| 25 Bauman, Tanner | 4.26 | 1-0 | 2 | 0 | 0 | 0/0 | 0 | 6.1 | 2 | 4 | 3 | 4 | 6 | 0 | 1 | 0 | .100 | 0 | 2 | 0 | 1 | 1 | | |
| 46 Allsup, Chase | 4.76 | 0-0 | 2 | 2 | 0 | 0/0 | 0 | 5.2 | 8 | 3 | 3 | 4 | 6 | 2 | 0 | 1 | .348 | 0 | 1 | 0 | 1 | 0 | | |
| 77 Crotchfelt, Zach | 7.36 | 0-0 | 2 | 0 | 0 | 0/0 | 0 | 7.1 | 7 | 6 | 6 | 3 | 7 | 1 | 0 | 0 | .241 | 0 | 0 | 0 | 0 | 0 | | |
| 29 Herberholz, Christia | 8.44 | 0-0 | 2 | 1 | 0 | 0/0 | 0 | 5.1 | 8 | 6 | 5 | 2 | 6 | 3 | 0 | 1 | .364 | 0 | 0 | 0 | 1 | 0 | | |
| ----- | | | | | | | | | | | | | | | | | | | | | | | | |
| 33 Cannon, Will | 0.00 | 0-0 | 3 | 0 | 0 | 0/0 | 2 | 4.0 | 5 | 0 | 0 | 2 | 4 | 1 | 0 | 0 | .313 | 0 | 1 | 0 | 1 | 0 | | |
| 21 Vail, Tommy | 0.00 | 0-0 | 2 | 0 | 0 | 0/0 | 0 | 3.2 | 1 | 0 | 0 | 2 | 3 | 0 | 0 | 0 | .083 | 0 | 0 | 0 | 0 | 0 | | |
| 22 Murphy, Hayden | 0.00 | 0-0 | 2 | 0 | 0 | 0/0 | 0 | 2.0 | 2 | 0 | 0 | 1 | 0 | 1 | 0 | 0 | .333 | 0 | 1 | 0 | 0 | 1 | | |
| 17 Horne, Trevor | 0.00 | 0-0 | 1 | 0 | 0 | 0/0 | 0 | 1.2 | 1 | 0 | 0 | 0 | 0 | 0 | 0 | 0 | .167 | 1 | 0 | 0 | 0 | 0 | | |
| 20 Sheehan, Tommy | 0.00 | 0-0 | 1 | 0 | 0 | 0/0 | 0 | 0.1 | 0 | 0 | 0 | 2 | 1 | 0 | 0 | 0 | .000 | 0 | 1 | 0 | 0 | 0 | | |
| 23 Carlson, Parker | 9.00 | 0-0 | 2 | 0 | 0 | 0/0 | 0 | 1.0 | 3 | 1 | 1 | 0 | 2 | 1 | 0 | 0 | .429 | 1 | 0 | 0 | 0 | 0 | | |
| 43 Isbell, Chase | 12.27 | 0-0 | 3 | 1 | 0 | 0/0 | 0 | 3.2 | 6 | 5 | 5 | 2 | 6 | 0 | 0 | 2 | .353 | 0 | 0 | 0 | 0 | 0 | | |
| 44 Olson, Ryan | 27.00 | 0-0 | 1 | 0 | 0 | 0/0 | 0 | 0.1 | 1 | 1 | 1 | 2 | 0 | 0 | 0 | 0 | .500 | 0 | 0 | 0 | 0 | 0 | | |
| 12 Nelson, Drew | 30.86 | 0-1 | 2 | 1 | 0 | 0/0 | 0 | 2.1 | 6 | 8 | 8 | 3 | 1 | 2 | 0 | 1 | .462 | 1 | 1 | 0 | 0 | 0 | | |
| Totals | 5.31 | 5-1 | 7 | 7 | 0 | 0/0 | 2 | 61.0 | 60 | 38 | 36 | 31 | 56 | 17 | 1 | 5 | .258 | 3 | 7 | 0 | 5 | 2 | | |
| Opponents | 7.88 | 1-5 | 7 | 7 | 0 | 0/0 | 0 | 56.0 | 80 | 58 | 49 | 37 | 44 | 12 | 1 | 10 | .336 | 8 | 9 | 2 | 3 | 4 | | |

PB - Team (0), Opp (1). Pickoffs - Team (1), LaRue, N. 1. SBA/ATT - LaRue, N. (2-2), Wright, C. (1-1), Olson, R. (1-1), Carlson, P. (1-1), Allsup, C. (1-1).

2023 GAME SUMMARY



**2023 Auburn Baseball
Games Summary for Auburn (as of Feb 26, 2023)
(All games)**



| Score by innings | 1 | 2 | 3 | 4 | 5 | 6 | 7 | 8 | 9 | Total |
|------------------|----|---|---|----|---|----|---|---|---|-------|
| Auburn | 10 | 4 | 9 | 12 | 7 | 10 | 1 | 5 | 0 | 58 |
| Opponents | 9 | 3 | 5 | 6 | 2 | 2 | 6 | 5 | 0 | 38 |

Record when ...

| | | | |
|----------------------|-------|----------------------|-------|
| Overall | 5-1-1 | After 6 leading | 5-0-1 |
| Conference | 0-0 | trailing | 0-1 |
| Non-Conference | 5-1-1 | tied | 0-0 |
| Home games | 4-1-1 | After 7 leading | 4-0 |
| Away games | 0-0 | trailing | 0-1 |
| Neutral site | 1-0 | tied | 0-0-1 |
| Day games | 3-1-1 | After 8 leading | 4-0 |
| Night games | 2-0 | trailing | 0-1 |
| vs Left starter | 2-0 | tied | 0-0-1 |
| vs Right starter | 3-1-1 | | |
| 1-Run games | 0-0 | Hit 0 home runs | 1-0 |
| 2-Run games | 1-0 | ... 1 home run | 2-1 |
| 5+Run games | 3-1 | ... 2+ home runs | 2-0-1 |
| Extra innings | 0-0 | | |
| Shutouts | 0-0 | Opponent 0 home runs | 3-0 |
| | | 1 home run | 2-1 |
| | | 2+ HRs | 0-0-1 |
| Scoring 0-2 runs | 0-1 | Made 0 errors | 2-1 |
| 3-5 runs | 1-0 | 1 error | 2-0-1 |
| 6-9 runs | 2-0 | 2+ errors | 1-0 |
| 10+ runs | 2-0-1 | | |
| Opponent 0-2 runs | 2-0 | Opp. made 0 errors | 2-1 |
| 3-5 runs | 2-0 | 1 error | 0-0 |
| 6-9 runs | 1-0 | 2+ errors | 3-0-1 |
| 10+ runs | 0-1-1 | | |
| Scored in 1st inning | 2-0-1 | Out-hit opponent | 5-0 |
| Opp. scored in 1st | 1-1-1 | Out-hit by opponent | 0-1 |
| Scores first | 3-0 | Hits are tied | 0-0-1 |
| Opp. scores first | 2-1-1 | | |

Record when team scores:

| | | | | | | | | | | | |
|------|-----|-----|-----|-----|-----|-----|-----|-----|-----|-----|-----|
| Runs | 0 | 1 | 2 | 3 | 4 | 5 | 6 | 7 | 8 | 9 | 10+ |
| W-L | 0-0 | 0-0 | 0-1 | 0-0 | 0-0 | 1-0 | 1-0 | 0-0 | 1-0 | 0-0 | 2-0 |

Record when opponent scores:

| | | | | | | | | | | | |
|------|-----|-----|-----|-----|-----|-----|-----|-----|-----|-----|-----|
| Runs | 0 | 1 | 2 | 3 | 4 | 5 | 6 | 7 | 8 | 9 | 10+ |
| W-L | 0-0 | 2-0 | 0-0 | 1-0 | 1-0 | 0-0 | 1-0 | 0-0 | 0-0 | 0-0 | 0-1 |

Record when leading after:

| | | | | | | | | |
|------|-----|-----|-----|-----|-----|-----|-----|-----|
| Inn. | 1 | 2 | 3 | 4 | 5 | 6 | 7 | 8 |
| W-L | 2-0 | 1-0 | 3-0 | 4-0 | 4-0 | 5-0 | 4-0 | 4-0 |

Record when trailing after:

| | | | | | | | | |
|------|-----|-----|-----|-----|-----|-----|-----|-----|
| Inn. | 1 | 2 | 3 | 4 | 5 | 6 | 7 | 8 |
| W-L | 1-1 | 2-1 | 1-1 | 0-1 | 0-1 | 0-1 | 0-1 | 0-1 |


Record when tied after:

| | | | | | | | | |
|------|-----|-----|-----|-----|-----|-----|-----|-----|
| Inn. | 1 | 2 | 3 | 4 | 5 | 6 | 7 | 8 |
| W-L | 2-0 | 2-0 | 1-0 | 1-0 | 1-0 | 0-0 | 0-0 | 0-0 |


Current winning streak: 3
 Longest winning streak: 3
 Longest losing streak: 1

Home attendance : 20701 (6 dates avg = 3450)
 Away attendance : 5448 (1 dates avg = 5448)
 Total attendance: 26149 (7 dates avg = 3735)

TV/RADIO ROSTER



1 CADEN GREEN



2 JOSH HALL




3 CHRIS STANFIELD



4 CARTER WRIGHT



5 KASON HOWELL



6 RYAN DYAL



7 COLE FOSTER



8 BRYSON WARE



9 BRODY MOSS



10 BRODY WORTHAM



11 GAVIN MILLER



12 DREW NELSON




14 JUSTIN KIRBY




16 CAM HILL



17 TREVOR HORNE



18 IKE IRISH



20 TOMMY SHEEHAN



21 TOMMY VAIL



22 HAYDEN MURPHY




23 PARKER CARLSON



24 NATE LARUE



25 TANNER BAUMAN



26 COOPER MCMURRAY



27 BOBBY PEIRCE




28 ELLIOT BRAY



29 CHRISTIAN HERBERHOLZ



31 MIKE BELLO



33 WILL CANNON



37 MASON LAND



41 JOHN ARMSTRONG



43 CHASE ISBELL




44 RYAN OLSON



45 JOSEPH GONZALEZ



46 CHASE ALLSUP



47 CAMERON KESHOCK



51 TY MAULDIN



54 KONNER COPELAND



77 ZACH CROTCHFELT



30 BUTCH THOMPSON



36 KARL NONEMAKER



39 GABE GROSS



40 DARON SCHOENROCK