



# 2022 AUBURN BASEBALL

AUBURN ATHLETICS COMMUNICATIONS: 392 SOUTH DONAHUE DRIVE || AUBURN, AL 36849 || AUBURNTIGERS.COM || @AUBURN\_BASEBALL

## 2022 SCHEDULE

Day	Date	Opponent	Time/Result
Fri	Feb. 18	vs. Oklahoma	L, 0-3
Sat	Feb. 19	vs. #12 Texas Tech	W, 2-1
Sun	Feb. 20	vs. Kansas State	W, 12-1
<b>WED FEB. 23</b>		<b>TROY</b>	<b>W, 13-1</b>
<b>FRI FEB. 25</b>		<b>YALE</b>	<b>W, 9-0</b>
<b>SAT FEB. 26</b>		<b>YALE</b>	<b>W, 4-3</b>
<b>SAT FEB. 26</b>		<b>YALE</b>	<b>L, 4-5 (10)</b>
<b>TUE MAR. 1</b>		<b>ALABAMA STATE</b>	<b>W, 13-7</b>
<b>WED MAR. 2</b>		<b>UAB</b>	<b>W, 16-1</b>
<b>FRI MAR. 4</b>		<b>RHODE ISLAND</b>	<b>W, 7-2</b>
<b>SAT MAR. 5</b>		<b>RHODE ISLAND</b>	<b>W, 16-0</b>
<b>SAT MAR. 5</b>		<b>RHODE ISLAND</b>	<b>W, 12-0</b>
<b>SUN MAR. 6</b>		<b>RHODE ISLAND</b>	<b>W, 14-1</b>
Wed	Mar. 9	vs. Tennessee Tech	W, 4-3
<b>FRI MAR. 11</b>		<b>MIDDLE TENNESSEE</b>	<b>L, 8-10</b>
<b>SAT MAR. 12</b>		<b>MIDDLE TENNESSEE</b>	<b>W, 10-7</b>
<b>SUN MAR. 13</b>		<b>MIDDLE TENNESSEE</b>	<b>L, 3-4 (8)</b>
<b>TUE MAR. 15</b>		<b>KENNESAW STATE</b>	<b>6 PM</b>
<b>THU MAR. 17</b>		<b>#1 OLE MISS</b>	<b>6 PM</b>
<b>FRI MAR. 18</b>		<b>#1 OLE MISS</b>	<b>6 PM</b>
<b>SAT MAR. 19</b>		<b>#1 OLE MISS</b>	<b>2 PM</b>
Tue	Mar. 22	vs. South Alabama	6 pm
Fri	Mar. 25	at Texas A&M	6:30 pm
Sat	Mar. 26	at Texas A&M	2 pm
Sun	Mar. 27	at Texas A&M	1 pm
<b>TUE MAR. 29</b>		<b>JACKSONVILLE STATE</b>	<b>6 PM</b>
Thu	Mar. 31	at #8 LSU	6 pm
Fri	Apr. 1	at #8 LSU	6:30 pm
Sat	Apr. 2	at #8 LSU	1 pm
Tue	Apr. 5	at UAB	6 pm
<b>FRI APR. 8</b>		<b>#3 VANDERBILT</b>	<b>6 PM</b>
<b>SAT APR. 9</b>		<b>#3 VANDERBILT</b>	<b>4 PM</b>
<b>SUN APR. 10</b>		<b>#3 VANDERBILT</b>	<b>1 PM</b>
<b>TUE APR. 12</b>		<b>SAMFORD</b>	<b>6 PM</b>
Thu	Apr. 14	at #24 Miss. State	7 pm
Fri	Apr. 15	at #24 Miss. State	6 pm
Sat	Apr. 16	at #24 Miss. State	1 pm
<b>TUE APR. 19</b>		<b>ALABAMA STATE</b>	<b>6 PM</b>
<b>FRI APR. 22</b>		<b>SOUTH CAROLINA</b>	<b>6 PM</b>
<b>SAT APR. 23</b>		<b>SOUTH CAROLINA</b>	<b>2 PM</b>
<b>SUN APR. 24</b>		<b>SOUTH CAROLINA</b>	<b>1 PM</b>
Tue	Apr. 26	at Jacksonville State	6 pm
Fri	Apr. 29	at #5 Tennessee	6 pm
Sat	Apr. 30	at #5 Tennessee	6 pm
Sun	Apr. 31	at #5 Tennessee	1 pm
<b>FRI MAY 6</b>		<b>#4 ARKANSAS</b>	<b>6 PM</b>
<b>SAT MAY 7</b>		<b>#4 ARKANSAS</b>	<b>4:30 PM</b>
<b>SUN MAY 8</b>		<b>#4 ARKANSAS</b>	<b>1 PM</b>
Tue	May 10	at Troy	6 pm
<b>FRI MAY 13</b>		<b>ALABAMA</b>	<b>7:30 PM</b>
<b>SAT MAY 14</b>		<b>ALABAMA</b>	<b>2 PM</b>
<b>SUN MAY 15</b>		<b>ALABAMA</b>	<b>3 PM</b>
Tue	May 17	at Samford	6 pm
Thu	May 19	at Kentucky	5:30 pm
Fri	May 20	at Kentucky	5:30 pm
Sat	May 21	at Kentucky	1 pm

### POSTSEASON

May 24-29	SEC Tournament	TBA
June 3-6	NCAA Regionals	TBA
June 10-13	NCAA Super Regionals	TBA
June 17-27	College World Series	TBA

Home games in **BOLD CAPS**

All home games at Plainsman Park | All times central  
^ SEC Tournament



## GAME 18

AUBURN, ALA. (Samford Stadium-Hitchcock Field at Plainsman Park)



### AUBURN TIGERS (13-4)

Head Coach: Butch Thompson (Birmingham-Southern, 1992)

Career Record: 231-167 (8th season) | Record at Auburn: 192-146 (7th season)

VS.



### KENNESAW STATE OWLS (9-6)

Head Coach: Ryan Coe (Kennesaw State, 1995)

Career Record: 9-6 (1st season) | Record at KSU: 9-6 (1st season)

### » QUICK HITTERS

- Auburn is 4-0 in midweek games this season and has outscored its midweek opponents 46-12.
- The Tigers are hitting .345 and have turned in a 2.50 ERA in midweek games this season.
- Blake Rambusch leads the way with a .529 average (9-for-17) in four midweek games.
- Rambusch and Jake Wyandt have book ended the Auburn lineup and currently lead the team with seven-game hitting streaks.
- Rambusch is hitting .462 (12-for-26) during his streak and Wyandt is hitting .409 (9-for-22) in his.
- Ryan Dyal leads the team with 22 RBI and has driven in multiple runs in five of the last seven games, totaling 15 RBI during the span.
- Hayden Mullins is set to make the second start of his career Tuesday. He started the fourth and final game of the series against Rhode Island and turned in 3.0 scoreless with five strikeouts.
- Auburn starting pitchers are 6-1 with a 2.16 ERA this season.
- The Tigers are 80-25 (.762) against non-conference opponents in the regular season since the start of the 2018 season, including 44-14 (.759) on the weekend.
- Auburn is 6-3 all-time against Kennesaw State, including 3-2 at Plainsman Park.
- Tuesday's game marks the first meeting between the Tigers and Owls since 2017.

## PITCHING MATCHUP

### AUBURN

### KENNESAW STATE

TUE | JR LHP Hayden Mullins

(1-1, 4.91) vs.

SO LHP Brayden Eidson

(1-0, 1.80)

## GAME INFO

Date: Tuesday, Mar. 15, 2022

Game Time: 6 p.m. CT

Site: Auburn, Ala. / Plainsman Park (4,096)

TV: SEC Network+

Talent: Wiley Ballard (pxp), Gregg Olson (color)

Radio: 93.9 / 95.9 FM | AuburnTigers.com

Talent: Brad Law, Mark Fuller

Live Stats: StatBroadcast.com

Twitter Updates: @AuburnBaseball

Postgame Recap: AuburnTigers.com

Series History: Auburn leads, 6-3

Auburn: Auburn Leads, 3-2

Kennesaw: Auburn leads, 3-1

Neutral: Never met

Last Meeting: Auburn 15, Kennesaw State 7 (4/18/17)

Streak: W2

## AUBURN

13-4, 0-0 SEC

### Team Leaders

Batting Average: SR IF **Sonny DiChiara** (.462)

Runs: Two tied (18)

2B: SR IF **Sonny DiChiara** (7)

HR: SR IF **Sonny DiChiara** (5)

RBI: R-SO C/OF **Ryan Dyal** (22)

Stolen Bases: R-JR IF **Blake Rambusch** (5-9)

## KENNESAW STATE

9-6, 0-0 ASUN

### Team Leaders

Batting Average: SO IF **Donovan Cash** (.378)

Runs: GR IF **Cash Young** (13)

2B: SR OF **Josh Hatcher** (6)

HR: GR IF **Cash Young** (3)

RBI: GR IF **Cash Young** (13)

Stolen Bases: SR IF **Tyler Simon** (5-5)

## POTENTIAL STARTING LINEUP

Pos.	#	Player	AVG	AB	R	H	2B	3B	HR	RBI	SB-SBA	BB
C	50	Jake Wyandt	.257	35	7	9	1	0	1	12	1-1	4
1B	17	Sonny DiChiara	.462	39	16	18	7	0	5	11	0-0	12
2B	7	Cole Foster	.240	50	8	12	2	0	11	18	0-1	11
3B	11	Blake Rambusch	.379	66	16	25	1	1	2	12	5-9	7
SS	4	Brody Moore	.304	56	18	17	3	0	1	5	1-1	11
LF	6	Ryan Dyal	.278	54	18	15	4	0	3	22	0-0	9
CF	5	Kason Howell	.361	61	14	22	6	1	1	16	3-3	7
RF	8	Bryson Ware	.309	55	16	17	6	1	1	16	3-3	6
DH	19	Brooks Carlson	.200	20	8	4	0	0	1	3	0-0	4

## AUBURN'S RECORD WHEN...

	2022	Under Thompson
Overall	13-4	192-146
SEC	0-0	63-86
Non-Conference	13-4	117-49
Postseason	0-0	15-14
Home	10-3	131-66
Away	0-0	42-61
Neutral	3-1	17-17
Current streak	L1	L1
Last 5 games	3-2	3-2
Last 10 games	8-2	8-2

### Situational:

AU scores first	7-1	130-49
Opp. scores first	6-3	62-97
AU scores 4+ runs	12-2	174-65
AU scores 3 runs or less	1-2	18-81
AU leads after 7 innings	10-1	155-15
8 innings	11-1	175-13
AU trails after 7 innings	1-2	13-105
8 innings	0-2	4-114
Game tied after 7 innings	1-0	19-22
8 innings	1-0	6-13
Extra Innings	0-2	9-17
1-run games	3-2	39-41
2-run games	0-1	21-15
3-run games	1-1	21-19
Games decided by 5+ runs	9-0	93-43
vs. LH Starter	3-1	58-47
vs. RH Starter	10-3	135-98
More hits than opponent	8-2	142-27
Fewer hits than opponent	4-2	33-109
Hits are tied	1-0	15-11
AU has 10+ hits	10-1	118-57
Opp. has 10+ hits	3-1	46-91
Hit a home run	7-2	124-59
Opp. hits a home run	3-3	78-92
AU quality start	2-2	63-22
Opp. quality start	0-1	25-56
AU commits no errors	9-2	86-38
Opp. commits no error	6-2	51-74

### By Day:

Sunday	3-1	31-27
Monday	0-0	1-2
Tuesday	1-0	38-16
Wednesday	3-0	17-6
Thursday	0-0	7-14
Friday	2-2	46-34
Saturday	4-1	49-45
Day Games (first pitch before 6 p.m.)	7-3	113-78
Night Games (first pitch after 6 p.m.)	6-1	79-68
Doubleheaders	4-2	25-15

### By Month:

February	5-2	45-14
March	8-2	69-37
April	0-0	38-46
May	0-0	28-41
June	0-0	10-7

### By Jersey:

White	5-1	55-31
Blue	0-2	33-31
Orange	4-0	43-29
Gray	1-0	21-35
Pinstripes	3-1	30-18
Cream Throwback	0-0	8-2

## UNIVERSITY INFORMATION

Location	Auburn, Ala.
Enrollment	31,526
Founded	October 1, 1856
Nickname	Tigers
Colors	Burnt Orange and Navy Blue
President	Dr. Jay Gogue
Athletics Director	Allen Greene
Conference	Southeastern (SEC West)
Stadium / Capacity	Samford Stadium-Hitchcock Field at Plainsman Park / 4,096
Ticket Office Phone	855-282-2010

## BASEBALL COACHING / SUPPORT STAFF

Head Coach	Butch Thompson (Birmingham-Southern, 1992)
Record at Auburn / Seasons	192-146 (.568) / 7th
Career Coaching Record / Seasons	231-167 (.580) / 8th
Assistant Coach	Karl Nonemaker (Vanderbilt, 2002)
Assistant Coach	Gabe Gross (Auburn, 2012)
Volunteer Assistant	Tim Hudson (Auburn, 2021)
Director of Player Development	Aaron Everett (UT Martin, 2012)
Director of Operations	Greg Drye (Southern Miss, 1998)
Athletic Trainer	Anthony Sandersen (South Dakota State, 2004)
Strength & Conditioning	Chris Joyner (Minnesota State - Mankato, 2001)

## PROGRAM HISTORY

Modern Era Program Record (since 1949)	2,001-1,379-4 (.592)
College World Series Appearances / Last	5 / 2019
College World Series Record	3-10 (.231)
NCAA Regional Appearances / Last	22 / 2019
NCAA Regional Record	51-45 (.531)
NCAA Super Regional Appearances / Last	3 / 2019
NCAA Super Regional Record	3-5 (.375)
Last Postseason Opponent	Louisville / 2019 College World Series
Result	Lost, 5-3

## POSTSEASON HISTORY

College World Series Appearances: 5 (1967, 1976, 1994, 1997, 2019)

Super Regional Appearances: 3 (1999, 2018, 2019)

NCAA Regional Appearances: 22 (1963, 1967, 1976, 1978, 1987, 1989, 1993-95, 1997-2003, 2005, 2010, 2015, 2017, 2018, 2019)

NCAA Regional Titles: 7 (1967, 1976, 1994, 1997, 1999, 2018, 2019)

## MEDIA RELATIONS

Baseball Contact: George Nunnelley, Asst. Director - Athletics Comm.

Cell: 502-609-9982

Email: gnnunnelley@auburn.edu

Twitter: @gnunnelley

Associate AD: Kirk Sampson

## 2022 AUBURN BASEBALL ROSTER

No.	Name	Pos.	Cl.	B/T	Ht.	Wt.	Exp.	Hometown (Previous School)
1	Blake Rambusch	IF/OF	R-Jr.	R/R	5-9	175	JC	Austin, Texas (Grayson College)
2	Josh Hall	OF	R-Jr.	L/R	5-9	192	1L	Birmingham, Ala. (Ole Miss)
4	Brody Moore	IF	Sr.	R/R	5-11	183	3L	Oneonta, Ala. (Oneonta)
5	Kason Howell	OF	Sr.	R/R	6-0	180	3L	Argyle, Texas (Liberty Christian)
6	Ryan Dyal	C	R-So.	L/R	5-10	197	1L	Senoia, Ga. (East Coweta)
7	Cole Foster	IF	So.	S/R	6-1	190	1L	Plano, Texas (Plano Senior)
8	Bryson Ware	OF	Jr.	R/R	6-2	193	1L	Madison, Miss. (Pearl River CC)
9	Cade Granzow	RHP	Fr.	R/R	6-3	220	HS	Franklin, Tenn. (Brentwood)
11	Garrett Farquhar	IF	5th	R/R	5-11	187	2L	Hoover, Ala. (Shelton State CC)
13	Ben Schorr	C	R-Fr.	R/R	6-0	185	RS	Columbus, Ga. (Columbus)
14	Brooks Fuller	LHP	Sr.	L/L	6-3	210	3L	Auburn, Ala. (Auburn)
16	Cam Hill	IF/LHP	So.	L/L	6-5	214	1L	Madison, Ala. (Bob Jones)
17	Sonny DiChiara	IF	Sr.	R/R	6-1	263	TR	Hoover, Ala. (Samford)
18	Mason Barnett	RHP	Jr.	R/R	6-0	218	2L	Cartersville, Ga. (Cartersville)
19	Brooks Carlson	IF	Gr.	R/R	5-11	192	TR	Mobile, Ala. (Samford)
20	Hayden Mullins	LHP	Jr.	L/L	6-0	194	2L	Gallatin, Tenn. (Hendersonville)
21	Trace Bright	RHP	Jr.	R/R	6-4	199	2L	Montgomery, Ala. (Trinity Presbyterian)
22	Garrett Wade	LHP	R-Jr.	L/L	6-3	199	2L	Hartselle, Ala. (Hartselle)
23	Parker Carlson	RHP	Fr.	R/R	6-1	170	HS	Mobile, Ala. (Faith Academy)
27	Bobby Peirce	OF	R-Jr.	R/R	6-2	181	1L	Scottsdale, Ariz. (South Mountain CC)
28	Nate LaRue	C/RHP	Jr.	R/R	6-3	217	2L	Mobile, Ala. (McGill-Toolen)
29	Carson Skipper	LHP	Sr.	L/L	6-2	211	3L	Trussville, Ala. (Trussville)
31	Mike Bello	OF	Fr.	L/L	6-1	190	HS	Oak Ridge, N.J. (Pope John XXIII)
32	Carson Swilling	RHP	So.	R/R	5-11	196	1L	Smiths Station, Ala. (Smiths Station)
34	Ben Bosse	RHP	Fr.	R/R	6-1	194	HS	Brenham, Texas (Brenham)
37	Mason Land	IF	Jr.	L/R	5-10	173	JC	Cantonment, Fla. (Chattahoochee Valley CC)
40	Blake Burkhalter	RHP	Jr.	R/R	6-0	204	2L	Dothan, Ala. (Northview)
41	John Armstrong	RHP	Fr.	R/R	5-11	200	HS	Marietta, Ga. (Harrison)
43	Chase Isbell	RHP	Jr.	R/R	6-2	198	TR	Springville, Ala. (Samford)
44	Grant Newton	RHP	R-Jr.	R/R	6-4	236	TR	Orange County, Calif. (Santa Ana College)
45	Joseph Gonzalez	RHP	So.	R/R	6-4	230	1L	Humacao, P.R. (Leadership Christian Academy)
46	Chase Allsup	RHP	Fr.	R/R	6-1	220	HS	Dothan, Ala. (Dothan)
47	Tommy Sheehan	LHP	Gr.	L/L	6-0	209	TR	Brielle, N.J. (Notre Dame)
50	Jake Wyandt	C	Gr.	R/R	5-11	195	TR	Laurel, Md. (Presbyterian)
51	Luke Burk	IF	Jr.	R/R	6-0	219	JC	Galena, Mo. (Neosho County CC)
52	Jordan Armstrong	RHP	Sr.	R/R	6-2	184	JC	McDonough, Ga. (Chattahoochee Valley CC)
54	Konner Copeland	LHP	So.	L/L	6-2	178	JC	Mobile, Ala. (Pensacola State CC)
57	Tyler Drabick	RHP	Gr.	R/R	6-2	193	TR	Canton, Ohio (Lipscomb)
72	Brody Moss	IF	Fr.	L/R	5-11	173	HS	Helena, Ala. (Helena)

### COACHES & STAFF

30	Butch Thompson	Head Coach
35	Karl Nonemaker	Assistant Coach
39	Gabe Gross	Assistant Coach
15	Tim Hudson	Volunteer Assistant Coach
	Aaron Everett	Director of Player Development
	Greg Drye	Director of Operations
	Chris Joyner	Strength & Conditioning
	Anthony Sandersen	Athletic Trainer
	Jeremy Page	Athletic Trainer Intern

### PRONUNCIATION GUIDE

Ben BOSSE.....	BOSSY
Sonny DICHARA .....	De-SHARE-uh
Ryan DYAL.....	DIAL
Garrett FARQUHAR .....	FAR-kwar
Cade GRANZOW .....	Gran-ZO
KASON Howell.....	KAY-son
Chase ISBELL.....	IZ-bull
Ben SCHORR.....	SHORE
Jake WYANDT .....	Why-ANDT

**30 BUTCH THOMPSON HEAD COACH**

**THE AUBURN SKIPPER**

- Eight College World Series appearances / 17 postseason appearances
- 2013 National Runner-up (Mississippi State)
- 2001 National Champion (Birmingham-Southern)
- 2014 Baseball America/ABCA National Assistant Coach of the Year
- 2006 FCA Coach of the Year
- Coached 18 pitchers who went on to pitch in the Major Leagues
- Recruited and coached 33 pitchers who were drafted out of college that weren't drafted out of high school

**Butch Thompson enters his seventh season at the helm of the program in 2021, posting a record of 179-142 in his first six seasons. He led the program to the first College World Series appearance in 22 years in 2019 and took the Tigers to three straight regionals for the first time since 2001-03.**

Butch Thompson was named Auburn's head baseball coach on October 22, 2015 and enters his seventh season with the Tigers in 2021.

Thompson, who spent three seasons as an assistant coach and recruiting coordinator at Auburn from 2006-08, returned to The Plains after seven seasons at Mississippi State as both associate head coach and pitching coach.

A native of Amory, Miss., Thompson has coached 31 Division I All-Americans and 40 all-conference performers. He has seen 18 of his former pitchers make their Major League Baseball debuts, including 12 since 2014. Thompson has also turned 33 pitchers who went undrafted out of high school into MLB draft picks.

Thompson had three pitchers drafted in the first 11 rounds in 2014 and five pitchers drafted, including three in the top 10 rounds, in 2013. He added a first-round selection in the 2016 draft, a third-round pick in Keegan Thompson in 2017 and the first No. 1 overall pick in program history in Casey Mize in 2018. With Tanner Burns also going as a supplemental first round pick in 2020, Auburn became one of four programs with a pair of pitchers drafted in the first round from 2018-20.

Along with his pitching pedigree, Thompson is also considered one of the top recruiters in the country. Since 2003, he has secured 14 recruiting classes that were ranked in the top 10 by either Baseball America or Perfect Game, including the No. 5 signing class in 2017 and a program record No. 4 class in 2018. His classes signed from 2006-08 at Auburn each ranked in the top 18 nationally, including the No. 5 class in 2008, which included All-American and SEC Player of the Year Hunter Morris.

In 29 years of coaching at the collegiate level, including 20 in the Southeastern Conference, Thompson has coached eight College World Series participants, including leading the Tigers to the program's first trip to the College World Series in 22 years in 2019. Thompson has also coached one national champion and a national runner-up, won nine conference championships and made 17 postseason appearances. He has also served as an assistant under three National Coach of the Year recipients.

Thompson was named the 2006 Fellowship of Christian Athletes SEC Coach of the Year while at Auburn and the 2014 Baseball America and American Baseball Coaches Association (ABCA) National Assistant Coach of the Year while at Mississippi State.

Thompson has returned the Tigers to prominence in five seasons on The Plains as he has guided the team to a 179-142 overall record and took the team to three straight NCAA Tournament appearances for the first time since 2001-03, including back-to-back super regionals for the first time in program history. After advancing to the College World Series in 2019 and a winner-take-all game three in the Gainesville Super Regional in 2018, the Tigers finished those respective seasons ranked as high as No. 8 and No. 9. It marked the third time in program history the team has finished back-to-back seasons in the top 10.

Entering the 2019 postseason as the No. 2 seed in the Atlanta Regional, Auburn became the only program to sweep a regional on the road in each of the last two seasons before also becoming the first team to defeat North Carolina in a Chapel Hill Super Regional in 2019, punching its ticket to Omaha for the first time since 1997.

In seven seasons at MSU, Thompson made four NCAA regional trips, two Super Regionals, won the SEC Tournament and advanced to the College World Series finishing as NCAA runner-up in 2013. In three of his last four seasons in Starkville, the Bulldogs' staff ERA finished no higher than 3.06. Thompson's 2013 pitching staff was one of two nationally to finish in the top 15 in ERA, strikeouts per nine innings and hits allowed per nine innings.



In addition to his experience at Auburn and Mississippi State, Thompson also spent four seasons at Georgia from 2002-05, including a trip to the College World Series in 2004. While there, he guided the development of future Major Leaguers Josh Fields, Mitchell Boggs and Brooks Brown.

Thompson launched his coaching career as pitching coach and top assistant at Huntingdon College (Ala.) in 1993, before returning to his alma mater in Birmingham, where he helped lead the Panthers to back-to-back Southern States Conference Championships and in 1995 coached BSC to its first NAIA World Series berth.

Thompson left BSC briefly to serve as head coach at Jefferson State Community College in Birmingham in 1997. While at JSCC, he was honored as the Regional Tournament Coach of the Year, the ABCA Alabama Junior College Coach of the Year and the Southeast Region Coach of the Year after guiding JSCC to a 39-21 mark, the AJCAA Region 22 State Championship and a third-place finish in the NJCAA Division II World Series.

He returned to Birmingham-Southern as top assistant the following season, beginning a four-year run during the most successful span in BSC baseball history. The Panthers won 196 games and four TranSouth Conference Championships and made three-consecutive appearances in the NAIA World Series. BSC's 2001 team posted a school-best 55-11 mark and captured the NAIA National Championship.

In 2002, Thompson joined the SEC baseball coaching fraternity as a pitching coach and recruiting coordinator at Georgia and has been a part of the league for the past 17 seasons.

Thompson currently serves as the large-school representative for the Alabama Baseball Coaches Association and is an All-American committee member representing the South region for the ABCA.

Thompson prepped at Amory (Miss.) High School and later starred as a pitcher at Itawamba (Miss.) Community College from 1989-90. He is a member of both the ICC Athletic Hall of Fame (Class of 2014) and MACCC Hall of Fame (Class of 2021).

Thompson earned a Bachelor's Degree in History at BSC in 1992 and completed a Master's Degree in Sports Administration at UAB in 1996. He is married to the former Robin Ashe of Birmingham, Ala., and they are the parents of three daughters --- Anna, Olivia and Madelyn Gail.

## THE LAST TIME...

### BATTING SUPERLATIVES

5 hits in a game	Anfernee Grier at Kennesaw St. [5-for-6] (4/12/16)
6 hits in a game	Tyler Johnstone vs. Elon [6-for-7, 2B, 3B] (2/25/05)
Reached base 6 times	Bryson Ware vs. Alabama A&M [3-5, 3 BB] (2/24/21)
<b>4 runs in a game</b>	<b>Blake Rambusch vs. Kansas State (2/20/22)</b>
5 runs in a game	Rankin Woley vs. #18 Boston College (3/6/21)
6 runs in a game	Bryson Ware vs. Alabama A&M (2/24/21)
10-game hitting streak	Rankin Woley, 12 games (2/28-3/21/21)
15-game hitting streak	Jonah Todd, 16 games, (4/8-5/7/17)
20-game hitting streak	A. Grier, 22 games, (5/31/15-3/22/16)
25-game hitting streak	Justin Fradejas, 27 games (3/23-5/7/10)
30-game hitting streak	Casey Dunn, 31 games (2/22 [G1]-4/15/97)
3 doubles in a game	Ryan Bliss vs. LSU (5/6/21)
4 doubles in a game	Ken Dempsey vs. Georgia (1971)
2 triples in a game	Jay Gonzalez vs. Alabama State (2/28/12)
3 triples in a game	never
2 home runs in one game	Kason Howell at Missouri (5/20/21)
3 home runs in one game	Tony Caldwell at Kentucky (4/9/11)
7 RBI in a game	Brody Moore vs. Alabama A&M (2/24/21)
8 RBI in a game	Justin Bryant at Georgia (3/19/10)
9 RBI in a game	Hunter Morris at Georgia (3/21/10)
10 RBI in a game	Bob Berry vs. Huntington (4/15/82)
<b>Grand slam home run</b>	<b>Ryan Dyal vs. Rhode Island (3/6/22)</b>
Inside-the-park home run	Kason Howell at Alabama (4/15/21)
HR to begin game	Ryan Bliss vs. #11 Ole Miss (5/25/21)
Two HR in one inning	Dan Glevenyak at Jacksonville State (8th) (5/7/13)
HR in consecutive at-bats	Steven Williams vs. Texas A&M (5/15/21)
HR in three consecutive at-bats	Edouard Julien vs. Alabama A&M/at UCF (2/20-22/19)
<b>HR in consecutive games</b>	<b>Sonny DiChiara vs. Yale (2/25-26/22)</b>
<b>HR in three consecutive games</b>	<b>Sonny DiChiara vs. Troy &amp; Yale (2/23-26/22)</b>
HR in three consecutive SEC games	Trent Mummy (4/17-23/10)
HR in four consecutive games	Joseph Sanders (5/10-15/08)
HR in four consecutive SEC games	Mike Bianucci (5/2-9/08)
HR in five consecutive games	Tim Lemons (4/6-10/85)
<b>Walk-off HR</b>	<b>Kason Howell vs. Yale (G1 - 2/26/22)</b>
Pinch-hit HR	Cam Hill vs. Kentucky (3/26/21)
Pinch-hit grand slam	Edouard Julien vs. BYU (G1 - 3/3/18)
HR in first at-bat of season	Steven Williams vs. Longwood (2/17/18)
HR in both games of DH	Dylan Ingram at #7 Mississippi St. (4/29/17)
Hit for the cycle	Judd Ward [3B, 1B, HR, 2B] vs. Illinois-Chicago (G1 - 2/15/20)
Hit from both sides of plate in same inning	Damon Haecker [5th inn.] vs. Jacksonville St. (3/15/17)
<b>Two hits in same inning</b>	<b>Cam Hill [2B, 1B] vs. Rhode Island [1st] (G2 - 3/5/22)</b>
<b>Stole home</b>	<b>Josh Hall vs. Kansas State (2/20/22)</b>
<b>Stole two bases in a game</b>	<b>Blake Rambusch vs. Rhode Island (G1 - 3/5/22)</b>
Stole three bases in a game	Anfernee Grier vs. Southern (2/26/16)
<b>Hit by a pitch 2 times in a game</b>	<b>Ryan Dyal vs. UAB (3/2/22)</b>
Hit by a pitch 3+ times in a game	Dan Glevenyak at Alabama (4) (4/11/14)
Scored 20 or more runs	20 vs. Wright State (2/29/20)
Scored 25 or more runs	25 vs. Longwood (2/17/18)
Scored 30 or more runs	33 vs. Alabama A&M (2/24/21)
<b>Scored 5 runs in an Inning</b>	<b>5, vs. Rhode Island (5th) (3/6/22)</b>
Scored 6 runs in an Inning	6, at Missouri (8th) (5/20/21)
<b>Scored 7 runs in an Inning</b>	<b>7, vs. Middle Tennessee (1st) (G1 - 3/13/22)</b>
Scored 8 runs in an Inning	8, at UAB (5th) (3/19/19)
<b>Scored 9 runs in an Inning</b>	<b>9, vs. Rhode Island (1st) (G1 - 3/5/22)</b>
Scored 10+ runs in an Inning	14, vs. Alabama A&M (4th) (2/24/21)
Recorded 10+ hits in an Inning	11, vs. Furman (5th) (2/12/00)
Scored in every inning	vs. Coppin State (3/18/14)
<b>Recorded 15-19 hits</b>	<b>15, vs. Rhode Island (3/6/22)</b>
Recorded 20 or more hits	27, vs. Alabama A&M (2/24/21)
Hit 3 or more home runs in an inning	3, vs. Northeastern (6th) (G1 - 3/10/18)
<b>Hit 3 or more home runs in a game</b>	<b>4, vs. Rhode Island (3/6/22)</b>
Hit 5 or more home runs in a game	6, vs. Texas A&M (5/15/21)
Hit 7 or more home runs in a game	7, vs. Mississippi State (5/8/10)
Hit back-to-back home runs	R. Woley & S. Williams vs. Samford (3rd) (4/20/21)
Hit back-to-back-to-back home runs	R. Bliss, T. Miller & R. Woley vs. Texas A&M (1st) (5/15/21)
<b>Had 5 doubles</b>	<b>5, vs. Yale (2/25/22)</b>
Had 6 doubles	6, vs. Jacksonville State (4/21/21)
Had 7 doubles	7, vs. Chicago State (3/8/20)
Had 8 doubles	8, vs. BYU (G1 - 3/3/18)
Had 9+ doubles	11, vs. Alabama A&M (2/24/21)
Stole 5 bases in a game	5, vs. Bethune-Cookman (5/6/14)
Stole 6 bases in a game	6, vs. #21 Tennessee (3/17/19)
Stole 7 bases in a game	7, vs. Presbyterian (5/8/12)
Stole 8 bases in a game	8, vs. Alcorn State (2/22/12)
<b>Walked 10+ times</b>	<b>12, vs. Rhode Island (G1 - 3/5/22)</b>
Did not strike out in a game	vs. Belmont (3/11/12)

### PITCHING SUPERLATIVES

<b>INDIVIDUAL</b>	
Nine-inning no-hitter	Casey Mize vs. Northeastern (3/9/18)
Nine-inning no-hitter (combined)	Mike Mueller [2.0], Lee Carter [1.0], Brandon Channell [1.0], Reid Price [1.0], Andrew Skinner [1.0], Arnold Hughey [1.0], Ken Clayton [1.0], Cory Duettt [0.2], Sean Jones [0.1] vs. UAB (3/19/02)
Seven-inning no-hitter	Jason Johnson vs. LaGrange College (4/30/91)
Nine-inning perfect game	Eric Brandon vs. Murray State (3/2/02)
Seven-inning perfect game	Jason Johnson vs. LaGrange College (4/30/91)
Nine-inning one-hitter (individual)	Keegan Thompson vs. Presbyterian (3/1/14)
Nine-inning one-hitter (combined)	Tanner Burns [7.0], Cody Greenhill [2.0] vs. Chicago State (3/6/20)
Five-inning one-hitter	Kevin Davis [3.2], Jacob Milliman [1.1], vs. Radford (2/22/15)
Nine-inning two-hitter	Tanner Burns [9.0] vs. Cincinnati (3/1/19)
Complete game	Jack Owen vs. UTSA (3/9/19)
Complete game shutout	Jack Owen vs. UTSA (3/9/19)
Consecutive complete games	K. Thompson vs. Arkansas & LSU (4/4 & 4/11/15)
Struck out 10 batters	10 by Tanner Burns vs. Chicago State (3/6/20)
<b>Struck out 11 batters</b>	<b>11 by Jordan Armstrong vs. Yale (2/25/22)</b>
Struck out 12 batters	12 by Casey Mize at Kentucky (3/23/18)
Struck out 13 batters	13 by Casey Mize vs. Texas A&M (3/16/18)
Struck out 15 batters	15 by Tanner Burns vs. Cincinnati (3/1/19)
<b>TEAM</b>	
<b>Struck out 15+ batters</b>	<b>Jor. Armstrong [11], Joh. Armstrong [2], Allsup [2], Swilling [1], Bosse [3] vs. Yale (2/25/22)</b>
Struck out 20+ batters	Fuller [4], Watson [4], Anderson [3], Greenhill [4], Skipper [3], Wade [2] vs. #9 Arkansas (4/5/19) vs. Ga State, at Missouri (4/5-7/16)
Struck out 15 batters consecutive games	12-0 [7] vs. Rhode Island (G2 - 3/5/22)
<b>Shut out an opponent</b>	<b>16-0 / 12-0 [7] vs. Rhode Island (3/5/22)</b>
<b>Consecutive shutouts</b>	Three straight shutouts 2-0 vs. UT Martin / 6-0 vs. UTSA (3/6-9/19)
Shut out an SEC opponent	3-0 at Missouri (5/21/21)
Shut out an SEC opponent on the road	3-0 at Missouri (5/21/21)
Consecutive SEC shutouts	5-0 and 4-0 at Miss. State (3/27-28/15)
Consecutive SEC shutouts on the road	5-0 and 4-0 at Miss. State (3/27-28/15)
<b>Was shut out</b>	<b>3-0 vs. Oklahoma (2/18/22)</b>
Was held to one hit	vs. #24 Missouri (4/1/18)
Was no hit	vs. #13 Arkansas (5/25/17)
<b>FIELDING SUPERLATIVES</b>	
2 errors in a game	Rankin Woley vs. Texas A&M (5/16/21)
3 errors in a game	Luke Jarvis vs. Presbyterian (3/11/07)
4 errors in a game	Brett Burnham at Alabama (4/5/00)
3 double plays turned in a game	vs. Baylor (2/27/21)
4 double plays turned in a game	at #1 Arkansas (4/3/21)
5 double plays turned in a game	never
Triple play (Auburn)	vs. Memphis (5/22/78)
Triple play (Opponent)	at Florida [4th] (3/15/08)
Threw a runner out at HP to end game	Will Holland vs. Presbyterian (3/12/17)
<b>MISC. SUPERLATIVES</b>	
Won 10 or more consecutive games	15 (2/24-3/22/19)
Won 15 or more consecutive games	15 (2/24-3/22/19)
Won 8 or more consecutive SEC games	9 (4/1-21/95)
Lost 5 or more consecutive games	5 (4/2-11/21)
Home winning streak	21 (1964-66)
Road winning streak	14 (1967/1995)
Season-opening winning streak	17 (2/7-3/5/97)
Extra-innings victory	10-6, at #20 Georgia [14 inn] (4/30/21)
<b>Extra-innings loss</b>	<b>3-4, vs. Middle Tennessee [8 inn] (G2 - 3/13/22)</b>
Swept a 3-game series	vs. Presbyterian (2/19-21/21)
Swept a road series	at Alabama (4/20-21/18)
Swept a road SEC series	at Alabama (4/20-21/18)
Swept a SEC series	vs. #21 Tennessee (3/15-17/19)
<b>Swept a 4-game series</b>	<b>Rhode Island (3/4-6/22)</b>
<b>Swept a doubleheader</b>	<b>Rhode Island (3/5/22)</b>
Allowed 3 runs or fewer in a three-game series	2, vs. Chicago State (3/6-8/20)
<b>Allowed 3 runs or fewer in a four-game series</b>	<b>3, vs. Rhode Island (3/4-6/22)</b>
Allowed 3 runs or fewer in a SEC series	3 vs. Miss. State (3/27-29/15)
Allowed 4 runs or fewer in a series	3 vs. UTSA (3/8-9/19)
Allowed 4 runs or fewer in a SEC series	4, vs. Georgia (4/23-25/15)
Allowed 3 runs or fewer in a road series	3 vs. Miss. State (3/27-29/15)
Allowed 3 runs or fewer in a SEC road series	3 vs. Miss. State (3/27-29/15)
Overcome a deficit of 7+ runs	7 runs, [7-0, 12-8] vs. Florida A&M (2/22/17)
Won a 1-0 game	vs. Mercer (5/30/15) [NCAA Regional]
Lost a 1-0 game	vs. Ohio State (2/15/14)
<b>Walk-off win</b>	<b>vs. Yale [9 inn.] (G1 - 2/26/22)</b>
Walk-off loss	at Alabama [9 inn.] (4/17/21)









**PITCHING CAREERS**

**CHASE ALLSUP'S CAREER APPEARANCES**

2022 - FRESHMAN YEAR												
Date	Opp (Res.)	DEC	QS	IP	H	R	ER	BB	SO	HR	ERA	NP
2/20	vs. Kansas State (W, 12-1)	-	-	1.0	0	0	0	0	3	0	0.00	14
2/25	YALE (W, 9-0)	-	-	1.0	0	0	0	2	2	0	0.00	25
3/2	UAB (W, 16-1)	-	-	1.0	0	0	0	1	2	0	0.00	20
3/9	vs. Tennessee Tech (W, 4-3)	-	-	2.0	2	0	0	1	3	0	0.00	39
3/13	MIDDLE TENNESSEE-G1 (W, 10-7)	-	-	1.1	3	1	0	1	3	0	0.00	35

**JOHN ARMSTRONG'S CAREER APPEARANCES**

2022 - FRESHMAN YEAR												
Date	Opp (Res.)	DEC	QS	IP	H	R	ER	BB	SO	HR	ERA	NP
2/18	vs. Oklahoma (L, 0-3)	-	-	1.0	0	0	0	0	1	0	0.00	8
2/19	vs. #12 Texas Tech (W, 2-1)	-	-	0.2	0	0	0	1	0	0	0.00	13
2/25	YALE (W, 9-0)	-	-	0.2	0	0	0	0	2	0	0.00	9
2/26	YALE-G2 (L, 4-5 [10])	-	-	0.2	1	0	0	0	1	0	0.00	12
3/1	ALABAMA STATE (W, 13-7)	-	-	0.2	1	0	0	0	2	0	0.00	16
3/9	vs. Tennessee Tech (W, 4-3)	-	-	0.1	1	0	0	1	0	0	0.00	5
3/11	MIDDLE TENNESSEE (L, 8-10)	-	-	0.1	0	3	0	2	1	0	0.00	18

**JORDAN ARMSTRONG'S CAREER APPEARANCES**

2019 - FRESHMAN YEAR AT CHATTAHOOCHEE VALLEY												
Date	Opp (Res.)	DEC	QS	IP	H	R	ER	BB	SO	HR	ERA	NP
2/2	*vs. Gordon State (L, 2-6)	L	-	4.0	3	6	5	4	2	1	11.25	--
2/9	*at Pensacola State (W, 9-3)	W	-	5.2	7	3	2	1	9	0	6.52	--
2/15	ABRAHAM BALDWIN (W, 11-7)	-	-	2.0	2	2	2	1	2	0	6.94	--
2/22	at Tallahassee (W, 6-4)	W	-	4.1	5	1	1	2	4	0	5.63	--
3/5	GORDON STATE (L, 2-12)	-	-	1.0	1	0	0	0	2	0	5.29	--
3/5	*at Wallace-Selma (W, 7-4)	W	X	7.0	4	3	3	2	5	0	4.88	--
3/16	*ENTERPRISE STATE (W, 10-2)	W	-	5.0	2	1	0	1	6	0	4.03	--
3/23	at Lawson State (L, 1-6)	-	-	3.0	2	1	1	0	2	0	3.94	--
3/30	*at Coastal Alabama-BM (W, 9-8)	-	-	5.0	11	3	1	2	2	0	3.65	--
4/7	*at Coastal Alabama-BR (L, 2-3)	L	X	6.1	8	3	3	2	9	2	3.74	--
4/12	*at Coastal Alabama-MO (L, 1-2)	L	X	6.0	2	2	1	2	7	0	3.47	--
4/20	*BISHOP STATE (W, 3-2)	W	X	6.0	2	2	2	2	7	0	3.42	--
4/27	*WALLACE-DOTHAN (W, 4-0)	W	X	7.0	3	0	0	3	3	0	3.03	--
5/4	*LURLEEN B. WALLACE (W, 12-2)	W	-	3.0	2	0	0	3	3	0	2.89	--
5/10	*at Wallace State (W, 7-2)	W	X	6.0	5	2	2	2	7	0	2.90	--
5/15	*vs. Lurleen B. Wallace (W, 9-8)	-	-	3.0	4	3	3	1	5	1	3.15	--
5/27	*vs. Central Arizona (L, 2-10)	L	-	4.2	7	6	2	1	2	0	3.19	--

**2020 - SOPHOMORE YEAR AT CHATTAHOOCHEE VALLEY**

Date	Opp (Res.)	DEC	QS	IP	H	R	ER	BB	SO	HR	ERA	NP
2/1	*at LaGrange (W, 11-5)	-	-	4.0	8	3	2	0	6	0	4.50	--
2/8	*vs. St. Johns River State (L, 1-2)	L	-	5.0	6	2	2	1	8	0	4.00	--
2/15	*SNEAD STATE (L, 1-4)	L	-	6.0	7	4	4	0	9	1	4.80	--
2/22	*at Tallahassee (W, 7-1)	W	X	7.0	4	1	0	0	9	0	3.27	--
2/29	*at Gordon State (L, 5-6)	-	-	6.0	6	5	2	3	3	0	3.21	--
3/8	*COASTAL ALABAMA-BM (W, 1-0)	W	X	7.0	3	0	0	0	6	0	2.57	--

**2021 - JUNIOR YEAR AT CHATTAHOOCHEE VALLEY**

Date	Opp (Res.)	DEC	QS	IP	H	R	ER	BB	SO	HR	ERA	NP
2/2	*GORDON STATE (W, 7-2)	-	-	1.0	0	0	0	1	2	0	0.00	--
2/4	*CALHOON (W, 10-0)	W	-	4.0	1	0	0	1	4	0	0.00	--
2/19	*vs. John A. Logan (W, 8-2)	W	-	5.0	3	2	1	0	7	0	0.90	--
2/25	*at Snead State (W, 13-5)	W	-	4.0	4	4	4	4	6	1	3.21	--
3/6	*at Coastal Alabama-Mo (W, 1-0)	W	X	7.0	3	0	0	1	6	0	2.14	--
3/13	*at Wallace-Selma (W, 14-1)	W	-	5.0	2	1	0	2	4	0	1.73	--
3/20	*COASTAL ALABAMA-BR (W, 4-1)	W	X	7.0	5	1	1	1	10	0	1.64	--
3/27	*at Coastal Alabama-BM (L, 3-4)	-	-	5.0	6	3	2	3	3	0	1.89	--
4/3	*ENTERPRISE STATE (W, 5-0)	W	X	7.0	4	0	0	0	8	0	1.60	--
4/11	*LURLEEN B. WALLACE (W, 4-3)	W	X	6.0	4	3	2	0	8	0	1.76	--
4/18	*vs. Bishop State (W, 10-0)	W	-	5.0	2	0	0	0	5	0	1.61	--
4/29	*WALLACE-DOTHAN (W, 8-3)	W	X	7.0	4	3	1	1	7	0	1.57	--
5/8	*at Coastal Alabama-Mo (W, 14-6)	W	-	8.0	10	6	2	1	9	0	1.65	--

**2022 - SENIOR YEAR**

Date	Opp (Res.)	DEC	QS	IP	H	R	ER	BB	SO	HR	ERA	NP
2/18	vs. Oklahoma (L, 0-3)	-	-	4.0	1	0	0	2	5	0	0.00	64
2/25	*YALE (W, 9-0)	W	-	5.1	4	0	0	0	11	0	0.00	73
3/4	*RHODE ISLAND (W, 7-2)	-	-	3.0	4	2	2	3	1	1	1.46	70
3/11	*MIDDLE TENNESSEE (L, 8-10)	L	-	0.2	4	4	4	1	0	0	4.15	28

**MASON BARNETT'S CAREER APPEARANCES**

2020 - FRESHMAN YEAR												
Date	Opp (Res.)	DEC	QS	IP	H	R	ER	BB	SO	HR	ERA	NP
2/15	ILLINOIS-CHICAGO (W, 7-3)	-	-	1.0	4	3	3	1	2	0	27.00	32
2/19	OAKLAND (W, 17-1)	-	-	1.0	0	0	0	0	2	0	13.50	10
2/25	ALABAMA A&M (W, 10-0)	-	-	1.0	0	0	0	1	2	0	9.00	17
3/1	WRIGHT STATE (W, 6-0)	-	-	1.0	0	0	0	1	2	0	6.75	21
3/8	CHICAGO STATE (W, 9-0)	-	-	1.0	1	0	0	3	3	0	5.40	19
3/10	GEORGIA TECH (L, 2-6)	-	-	2.2	0	1	0	0	5	0	3.52	35

**2021 - SOPHOMORE YEAR**

Date	Opp (Res.)	DEC	QS	IP	H	R	ER	BB	SO	HR	ERA	NP
2/21	*PRESBYTERIAN (W, 2-1 [10])	-	-	4.0	3	0	0	2	4	0	0.00	65
2/26	vs. #25 Oklahoma (L, 3-4 [10])	-	-	1.1	2	1	1	3	1	0	1.69	42
3/6	*#18 BOSTON COLLEGE (W, 16-1)	W	-	5.1	2	1	0	2	3	0	0.84	75
3/13	*LITTLE ROCK (W, 6-0)	W	X	7.0	2	0	0	1	9	0	0.51	91
3/20	*at #4 Ole Miss (L, 5-6)	L	-	3.0	5	6	4	2	4	0	2.18	72
3/27	*KENTUCKY (L, 6-7)	-	-	5.1	6	5	5	0	8	2	3.46	84

4/1	at #1 Arkansas (W, 2-1)	S	-	1.0	0	0	0	1	0	0	3.33	15
4/3	at #1 Arkansas (L, 5-6 [10])	-	-	1.2	2	1	1	5	0	0	3.45	45
4/11	#4 MISSISSIPPI STATE (L, 10-19)	-	-	2.0	4	2	2	0	1	0	3.82	33
4/17	at Alabama (L, 9-10)	L	-	1.1	4	2	2	2	1	0	4.22	34
4/21	*JAX STATE (W, 8-7 [10])	-	-	1.0	0	0	0	0	1	0	4.09	14
4/25	#10 FLORIDA (L, 4-6)	L	-	3.0	2	1	0	0	4	0	3.75	42
4/29	at #20 Georgia (L, 0-4)	-	-	1.0	2	2	2	1	2	1	4.14	24
5/6	LSU (L, 3-8)	-	-	1.0	2	1	1	0	2	0	4.26	18
5/15	TEXAS A&M (L, 9-11)	-	-	2.0	1	3	3	1	3	0	4.72	36
5/22	at Missouri (L, 6-7)	L	-	0.0	2	3	3	1	0	0	5.40	14

**2022 - JUNIOR YEAR**

Date	Opp (Res.)	DEC	QS	IP	H	R	ER	BB	SO	HR	ERA	NP
2/20	vs. Kansas State (W, 12-1)	-	-	1.0	0	0	0	1	0	0	0.00	13
2/23	TROY (W, 13-1)	-	-	1.0	0	0	0	0	0	0	0.00	6
2/26	YALE-G1 (W, 4-3)	-	-	1.0	1	0	0	1	0	0	0.00	20
3/2	*UAB (W, 16-1)	W	-	5.0	2	1	1	0	8	0	1.12	66
3/9	*vs. Tennessee Tech (W, 4-3)	-	-	4.2	6	3	2	2	5	0	2.13	88

**BEN BOSSE'S CAREER APPEARANCES**

2022 - FRESHMAN YEAR												
Date	Opp (Res.)	DEC	QS	IP	H	R	ER	BB	SO	HR	ERA	NP
2/25	YALE (W, 9-0)	-	-	1.0	0	0	0	0	3	0	0.00	18
2/26	YALE-G2 (L, 4-5 [10])	-	-	0.0	0	1	1	1	0	0	9.00	5
3/2	UAB (W, 16-1)	-	-	1.0	0	0	0	1	0	0	4.50	9
3/5	RHODE ISLAND-G2 (W, 16-0)	-	-	1.0	0	0	0	0	1	0	3.00	8
3/13	MIDDLE TENNESSEE-G2 (L, 3-4)	-	-	0.2	0	0	0	0	0	0	2.45	1

**TRACE BRIGHT'S CAREER APPEARANCES**

2020 - FRESHMAN YEAR												
Date	Opp (Res.)	DEC	QS	IP	H	R	ER	BB	SO	HR	ERA	NP
2/19	*OAKLAND (W, 17-1)	W	-	3.0	2	1	1	1	6	1	3.00	59
2/26	*ALABAMA A&M (W, 12-6)	-	-	4.2	3	4	4	3	6	0	5.87	80
3/11	*WOFFORD (L, 3-4)	L	-	2.0	5	4	4	3	0	0	8.38	50

**2021 - SOPHOMORE YEAR**

Date	Opp (Res.)	DEC	QS	IP	H	R	ER	BB	SO	HR	ERA	NP
2/19	PRESBYTERIAN (W, 14-3)	-	-	1.0	2	0	0	0	2	0	0.00	28
2/23	*ALABAMA A&M (W, 18-2 [7])	W	-	4.0	2	2	1	0	7	0	1.80	55
2/28	*vs. Texas A&M (W, 6-1)	W	X	6.0	3	0	0	2	1	0	0.82	86
3/7	*#18 BOSTON COLLEGE (L, 9-11 [10])	-	-	5.0	3	1	1	1	3	0	1.12	69
3/14	*LITTLE ROCK (L, 6-12)	L	-	4.1	5	6	6	0	5	2	3.54	74
3/21	*at #4 Ole Miss (L, 11-19)	-	-	1.1	4	7	7	3	2	0	6.23	53
3/26	KENTUCKY (L, 6-8 [10])	-	-	3.0	5	4	4	2	2	2	6.93	58
4/2	at #1 Arkansas (L, 5-6)	-	-	1.0	3	3	3	0	2	0	7.71	24
4/3	at #1 Arkansas (L, 5-6 [10])	L	-	0.2	2	1	1	1	0	0	7.86	11
4/10	#4 MISSISSIPPI STATE (L, 2-7)	-	-	3.1	1	1	1	1	3	1	7.28	38



### 2022 AUBURN BASEBALL GAME NOTES

3/1	ALABAMA STATE (W, 13-7)	-	-	1.1	2	1	1	0	2	0	1.69	21
3/4	RHODE ISLAND (W, 7-2)	S	-	2.0	1	0	0	0	4	0	1.23	26
3/9	vs. Tennessee Tech (W, 4-3)	W	-	1.1	0	0	0	0	4	0	1.04	19
3/13	MIDDLE TENNESSEE-G1 (W, 10-7)	S	-	2.0	0	0	0	0	2	0	0.84	34
3/13	MIDDLE TENNESSEE-G2 (L, 3-4)	-	-	1.0	0	0	0	0	0	0	0.77	21

#### PARKER CARLSON'S CAREER APPEARANCES

##### 2022 - FRESHMAN YEAR

Date	Opp (Res.)	DEC	QS	IP	H	R	ER	BB	SO	HR	ERA	NP
2/23	TROY (W, 13-1)	-	-	1.0	0	0	0	0	1	0	0.00	8
2/26	YALE-G2 (L, 4-5 [10])	-	-	1.0	2	1	1	0	1	1	4.50	17
3/6	RHODE ISLAND (W, 14-1)	W	-	3.0	2	1	1	1	4	1	3.60	40
3/13	MIDDLE TENNESSEE-G1 (W, 10-7)	-	-	0.2	3	3	3	0	2	1	7.94	24

#### KONNER COPELAND'S CAREER APPEARANCES

##### 2021 - FRESHMAN YEAR AT PENSACOLA STATE

Date	Opp (Res.)	DEC	QS	IP	H	R	ER	BB	SO	HR	ERA	NP
1/22	vs. Seminole State (L, 6-7)	-	-	3.0	2	0	0	1	2	0	0.00	--
1/30	vs. Coastal Alabama - Br (W, 4-0)	S	-	1.0	0	0	0	0	0	0	0.00	--
2/8	LURLEEN B. WALLACE (L, 2-3)	-	-	2.0	0	0	0	2	5	0	0.00	--
2/21	at Delgado (L, 1-2)	-	-	4.2	1	0	0	1	8	0	0.00	--
2/27	*COASTAL ALABAMA - BM (W, 11-0)	W	X	6.0	2	0	0	2	7	0	0.00	--
3/6	*DELGADO (W, 2-1)	W	X	6.0	4	1	1	1	8	1	0.40	--
3/20	*at Chipola (W, 15-5)	W	-	3.1	11	4	3	0	6	0	1.38	--
4/3	*TALLAHASSEE (W, 9-0)	W	X	7.0	1	0	0	1	8	0	1.09	--
4/11	*GULF COAST STATE (W, 5-3)	W	X	6.0	4	3	2	2	9	0	1.38	--
4/23	*at Gulf Coast State (W, 10-2)	W	X	6.0	9	2	1	2	9	0	1.40	--
4/30	*at NW Florida State (W, 4-0)	W	X	7.0	3	0	0	2	12	0	1.21	--
5/6	*vs. Miami Dade (L, 5-9)	L	-	5.0	6	4	4	2	7	0	1.74	--

##### 2022 - SOPHOMORE YEAR

Date	Opp (Res.)	DEC	QS	IP	H	R	ER	BB	SO	HR	ERA	NP
3/1	*ALABAMA STATE (W, 13-7)	-	-	2.1	5	1	0	2	1	0	0.00	52

#### TYLER DRABICK'S CAREER APPEARANCES

##### 2022 - GRADUATE YEAR

Date	Opp (Res.)	DEC	QS	IP	H	R	ER	BB	SO	HR	ERA	NP
3/1	ALABAMA STATE (W, 13-7)	W	-	2.1	1	1	1	2	5	0	3.86	46
3/5	RHODE ISLAND-G1 (W, 16-0)	-	-	0.1	0	0	0	1	1	0	3.38	13
3/13	MIDDLE TENNESSEE-G1 (W, 10-7)	-	-	0.1	0	0	0	0	0	0	3.00	3

#### BROOKS FULLER'S CAREER APPEARANCES

##### 2019 - FRESHMAN YEAR

Date	Opp (Res.)	DEC	QS	IP	H	R	ER	BB	SO	HR	ERA	NP
2/16	GEORGIA SOUTHERN (L, 5-7)	-	-	1.0	1	1	1	1	0	1	9.00	21
2/20	*ALABAMA A&M (W, 10-2)	-	-	3.0	2	2	0	2	3	0	2.25	46
3/2	CINCINNATI (W, 9-5)	-	-	1.2	0	0	0	0	1	0	1.59	14
3/5	UT MARTIN (W, 15-9)	-	-	2.2	2	3	0	3	0	0	1.08	42
3/9	UTSA (W, 8-3)	-	-	1.0	0	0	0	1	0	0	0.96	17
3/16	#21 TENNESSEE (W, 5-2)	W	-	3.2	2	1	1	2	3	0	1.38	63
3/23	at #4 Mississippi State (L, 2-15)	-	-	3.2	4	1	1	3	3	0	1.62	67
3/30	*at South Carolina (L, 0-4)	L	-	5.0	3	2	2	4	4	1	2.08	88
4/5	*#9 ARKANSAS (L, 6-9)	-	-	3.1	3	3	2	4	4	0	2.52	76
4/9	JACKSONVILLE STATE (L, 6-11)	-	-	0.0	0	1	1	2	0	0	2.88	15
4/13	*at #12 Texas A&M (W, 7-0)	W	X	6.0	4	0	0	3	4	0	2.32	93
4/20	*#17 OLE MISS (W, 6-5)	-	-	4.2	5	3	3	2	6	2	2.78	79
4/26	*at #4 Vanderbilt (L, 5-9)	L	-	1.2	4	4	2	2	1	1	3.13	37
5/4	*ALABAMA (L, 6-7)	-	-	3.0	3	2	2	2	3	0	3.35	61
5/11	#7 GEORGIA (L, 8-10)	-	-	0.2	0	0	0	0	1	0	3.29	4
5/14	*NORTH ALABAMA (W, 8-7)	-	-	1.1	3	4	4	3	1	0	4.04	36
5/17	at #20 LSU (L, 1-5)	-	-	1.0	1	1	1	1	1	0	4.15	16
5/18	at #20 LSU (W, 5-4)	-	-	0.1	0	0	0	0	0	0	4.12	3
5/22	vs. #2 Vanderbilt (L, 1-11)	-	-	0.1	2	2	2	0	1	0	4.50	17
5/23	vs. #17 LSU (L, 3-4)	-	-	0.0	0	0	0	0	0	0	4.50	2

##### 2020 - SOPHOMORE YEAR

Date	Opp (Res.)	DEC	QS	IP	H	R	ER	BBSO	HR	ERA	NP	
2/16	ILLINOIS-CHICAGO (W, 14-0)	-	-	2.0	2	0	0	0	3	0	0.00	34
2/25	*ALABAMA A&M (W, 10-0)	W	-	4.0	5	0	0	0	3	0	0.00	60
3/10	*GEORGIA TECH (L, 2-6)	L	-	2.0	4	3	2	1	1	0	2.25	42

##### 2021 - JUNIOR YEAR

Date	Opp (Res.)	DEC	QS	IP	H	R	ER	BB	SO	HR	ERA	NP
2/19	PRESBYTERIAN (W, 14-3)	-	-	1.0	2	0	0	0	1	0	0.00	15
2/21	PRESBYTERIAN (W, 2-1 [10])	-	-	2.1	2	1	1	1	3	0	2.70	38
2/27	vs. Baylor (L, 6-12)	-	-	1.2	5	5	5	3	2	0	10.80	58
3/5	#18 BOSTON COLLEGE (L, 2-8)	-	-	1.2	1	3	2	1	3	1	10.80	34
3/9	at UAB (W, 6-5)	-	-	0.0	1	3	3	2	0	0	14.85	17
3/14	LITTLE ROCK (L, 6-12)	-	-	0.2	2	0	0	0	0	0	13.50	9
3/20	at #4 Ole Miss (L, 5-6)	-	-	2.1	3	0	0	3	3	0	10.24	47
3/27	KENTUCKY (L, 4-6)	-	-	2.1	1	0	0	1	2	0	8.25	36
4/2	at #1 Arkansas (L, 5-6)	-	-	0.0	0	0	0	1	0	0	8.25	5
4/11	#4 MISSISSIPPI STATE (L, 10-19)	-	-	1.0	2	3	3	0	1	1	9.69	18
4/21	JAX STATE (W, 8-7 [10])	-	-	1.0	1	1	1	1	1	0	9.64	22
5/7	LSU (L, 6-9)	-	-	0.1	0	0	0	0	0	0	9.42	4
5/12	at Samford (L, 1-6)	-	-	1.0	1	0	0	0	2	0	8.80	16
5/15	TEXAS A&M (L, 9-11)	-	-	0.0	0	0	0	1	0	0	8.80	6
5/18	NORTH ALABAMA (W, 14-6)	-	-	2.0	1	0	0	1	1	0	7.79	22
5/20	at Missouri (W, 15-6)	-	-	0.2	2	2	2	2	1	0	8.50	30

##### 2022 - SENIOR YEAR

Date	Opp (Res.)	DEC	QS	IP	H	R	ER	BB	SO	HR	ERA	NP
2/23	TROY (W, 13-1)	-	-	1.0	1	0	0	1	2	0	0.00	26
3/1	ALABAMA STATE (W, 13-7)	-	-	0.1	3	4	4	2	0	0	27.00	27

#### JOSEPH GONZALEZ'S CAREER APPEARANCES

##### 2021 - FRESHMAN YEAR

Date	Opp (Res.)	DEC	QS	IP	H	R	ER	BB	SO	HR	ERA	NP
2/20	PRESBYTERIAN (W, 6-1)	-	-	1.0	2	0	0	0	1	0	0.00	12
2/24	ALABAMA A&M (W, 33-0)	-	-	1.0	0	0	0	0	2	0	0.00	11
2/26	vs. #25 Oklahoma (L, 3-4 [10])	-	-	1.1	4	1	1	0	0	0	2.70	25
3/9	*at UAB (W, 6-5)	-	-	5.0	1	1	1	0	7	0	2.16	60
3/14	LITTLE ROCK (L, 6-12)	-	-	0.2	2	1	1	0	0	0	3.00	12
3/16	at Lipscomb (W, 9-7)	-	-	1.1	1	0	0	0	1	0	2.61	17
3/19	at #4 Ole Miss (L, 0-1)	L	-	1.0	1	1	1	0	0	1	3.18	16
3/27	*KENTUCKY (L, 4-6)	L	-	4.0	8	5	5	2	4	0	5.28	71
4/3	*at #1 Arkansas (L, 5-6 [10])	-	-	5.0	2	2	2	5	1	0	4.87	86
4/11	*#4 MISSISSIPPI STATE (L, 10-19)	L	-	0.2	7	9	9	1	9	0	8.57	44
4/17	*at Alabama (L, 9-10)	-	-	1.1	4	3	3	0	0	0	9.27	29
4/21	JAX STATE (W, 8-7 [10])	-	-	3.1	3	0	0	0	3	0	8.06	55
4/25	#10 FLORIDA (W, 10-8 [7])	W	-	2.2	3	2	2	1	0	0	7.94	43
4/30	at #20 Georgia (W, 10-6 [14])	-	-	1.0	2	0	0	0	0	0	6.76	16
5/1	at #20 Georgia (W, 9-7)	-	-	2.2	3	2	2	0	3	1	7.59	29
5/7	LSU (L, 6-9)	-	-	3.1	3	1	1	0	4	0	7.13	51
5/12	at Samford (L, 1-6)	-	-	1.0	0	0	0	1	1	0	6.94	12
5/14	TEXAS A&M (W, 5-4)	-	-	1.0	0	0	0	0	0	0	6.75	9
5/16	TEXAS A&M (W, 8-5)	W	-	3.2	3	2	1	0	3	0	6.37	40
5/22	at Missouri (L, 6-7)	-	-	1.0	2	0	0	0	0	0	6.21	14
5/25	vs. #11 Ole Miss (L, 4-7)	-	-	0.1	0	0	0	0	0	0	6.17	3

##### 2022 - SOPHOMORE YEAR

Date	Opp (Res.)	DEC	QS	IP	H	R	ER	BB	SO	HR	ERA	NP
2/19	*vs. #12 Texas Tech (W, 2-1)	W	-	5.0	3	0	0	3	5	0	0.00	81
2/26	*YALE (W, 4-3)	-	-	3.0	7	3	3	0	2	0	3.38	47
3/5	*RHODE ISLAND-G1 (W, 16-0)	W	X	6.2	5	0	0	1	8	0	1.84	89
3/13	*MIDDLE TENNESSEE-G1 (W, 10-7)	-	-	1.0	0	0	0	1	0	0	1.72	12

#### CADE GRANZOW'S CAREER APPEARANCES

##### 2022 - FRESHMAN YEAR

Date	Opp (Res.)	DEC	QS	IP	H	R	ER	BB	SO	HR	ERA	NP
2/20	vs. Kansas State (W, 12-1)	-	-	1.0	1	0	0	0	1	0	0.00	16
2/26	YALE-G2 (L, 4-5 [10])	-	-	0.2	1	0	0	1	1	0	0.00	18
3/2	UAB (W, 16-1)	-	-	1.0	1	0	0	0	0	0	0.00	9
3/5	RHODE ISLAND-G2 (W, 12-0)	-	-	1.0	0	0	0	0	2	0	0.00	14

#### CAM HILL'S CAREER APPEARANCES

##### 2021 - FRESHMAN YEAR

Date	Opp (Res.)	DEC	QS	IP	H	R	ER	BB	SO	HR	ERA	NP
2/21	PRESBYTERIAN (W, 2-1 [10])	W	-	1.0	0	0	0	0	2	0	0.00	12
2/28	vs. Texas A&M (W, 6-1)	-	-	1.0	1	1	1	1	2			



**TOMMY SHEEHAN'S CAREER APPEARANCES**

**2018 - FRESHMAN YEAR AT NOTRE DAME**

Table with columns: Date, Opp (Res.), DEC, QS, IP, H, R, ER, BB, SO, HR, ERA, NP. Rows include games against LSU, Wake Forest, Seton Hall, Miami, Florida State, Wake Forest, Duke, Clemson, NC State, Valparaiso, Western Michigan, Pittsburgh, Northwestern, and Louisville.

**2019 - SOPHOMORE YEAR AT NOTRE DAME**

Table with columns: Date, Opp (Res.), DEC, QS, IP, H, R, ER, BB, SO, HR, ERA, NP. Rows include games against Arizona State, Eastern Michigan, Charleston Southern, Wake Forest, Clemson, Florida State, Georgia Tech, Virginia, North Carolina, Pittsburgh, NC State, Louisville, Canisius, Boston College, and Georgia Tech.

**2020 - JUNIOR YEAR AT NOTRE DAME**

Table with columns: Date, Opp (Res.), DEC, QS, IP, H, R, ER, BB, SO, HR, ERA, NP. Rows include games against UAB, Incarnate Word, Presbyterian, and North Carolina.

**2021 - SENIOR YEAR AT NOTRE DAME**

Table with columns: Date, Opp (Res.), DEC, QS, IP, H, R, ER, BB, SO, HR, ERA, NP. Rows include games against Wake Forest and Clemson.

**2022 - FIFTH YEAR**

Table with columns: Date, Opp (Res.), DEC, QS, IP, H, R, ER, BB, SO, HR, ERA, NP. Rows include games against Oklahoma, Troy, Rhode Island, and Middle Tennessee.

**CARSON SKIPPER'S CAREER APPEARANCES**

**2019 - FRESHMAN YEAR**

Table with columns: Date, Opp (Res.), DEC, QS, IP, H, R, ER, BB, SO, HR, ERA, NP. Rows include games against Georgia Southern, Alabama A&M, UCF, Cincinnati, UT Martin, UTSA, Tennessee, Mississippi State, South Carolina, Arkansas, Jacksonville State, Georgia Tech, and Jacksonville State.

**2020 - SOPHOMORE YEAR**

Table with columns: Date, Opp (Res.), DEC, QS, IP, H, R, ER, BB, SO, HR, ERA, NP. Rows include games against Illinois-Chicago, Oakland, UCF, Alabama A&M, Wright State, Chicago State, and Georgia Tech.

**2021 - JUNIOR YEAR**

Table with columns: Date, Opp (Res.), DEC, QS, IP, H, R, ER, BB, SO, HR, ERA, NP. Rows include games against Presbyterian, Alabama A&M, Oklahoma, Texas A&M, Boston College, Arkansas, Arkansas, and Mississippi State.

Continuation of Tommy Sheehan's career appearances table from 2018, including games against Alabama, Samford, Florida, Georgia, LSU, Texas A&M, and Ole Miss.

**2022 - SENIOR YEAR**

Table with columns: Date, Opp (Res.), DEC, QS, IP, H, R, ER, BB, SO, HR, ERA, NP. Rows include games against Texas Tech, Yale, Rhode Island, and Middle Tennessee.

**CARSON SWILLING'S CAREER APPEARANCES**

**2021 - FRESHMAN YEAR**

Table with columns: Date, Opp (Res.), DEC, QS, IP, H, R, ER, BB, SO, HR, ERA, NP. Rows include games against Presbyterian, Alabama A&M, Boston College, Little Rock, Lipscomb, Ole Miss, Kentucky, Arkansas, Mississippi State, Georgia Tech, Alabama, Samford, Florida, Georgia, Missouri, and Missouri.

**2022 - SOPHOMORE YEAR**

Table with columns: Date, Opp (Res.), DEC, QS, IP, H, R, ER, BB, SO, HR, ERA, NP. Rows include games against Kansas State, Yale, Yale-G2, Middle Tennessee, and Middle Tennessee-G2.

**GARRETT WADE'S CAREER APPEARANCES**

**2019 - FRESHMAN YEAR**

Table with columns: Date, Opp (Res.), DEC, QS, IP, H, R, ER, BB, SO, HR, ERA, NP. Rows include games against Georgia Southern, Alabama A&M, UT Martin, Alabama, UAB, Mississippi State, Alabama, Georgia Tech, Arkansas, Jacksonville State, Ole Miss, Vanderbilt, Alabama, and UAB.

**2020 - SOPHOMORE YEAR**

Table with columns: Date, Opp (Res.), DEC, QS, IP, H, R, ER, BB, SO, HR, ERA, NP. Rows include games against Oakland, UCF, Alabama A&M, and Wright State.

**2022 - REDSHIRT JUNIOR YEAR**

Table with columns: Date, Opp (Res.), DEC, QS, IP, H, R, ER, BB, SO, HR, ERA, NP. Rows include games against Texas Tech, Yale-G2, UAB, and Middle Tennessee.

**SUPERLATIVES AND MISCELLANEOUS NOTES**

**STARTS BY POSITION**

**STARTING PITCHER**

Trace Bright	4	2-2
Joseph Gonzalez	4	4-0
Jordan Armstrong	3	2-1
Mason Barnett	2	2-0
Tommy Sheehan	2	1-1
Konner Copeland	1	1-0

**CATCHER**

Jake Wyandt	11	10-1
Ryan Dyal	6	3-3

**FIRST BASE**

Sonny DiChiara	12	10-2
Cam Hill	5	3-2

**SECOND BASE**

Cole Foster	16	13-3
Garrett Farquhar	1	0-1

**THIRD BASE**

Blake Rambusch	14	11-3
Garrett Farquhar	3	2-1

**SHORTSTOP**

Brody Moore	16	12-4
Garrett Farquhar	1	1-0

**LEFT FIELD**

Ryan Dyal	8	7-1
Brayton Brown	3	2-1
Josh Hall	3	2-1
Bryson Ware	3	2-1

**CENTER FIELD**

Kason Howell	17	13-4
--------------	----	------

**RIGHT FIELD**

Bryson Ware	12	10-2
Blake Rambusch	3	2-1
Josh Hall	2	1-1

**DESIGNATED HITTER**

Brooks Carlson	5	4-1
Cam Hill	5	4-1
Ryan Dyal	3	3-0
Nate LaRue	3	2-1
Sonny DiChiara	1	0-1

**2022 AUBURN & OPPONENT HIGHS**

**TEAM BATTING**

	AUBURN	OPPONENT
Runs in a game	16, two times	10, Middle Tennessee (3/11)
Runs in an inning	9, vs. Rhode Island [1st] (G2 - 3/5)	4, three times
Most Hits in a game	17, UAB (3/2)	13, Alabama State (3/1)
Fewest Hits in a game	3, two times	1, Rhode Island (G2 - 3/5)
Hits in an inning	7, vs. Rhode Island [1st] (G2 - 3/5)	5, Alabama State (3/1)
2B in a game	5, vs. Yale (2/25)	3, four times
3B in a game	1, three times	1, Yale (G1 - 2/26)
HR in a game	4, vs. Rhode Island (3/6)	3, Middle Tennessee (G1 - 3/13)
SB in a game	2, four times	6, Yale (G1 - 2/26)
LOB in a game	17, vs. K-State (2/20)	13, Alabama State (3/1)
K in a game	17, vs. K-State (2/20)	19, Yale (2/25)
BB in a game	12, vs. Rhode Island (G1 - 3/5)	9, Yale (G2 - 2/26)

**TEAM PITCHING**

	AUBURN	OPPONENT
K in a game	19, vs. Yale (2/25)	17, K-State (2/20)
BB in a game	9, vs. Yale (G2 - 2/26)	12, Rhode Island (G1 - 3/5)
Pitchers used	8, two times	10, UAB (3/2)
Total Quality Starts	4	1

**TEAM FIELDING**

	AUBURN	OPPONENT
Errors in a game	1, six times	5, Alabama State (3/1)
DP turned in a game	3, vs. MTSU (G2 - 3/13)	2, two times

**IND. BATTING**

	AUBURN	OPPONENT
Hits in a game	3, 14 times	3, five times
Runs in a game	4, Rambusch vs. KSU (2/20)	3, Blohowiak [Yale] (G2 - 2/26)
2B in a game	2, four times	2, three times
3B in a game	1, three times	1, Swank [Yale] (G1 - 2/26)
HR in a game	1, 17 times	1, eight times
RBI in a game	6, Ware, two times	3, three times
XBH in a game	3, Ware vs. UAB (3/2)	2, five times
SB in a game	2, Rambusch, two times	3, Swank [Yale] (G1 - 2/26)
BB in a game	3, three times	4, Sanders [MTSU] (G2 - 3/13)
HBP in a game	2, three times	2, two times
K in a game	3, seven times	4, three times
Hitting Streak	9, Howell (3/1-13)	3, four times
Consec. G w/HR	3, DiChiara vs. Troy/Yale (2/23-25)	2, Sanders [MTSU] (3/11-13)

**IND. PITCHING**

	AUBURN	OPPONENT
K by a starter	11, Armstrong vs. Yale (2/25)	4, three times
K by a reliever	5, three times	6, two times
BB by a starter	3, four times	5, Picone [URI] (G1 - 3/5)
BB by a reliever	2, 12 times	6, Capell [Yale] (G2 - 2/26)
IP by a starter	6.2, Gonzalez vs. URI (G1 - 3/5)	6.0, Shaw [Yale] (G2 - 2/26)
IP by a reliever	5.2, Skipper vs. MTSU (3/11)	4.1, Wigginton [MTSU] (G2 - 3/13)

**MISCELLANEOUS**

	AUBURN
Biggest comeback win	3, two times
Biggest blown lead loss	3, vs. Middle Tennessee (G2 - 3/13)
Largest margin of victory	16, vs. Rhode Island (G1 - 3/5)
Largest margin of defeat	3, vs. Oklahoma (2/18)
Longest game, Time	3:52, vs. Alabama State (3/1)
Longest game, Time (9 inn)	3:52, vs. Alabama State (3/1)
Shortest game, Time (9 inn)	2:43, vs. Texas Tech (2/19)
Longest game, Innings	10, vs. Yale (G2 - 2/26)
Largest crowd, Home	3,759, vs. Troy (2/23)
Largest crowd, Road	--
Largest crowd, Neutral	10,515, vs. Texas Tech (2/19)

**STARTS BY ORDER**

**LEADOFF**

Blake Rambusch	17	13-4
----------------	----	------

**2ND SPOT**

Kason Howell	11	8-3
Brody Moore	6	5-1

**3RD SPOT**

Sonny DiChiara	11	10-1
Ryan Dyal	4	2-2
Cam Hill	2	2-0

**CLEANUP**

Ryan Dyal	7	6-1
Brooks Carlson	5	4-1
Cam Hill	3	3-0
Sonny DiChiara	2	0-2

**5TH SPOT**

Bryson Ware	6	4-2
Brody Moore	5	4-1
Nate LaRue	3	2-1
Kason Howell	2	2-0
Cole Foster	1	1-0

**6TH SPOT**

Bryson Ware	6	5-1
Ryan Dyal	3	3-0
Cam Hill	2	1-1
Kason Howell	2	1-1
Brody Moore	2	1-1
Garrett Farquhar	1	1-0
Cole Foster	1	1-0

**7TH SPOT**

Cole Foster	4	4-0
Brody Moore	3	2-1
Bryson Ware	3	3-0
Ryan Dyal	2	2-0
Cam Hill	2	1-1
Brayton Brown	1	0-1
Garrett Farquhar	1	0-1
Kason Howell	1	1-0

**8TH SPOT**

Cole Foster	10	7-3
Brayton Brown	2	2-0
Garrett Farquhar	2	2-0
Ryan Dyal	1	1-0
Cam Hill	1	0-1
Kason Howell	1	1-0

**9TH SPOT**

Jake Wyandt	11	10-1
Josh Hall	5	3-2
Garrett Farquhar	1	0-1

## PITCHING NOTES

### 2022 BULLPEN BY NUMBERS

Total App.....	64
Saves/Opp.....	4/6
IR/IRS.....	36/14
BA Against.....	.184
ERA.....	2.70

### SAVES/OPP

Blake Burkhalter.....	3/3
Parker Carlson.....	0/1
Hayden Mullins.....	0/1
Tommy Sheehan.....	1/1

### INHERITED RUNNERS/SCORED

Chase Allsup.....	1/1
John Armstrong.....	13/8
Ben Bosse.....	4/0
Blake Burkhalter.....	5/0
Tyler Drabick.....	4/0
Brooks Fuller.....	2/0
Cade Granzow.....	2/2
Carson Skipper.....	3/3
Carson Swilling.....	2/0

### 1ST BATTER FACED/RETIRED

Chase Allsup.....	5/2
John Armstrong.....	7/6
Jordan Armstrong.....	1/1
Mason Barnett.....	3/2
Ben Bosse.....	4/3
Blake Burkhalter.....	7/6
Parker Carlson.....	4/4
Tyler Drabick.....	1/3
Brooks Fuller.....	2/1
Cade Granzow.....	3/2
Nate LaRue.....	4/1
Hayden Mullins.....	3/1
Tommy Sheehan.....	2/1
Carson Skipper.....	4/4
Carson Swilling.....	5/3
Garrett Wade.....	4/2

### RELIEF ERA

Chase Allsup.....	0.00
John Armstrong.....	0.00
Jordan Armstrong.....	0.00
Mason Barnett.....	0.00
Cade Granzow.....	0.00
Cam Hill.....	0.00
Blake Burkhalter.....	0.77
Carson Skipper.....	1.32
Ben Bosse.....	2.45
Nate LaRue.....	2.45
Tommy Sheehan.....	2.70
Tyler Drabick.....	3.00
Carson Swilling.....	3.18
Parker Carlson.....	7.94
Hayden Mullins.....	8.31
Garrett Wade.....	10.80
Brooks Fuller.....	27.00

2022 Auburn Baseball  
Team Game-by-Game for Auburn (as of Mar 13, 2022)  
Pitching (All games)

Date	Opponent	ip	h	r	er	bb	so	2b	3b	hr	wp	bk	hbp	dp	ibb	score	w-l	sv	era
Feb 18	vs Oklahoma	8.0	4	3	3	5	7	1	0	1	1	0	3	2	0	0-3	0-1	0	3.38
Feb 19	vs Texas Tech	9.0	3	1	1	7	8	0	0	0	1	0	1	1	0	2-1	1-1	1	2.12
Feb 20	vs Kansas State	9.0	3	1	0	3	10	0	0	0	0	0	0	1	0	12-1	2-1	1	1.38
Feb 23	TROY	9.0	5	1	1	4	7	0	0	0	1	0	0	0	0	13-1	3-1	1	1.29
Feb 25	YALE	9.0	4	0	0	3	19	0	0	0	2	0	1	1	0	9-0	4-1	1	1.02
Feb 26	YALE	9.0	9	3	3	3	8	2	1	0	1	0	0	0	0	4-3	5-1	1	1.36
Feb 26	YALE	10.0	8	5	5	9	12	2	0	1	4	0	0	0	0	4-5	5-2	1	1.86
Mar 01	ALABAMA STATE	9.0	13	7	6	8	12	3	0	0	3	0	1	1	0	13-7	6-2	1	2.38
Mar 02	UAB	9.0	3	1	1	2	11	1	0	0	0	0	1	1	0	16-1	7-2	1	2.22
Mar 04	RHODE ISLAND	9.0	8	2	2	2	11	2	0	1	0	0	0	0	0	7-2	8-2	2	2.20
Mar 05	RHODE ISLAND	9.0	5	0	0	2	11	0	0	0	0	0	2	1	0	16-0	9-2	2	2.00
Mar 05	RHODE ISLAND	7.0	1	0	0	0	10	0	0	0	1	0	0	1	0	12-0	10-2	2	1.87
Mar 06	RHODE ISLAND	9.0	3	1	1	4	14	0	0	1	0	0	1	0	0	14-1	11-2	3	1.80
Mar 09	vs Tennessee Tech	9.0	10	3	2	3	14	3	0	0	1	0	1	0	0	4-3	12-2	3	1.81
Mar 11	MIDDLE TENNESS	9.0	10	10	6	3	8	3	0	1	1	0	1	0	0	8-10	12-3	3	2.10
Mar 13	MIDDLE TENNESS	9.0	13	7	7	4	8	2	0	3	1	0	1	2	0	10-7	13-3	4	2.41
Mar 13	MIDDLE TENNESS	8.0	8	4	4	5	4	3	0	0	2	0	0	3	0	3-4	13-4	4	2.52
Totals		150.0	110	49	42	67	174	22	1	8	19	0	13	14	0	147-49	13-4	4	2.52

### AUBURN STARTING PITCHER BREAKDOWN

Starter	GS	Quality Starts	Run Support	RS/Start	Auburn Record
Bright	4	3	26	6.5	2-2
Gonzalez	4	1	20	5.0	4-0
Armstrong	3	0	8	2.7	2-1
Barnett	2	0	11	5.5	2-0
Sheehan	2	0	4	2.0	1-1
Copeland	1	0	7	7.0	1-0
Mullins	1	0	3	3.0	1-0

#### Auburn Overall Rankings

Category	Rank	No.
ERA	2.46	3rd
Opp BA	.205	5th
Hits Allowed	109	7th
Walks	67	13th
Strikeouts	174	5th

#### Auburn SEC-Only Rankings

Category	Rank	No.
ERA	--	--
Opp BA	--	--
Hits Allowed	--	--
Walks	--	--
Strikeouts	--	--

### AUBURN PITCHING BREAKDOWN

	W-L	ERA	IP	H	R	ER	BB	K	HR	AVG	W-L	ERA	IP	H	R	ER	BB	K	HR	AVG	
STARTERS	6-1	2.16	66.2	55	19	16	26	73	1	.229	HOME	10-3	2.74	115.0	89	41	35	49	135	7	.213
RELIEVERS	7-3	2.70	83.1	54	30	25	41	101	7	.184	ROAD	--	--	--	--	--	--	--	--	--	--
TOTALS	13-4	2.46	150.0	109	49	41	67	174	8	.205	NEUT.	3-1	1.54	35.0	20	8	6	18	39	1	.174

**HITTING NOTES**

**2022 MULTI-HIT GAMES**

	2	3	4	5+	Total
Blake Rambusch	3	4	-	-	7
Sonny DiChiara	5	1	-	-	6
Bryson Ware	4	2	-	-	6
Ryan Dyal	5	-	-	-	5
Kason Howell	-	5	-	-	5
Brody Moore	4	1	-	-	5
Cam Hill	3	1	-	-	4
Jake Wyandt	2	-	-	-	2
Garrett Farquhar	1	-	-	-	1
Cole Foster	1	-	-	-	1
Josh Hall	1	-	-	-	1

**CAREER AUBURN MULTI-HIT GAMES**

	2	3	4	5+	Total
Kason Howell	27	10	-	-	37
Brody Moore	20	6	2	-	28
Bryson Ware	11	4	-	-	15
Cam Hill	10	4	-	-	14
Garrett Farquhar	7	1	-	-	8
Blake Rambusch	3	4	-	-	7
Sonny DiChiara	5	1	-	-	6
Josh Hall	5	1	-	-	6
Ryan Dyal	6	-	-	-	6
Cole Foster	2	-	-	-	2
Nate LaRue	2	-	-	-	2
Jake Wyandt	2	-	-	-	2
Brayton Brown	1	-	-	-	1

**2022 MULTI-RBI GAMES**

	2	3	4	5+	Total
Ryan Dyal	3	3	1	-	7
Kason Howell	5	-	-	-	5
Cole Foster	2	1	1	-	4
Sonny DiChiara	2	-	1	-	3
Blake Rambusch	3	-	-	-	3
Bryson Ware	1	-	-	2	3
Jake Wyandt	1	1	1	-	3
Cam Hill	2	-	-	-	2
Mike Bello	1	-	-	-	1
Brayton Brown	-	1	-	-	1
Brooks Carlson	1	-	-	-	1
Garrett Farquhar	1	-	-	-	1
Nate LaRue	1	-	-	-	1
Brody Moore	-	-	1	-	1

**CAREER AUBURN MULTI-RBI GAMES**

	2	3	4	5+	Total
Kason Howell	8	6	-	1	15
Brody Moore	10	-	1	1	12
Bryson Ware	5	-	2	2	9
Ryan Dyal	5	3	1	-	9
Cam Hill	4	3	1	-	8
Brayton Brown	2	2	-	-	4
Garrett Farquhar	2	1	1	-	4
Cole Foster	2	1	1	-	4
Sonny DiChiara	2	-	1	-	3
Blake Rambusch	3	-	-	-	3
Jake Wyandt	1	1	1	-	3
Josh Hall	1	1	-	-	2
Nate LaRue	2	-	-	-	2
Mike Bello	1	-	-	-	1
Brooks Carlson	1	-	-	-	1
Bobby Peirce	1	-	-	-	1

**CAREER AUBURN STARTS**

	Career	Consec.
Kason Howell	141	65
Brody Moore	83	8
Bryson Ware	52	10
Cam Hill	40	6
Ryan Dyal	39	17
Garrett Farquhar	20	1
Cole Foster	20	-
Blake Rambusch	17	17
Nate LaRue	16	-
Josh Hall	15	-
Brayton Brown	14	-
Sonny DiChiara	13	1
Jake Wyandt	11	2
Brooks Carlson	5	-

**TEAM NOTES**

Auburn Overall SEC Rankings			Auburn SEC-Only Rankings		
Category	Rank	No.	Category	Rank	No.
Avg.	.306	8th	Avg.	--	--
Hits	172	6th	Hits	--	--
2B	36	5th	2B	--	--
HR	17	T-9th	HR	--	--
BB	90	T-3rd	BB	--	--

**2022 AUBURN HOME RUNS**

No.	Player (#)	Opponent (Date)	On	Outs	Inn.	Pitcher
1	Ware (1)	Troy (2/23)	3	2	1	Fletcher (R)
2	DiChiara (1)	Troy (2/23)	2	1	2	Pettys (L)
3	DiChiara (2)	Yale (2/25)	1	1	1	Kipp (R)
4	DiChiara (3)	Yale (G1 - 2/26)	0	2	5	Walsh (R)
5	Howell (1)	Yale (G1 - 2/26)	0	0	9	Easterly (L)
6	Rambusch (1)	Yale (G2 - 2/26)	0	0	8	Capell (R)
7	Foster (1)	Alabama State (3/1)	2	1	2	A. Melendez (L)
8	DiChiara (4)	Alabama State (3/1)	0	0	7	O. Melendez (L)
9	DiChiara (5)	Rhode Island (3/4)	1	1	3	Twitchell (R)
10	Rambusch (2)	Rhode Island (G1 - 3/5)	0	0	1	Picone (R)
11	Dyal (1)	Rhode Island (G1 - 3/5)	1	2	4	Diaz (R)
12	Wyandt (1)	Rhode Island (3/6)	2	2	2	Levesque (L)
13	Carlson (1)	Rhode Island (3/6)	1	0	5	Brutti (R)
14	Dyal (2)	Rhode Island (3/6)	3	1	6	Morrison (R)
15	Farquhar (1)	Rhode Island (3/6)	1	2	7	Morrison (R)
16	Dyal (3)	Middle Tennessee (3/11)	1	1	1	Keenan (R)
17	Moore (1)	Middle Tennessee (3/11)	2	2	9	Wigginton (L)

**AUBURN HITTING STREAKS**

	Current	'22	Career
Mike Bello	-	1	1
Luke Burk	-	1	1
Brooks Carlson	-	2	2
Sonny DiChiara	2	8	8
Ryan Dyal	-	4	4
Garrett Farquhar	5	5	5
Cole Foster	1	6	6
Josh Hall	-	3	4
Cam Hill	1	2	4
Kason Howell	-	9	9
Mason Land	2	2	2
Nate LaRue	-	2	2
Brody Moore	3	5	8
Bobby Peirce	-	1	1
Blake Rambusch	7	7	7
Bryson Ware	-	4	6
Jake Wyandt	7	7	7

**AUBURN REACHED BASE STREAKS**

	Current	'22	Career
Mike Bello	-	1	1
Luke Burk	-	1	1
Brooks Carlson	-	6	6
Ryan Dyal	-	15	15
Sonny DiChiara	13	13	13
Garrett Farquhar	6	6	6
Cole Foster	1	8	8
Josh Hall	-	3	5
Cam Hill	6	6	8
Kason Howell	15	15	17
Mason Land	3	3	3
Nate LaRue	-	4	7
Brody Moore	7	7	11
Bobby Peirce	-	1	1
Blake Rambusch	15	15	15
Bryson Ware	-	8	8
Jake Wyandt	7	7	7

**BUNT HITS**

Player	No.
Josh Hall	2
Cole Foster	1
Blake Rambusch	1
<b>TOTAL</b>	<b>4</b>

**SAC BUNTS**

Player	No.
Brayton Brown	1
Kason Howell	1
Brody Moore	1
Blake Rambusch	1
<b>TOTAL</b>	<b>4</b>

**SAC FLIES**

Player	No.
Nate LaRue	3
Blake Rambusch	3
Kason Howell	3
Ryan Dyal	2
Sonny DiChiara	1
Cam Hill	1
Brody Moss	1
Bryson Ware	1
Jake Wyandt	1
<b>TOTAL</b>	<b>16</b>

**OUTFIELD ASSISTS**

Player	No.
Ryan Dyal	2
Bryson Ware	1
<b>TOTAL</b>	<b>3</b>

**PINCH HITS**

Player	No.
Garrett Farquhar	2
Mike Bello	1
Luke Burk	1
Brooks Carlson	1
Mason Land	1
<b>TOTAL</b>	<b>6</b>

**AUBURN CAREER HOME RUN BREAKDOWN**

	1R	2R	3R	GS	Career	Home	Road	Last
Brown	2	--	1	--	3	2	1	3/21/21
Carlson	--	1	--	--	1	1	--	3/6/22
DiChiara	2	2	1	--	5	5	0	3/4/22
Dyal	2	3	--	1	6	5	1	3/11/22
Farquhar	--	1	--	--	1	1	--	3/6/22
Foster	--	--	1	--	1	1	--	3/1/22
Hill	2	2	--	1	5	5	--	4/25/21
Howell	4	3	1	--	8	2	6	2/26/22
LaRue	2	--	--	--	2	2	--	5/18/21
Moore	1	1	1	--	3	2	1	3/11/22
Rambusch	2	--	--	--	2	2	--	3/5/22
Ware	2	4	--	1	7	5	2	2/23/22
Wyandt	--	--	1	--	1	1	--	3/6/22

**AUBURN 2022 GAME-BY-GAME STARTING LINEUPS**

DATE	OPP	1	2	3	4	5	6	7	8	9	SP
2/18	vs. Oklahoma	Rambusch	Howell	Dyal	DiChiara	Moore	Ware	Hill	Foster	Farquhar	Sheehan
2/19	vs. Texas Tech	Rambusch	Moore	DiChiara	Dyal	Howell	Ware	Foster	Farquhar	Wyandt	Gonzalez
2/20	vs. Kansas State	Rambusch	Moore	DiChiara	Dyal	LaRue	Howell	Foster	Brown	Hall	Bright
2/23	Troy	Rambusch	Howell	DiChiara	Dyal	Moore	Ware	Foster	Brown	Wyandt	Sheehan
2/25	Yale	Rambusch	Moore	DiChiara	Dyal	LaRue	Ware	Foster	Howell	Hall	Armstrong
2/26	Yale - G1	Rambusch	Moore	DiChiara	Dyal	Ware	Foster	Howell	Farquhar	Wyandt	Gonzalez
2/26	Yale - G2	Rambusch	Moore	DiChiara	Dyal	LaRue	Howell	Brown	Foster	Hall	Bright
3/1	Alabama State	Rambusch	Moore	DiChiara	Dyal	Howell	Ware	Hill	Foster	Wyandt	Copeland
3/2	UAB	Rambusch	Howell	DiChiara	Hill	Foster	Farquhar	Ware	Dyal	Wyandt	Barnett
3/4	Rhode Island	Rambusch	Howell	DiChiara	Hill	Moore	Ware	Dyal	Foster	Hall	Armstrong
3/5	Rhode Island - G1	Rambusch	Howell	DiChiara	Carlson	Ware	Dyal	Moore	Foster	Wyandt	Gonzalez
3/5	Rhode Island - G2	Rambusch	Howell	DiChiara	Hill	Ware	Moore	Dyal	Foster	Wyandt	Bright
3/6	Rhode Island	Rambusch	Howell	Hill	Carlson	Moore	Dyal	Ware	Foster	Wyandt	Mullins
3/8	vs. Tennessee Tech	Rambusch	Howell	Hill	Carlson	Moore	Dyal	Ware	Foster	Wyandt	Barnett
3/11	Middle Tennessee	Rambusch	Howell	Dyal	Carlson	Ware	Hill	Moore	Foster	Hall	Armstrong
3/13	Middle Tennessee - G1	Rambusch	Howell	Dyal	Carlson	Ware	Hill	Moore	Foster	Wyandt	Gonzalez
3/13	Middle Tennessee - G2	Rambusch	Howell	Dyal	DiChiara	Ware	Moore	Farquhar	Hill	Wyandt	Bright
3/15	Kennesaw State										
3/17	Ole Miss*										
3/18	Ole Miss*										
3/19	Ole Miss*										
3/22	vs. South Alabama										
3/25	at Texas A&M*										
3/26	at Texas A&M*										
3/27	at Texas A&M*										
3/29	Jacksonville State										
3/31	at LSU*										
4/1	at LSU*										
4/2	at LSU*										
4/5	at UAB										
4/8	Vanderbilt*										
4/9	Vanderbilt*										
4/10	Vanderbilt*										
4/12	Samford										
4/14	at Mississippi State*										
4/15	at Mississippi State*										
4/16	at Mississippi State*										
4/19	Alabama State										
4/22	South Carolina*										
4/23	South Carolina*										
4/24	South Carolina*										
4/26	at Jacksonville State										
4/29	at Tennessee*										
4/30	at Tennessee*										
5/1	at Tennessee*										
5/6	Arkansas*										
5/7	Arkansas*										
5/8	Arkansas*										
5/10	at Troy										
5/13	Alabama*										
5/14	Alabama*										
5/15	Alabama*										
5/17	at Samford										
5/19	at Kentucky*										
5/20	at Kentucky*										
5/21	at Kentucky*										

\* - SEC Game

**AUBURN 2021 GAME-BY-GAME STARTERS**

DATE	OPP	SP	C	1B	2B	3B	SS	LF	CF	RF	DH
2/18	vs. Oklahoma	Sheehan	Dyal	DiChiara	Foster	Farquhar	Moore	Ware	Howell	Rambusch	Hill
2/19	vs. Texas Tech	Gonzalez	Wyandt	DiChiara	Foster	Farquhar	Moore	Ware	Howell	Rambusch	Dyal
2/20	vs. Kansas State	Bright	Dyal	DiChiara	Foster	Rambusch	Moore	Brown	Howell	Hall	LaRue
2/23	Troy	Sheehan	Wyandt	DiChiara	Foster	Rambusch	Moore	Brown	Howell	Ware	Dyal
2/25	Yale	Armstrong	Dyal	DiChiara	Foster	Rambusch	Moore	Hall	Howell	Ware	LaRue
2/26	Yale - G1	Gonzalez	Wyandt	DiChiara	Foster	Farquhar	Moore	Ware	Howell	Rambusch	Dyal
2/26	Yale - G2	Bright	Dyal	DiChiara	Foster	Rambusch	Moore	Brown	Howell	Hall	LaRue
3/1	Alabama State	Copeland	Wyandt	DiChiara	Foster	Rambusch	Moore	Dyal	Howell	Ware	Hill
3/2	UAB	Barnett	Wyandt	DiChiara	Foster	Rambusch	Farquhar	Dyal	Howell	Ware	Hill
3/4	Rhode Island	Armstrong	Dyal	DiChiara	Foster	Rambusch	Moore	Hall	Howell	Ware	Hill
3/5	Rhode Island - G1	Gonzalez	Wyandt	DiChiara	Foster	Rambusch	Moore	Dyal	Howell	Ware	Carlson
3/5	Rhode Island - G2	Bright	Wyandt	DiChiara	Foster	Rambusch	Moore	Dyal	Howell	Ware	Hill
3/6	Rhode Island	Mullins	Wyandt	Hill	Foster	Rambusch	Moore	Dyal	Howell	Ware	Carlson
3/8	vs. Tennessee Tech	Barnett	Wyandt	Hill	Foster	Rambusch	Moore	Dyal	Howell	Ware	Carlson
3/11	Middle Tennessee	Armstrong	Dyal	Hill	Foster	Rambusch	Moore	Hall	Howell	Ware	Carlson
3/13	Middle Tennessee - G1	Gonzalez	Wyandt	Hill	Foster	Rambusch	Moore	Dyal	Howell	Ware	Carlson
3/13	Middle Tennessee - G2	Bright	Wyandt	Hill	Farquhar	Rambusch	Moore	Dyal	Howell	Ware	DiChiara
3/15	Kennesaw State										
3/17	Ole Miss*										
3/18	Ole Miss*										
3/19	Ole Miss*										
3/22	vs. South Alabama										
3/25	at Texas A&M*										
3/26	at Texas A&M*										
3/27	at Texas A&M*										
3/29	Jacksonville State										
3/31	at LSU*										
4/1	at LSU*										
4/2	at LSU*										
4/5	at UAB										
4/8	Vanderbilt*										
4/9	Vanderbilt*										
4/10	Vanderbilt*										
4/12	Samford										
4/14	at Mississippi State*										
4/15	at Mississippi State*										
4/16	at Mississippi State*										
4/19	Alabama State										
4/22	South Carolina*										
4/23	South Carolina*										
4/24	South Carolina*										
4/26	at Jacksonville State										
4/29	at Tennessee*										
4/30	at Tennessee*										
5/1	at Tennessee*										
5/6	Arkansas*										
5/7	Arkansas*										
5/8	Arkansas*										
5/10	at Troy										
5/13	Alabama*										
5/14	Alabama*										
5/15	Alabama*										
5/17	at Samford										
5/19	at Kentucky*										
5/20	at Kentucky*										
5/21	at Kentucky*										

\* - SEC Game



**OVERALL STATS**



**2022 Auburn Baseball  
Overall Statistics for Auburn (as of Mar 13, 2022)  
(All games Sorted by Batting avg)**



Record: 13-4 Home: 10-3 Away: 0-0 Neutral: 3-1 SEC: 0-0

Player	avg	gp-gs	ab	r	h	2b	3b	hr	rbi	tb	slg%	bb	hp	so	gdp	ob%	sf	sh	sb-att	po	a	e	fld%
17 DiChiara, Sonny	.462	13-13	39	16	18	7	0	5	11	40	1.026	12	4	4	0	.607	1	0	0-0	74	3	0	1.000
1 Rambusch, Blake	.379	17-17	66	16	25	1	1	2	12	34	.515	7	4	7	0	.450	3	1	5-9	13	25	1	.974
5 Howell, Kason	.361	17-17	61	14	22	6	1	1	16	33	.541	7	5	10	0	.447	3	1	3-3	44	0	0	1.000
16 Hill, Cam	.333	12-10	33	8	11	3	0	0	7	14	.424	7	0	9	0	.439	1	0	0-1	31	1	0	1.000
8 Ware, Bryson	.309	17-15	55	16	17	6	1	1	16	28	.509	6	2	13	0	.391	1	0	3-3	26	1	0	1.000
4 Moore, Brody	.304	16-16	56	18	17	3	0	1	5	23	.411	11	1	8	1	.426	0	1	1-1	15	30	0	1.000
6 Dyal, Ryan	.278	17-17	54	18	15	4	0	3	22	28	.519	9	7	16	1	.431	2	0	0-0	70	3	2	.973
50 Wyandt, Jake	.257	12-11	35	7	9	1	0	1	12	13	.371	4	1	13	0	.341	1	0	1-1	99	7	1	.991
7 Foster, Cole	.240	16-16	50	8	12	2	0	1	18	17	.340	11	3	15	1	.406	0	0	0-1	24	36	2	.968
-----																							
37 Land, Mason	.667	6-0	3	1	2	0	0	0	0	2	.667	3	0	0	0	.833	0	0	0-0	0	3	0	1.000
31 Bello, Mike	.400	8-0	5	0	2	1	0	0	2	3	.600	0	0	1	0	.400	0	0	0-0	3	0	0	1.000
11 Farquhar, Garrett	.250	15-5	24	8	6	1	0	1	4	10	.417	2	1	1	1	.333	0	0	0-0	7	14	0	1.000
2 Hall, Josh	.250	12-5	20	3	5	1	0	0	0	6	.300	3	0	8	0	.348	0	0	1-1	3	0	0	1.000
28 LaRue, Nate	.214	8-3	14	3	3	0	0	0	4	3	.214	2	0	9	0	.263	3	0	0-0	13	1	0	1.000
19 Carlson, Brooks	.200	7-5	20	8	4	0	0	1	3	7	.350	4	1	8	0	.360	0	0	0-0	0	0	0	.000
Brown, B.	.167	6-3	12	2	2	0	0	0	3	2	.167	2	2	7	0	.375	0	1	0-0	5	0	0	1.000
27 Peirce, Bobby	.167	6-0	6	0	1	0	0	0	1	1	.167	0	0	3	0	.167	0	0	0-0	1	0	0	1.000
51 Burk, Luke	.143	8-0	7	1	1	0	0	0	0	1	.143	0	0	6	0	.143	0	0	0-0	17	0	0	1.000
72 Moss, Brody	.000	3-0	2	0	0	0	0	0	1	0	.000	0	0	1	0	.000	1	0	0-0	0	1	0	1.000
13 Schorr, Ben	.000	1-0	0	0	0	0	0	0	0	0	.000	0	0	0	0	.000	0	0	0-0	1	0	0	1.000
Totals	.306	17	562	147	172	36	3	17	137	265	.472	90	31	139	4	.419	16	4	14-20	450	145	7	.988
Opponents	.205	17	533	49	109	22	1	8	43	157	.295	67	13	174	8	.306	4	2	12-13	417	138	16	.972

LOB - Team (140), Opp (121). DPs turned - Team (14), Opp (8). CI - Team (1), Dyal, R. 1, Opp (1). IBB - Team (5), DiChiara, S. 3, Dyal, R. 1, Hill, C. 1.

**(All games Sorted by Earned run avg)**

Player	era	w-l	app	gs	cg	sho	sv	ip	h	r	er	bb	so	2b	3b	hr	b/avg	wp	hp	bk	sfa	sha	
40 Burkhalter, Blake	0.77	2-0	7	0	0	0/0	3	11.2	3	1	1	0	15	1	0	0	.079	0	1	0	0	0	
21 Bright, Trace	1.17	2-0	4	4	0	0/1	0	23.0	12	4	3	8	23	2	0	0	.158	3	0	0	0	0	
29 Skipper, Carson	1.32	1-0	4	0	0	0/0	0	13.2	10	3	2	3	13	4	0	1	.200	0	0	0	1	0	
45 Gonzalez, Joseph	1.72	2-0	4	4	0	0/1	0	15.2	15	3	3	5	15	1	1	0	.273	1	2	0	1	1	
18 Barnett, Mason	2.13	1-0	5	2	0	0/0	0	12.2	9	4	3	4	13	3	0	0	.200	0	0	0	1	0	
52 Armstrong, Jordan	4.15	1-1	4	3	0	0/1	0	13.0	13	6	6	5	19	3	0	1	.255	2	4	0	0	0	
-----																							
46 Allsup, Chase	0.00	0-0	5	0	0	0/1	0	6.1	5	1	0	5	13	2	0	0	.208	2	1	0	0	0	
41 Armstrong, John	0.00	0-0	7	0	0	0/1	0	4.1	3	3	0	3	8	1	0	0	.200	2	0	0	1	0	
9 Granzow, Cade	0.00	0-0	4	0	0	0/1	0	3.2	3	0	0	1	4	0	0	0	.250	2	1	0	0	0	
54 Copeland, Konner	0.00	0-0	1	1	0	0/0	0	2.1	5	1	0	2	1	0	0	0	.455	0	0	0	0	0	
16 Hill, Cam	0.00	0-0	1	0	0	0/1	0	1.0	0	0	0	0	1	0	0	0	.000	0	1	0	0	0	
28 LaRue, Nate	2.45	0-0	4	0	0	0/0	0	3.2	6	1	1	2	4	0	0	1	.375	0	0	0	0	0	
34 Bosse, Ben	2.45	0-0	5	0	0	0/2	0	3.2	0	1	1	2	4	0	0	0	.000	2	0	0	0	0	
47 Sheehan, Tommy	2.53	1-0	4	2	0	0/0	1	10.2	6	3	3	7	8	1	0	1	.162	2	0	0	0	0	
57 Drabick, Tyler	3.00	1-0	3	0	0	0/1	0	3.0	1	1	1	3	6	1	0	0	.100	2	1	0	0	0	
32 Swilling, Carson	3.18	0-2	5	0	0	0/1	0	5.2	2	2	2	5	6	1	0	0	.111	0	0	0	0	0	
20 Mullins, Hayden	4.91	1-1	4	1	0	0/0	0	7.1	5	4	4	5	8	1	0	1	.200	0	2	0	0	1	
23 Carlson, Parker	7.94	1-0	4	0	0	0/0	0	5.2	7	5	5	1	8	0	0	3	.292	0	0	0	0	0	
22 Wade, Garrett	10.80	0-0	4	0	0	0/0	0	1.2	0	2	2	3	3	0	0	0	.000	1	0	0	0	0	
14 Fuller, Brooks	27.00	0-0	2	0	0	0/0	0	1.1	4	4	4	3	2	1	0	0	.500	0	0	0	0	0	
Totals	2.46	13-4	17	17	0	3/3	4	150.0	109	49	41	67	174	22	1	8	.205	19	13	0	4	2	
Opponents	7.83	4-13	17	17	0	1/1	1	139.0	172	147	121	90	139	36	3	17	.306	26	31	3	16	4	

PB - Team (1), Dyal, R. 1, Opp (7). Pickoffs - Team (4), Wyandt, J. 2, Allsup, C. 1, Mullins, H. 1. SBA/ATT - Wyandt, J. (6-7), Dyal, R. (6-6), Barnett, M. (3-3), Armstrong (2-2), Gonzalez, J. (2-2), Bright, T. (1-2), Skipper, C. (2-2), Armstrong, J (1-1), Sheehan, T. (1-1).

**GAME SUMMARY**



**2022 Auburn Baseball  
Games Summary for Auburn (as of Mar 13, 2022)  
(All games)**



<b>Score by innings</b>	<b>1</b>	<b>2</b>	<b>3</b>	<b>4</b>	<b>5</b>	<b>6</b>	<b>7</b>	<b>8</b>	<b>9</b>	<b>EX</b>	<b>Total</b>
Auburn	27	22	21	15	17	19	9	12	4	1	147
Opponents	10	6	1	5	5	8	7	4	1	2	49

**Record when ...**

Overall	13-4	After 6 leading	11-0
Conference	0-0	..... trailing	1-1
Non-Conference	13-4	..... tied	1-3
Home games	10-3	After 7 leading	10-1
Away games	0-0	..... trailing	1-2
Neutral site	3-1	..... tied	1-0
Day games	7-4	After 8 leading	11-1
Night games	6-0	..... trailing	0-2
vs Left starter	3-1	..... tied	1-0
vs Right starter	10-3		
1-Run games	3-2	Hit 0 home runs	6-2
2-Run games	0-1	... 1 home run	2-1
5+Run games	9-0	... 2+ home runs	5-1
Extra innings	0-2		
Shutouts	3-1	Opponent 0 home runs	10-1
		..... 1 home run	2-3
Scoring 0-2 runs	1-1	..... 2+ HRs	1-0
..... 3-5 runs	2-2		
..... 6-9 runs	2-1	Made 0 errors	9-2
..... 10+ runs	8-0	.... 1 error	4-2
		.... 2+ errors	0-0
Opponent 0-2 runs	9-0		
..... 3-5 runs	2-3	Opp. made 0 errors	6-2
..... 6-9 runs	2-0	..... 1 error	3-2
..... 10+ runs	0-1	..... 2+ errors	4-0
Scored in 1st inning	6-1	Out-hit opponent	8-2
Opp. scored in 1st	6-1	Out-hit by opponent	4-2
Scores first	7-1	Hits are tied	1-0
Opp. scores first	6-3		

**Record when team scores:**

Runs	0	1	2	3	4	5	6	7	8	9	10+
W-L	0-1	0-0	1-0	0-1	2-1	0-0	0-0	1-0	0-1	1-0	8-0

**Record when opponent scores:**

Runs	0	1	2	3	4	5	6	7	8	9	10+
W-L	3-0	5-0	1-0	2-1	0-1	0-1	0-0	2-0	0-0	0-0	0-1

**Record when leading after:**

Inn.	1	2	3	4	5	6	7	8
W-L	5-0	9-1	10-1	11-0	11-0	11-0	10-1	11-1

**Record when trailing after:**

Inn.	1	2	3	4	5	6	7	8
W-L	4-1	2-1	1-1	1-1	1-1	1-1	1-2	0-2

**Record when tied after:**

Inn.	1	2	3	4	5	6	7	8
W-L	4-3	2-2	2-2	1-3	1-3	1-3	1-0	1-0

Current losing streak: 1  
 Longest winning streak: 7  
 Longest losing streak: 1

Home attendance : 43844 ( 13 dates avg = 3372 )  
 Away attendance : 6710 ( 4 dates avg = 1677 )  
 Total attendance: 50554 ( 17 dates avg = 2973 )

# TV/RADIO ROSTER



1 BLAKE RAMBUSCH



2 JOSH HALL



4 BRODY MOORE



5 KASON HOWELL



6 RYAN DYAL



7 COLE FOSTER



8 BRYSON WARE



9 CADE GRANZOW



11 GARRETT FARQUHAR



13 BEN SCHORR




14 BROOKS FULLER



16 CAM HILL



17 SONNY DICHIARA



18 MASON BARNETT



19 BROOKS CARLSON



20 HAYDEN MULLINS



21 TRACE BRIGHT




22 GARRETT WADE




23 PARKER CARLSON



27 BOBBY PEIRCE



28 NATE LARUE



29 CARSON SKIPPER



31 MIKE BELLO



32 CARSON SWILLING



34 BEN BOSSE



37 MASON LAND



40 BLAKE BURKHALTER




41 JOHN ARMSTRONG



43 CHASE ISBELL



44 GRANT NEWTON



45 JOSEPH GONZALEZ



46 CHASE ALLSUP



47 TOMMY SHEEHAN



50 JAKE WYANDT



51 LUKE BURK



52 JORDAN ARMSTRONG



54 KONNER COPELAND



57 TYLER DRABICK



72 BRODY MOSS



30 BUTCH THOMPSON



35 KARL NONEMAKER



39 GABE GROSS



15 TIM HUDSON