



# CRIMSON TIDE

BASEBALL

24 NCAA Tournament Appearances » 5 CWS Appearances » 14 SEC Championships » 69 Major League Players



## GAMES 33-35



# ALABAMA VS AUBURN

APRIL 15-17, 2021 / TUSCALOOSA, ALA.  
SEWELL-THOMAS STADIUM (2,630)

TV: SEC NETWORK / SEC NETWORK+

(PxP: Tom Hart, Color: Kyle Peterson / PxP: Josh Caray, Color: Lance Cormier)

RADIO: CRIMSON TIDE SPORTS NETWORK

(Play-By-Play: Chris Stewart, Color: Roger Hoover)

### CRIMSON TIDE

### TIGERS

2021 Record ..... 20-12  
2021 SEC Record ..... 5-7  
Head Coach ..... Brad Bohannon  
Record at Alabama (Years) ..... 93-68 (4th)  
Career Record (Years) ..... 93-68 (4th)

2021 Record ..... 13-16  
2021 SEC Record ..... 1-11  
Head Coach ..... Butch Thompson  
Record at Auburn (Years) ..... 167-131 (6th)  
Career Record (Years) ..... 206-152 (7th)

### INSIDE THE SERIES

**Overall:** 300th Meeting on Thursday (Alabama leads, 163-136)  
**Alabama's Record:** At Home: 80-49 | In Auburn: 56-61 | At Neutral Sites: 27-26  
**Current Streak:** Alabama, Lost 1  
**Last Meetings:** May 3-5, 2019 in Auburn (Alabama, 1-2 || L, 1-5 / W, 7-6 / L, 7-17)  
**Series Notes:** Alabama is 9-2 against Auburn across the last 11 three-game series in Tuscaloosa, including wins in six of the last seven home series against the Tigers.

### PROBABLE STARTING PITCHING MATCHUPS

THURSDAY	W-L	ERA	G/GS	IP	H	R	ER	BB	SO
UA - Tyler Ras (Jr., RHP)	5-1	3.45	8/7	44.1	40	20	17	13	30
AU - Cody Greenhill (Sr., RHP)	3-0	1.83	7/7	39.1	24	11	8	10	29
FRIDAY	W-L	ERA	G/GS	IP	H	R	ER	BB	SO
UA - Dylan Smith (Jr., RHP)	0-3	2.58	8/8	45.1	38	13	13	10	61
AU - Jack Owen (Sr., LHP)	0-2	9.53	4/2	11.1	18	12	12	4	7
SATURDAY	W-L	ERA	G/GS	IP	H	R	ER	BB	SO
UA - Connor Prielipp (So., LHP)	1-0	0.00	1/1	5.0	4	0	0	0	8
AU - Joseph Gonzalez (Fr., RHP)	0-3	8.57	10/4	21.0	28	20	20	8	16

## 2021 SCHEDULE

Opponent	TV	Time (CT)/Result
<b>FEBRUARY (7-1)</b>		
19 McNEESE	SEC Network+	W, 10-6
20 McNEESE	SEC Network+	W, 4-3
21 McNEESE	SEC Network+	W, 9-5
23 at Jacksonville State	ESPN+	W, 5-2
24 UT-MARTIN	SEC Network+	L, 4-9
26 WRIGHT STATE	SEC Network+	W, 8-4
27 WRIGHT STATE	SEC Network+	(11) W, 8-7
WRIGHT STATE	SEC Network+	(7) W, 1-0
<b>MARCH (8-8)</b>		
3 TROY	SEC Network+	W, 9-1
5 at College of Charleston	FloSports	W, 8-0
6 at College of Charleston	FloSports	L, 0-1
7 at College of Charleston	FloSports	W, 21-3
9 SOUTH ALABAMA	SEC Network	W, 11-8
10 JACKSONVILLE STATE	SEC Network+	W, 7-2
12 STETSON	SEC Network+	L, 2-4
13 STETSON	SEC Network+	(12) W, 4-3
14 STETSON	SEC Network+	W, 9-4
19 at #1 Arkansas*	SEC Network+	W, 16-1
20 at #1 Arkansas*	SEC Network+	L, 1-9
21 at #1 Arkansas*	SEC Network	L, 1-3
23 SOUTHERN MISS	SEC Network+	L, 4-5
26 #3 OLE MISS*	SEC Network+	L, 6-9
#3 OLE MISS*	SEC Network+	L, 0-2
27 #3 OLE MISS*	SEC Network	L, 6-11
<b>APRIL (5-3)</b>		
2 #6 TENNESSEE*	SEC Network+	W, 7-4
3 #6 TENNESSEE*	SEC Network	(11) L, 4-8
4 #6 TENNESSEE*	SEC Network	L, 8-9
7 ULM	SEC Network+	L, 3-5
9 at Texas A&M*	SEC Network+	W, 5-3
10 at Texas A&M*	SEC Network+	W, 6-3
11 at Texas A&M*	SEC Network+	W, 7-4
13 SAMFORD	SEC Network+	W, 19-3
15 AUBURN*	SEC Network	6 P.M.
16 AUBURN*	SEC Network+	6 P.M.
17 AUBURN*	SEC Network+	4 P.M.
20 NORTH ALABAMA	SEC Network+	6 P.M.
23 at Kentucky*	SEC Network+	5:30 P.M.
24 at Kentucky*	SEC Network+	1 P.M.
25 at Kentucky*	SEC Network+	12 P.M.
27 at UAB <sup>1</sup>		6 P.M.
30 MISSOURI*	SEC Network+	6 P.M.
<b>MAY</b>		
1 MISSOURI*	SEC Network+	2 P.M.
2 MISSOURI*	SEC Network	11 A.M.
4 at Samford		6 P.M.
7 at Vanderbilt*	SEC Network+	6:30 P.M.
8 at Vanderbilt*	SEC Network+	2 P.M.
9 at Vanderbilt*	SEC Network+	1 P.M.
11 UAB	SEC Network+	6 P.M.
14 at LSU*	SEC Network+	7 P.M.
15 at LSU*	SEC Network	2 P.M.
16 at LSU*	SEC Network+	2 P.M.
20 MISSISSIPPI STATE*	SEC Network+	6 P.M.
21 MISSISSIPPI STATE*	SEC Network+	6 P.M.
22 MISSISSIPPI STATE*	SEC Network+	1 P.M.
25-30 SEC Tournament <sup>2</sup>	SEC Network/ESPN2	TBA

(1) - Regions Field (Birmingham, Ala.)  
(2) - SEC Baseball Tournament at Hoover Metropolitan Stadium (Hoover, Ala.)  
\* Southeastern Conference game  
BOLD indicates home game  
Rankings are Baseball America or USA Today Coaches (highest ranking listed)

### SOCIAL MEDIA:



Follow us on Twitter and Instagram @AlabamaBSB



Like us on Facebook at AlabamaBSB

Follow ALABAMA BASEBALL on the social media sites listed for up-to-date news, exclusive content and more.

ALABAMA		AUBURN	
<b>2021 STATS</b>		<b>Season</b>	<b>2021 STATS</b>
.273		<b>Average</b>	.289
6.7		<b>Runs / Game</b>	7.5
9.5		<b>Hits / Game</b>	10.2
55		<b>Doubles</b>	49
3		<b>Triples</b>	5
42		<b>Home Runs</b>	45
191		<b>Runs Batted In</b>	207
145/267		<b>Walks / Strikeouts</b>	139/233
20-27		<b>Stolen Bases</b>	22-33
290.0		<b>Innings Pitched</b>	259.0
3.91		<b>ERA</b>	5.21
4.4		<b>Runs Allowed / Game</b>	5.6
8.2		<b>Hits Allowed / Game</b>	8.2
109/303		<b>Walks / Strikeouts</b>	118/239
.978		<b>Fielding Percentage</b>	.977
27		<b>Errors</b>	25
26		<b>Double Plays</b>	35

ALABAMA		AUBURN	
<b>2021 STATS</b>		<b>Season</b>	<b>2021 STATS</b>
Denton .346		<b>Average</b>	.362 Bliss
Wilson 31		<b>Runs</b>	28 Ware
Wilson 48		<b>Hits</b>	42 Bliss
Hamiter/Williamson 8		<b>Doubles</b>	8 Woley
Diodati/Jarvis/Wilson 1		<b>Triples</b>	2 Hall
Diodati/Praytor/Wilson 8		<b>Home Runs</b>	9 Miller
Praytor 27		<b>Runs Batted In</b>	38 Miller
Praytor 19		<b>Walks</b>	19 Howell
Wilson 9		<b>Stolen Bases</b>	5 Howell
Denton .430		<b>On-Base %</b>	.413 Bliss
Wilson .576		<b>Slugging %</b>	.648 Miller
Smith 45.1		<b>Innings Pitched</b>	39.1 Greenhill
Lee/McNairy 11		<b>Appearances</b>	11 Bright
Lee 0.00		<b>ERA (reliever)</b>	1.54 Burkhalter
Ras 5		<b>Wins</b>	3 Bright/Greenhill
Lee 4		<b>Saves</b>	1 Barnett/Fitts
Smith 61		<b>Strikeouts</b>	30 Barnett

### ABOUT AUBURN

- Alabama and Auburn will meet for the 300th time when the two teams open the series on Thursday evening at Sewell-Thomas Stadium. The Crimson Tide holds the all-time advantage, 163-136, including an 80-49 mark at home in Tuscaloosa.
- The two teams last met from May 3-5, 2019 at Plainsman Park with Auburn claiming a 2-1 series win. The Tigers opened with a 5-1 victory before the Tide evened things up with a 7-6 win in game two. The series finale finished in favor of the Tigers, 17-7, on getaway day.
- Auburn swept the last series in Tuscaloosa from April 20-21, 2018. The Tigers posted a 19-5 win in the opener before the two teams took part in a doubleheader on Saturday. Game one finished in favor of AU, 5-0, before the Tigers completed the series sweep with a 20-5 win in the nightcap.
- The Tigers finished the pandemic-shortened 2020 campaign at 13-5 overall. Auburn was set to host Texas A&M at Plainsman Park for a three-game series to start SEC play when the season was officially canceled.
- Butch Thompson is in his seventh season as a collegiate head coach and his sixth at Auburn. Thompson entered 2021 with a career record of 193-136, including a 154-115 mark at AU. A graduate of Birmingham-Southern, Thompson is assisted by Karl Nonemaker and Gabe Gross along with volunteer assistant Tim Hudson.
- Auburn was selected to finish sixth in the West and 11th overall in the SEC in the league's preseason poll, as voted on by the conference's head coaches.

### ALABAMA IN THE POLLS

	BA	CBN	D1	NCBWA	PG	USA Today
Preseason	25	27	--	30	--	RV
Feb. 22	22	23	--	26	--	RV
March 1	23	23	--	23	--	RV
March 8	24	24	--	22	--	23
March 15	22	24	--	19	--	24
March 22	23	24	--	22	--	24
March 29	--	--	--	RV	--	RV
April 5	--	--	--	RV	--	--
April 12	--	--	--	RV	--	--
April 19	--	--	--	--	--	--
April 26	--	--	--	--	--	--
May 3	--	--	--	--	--	--
May 10	--	--	--	--	--	--
May 17	--	--	--	--	--	--
May 24	--	--	--	--	--	--

### 2021 SEC STANDINGS

#### EASTERN DIVISION

SCHOOL	OVERALL	SEC
Tennessee	28-6	9-3
Vanderbilt	26-5	9-3
South Carolina	22-9	8-4
Florida	22-11	6-6
Kentucky	21-9	6-6
Georgia	21-11	5-7
Missouri	11-20	4-8

#### WESTERN DIVISION

SCHOOL	OVERALL	SEC
Arkansas	27-5	9-3
Ole Miss	25-8	8-4
Mississippi State	25-7	8-4
<b>Alabama</b>	<b>20-12</b>	<b>5-7</b>
LSU	20-12	3-9
Texas A&M	20-15	3-9
Auburn	13-16	1-11

### CRIMSON TIDE ON THE RADIO

Every game of the 2021 baseball season is available on commercial radio through the Crimson Tide Sports Network and will be broadcast on various stations locally in Tuscaloosa. The broadcast team of Chris Stewart and Roger Hoover provide the commentary throughout the season. Below is local listings for the broadcast stations.

<b>ANNISTON</b>	WHMA-FM 95.5
<b>ASHLAND</b>	WCKF-FM 100.7
<b>BIRMINGHAM</b>	WENN-FM 100.1
	WENN-AM 1320
	WBHJ-HD3 95.7-3
<b>BREWTON</b>	WKNU-FM 106.3
<b>CENTRE</b>	WEIS-FM 100.5
	WEIS-AM 990
<b>CULLMAN</b>	WFMH-AM 1340
<b>DECATUR</b>	WWTM-FM 94.3
	WWTM-AM 1400
<b>FAYETTE</b>	WLDX-FM 97.1
	WLDX-AM 990
<b>FORT PAYNE</b>	WPPA-AM 1400
<b>GAUSDEN</b>	WAAK-AM 570
<b>HALEYVILLE</b>	WWWH-FM 92.7
	WWWH-AM 1230
<b>HATTIESBURG (Miss.)</b>	WFOR-FM 92.7
	WFOR-AM 1400
<b>HUNTSVILLE</b>	WZZN-FM 97.7
<b>JACKSON (Ala.)</b>	WHOD-FM 94.5
<b>LINDEN</b>	WINL-FM 98.5
<b>MONROEVILLE</b>	WMFC-FM 99.3
<b>MONTGOMERY</b>	WLVI-FM 106.3
	WLVI-AM 1440
	WXFX-HD3 95.1-3
<b>ROME (Ga.)</b>	WLAO-FM 96.9
	WLAO-AM 1400
<b>RUSSELLVILLE</b>	WGOL-FM 100.7
	WGOL-AM 920
<b>SELMA</b>	WDXK-FM 100.1
<b>SYLACAUGA</b>	WFEW-AM 1340
<b>TALLASSEE</b>	WTLS-FM 106.5
	WTLS-AM 1300
<b>TUSCALOOSA</b>	TIDE-FM 100.9
	WTUG-HD2 100.9
<b>VERNON</b>	WJEC-FM 106.5
<b>WINFIELD</b>	WKXM-FM 98.7
	WKXM-AM 1300

QUICK FACTS

UNIVERSITY

Location	Tuscaloosa, Ala.
Founded	April 12, 1831
Enrollment	37,842
Conference	Southeastern
Colors	Crimson and White
Nickname	Crimson Tide
President	Dr. Stuart Bell
Director of Athletics	Greg Byrne

FACULTY ATHLETICS

Representative	Dr. James King
Sport Administrator	Chris Besanceney
Venue (Capacity)	Sewell-Thomas Stadium (1,800)

COACHING STAFF

Head Coach	Brad Bohannon
Alma Mater	Berry College, 1998
Record at Alabama	93-68 (Fourth Season)
Assistant Coach	Jason Jackson (Fourth Season)
Assistant Coach	Jerry Zulli (Fourth Season)
Student Assistant Coach	Chandler Avant (First Season)
Student Assistant Coach	Kyle Cameron (First Season)
Director of Operations	Jack Hoehl
Strength and Conditioning	Brett Price
Athletic Trainer	Sean Stryker

TEAM INFORMATION

2020 Record	16-1
2020 SEC Record/Finish	N/A/T1 <sup>st</sup> West/T1 <sup>st</sup> Overall
2020 H/A/N Record	12-1/4-0/0-0
Letterwinners Returning/Lost	20/12
Starting Position Players Returning/Lost	6/3
Pitchers Returning/Lost	10/6
Newcomers	14

PROGRAM HISTORY

All-Time Record	2,677-1,669-25 (.615)
SEC Record	969-850-5 (.532)
SEC Tournament Record	49-43 (.533)
SEC Championships	14
SEC Divisional Championships	11
NCAA Tournament Appearances	24
CWS Appearances	5

ATHLETICS COMMUNICATIONS

Baseball Contact	Alex Thompson
Office	205-348-6084
Cell	440-666-7615
E-mail	athompson@ia.ua.edu
Fax	205-348-8841
Website	www.RollTide.com
Mailing Address	1201 Coliseum Drive Room 170 Tuscaloosa, AL 35487

HOW TO FOLLOW ALABAMA BASEBALL

Get all the latest information on the team by following @AlabamaBSB on Twitter and Instagram and on Facebook at Alabama Baseball. General athletic news can be found at UA\_Athletics on Twitter and Instagram and AlabamaAthletics on Facebook.

ABOUT ALABAMA

- Alabama is currently riding a four-game winning streak thanks to a dominant 19-3 win over Samford on Tuesday. The midweek win came two days removed from the Tide sweeping Texas A&M in Bryan-College Station last weekend.
- Alabama's bats have come alive as of late, posting some impressive numbers during the last four games with **Zane Denton**, **Peyton Wilson**, **T.J. Reeves** and **Owen Diodati** leading the charge.
- Denton and Wilson tied for the team lead in average during that stretch with each batting .471 (8-17). Denton has paced the Tide in RBI (7) in the last four games while Wilson leads UA in runs (6), total bases (10) and on-base percentage (.545). Reeves (.455) and Diodati (.429) are not far behind with equally impressive averages.
- Alabama averaged 9.3 runs and 11.3 hits per game during the four-game stretch leading up to the Auburn series.
- The Tide used 15 hits and a season-high 16 walks to cruise to a 19-3 win over Samford on Tuesday night.
- Samford got up early, 1-0, but that would be the last time the Bulldogs led on the night. Alabama evened things up with one in the third before putting together a seven-run fourth to take a commanding lead. The Crimson Tide would only add to that with a six-spot in the sixth and a five-run seventh. Samford was able to add single tallies in the seventh and eighth but never threatened the UA lead.
- The offense for UA was spread across the entire lineup. Twelve of the 13 hitters recorded a hit, including all nine starters. In addition, all nine starters contributed one or more runs with 11 of the 13 hitters posting a run by night's end.
- Caden Rose** and **Jackson Tate** led the charge, each homering and posting a season-high tying four RBI. In addition to their homer and RBI, Rose finished 2-for-3 with a double and two runs while Tate went 2-for-4 with a walk and two runs of his own. Also homering was **Sam Praytor** with the redshirt junior recording a solo shot.
- Grayson Hitt** tossed a season-high 4.0 innings in his start against Samford to pick up the win. The freshman ran into trouble early with the Bulldogs posting one run in the top of the first, but that would be all for Samford. Hitt proceeded to retire the final 10 batters he faced before handing the ball over to the bullpen.
- Tyler Ras** gave Alabama 7.1 innings of three-run baseball to lead the Crimson Tide to a 5-3 win over Texas A&M on Friday evening at Blue Bell Park. Ras picked up his team-high fifth win with Friday night's standout start. The junior tossed 7.1 frames, allowing three runs on eight hits and a walk with four strikeouts.
- Ras then handed the ball over to **Chase Lee**. Alabama's closer earned the save with 1.2 innings of scoreless baseball.
- The offensive effort was led by Wilson and his 4-for-5 showing. He added two RBI, a run and one stolen base. Diodati also posted a multi-hit game, finishing 3-for-4 with a run and one RBI, which was the go-ahead RBI on Friday.
- Alabama earned a 6-3 win over Texas A&M on Saturday afternoon to clinch the series. The Tide got on top early with a four-run rally in the third and added one more in the fourth for the 5-0 advantage. The Aggies cut the lead to two with a three-run fourth, but UA answered with one insurance run in the sixth on the way to the 6-3 victory.
- The Crimson Tide was able to secure the win thanks to the bullpen, with the duo of **Connor Shamblin** and **Landon Green** combining for the final 4.2 scoreless frames. Shamblin got the win while Green picked up his first career save. Green tossed the final 3.0 innings and added three strikeouts.
- The Alabama offense delivered some clutch hits, finishing 3-for-5 with the bases loaded – all coming in that three-run fourth to put the game away early. Alabama's effort at the plate was highlighted by a pair of three-hit games from Denton and Reeves. Denton finished 3-for-5 with a team-high tying two RBI and two runs scored while Reeves went 3-for-4 with an RBI and a hit-by-pitch.
- Diodati's three-run home run in the seventh powered Alabama to a 7-4 win over Texas A&M on Sunday afternoon. The Aggies moved out front in the second with one run, but Alabama answered with a three-spot in the top of the third.
- Texas A&M evened things up with two in the home half of that third before the two teams went scoreless until the sixth. That frame saw each team post one run to keep things knotted up heading to the seventh. Alabama broke the tie for good in the seventh thanks to a three-run home run from Diodati to clinch the series sweep.
- Jacob McNairy** picked up the win, contributing 3.2 innings that saw the junior allow just one run on four hits with three strikeouts. McNairy was followed by **William Freeman** and Lee with the duo closing out the final third of the game with a combined 3.0 scoreless frames. Lee picked up his fourth save of the season and second of the weekend with a 1-2-3 ninth that featured two punchouts.
- UA was led at the plate by Denton once again, with the sophomore finishing 3-for-5 with two RBI. Also posting a multi-RBI game was Diodati, who recorded a 2-for-3 day with the homer, a walk, two runs and a team-high three RBI.
- The Crimson Tide's sweep of Texas A&M was UA's first road sweep against an SEC opponent since May 6-7, 2017, at Auburn. Even more impressive was the fact that Alabama was able to hand A&M a series sweep at Blue Bell Park for the first time since March 17-19, 2017, when the Aggies fell to Kentucky.
- Alabama returned 20 letterwinners while losing 12 from the 2020 squad. The 2021 Crimson Tide welcomed back six positional starters and 10 total pitchers while hosting 14 redshirts or newcomers.

GROWING AS WE GO IN 2021 CONFERENCE PLAY

- Alabama entered SEC play at Arkansas with a 2021 roster that was lacking in experience against league opponents. The Crimson Tide had eight total pitchers and only three active position players that had seen time in an SEC matchup heading to Fayetteville.
- On the pitching side, the Tide featured just one league win entering SEC Opening Weekend, which came from Hunter Ruth while at Florida. Ruth came out with the win against the Crimson Tide on March 31, 2019.
- Positionally, Alabama was without one of its most experienced players in T.J. Reeves, who suffered an injury that kept him off the field in Fayetteville and in game one against Ole Miss. Additionally, veteran catcher Sam Praytor had not seen SEC action since his freshman season in 2018 due to a season-ending injury in 2019 and the cancelation of league play in 2020.
- A young roster, the 2021 Tide group is made up of 10 true freshmen and eight COVID freshmen. In addition to the 18, Davis Heller, Will Patota and Jackson Tate (JUCO) along with Landon Green (injury) had never played in an SEC game.

**FILLING UP THE ZONE CONSISTENTLY**

- Alabama's pitchers have kept the ball around the strike zone on a consistent basis this season.
- The Tide arms have totaled 303 strikeouts compared to only 109 walks for a 2.78 strikeout-to-walk ratio. Alabama's 2.78 mark is good for ninth in the SEC and ranks in the top-40 nationally.
- Alabama's 303 strikeouts are tied for the 30th-most in the country and are tied for 11th in the conference.
- The 109 walks allowed rank in the top 20 nationally among teams that have played at least 28 games and come out to 3.38 walks allowed per nine innings. Alabama's 3.38 mark is the fourth-lowest in the SEC and ranks 37th in Division I.
- UA's pitchers have also allowed 261 hits across their 290.0 innings of work for a 1.28 WHIP (walks + hits / innings pitched). That number is the seventh-lowest among conference teams and ranks as the 33rd-lowest total nationally.

**START ME UP**

- The Crimson Tide has been able to rely on its starting pitchers this season.
- Alabama has had seven different pitchers make a start through 32 games. That group has combined for 160.0 innings, or 5.0 innings per start, and owns a 2.87 ERA (51 ER).
- The seven starters have given up just 134 total hits (4.2 hits per game) and limited opposing batters to a .225 average.
- Alabama's starting group has also struck out 155 compared to just 43 walks issued (3.61 K/BB ratio) while maintaining an impressive 1.11 WHIP.
- The group of seven is made up of William Freeman, Grayson Hitt, Antoine Jean, Connor Prielipp, Tyler Ras, Connor Shamblin and Dylan Smith. Together, the seven starters have earned the win in 11 total games, including two shutouts.

**CALL IN THE REINFORCEMENTS**

- Alabama's 2021 starting rotation against McNeese on Opening Weekend featured Connor Prielipp, Antoine Jean and Dylan Smith in consecutive order.
- Since that first series, the Crimson Tide has been without Prielipp. The preseason All-America candidate has been sidelined for nearly two months with a medical condition.
- Additionally, Antoine Jean missed the Ole Miss and Tennessee weekends after making the Sunday start at Arkansas on March 21.
- Dylan Smith is the only Crimson Tide pitcher to make a weekend start in each of the Tide's first eight weekends.
- In the absence of Prielipp, Tyler Ras has filled in admirably on Friday nights. Originally slated for a long-reliever role, Ras holds a 5-1 record with a 2.40 ERA (11 ER/41.1 IP) across his seven starts heading into the AU series.
- Connor Shamblin took the place of Jean on Sunday against the Rebels and Vols. Shamblin combined for 7.0 innings in those two starts.
- The absence of innings from the two primary starters each of those two weekends forced UA to call on 10 different arms for a combined 27.0 of the 56.0 innings in those games. Essentially 48.2 percent of UA's innings pitched against the nation's then-No. 3 team in Ole Miss and then-No. 6 team in Tennessee have come from relief arms.
- Jean returned on a pitch count for the Sunday start at Texas A&M while Prielipp will return on Saturday for the start.

**IT'S THE 'REAL DEAL', BABY**

- Junior starter Dylan Smith has lived up to his nickname this season. Known by his teammates as 'Da Real Deal', Smith has excelled in his weekend starter role and become the Crimson Tide's ace in 2021.
- Smith has totaled a team-high 45.1 innings through eight starts, tossing 5.0-plus innings in four of those outings. One of the three starts he did not reach the 5.0 innings mark was his first of the season when Smith was on a pitch count.
- The right-hander is also the Tide's leader in strikeouts with 61. He has punched out five or more batters in every start, including a team-high 10 in two separate outings. That number is tied for sixth in the SEC and 24th nationally.
- Smith has allowed five or less hits in six of his eight starts and walked more than one batter in only two outings. Two of his starts have finished with no walks issued, as well. Those impressive numbers have contributed to a 1.06 WHIP (walks + hits / innings pitched) that is 12th among qualifying pitchers in the SEC.

**CAN'T SCORE ON CHASE**

- Junior reliever Chase Lee has been on fire this season, working 11 straight outings and 19.2 innings without allowing a run going into the series with Auburn.
- Lee's dominance has carried over from a season ago. With his final two outings of 2020 included, the Tide closer has made 13 straight scoreless appearances dating back to March 3 of last season.
- The right-hander allowed his last run on Feb. 29, 2020 against Harvard. He proceeded to record the final out of that inning against the Crimson and has accumulated 26.1 consecutive scoreless innings since.
- Across that streak, Lee has worked 2.0 or more innings on six occasions and struck out at least two batters 11 times. He has also accumulated four saves and four wins - all coming in 2021.

**HOW BIG IS THE JOE?**

**320' to left field  
360' to the alleys  
390' to center field  
320' to right field**

**SEWELL-THOMAS SELLOUT TRACKER**

(NO) DATE	ATTENDANCE	OPPONENT
1. February 19, 2016*	5,867	Maryland
2. February 20, 2016	6,449	Maryland
3. March 25, 2016	5,867	Tennessee
4. April 15, 2016	5,950	Ole Miss
5. April 16, 2016	6,385	Ole Miss
6. April 17, 2016	6,354	Ole Miss
7. April 30, 2016	6,644	Mississippi State (DH)
8. May 7, 2016	6,324	Auburn
9. May 8, 2016	5,991	Auburn
10. March 3, 2017	5,867	ULM
11. April 29, 2017	4,918	LSU
12. April 20, 2018*	5,593	Auburn
13. April 21, 2018	6,051	Auburn (DH)
14. May 5, 2018	4,631	Mississippi State
15. May 6, 2018	4,637	Mississippi State
16. February 20, 2021^	1,764	McNeese
17. February 21, 2021^	1,764	McNeese
18. February 27, 2021^	1,764	Wright State (DH)
19. March 9, 2021^	1,764	South Alabama
20. March 10, 2021^	1,764	Jacksonville State
21. March 12, 2021^	1,764	Stetson
21. March 13, 2021^	1,764	Stetson
22. March 14, 2021^	1,764	Stetson
23. March 23, 2021^	1,764	Southern Miss
24. March 26, 2021^	1,764	Ole Miss (DH)
25. March 27, 2021^	1,764	Ole Miss
26. April 2, 2021^	1,764	Tennessee
27. April 3, 2021^	1,764	Tennessee
28. April 4, 2021^	1,764	Tennessee
29. April 7, 2021^	1,764	ULM
30. April 13, 2021^	1,764	Samford

\* - postgame fireworks show | ^ - limited capacity due to social distancing

**PRESEASON & WATCH LIST HONORS**

**Owen Diodati**

Third Team All-American (NCBWA)  
Second Team All-SEC - Outfielder

**Sam Praytor**

Buster Posey Award Preseason Watch List  
Third Team All-American (Collegiate Baseball News)

**Connor Prielipp**

Golden Spikes Award Preseason Watch List  
First Team All-American (Collegiate Baseball News)  
First Team All-American (D1Baseball.com)  
First Team All-American (NCBWA)  
First Team All-American (Perfect Game USA)  
First Team All-SEC - Starting Pitcher



2021 HOME RUN TRACKER

PLAYER (NO.)	INN	COUNT	RBI	LOC	OPP. (DATE)
Praytor (1)	3rd	0-0	2	LF	McNeese (2/19)
Wilson (1)	5th	3-2	1	LF	McNeese (2/19)
Diodati (1)	8th	2-0	2	CF	McNeese (2/20)
Denton (1)	9th	1-2	1	RF	McNeese (2/20)
Williamson (1)	4th	1-1	1	RF	McNeese (2/21)
Denton (2)	5th	0-0	2	LF	McNeese (2/21)
Diodati (2)	6th	3-1	4	LF	McNeese (2/21)
Wilson (2)	1st	3-2	1	LF	at JSU (2/23)
Praytor (2)	5th	1-2	2	LF	at JSU (2/23)
Wilson (3)	1st	1-0	1	CF	Wright St. (2/26)
Denton (3)	4th	3-1	1	LF	Wright St. (2/26)
Reeves (1)	4th	1-1	1	LF	Wright St. (2/26)
Wilson (4)	1st	1-0	1	LF	Troy (3/3)
Praytor (3)	3rd	3-2	2	LCF	Troy (3/3)
Denton (4)	3rd	2-2	1	LF	Troy (3/3)
Wilson (5)	3rd	0-1	1	LF	at Charleston (3/5)
Rose (1)	7th	1-1	1	LF	at Charleston (3/5)
Diodati (3)	3rd	3-1	4	RCF	at Charleston (3/7)
Diodati (4)	9th	0-1	4	RF	USA (3/9)
Denton (5)	9th	0-0	2	RCF	Stetson (3/12)
Denton (6)	2nd	0-2	1	LF	Stetson (3/13)
Diodati (5)	2nd	0-0	2	RF	at Arkansas (3/19)
Rose (2)	7th	2-0	1	LCF	at Arkansas (3/19)
Pinckney (1)	8th	2-2	2	RF	at Arkansas (3/19)
Tate (1)	9th	0-0	1	RCF	at Arkansas (3/19)
Praytor (4)	9th	3-2	1	LF	at Arkansas (3/21)
Diodati (6)	3rd	0-0	1	RF	Ole Miss-1 (3/26)
Praytor (5)	3rd	0-0	1	RF	Ole Miss-1 (3/26)
Williamson (2)	6th	0-0	1	RF	Ole Miss-1 (3/26)
Wilson (6)	9th	1-2	3	RCF	Ole Miss-1 (3/26)
Reeves (2)	8th	3-2	2	LF	Ole Miss (3/27)
Wilson (7)	9th	2-2	1	RF	Ole Miss (3/27)
Praytor (6)	5th	1-2	2	RCF	Tennessee (4/2)
Williamson (3)	8th	1-1	1	RF	Tennessee (4/2)
Hamiter (1)	4th	0-0	1	RF	Tennessee (4/3)
Wilson (8)	1st	0-1	1	LF	Tennessee (4/4)
Diodati (7)	4th	1-1	1	RF	Tennessee (4/4)
Praytor (7)	8th	1-1	2	LF	Tennessee (4/4)
Diodati (8)	7th	1-0	3	RF	at TAMU (4/11)
Tate (2)	4th	1-1	2	LF	Samford (4/13)
Praytor (8)	6th	1-0	1	LCF	Samford (4/13)
Rose (3)	6th	0-0	2	LCF	Samford (4/13)

**BY INNING**

1st.....	4
2nd.....	2
3rd.....	7
4th.....	6
5th.....	4
6th.....	4
7th.....	3
8th.....	5
9th.....	7
Extras.....	0

**BY COUNT**

0-0.....	10
0-1.....	3
0-2.....	1
1-0.....	4
1-1.....	7
1-2.....	4
2-0.....	2
2-1.....	0
2-2.....	3
3-0.....	0
3-1.....	3
3-2.....	5

**BY RBI**

1.....	24
2.....	13
3.....	2
4.....	3

IT'S BOMB TIME

- Alabama's offense has shown consistent power during the 2021 season, producing two-or-more home runs in 13 of 32 games and at least one home run in 20 games overall. That power surge has pushed UA's home run total to 42.
- The Crimson Tide has mashed two home runs in a game on six occasions while posting three-homer efforts in five contests, and a season-best four home runs against top-ranked Arkansas on March 19 and then one week later against No. 3 Ole Miss. UA has also hit one home run in seven separate contests.
- Alabama is 14-6 in games in which it has homered, including an impressive 10-3 mark in the games with two-plus homers. For contrast, UA is 6-6 in matchups without a roundtripper.
- The Crimson Tide bats have continued their power surge against conference opponents. UA has homered in eight of 12 SEC pairings, totaling 18 home runs across those eight matchups.
- Alabama's home run total is currently seventh in SEC and 14th nationally while UA's 1.31 home runs per game rank sixth in the league and 30th in the country.
- The Tide's 1.31 home runs per game average in 2021 puts UA on-pace for 74 homers by the end of the regular season schedule (56 games). That total would be the most by any UA roster in the BBCOR era and would be close to entering the program's top-10 ranks for homers in a season.
- The Tide bats started off the 2021 season by combining for seven home runs across Opening Weekend, the most in a season-opening series since 2007. That impressive start paired with two bombs at Jacksonville State saw the Tide record multiple homers across the first four games. The stretch marked the first time a Crimson Tide offense has posted two-plus homers in four straight games since 2013.
- Alabama's power-packed 2021 effort comes a year removed from the Tide hitters producing at least one home run in 13 of 17 games with multiple homers in five of those contests. The Crimson Tide's home run total in 2020 finished ninth nationally and third in the Southeastern Conference.

DIO'S GRAND SLAMS

- Sophomore Owen Diodati has recorded three grand slams so far this season.
- Diodati's grand slam total ties for the second-most in a single season in program history since grand slams were recorded at UA (since 1983). He has already matched Doug Duke (1986), Roberto Vaz (1997) and Beau Heard (2003), who all totaled three over a full season. Duke's squad played in 63 games while Vaz and the 1997 team made it to the College World Series, playing in 70 total contests. Heard and the 2003 group took part in 62 games.
- Mike Pitisci's six grand slams is the Alabama and NCAA single-season record, which he accomplished in 1984. The six grand slams also serve as the Crimson Tide's all-time career mark.
- Diodati's three grand slams are the most by any Crimson Tide player in the BBCOR era (since 2011) for a single season or a career. Only Austen Smith has recorded multiple grand slams in the same season with two in 2011, while Smith (2011), Kenny Roberts (2012-13), Casey Hughston (2014-15), Chandler Avant (2017-18) and Hunter Alexander (2017-18) have posted two for their careers during the new era of bats.
- Two of Diodati's grand slams came in back-to-back contests, first at College of Charleston on March 7 followed by a second in the Tide's next game against South Alabama on March 9. Diodati is the only player in program history to record a grand slam in back-to-back games.
- Entering the Auburn series, Diodati is 4-for-5 with the bases loaded - three of those times resulting in a grand slam.

WILSON'S GOING STREAKING

- Peyton Wilson enters the Auburn series with an Alabama season-long 12-game hitting streak. The streak dates back to March 23 against Southern Miss and includes a nine-game hitting streak in SEC play.
- During that 12-game stretch, Wilson is batting .429 (24-56) with four doubles, a triple and three home runs. He has also contributed nine RBI, 12 runs scored, three walks, a hit-by-pitch and five stolen bases.
- Wilson has posted multi-hit games in seven of 12 contests, including a career-high tying four hits against Ole Miss on March 27 and at Texas A&M on April 9. Those four hits tie for the most in a single game by any Alabama hitter in 2021.
- He has also notched at least one run on nine occasions and recorded two runs three separate times in those 12 games. Wilson has accumulated at least one run in six straight games entering Thursday's series opener.

PEYTON'S TURNING IT ON IN SEC PLAY

- Peyton Wilson has excelled during his first go-around in SEC play this season.
- Wilson is batting a team-high .434 and leads the Crimson Tide in hits (23), total bases (36), runs (10) and stolen bases (5-6) along with on-base (.466) and slugging (.679) percentage.
- The sophomore ranks atop the SEC leaderboard for hits with 23 and is third in league play in average and total bases. He is also tied for second in stolen bases and fifth in doubles (4) while ranking sixth in on-base percentage.
- In addition to his stellar play on offense, Wilson is fielding a perfect 1.000 across his 53 chances. He has notched 21 putouts and 32 assists while helping to turn 12 double plays from his second base spot.

# ALABAMA HEAD COACH BRAD BOHANNON



## PREVIOUS COACHING EXPERIENCE

Wake Forest Assistant Coach (2001-02)  
 Kentucky Wildcats Assistant Coach (2004-05)  
 Auburn Tigers Asst. Coach/Recruiting Coord. (2005-15)  
 Auburn Tigers Assistant Coach (2016-17)

## YEAR-BY-YEAR RECORD

### UNIVERSITY OF ALABAMA (93-68, .578)

Year	Overall	Conf.	Notes
2018	27-29	8-22	First-Year Head Coach
2019	30-26	7-23	
2020	16-1	N/A	
2021	20-12	5-7	

**TOTAL: 93-68 (.578) || 20-52 (.278) SEC**

## BOHANNON'S TOP-RANKED RECRUITING CLASSES

Since 2008, all but one of Bohannon's recruiting classes have been ranked in the top-25 by Perfect Game USA.

- 2008 - #4 (at Kentucky)
- 2009 - #6 (at Kentucky)
- 2010 - #16 (at Kentucky)
- 2011 - #25 (at Kentucky)
- 2012 - #11 (at Kentucky)
- 2013 - #25 (at Kentucky)
- 2014 - #16 (at Kentucky)
- 2015 - #9 (at Auburn)
- 2016 - #9 (at Auburn)
- 2017 - #6 (for Auburn)
- 2018 - #23 (at Alabama)
- 2019 - #13 (at Alabama)

- Brad Bohannon was hired as Alabama's 32nd head baseball coach on June 1, 2017, and formally introduced at The University of Alabama on Monday, June 5.

- Known for his recruiting prowess, Bohannon has started to stock the Crimson Tide with top recruits and welcomed a second consecutive top-10 class to campus in the Fall of 2019. The crop of Crimson Tide players (now sophomores) were rated as a top-19 or better class by all major recruiting outlets, peaking as the nation's No. 7 class (Collegiate Baseball News).

- Since 2008, all but one of Bohannon's recruiting classes have been ranked in the top-25 by Perfect Game USA among other outlets. His first recruiting class at Alabama, the Crimson Tide's current juniors, was ranked No. 23 by Perfect Game USA, No. 15 by Baseball America and as high as No. 10 by Collegiate Baseball News. Last season's group, the 2019 class, earned a No. 19 rating by D1Baseball.com and PG USA while also being tabbed as the No. 15 class by BA and No. 7 group from CBN.

- UA's 2019 class, highlighted by Owen Diodati, Antoine Jean and Connor Prielipp, all made significant contributions to the 2020 team going 16-1 before a global pandemic ended the season early. The trio helped Alabama enter SEC play ranked for the first time since 2010 and finish the year at No. 18 by CBN along with a No. 21 ranking in both the NCBWA and the USA Today Coaches polls.

- The 2018 class played a key role in helping Alabama finish 30-26 overall in 2019. The Crimson Tide's record was highlighted by a 23-3 mark in non-conference pairings and included a 13-1 record in midweek matchups along with a 14-3 record against schools from the state of Alabama. The 23 wins against non-conference opponents were the most by a Crimson Tide team since 2010 and the .885 winning percentage was UA's highest since 2002 when the team finished at 24-2 (.923) during the regular season.

- Bohannon immediately made his mark on the Alabama program in 2018. His first season saw the Crimson Tide get off to a perfect 9-0 start, with Bohannon matching Wallace Wade (1924) for the second-best start to an Alabama head coaching career.

- Under his direction in 2018, Alabama improved its win total by eight from the previous season, including three more victories in SEC play, to finish 27-29 overall and 8-22 in SEC action. The 27 wins were highlighted by six victories over top-25 teams, including a series win over then-No. 7 Kentucky.

- Bohannon came to Tuscaloosa with 14 years of Southeastern Conference coaching experience after having served as an assistant at Kentucky from 2004-15 and Auburn from 2016-17. He played a pivotal role in turnivcxxfdszgdth Kentucky and Auburn within three years on the job. The Wildcats became the first team in SEC history to go from worst to first in only one season, winning 44 games and the program's first SEC title in 2006, while the Tigers won 12 more games in 2017 than in 2016 and advanced to the NCAA Tournament.

- While at Kentucky, Bohannon served under two SEC Coach of the Year winners in John Cohen and Gary Henderson. Along with winning the school's only league title, Bohannon was a part of a trio of record-breaking win seasons, capped off by the 2012 team that won 45 games to set the UK program mark.

- A combined 69 Wildcat student-athletes were chosen in the Major League Baseball Draft or signed as a free agent during Bohannon's tenure as recruiting coordinator. He was responsible for signing 13 Kentucky Wildcat student-athletes that went on to play in the Major Leagues, including 2014 Golden Spikes Award winner A.J. Reed.

- Prior to his time at UK, Bohannon worked for two seasons as Wake Forest where the Demon Deacons advanced to the NCAA Tournament twice and captured the ACC title in 2001.

- Bohannon earned an undergraduate degree from Berry College in 1998 and then graduated with a master's from Wake Forest in 2002. He began his collegiate career playing at Vanderbilt and Georgia Tech before ending up at Berry.

- A native of Rome, Ga., Bohannon is married to the former Kim Traylor.

## BOHANNON VS. OPPONENTS [HEAD COACHING CAREER]

OPPONENT	RECORD	OPPONENT	RECORD	CATEGORY	RECORD
Alabama A&M	2-0	<b>SAMFORD</b>	<b>4-1</b>	Home	67-36
Alabama State	2-0	<b>SOUTH ALABAMA</b>	<b>5-0</b>	Road	25-31
Alcorn State	1-0	South Carolina	2-1	Neutral	1-1
<b>ARKANSAS</b>	<b>2-7</b>	South Dakota State	1-0	Day	50-34
<b>AUBURN</b>	<b>2-6</b>	<b>SOUTHERN MISS</b>	<b>1-1</b>	Night	43-34
Ball State	2-1	<b>STETSON</b>	<b>2-1</b>	vs. Top-25 Teams	13-41
<b>COLLEGE OF CHARLESTON</b>	<b>2-1</b>	<b>TENNESSEE</b>	<b>1-5</b>	In February	34-3
Florida	0-3	<b>UT-MARTIN</b>	<b>1-1</b>	In March	35-26
Georgia	1-5	<b>TEXAS A&amp;M</b>	<b>4-5</b>	In April	16-26
Harvard	3-0	<b>TROY</b>	<b>3-1</b>	In May	8-13
<b>JACKSONVILLE STATE</b>	<b>5-1</b>	<b>UAB</b>	<b>4-1</b>	In June	0-0
<b>KENTUCKY</b>	<b>2-1</b>	<b>ULM</b>	<b>0-1</b>		
Lipscomb	2-1	UNLV	3-0		
<b>LSU</b>	<b>2-4</b>	Valparaiso	3-0		
Maine	1-0	<b>VANDERBILT</b>	<b>0-3</b>		
<b>MCNEESE STATE</b>	<b>3-0</b>	Washington State	3-0		
Middle Tennessee	3-0	<b>WRIGHT STATE</b>	<b>3-0</b>		
<b>OLE MISS</b>	<b>2-7</b>				
<b>MISSISSIPPI STATE</b>	<b>1-5</b>				
<b>MISSOURI</b>	<b>2-1</b>				
New Mexico State	2-1				
Northeastern	3-0				
<b>NORTH ALABAMA</b>	<b>2-0</b>				
Northern Kentucky	3-0				
Oklahoma	1-2				
Presbyterian	2-1				

**BOLD** indicates 2021 opponent

# 2021 ROSTER

## PITCHERS

NO.	NAME	POS.	B-T	HT.	WT.	CL.	HOMETOWN (PREVIOUS SCHOOL)
4	Connor Prielipp	LHP	L-L	6-3	205	So.	Tomah, Wis. (Tomah)
5	Tyler Ras	RHP	S-R	6-4	205	Jr.	Middletown, N.J. (Middletown North)
9	Brayden Rowe	RHP	R-R	6-0	190	Fr.	Warrior, Ala. (Corner)
14	Antoine Jean	LHP	R-L	6-1	180	So.	Montreal, Quebec (École Édouard-Montpetit)
20	Logan Morris	RHP	R-R	6-2	200	Fr.	Madison, Ala. (James Clemens)
23	Dylan Ray	RHP/INF	S-R	6-3	225	Fr.	New Market, Ala. (Bob Jones)
25	Dylan Smith	RHP	R-R	6-2	180	Jr.	Stafford, Texas (Stafford)
26	Grayson Hitt	LHP	R-L	6-3	195	Fr.	Germantown, Tenn. (Houston)
27	Chase Lee	RHP	R-R	6-0	170	Jr.	McCalla, Ala. (McAdory)
28	Eli Giles	RHP	R-R	5-10	180	Fr.	Mobile, Ala. (Faith Academy)
29	Connor Shamblyn	RHP	R-R	6-1	195	Jr.	Lakeland, Tenn. (Briarcrest Christian)
30	William Freeman	RHP	R-R	6-1	225	R-Sr.	Semmes, Ala. (Jones County J.C./Faith Academy)
34	Jacob McNairy	RHP	R-R	6-2	200	Jr.	Athens, Ala. (Athens)
35	Jake Eddington	RHP	R-R	6-2	195	Fr.	Doniphan, Mo. (Doniphan)
37	Hunter Ruth	RHP	R-R	6-2	195	R-Jr.	Gainesville, Fla. (Palm Beach State C.C./Florida/Buchholz)
40	Brock Guffey	LHP	S-L	6-1	180	Sr.	Hoover, Ala. (Hoover)
48	Landon Green	RHP	R-R	6-1	200	R-So.	Helena, Ala. (Helena)

## CATCHERS

NO.	NAME	POS.	B-T	HT.	WT.	CL.	HOMETOWN (PREVIOUS SCHOOL)
12	Johnny Hawk	C	R-R	5-9	190	R-Sr.	McClelland, Iowa (Iowa Western C.C./Creighton Prep)
19	Sam Praytor	C	R-R	5-10	200	R-Jr.	Helena, Ala. (Helena)
24	Grant Knipp	C	R-R	6-2	210	Fr.	Louisville, Ky. (Louisville Male)

## INFELDERS

NO.	NAME	POS.	B-T	HT.	WT.	CL.	HOMETOWN (PREVIOUS SCHOOL)
7	Caden Rose	INF/OF	R-R	5-10	175	Fr.	Madison, Ala. (Bob Jones)
8	Peyton Wilson	UTL	S-R	5-9	180	So.	Hoover, Ala. (Hoover)
10	Jim Jarvis	INF	L-R	5-10	185	So.	San Diego, Calif. (Clairemont)
13	Bryce Eblin	INF	L-R	5-11	175	Fr.	Greenwood, Ind. (Center Grove)
18	Drew Williamson	INF	L-R	6-4	230	Jr.	Brewton, Ala. (T.R. Miller)
31	Will Portera	INF	S-R	5-10	190	Fr.	Memphis, Tenn. (Memphis University School)
42	Davis Heller	INF/RHP	R-R	6-8	240	So.	Gilbert, Ariz. (South Mountain C.C./Mesquite)
44	Zane Denton	INF	S-R	6-0	200	So.	Brentwood, Tenn. (Ravenwood)

## OUTFIELDERS

NO.	NAME	POS.	B-T	HT.	WT.	CL.	HOMETOWN (PREVIOUS SCHOOL)
1	Jackson Tate	OF	R-R	6-0	210	Sr.	Montgomery, Ala. (Lawson State C.C./Park Crossing)
11	William Hamiter	OF/INF	L-R	5-11	190	So.	Tuscaloosa, Ala. (Northridge)
16	Owen Diodati	OF	L-R	6-3	210	So.	Niagara Falls, Ontario (A.N. Myer)
21	Andrew Pinckney	OF	R-R	6-3	205	R-Fr.	Peachtree City, Ga. (McIntosh)
22	T.J. Reeves	OF	R-R	5-10	205	Jr.	Birmingham, Ala. (Hueytown)
32	Will Patota	OF	L-R	6-3	235	Jr.	Suwanee, Ga. (Southern Union C.C./Pinecrest Academy)

## COACHES AND STAFF

6	Brad Bohannon	Head Coach/Fourth Year
15	Jason Jackson	Assistant Coach/Pitching Coach/Fourth Year
3	Jerry Zulli	Assistant Coach/Hitting Coach/Fourth Year
50	Chandler Avant	Student Assistant Coach/First Year
33	Kyle Cameron	Student Assistant Coach/First Year
	Jack Hoehl	Director of Baseball Operations/Fourth Year
	Brett Price	Strength & Conditioning/Third Year
	Sean Stryker	Athletic Trainer/Fourth Year
	Amanda Branson	Nutrition/Third Year
	Brett McCracken	Data Analyst/Second Year
	Jenny Sanders	Academics/Eighth Year
	Junior Walden	Equipment/13th Year
	Chris Besancency	Baseball Administrator
	Dr. Jeff Laubenthal	Team Physician
	Cody Bauer, Trace Beasley, Connor Farrell, Drew Guffey, Ethan Haines, Peyton Mohler, Austin Randolph, Josh Voss	Student Managers

## NUMERICAL

1	Jackson Tate, OF
3	Jerry Zulli, ASSISTANT COACH
4	Connor Prielipp, LHP
5	Tyler Ras, RHP
6	Brad Bohannon, HEAD COACH
7	Caden Rose, INF/OF
8	Peyton Wilson, UTL
9	Brayden Rowe, RHP
10	Jim Jarvis, INF
11	William Hamiter, OF/INF
12	Johnny Hawk, C
13	Bryce Eblin, INF
14	Antoine Jean, LHP
15	Jason Jackson, ASSISTANT COACH
16	Owen Diodati, OF
18	Drew Williamson, INF
19	Sam Praytor, C
20	Logan Morris, RHP
21	Andrew Pinckney, OF
22	T.J. Reeves, OF
23	Dylan Ray, RHP/INF
24	Grant Knipp, C
25	Dylan Smith, RHP
26	Grayson Hitt, LHP
27	Chase Lee, RHP
28	Eli Giles, RHP
29	Connor Shamblyn, RHP
30	William Freeman, RHP
31	Will Portera, INF
32	Will Patota, OF
33	Kyle Cameron, STUDENT COACH
34	Jacob McNairy, RHP
35	Jake Eddington, RHP
37	Hunter Ruth, RHP
40	Brock Guffey, LHP
42	Davis Heller, INF/RHP
44	Zane Denton, INF
48	Landon Green, RHP
50	Chandler Avant, STUDENT COACH

## PRONUNCIATION GUIDE

Owen DIODATI	DEE-oh-dot-EE
Antoine JEAN	JHAWN
Grant KNIPP	NIP
Will PATOTA	puh-TOE-tuh
Andrew PINCKNEY	PINK-knee
Connor PRIELIPP	PRE-lip
Tyler RAS	ROSS

Chandler AVANT	A-vant
Jack HOEHL	HAIL
Jerry ZULLI	ZOO-lee

## STATE/COUNTRY BREAKDOWN

Alabama	16
Tennessee	4
Georgia	2
Arizona	1
California	1
Florida	1
Indiana	1
Iowa	1
Kentucky	1
Missouri	1
New Jersey	1
Texas	1
Wisconsin	1
Canada	2

# PITCHING GAME-BY-GAME AND CAREER STATS

## #4 CONNOR PRIELIPP, LHP - SO.

- Made the season-opening start but has missed time since due to a medical condition
- Has not allowed a run during his Crimson Tide career, working 26.0 scoreless innings across his first two seasons of collegiate baseball
- Tossed 5.0 scoreless frames against McNeese, allowing four hits while striking out eight
- Picked up Golden Spikes Award Preseason Watch List recognition from USA Baseball
- Selected as a Preseason First Team All-American by Collegiate Baseball News, D1Baseball.com, the NCBWA and Perfect Game USA entering his sophomore season
- Named to the All-SEC First Team as a starting pitcher
- Listed as the No. 4 pitcher on Baseball America's College Top 150 list for 2021
- Earned First Team All-America honors from CBN following the 2020 pandemic-shortened season
- Tabbed to CBN's Freshman All-America roster and named one of the outlet's four National Freshman of the Year honorees
- Selected as PG USA's "Impact Freshman of the Year" in 2020
- Named D1Baseball.com's "Top Freshman Pitcher" at season's end

### 2021 SEASON TOTALS

OPPONENT	ERA	W-L-S	G/GS	IP	H	R	ER	BB	SO	HR	NP
(2/19) McNeese	0.00	1-0-0	1/1	5.0	4	0	0	0	8	0	74
<b>TOTALS</b>	<b>0.00</b>	<b>1-0-0</b>	<b>1/1</b>	<b>5.0</b>	<b>4</b>	<b>0</b>	<b>0</b>	<b>0</b>	<b>8</b>	<b>0</b>	<b>--</b>

### 2020 SEASON TOTALS

OPPONENT	ERA	W-L-S	G/GS	IP	H	R	ER	BB	SO	HR	NP
(2/14) Northeastern	0.00	1-0-0	1/1	4.0	1	0	0	4	7	0	68
(2/21) at UNLV-1	0.00	1-0-0	1/1	5.0	0	0	0	1	8	0	64
(2/28) Harvard	0.00	1-0-0	1/1	6.0	2	0	0	1	9	0	78
(3/6) Lipscomb	0.00	0-0-0	1/1	6.0	2	0	0	0	11	0	75
<b>TOTALS</b>	<b>0.00</b>	<b>3-0-0</b>	<b>4/4</b>	<b>21.0</b>	<b>5</b>	<b>0</b>	<b>0</b>	<b>6</b>	<b>35</b>	<b>0</b>	<b>--</b>

### CAREER TOTALS

YEAR	ERA	W-L	APP/GS	SV	IP	H	R	ER	BB	SO	B/AVG
2020	0.00	3-0	4/4	0	21.0	5	0	0	6	35	.077
2021	0.00	1-0	1/1	0	5.0	4	0	0	0	8	.211
<b>TOTALS</b>	<b>0.00</b>	<b>4-0</b>	<b>5/5</b>	<b>0</b>	<b>26.0</b>	<b>9</b>	<b>0</b>	<b>0</b>	<b>6</b>	<b>43</b>	<b>.107</b>

### SEC CAREER TOTALS

YEAR	ERA	W-L	APP/GS	SV	IP	H	R	ER	BB	SO	B/AVG
2020	--	--	--	--	--	--	--	--	--	--	--
2021	--	--	--	--	--	--	--	--	--	--	--
<b>TOTALS</b>	<b>--</b>	<b>--</b>	<b>--</b>	<b>--</b>	<b>--</b>	<b>--</b>	<b>--</b>	<b>--</b>	<b>--</b>	<b>--</b>	<b>--</b>

## #5 TYLER RAS, RHP - JR.

- Stepped into the Friday starter role in the absence of Connor Prielipp and has excelled
- Been impressive this season as a starter, maintaining a 5-1 record with a 2.40 ERA (11 ER/41.1 IP)
- Tied for third in the SEC and 16th nationally with five wins this season
- Earned his fifth win of the season thanks to a career-long 7.1 innings of three-run baseball that featured four strikeouts at Texas A&M on April 9
- Picked up the win in the matchup with Tennessee on April 2, allowing four runs on seven hits and a walk with three punchouts across his career-high 98 pitches
- Handed the no-decision vs. Ole Miss after 6.0 innings of one-run baseball that featured five hits, four walks and a strikeout
- Picked up the W at Arkansas on March 19 for his first career SEC win thanks to a career-high tying 6.0 innings of one-run baseball with six strikeouts
- Suffered the hard-luck loss in his start against Stetson on March 12, lasting 5.0 innings and allowing four runs (one earned) on three hits and a walk with three punchouts
- Got the Friday nod against College of Charleston on March 5, picking up another win thanks to 6.0 innings of shutout baseball that included six strikeouts and three hits with no walks
- Made the Feb. 26 start against Wright State, tossing a career-long 6.0 innings and allowing only one run on one hit with two walks and five strikeouts
- Entered for 3.0 innings of relief against McNeese on Feb. 19

### 2021 SEASON TOTALS

OPPONENT	ERA	W-L-S	G/GS	IP	H	R	ER	BB	SO	HR	NP
(2/19) McNeese	18.00	0-0-0	1/0	3.0	7	6	6	2	2	0	67
(2/26) Wright State	7.00	1-0-0	1/1	6.0	1	1	1	2	5	1	71
(3/5) at Charleston	4.20	1-0-0	1/1	6.0	3	0	0	0	6	0	77
(3/12) Stetson	3.60	0-1-0	1/1	5.0	3	4	1	1	3	1	71
(3/19) at Arkansas	3.12	1-0-0	1/1	6.0	6	1	1	2	6	1	83
(3/26) Ole Miss-1	2.81	0-0-0	1/1	6.0	5	1	1	4	1	1	82
(4/2) Tennessee	3.41	1-0-0	1/1	5.0	7	4	4	1	3	1	98
(4/9) at Texas A&M	3.45	1-0-0	1/1	7.1	8	3	3	1	4	2	91
<b>TOTALS</b>	<b>3.45</b>	<b>5-1-0</b>	<b>8/7</b>	<b>44.1</b>	<b>40</b>	<b>20</b>	<b>17</b>	<b>13</b>	<b>30</b>	<b>7</b>	<b>--</b>

### 2020 SEASON TOTALS

OPPONENT	ERA	W-L-S	G/GS	IP	H	R	ER	BB	SO	HR	NP
(2/14) Northeastern	0.00	0-0-0	1/0	3.0	1	0	0	2	2	0	47
(2/21) at UNLV-1	0.00	0-0-0	1/0	3.0	5	0	0	0	1	0	40
(2/29) Harvard	0.00	0-0-0	1/0	2.1	2	0	0	0	3	0	31
(3/3) USA	0.00	0-0-0	1/0	2.0	0	0	0	0	2	0	22
(3/6) Lipscomb	0.00	0-0-0	1/0	0.0	0	1	0	1	0	0	13
(3/10) at UAB	0.00	0-0-0	1/1	1.0	1	0	0	0	0	0	15
<b>TOTALS</b>	<b>0.00</b>	<b>0-0-0</b>	<b>6/1</b>	<b>11.1</b>	<b>9</b>	<b>1</b>	<b>0</b>	<b>3</b>	<b>8</b>	<b>0</b>	<b>--</b>

### 2019 SEASON TOTALS

OPPONENT	ERA	W-L-S	G/GS	IP	H	R	ER	BB	SO	HR	NP
(2/16) Presbyterian-1	2.45	0-0-0	1/1	3.2	5	1	1	2	5	1	65
(2/23) Ball State	10.80	0-1-0	1/1	1.1	4	5	5	2	3	0	45
(2/27) UNA	9.53	0-0-0	1/0	0.2	2	0	0	2	1	0	35
(3/6) SDSU	5.59	0-0-0	1/1	4.0	3	0	0	1	2	0	59
(3/12) MTSU	4.26	0-0-0	1/1	3.0	3	0	0	0	1	0	40
(3/19) Maine	3.06	1-0-0	1/1	5.0	3	0	0	1	5	0	68
(3/26) vs. Auburn	2.61	0-0-0	1/1	3.0	1	0	0	0	2	0	44
(3/31) at Florida	3.22	0-1-0	1/1	1.2	3	2	2	1	0	0	41
(4/6) South Carolina	3.47	0-0-0	1/1	1.0	5	3	1	0	2	0	29
(4/12) at Miss. St.	3.33	0-0-0	1/0	1.0	1	0	0	0	0	0	12
(4/16) at UAB	3.18	0-0-0	1/1	4.0	3	1	1	0	1	0	38
(4/24) at JSU	2.97	0-0-0	1/1	2.0	1	0	0	0	1	0	20
(5/3) at Auburn	3.06	0-0-0	1/0	2.0	3	1	1	0	1	0	27
(5/8) at Troy	3.41	0-0-0	1/1	2.0	5	2	2	0	0	0	29
(5/16) at Georgia	4.14	0-1-0	1/1	2.2	5	4	4	1	1	1	54
<b>TOTALS</b>	<b>4.14</b>	<b>1-3-0</b>	<b>15/12</b>	<b>37.0</b>	<b>47</b>	<b>19</b>	<b>17</b>	<b>10</b>	<b>25</b>	<b>2</b>	<b>--</b>

### CAREER TOTALS

YEAR	ERA	W-L	APP/GS	SV	IP	H	R	ER	BB	SO	B/AVG
2019	4.14	1-3	15/12	0	37.0	47	19	17	10	25	.320
2020	0.00	0-0	6/1	0	11.1	9	1	0	3	8	.225
2021	3.45	5-1	8/7	0	44.1	40	20	17	13	30	.238
<b>TOTALS</b>	<b>3.30</b>	<b>6-4</b>	<b>29/20</b>	<b>0</b>	<b>92.2</b>	<b>96</b>	<b>40</b>	<b>34</b>	<b>26</b>	<b>63</b>	<b>.270</b>
<b>TOTALS (as SP)</b>	<b>3.21</b>	<b>6-4</b>	<b>20</b>	<b>--</b>	<b>75.2</b>	<b>75</b>	<b>32</b>	<b>27</b>	<b>19</b>	<b>51</b>	<b>---</b>

### SEC CAREER TOTALS

YEAR	ERA	W-L	APP/GS	SV	IP	H	R	ER	BB	SO	B/AVG
2019	8.64	0-2	5/3	0	8.1	17	10	8	2	4	.447
2020	--	--	--	--	--	--	--	--	--	--	--
2021	3.33	3-0	4/4	0	24.1	26	9	9	8	14	.277
<b>TOTALS</b>	<b>4.68</b>	<b>3-2</b>	<b>9/7</b>	<b>0</b>	<b>32.2</b>	<b>43</b>	<b>19</b>	<b>17</b>	<b>10</b>	<b>18</b>	<b>.326</b>
<b>TOTALS (as SP)</b>	<b>4.85</b>	<b>3-2</b>	<b>7</b>	<b>--</b>	<b>29.2</b>	<b>39</b>	<b>18</b>	<b>16</b>	<b>10</b>	<b>17</b>	<b>---</b>



# PITCHING GAME-BY-GAME AND CAREER STATS

## #9 BRAYDEN ROWE, RHP - FR.

- Entered against UT-Martin on Feb. 24 for his first career appearance as a member of the Crimson Tide, allowing one run while punching out one batter
- Attended Corner High School in Warrior
- The No. 5 right-handed pitcher and 10th-rated prospect in Alabama by Perfect Game USA
- Named to the AL.com 5A All-State Baseball 'Terrific 20' Team in 2020

### 2021 SEASON TOTALS

OPPONENT	ERA	W-L-S	G/GS	IP	H	R	ER	BB	SO	HR	NP
(2/24) UT-Martin	27.00	0-0-0	1/0	0.1	0	1	1	2	1	0	19
<b>TOTALS</b>	<b>27.00</b>	<b>0-0-0</b>	<b>1/0</b>	<b>0.1</b>	<b>0</b>	<b>1</b>	<b>1</b>	<b>2</b>	<b>1</b>	<b>0</b>	<b>--</b>

### CAREER TOTALS

YEAR	ERA	W-L	APP/GS	SV	IP	H	R	ER	BB	SO	B/AVG
2021	27.00	0-0	1/0	0	0.1	0	1	1	2	1	.000
<b>TOTALS</b>	<b>27.00</b>	<b>0-0</b>	<b>1/0</b>	<b>0</b>	<b>0.1</b>	<b>0</b>	<b>1</b>	<b>1</b>	<b>2</b>	<b>1</b>	<b>.000</b>

### SEC CAREER TOTALS

YEAR	ERA	W-L	APP/GS	SV	IP	H	R	ER	BB	SO	B/AVG
2021	--	--	--	--	--	--	--	--	--	--	--
<b>TOTALS</b>	<b>--</b>	<b>--</b>	<b>--</b>	<b>--</b>	<b>--</b>	<b>--</b>	<b>--</b>	<b>--</b>	<b>--</b>	<b>--</b>	<b>--</b>

## #13 BRYCE EBLIN, INF - FR.

- Entered for 0.1 an inning against ULM on April 7, allowing two runs on two walks with a strikeout
- Made his Crimson Tide pitching debut on March 27 vs. Ole Miss, tossing 1.0 frame and allowing one run on two hits across his 18 pitches
- Attended Center Grove High School in Greenwood, Ind.
- The top-rated player in Indiana and No. 36 shortstop nationally according to Prep Baseball Report
- No. 1 shortstop prospect and the No. 5 overall player in the state of Indiana by Perfect Game USA

### 2021 SEASON TOTALS

OPPONENT	ERA	W-L-S	G/GS	IP	H	R	ER	BB	SO	HR	NP
(3/27) Ole Miss	9.00	0-0-0	1/0	1.0	2	1	1	0	0	0	18
(4/7) ULM	20.25	0-0-0	1/0	0.1	0	2	2	2	1	0	14
<b>TOTALS</b>	<b>20.25</b>	<b>0-0-0</b>	<b>2/0</b>	<b>1.1</b>	<b>2</b>	<b>3</b>	<b>3</b>	<b>2</b>	<b>1</b>	<b>0</b>	<b>--</b>

### CAREER TOTALS

YEAR	ERA	W-L	APP/GS	SV	IP	H	R	ER	BB	SO	B/AVG
2021	20.25	0-0	2/0	0	1.1	2	3	3	2	1	.400
<b>TOTALS</b>	<b>20.25</b>	<b>0-0</b>	<b>2/0</b>	<b>0</b>	<b>1.1</b>	<b>2</b>	<b>3</b>	<b>3</b>	<b>2</b>	<b>1</b>	<b>.400</b>

### SEC CAREER TOTALS

YEAR	ERA	W-L	APP/GS	SV	IP	H	R	ER	BB	SO	B/AVG
2021	9.00	0-0	1/0	0	1.0	2	1	1	0	0	.500
<b>TOTALS</b>	<b>9.00</b>	<b>0-0</b>	<b>1/0</b>	<b>0</b>	<b>1.0</b>	<b>2</b>	<b>1</b>	<b>1</b>	<b>0</b>	<b>0</b>	<b>.500</b>

## #14 ANTOINE JEAN, LHP - SO.

- One of the Crimson Tide's regular weekend starters
- Returned to the hill at Texas A&M on April 11 after missing two starts, tossing 2.1 innings and allowing three runs on five hits with three punchouts
- Handed the loss despite a strong outing at Arkansas on March 21, giving up one run on three hits and a pair of walks with two strikeouts across his 5.0 frames
- Earned the win against Stetson on March 14, working 6.0 innings and allowing three runs (one earned) on four hits and two walks with six punchouts
- Picked up his first win of the season in the start at College of Charleston on March 7 with 5.0 scoreless frames that included four strikeouts
- Made the start in game one of the doubleheader against Wright State on Feb. 27, allowing five runs (two earned) on four hits and three walks with five punchouts
- Got the Saturday start vs. McNeese on Feb. 20, tossing 3.0 scoreless frames with four strikeouts
- Earned Freshman All-America accolades from Collegiate Baseball News in 2020

### 2021 SEASON TOTALS

OPPONENT	ERA	W-L-S	G/GS	IP	H	R	ER	BB	SO	HR	NP
(2/20) McNeese	0.00	0-0-0	1/1	3.0	1	0	0	4	4	0	69
(2/27) Wright State-1	2.35	0-0-0	1/1	4.2	4	5	2	3	5	0	93
(3/7) at Charleston	1.42	1-0-0	1/1	5.0	3	0	0	2	4	0	68
(3/14) Stetson	1.45	1-0-0	1/1	6.0	4	3	1	2	6	1	101
(3/21) at Arkansas	1.52	0-1-0	1/1	5.0	3	1	1	2	2	1	72
(4/11) at Texas A&M	2.42	0-0-0	1/1	2.1	5	3	3	0	3	0	41
<b>TOTALS</b>	<b>2.42</b>	<b>2-1-0</b>	<b>6/6</b>	<b>26.0</b>	<b>20</b>	<b>12</b>	<b>7</b>	<b>13</b>	<b>24</b>	<b>2</b>	<b>--</b>

### 2020 SEASON TOTALS

OPPONENT	ERA	W-L-S	G/GS	IP	H	R	ER	BB	SO	HR	NP
(2/16) Northeastern	4.50	1-0-0	1/1	4.0	4	3	2	1	2	0	62
(2/23) at UNLV	3.38	1-0-0	1/1	4.0	5	1	1	1	3	0	48
(3/1) Harvard	3.75	0-0-0	1/1	4.0	5	2	2	1	6	0	73
(3/8) Lipscomb	3.18	1-0-0	1/1	5.0	4	1	1	0	6	0	74
<b>TOTALS</b>	<b>3.18</b>	<b>3-0-0</b>	<b>4/4</b>	<b>17.0</b>	<b>18</b>	<b>7</b>	<b>6</b>	<b>3</b>	<b>17</b>	<b>0</b>	<b>--</b>

### CAREER TOTALS

YEAR	ERA	W-L	APP/GS	SV	IP	H	R	ER	BB	SO	B/AVG
2020	3.18	3-0	4/4	0	17.0	18	7	6	3	17	.265
2021	2.42	2-1	6/6	0	26.0	20	12	7	13	24	.215
<b>TOTALS</b>	<b>2.72</b>	<b>5-1</b>	<b>10/10</b>	<b>0</b>	<b>43.0</b>	<b>38</b>	<b>19</b>	<b>13</b>	<b>16</b>	<b>41</b>	<b>.236</b>

### SEC CAREER TOTALS

YEAR	ERA	W-L	APP/GS	SV	IP	H	R	ER	BB	SO	B/AVG
2020	--	--	--	--	--	--	--	--	--	--	--
2021	4.91	0-1	2/2	0	7.1	8	4	4	2	5	.276
<b>TOTALS</b>	<b>4.91</b>	<b>0-1</b>	<b>2/2</b>	<b>0</b>	<b>7.1</b>	<b>8</b>	<b>4</b>	<b>4</b>	<b>2</b>	<b>5</b>	<b>.276</b>

## #20 LOGAN MORRIS, RHP - FR.

- Attended James Clemens High School in Madison
- The state of Alabama's No. 11 right-handed pitcher and No. 24 overall prospect according to Perfect Game USA
- Rated as the No. 18 right-hander and 51st overall prospect in Alabama by Prep Baseball Report
- Finished his junior campaign at 3-1 with a save and added 46 strikeouts in just 27.0 innings of work
- A two-sport athlete who also competed in basketball while at JCHS

### 2021 SEASON TOTALS

OPPONENT	ERA	W-L-S	G/GS	IP	H	R	ER	BB	SO	HR	NP
(DATE) Opponent	--	--	--	--	--	--	--	--	--	--	--
<b>TOTALS</b>	<b>--</b>	<b>--</b>	<b>--</b>	<b>--</b>	<b>--</b>	<b>--</b>	<b>--</b>	<b>--</b>	<b>--</b>	<b>--</b>	<b>--</b>

### CAREER TOTALS

YEAR	ERA	W-L	APP/GS	SV	IP	H	R	ER	BB	SO	B/AVG
2021	--	--	--	--	--	--	--	--	--	--	--
<b>TOTALS</b>	<b>--</b>	<b>--</b>	<b>--</b>	<b>--</b>	<b>--</b>	<b>--</b>	<b>--</b>	<b>--</b>	<b>--</b>	<b>--</b>	<b>--</b>

### SEC CAREER TOTALS

YEAR	ERA	W-L	APP/GS	SV	IP	H	R	ER	BB	SO	B/AVG
2021	--	--	--	--	--	--	--	--	--	--	--
<b>TOTALS</b>	<b>--</b>	<b>--</b>	<b>--</b>	<b>--</b>	<b>--</b>	<b>--</b>	<b>--</b>	<b>--</b>	<b>--</b>	<b>--</b>	<b>--</b>

# PITCHING GAME-BY-GAME AND CAREER STATS

## #25 DYLAN SMITH, RHP - JR.

- Been Alabama's ace to start the season and leads UA in innings pitched (45.1) and strikeouts (61)
- Ranks sixth in the league and 24th nationally in strikeouts
- Maintains a 6.10 strikeout-to-walk ratio to rank sixth in the SEC
- His 2.58 ERA is eighth in the league
- Owns a 1.06 WHIP, good for 12th in the conference
- The UA offense is averaging 2.6 runs per nine innings through his eight starts, producing a combined 13 runs across his 45.1 frames
- That runs/9.0 number includes one start with five runs, a pair with three runs and one with a single tally
- Returned home for his April 10 start at Texas A&M, tossing 4.1 innings of three-run baseball and allowing eight hits and one walk while striking out seven
- Did not factor into the decision against Tennessee on April 3, working 4.0 scoreless frames and allowing five hits and three walks to go with five punchouts
- Handed the loss vs. Ole Miss on March 26 despite another excellent start that saw Smith toss 7.0 frames of one-run baseball, allowing just four hits and no walks while striking out eight batters
- Suffered the loss at Arkansas on March 20, allowing three runs on five hits and a walk with nine punchouts across his 4.2 innings of work
- Did not factor into the decision against Stetson on March 13 despite a strong start that saw him work 8.0 innings and allow three runs on six hits and a walk with a career-high tying 10 Ks
- Suffered the loss despite an outstanding start at the College of Charleston on March 6, tossing 7.0 innings of one-run baseball with 10 strikeouts and no walks allowed
- Was electric in his start against Wright State in game two of the Feb. 27 doubleheader, striking out a career-high seven across 5.2 scoreless frames
- Made the Sunday start against McNeese on Feb. 21 to begin his junior season, working 4.2 innings and allowing two runs on five hits and a walk with a career-high five strikeouts

### 2021 SEASON TOTALS

OPPONENT	ERA	W-L-S	G/GS	IP	H	R	ER	BB	SO	HR	NP
(2/21) McNeese	3.86	0-0-0	1/1	4.2	5	2	2	1	5	0	72
(2/27) Wright State-2	1.74	0-0-0	1/1	5.2	1	0	0	3	7	0	96
(3/6) at Charleston	1.56	0-1-0	1/1	7.0	4	1	1	0	10	1	84
(3/13) Stetson	2.13	0-0-0	1/1	8.0	6	3	3	1	10	0	101
(3/20) at Arkansas	2.70	0-1-0	1/1	4.2	5	3	3	1	9	1	99
(3/26) Ole Miss-2	2.43	0-1-0	1/1	7.0	4	1	1	0	8	1	96
(4/3) Tennessee	2.20	0-0-0	1/1	4.0	5	0	0	3	5	0	92
(4/10) at Texas A&M	2.58	0-0-0	1/1	4.1	8	3	3	1	7	0	85
<b>TOTALS</b>	<b>2.58</b>	<b>0-3-0</b>	<b>8/8</b>	<b>45.1</b>	<b>38</b>	<b>13</b>	<b>13</b>	<b>10</b>	<b>61</b>	<b>3</b>	<b>--</b>

### 2020 SEASON TOTALS

OPPONENT	ERA	W-L-S	G/GS	IP	H	R	ER	BB	SO	HR	NP
(2/14) Northeastern	0.00	0-0-0	1/0	1.0	0	0	0	0	1	0	16
(2/19) Alabama St.	0.00	1-0-0	1/0	2.0	1	0	0	1	2	0	29
(2/25) UT-Martin	6.75	0-0-0	1/1	2.1	7	4	4	1	3	1	51
(3/8) Lipscomb	5.68	0-0-0	1/0	1.0	0	0	0	1	0	0	11
<b>TOTALS</b>	<b>5.68</b>	<b>1-0-0</b>	<b>4/1</b>	<b>6.1</b>	<b>8</b>	<b>4</b>	<b>4</b>	<b>3</b>	<b>6</b>	<b>1</b>	<b>--</b>

### 2019 SEASON TOTALS

OPPONENT	ERA	W-L-S	G/GS	IP	H	R	ER	BB	SO	HR	NP
(2/18) Jacksonville St.	0.00	0-0-0	1/0	1.2	2	0	0	0	1	0	15
(2/22) Ball State	3.38	0-0-0	1/0	1.0	1	1	1	1	1	0	19
(3/6) SDSU	2.08	0-0-0	1/0	1.2	1	0	0	1	0	0	29
(3/8) NKU	1.69	0-0-0	1/0	1.0	0	0	0	0	1	0	7
(3/12) MTSU	1.23	0-0-0	1/0	2.0	1	0	0	0	0	0	25
(3/17) at Ole Miss	3.00	0-0-0	1/0	1.2	2	2	2	2	1	0	27
(3/22) Arkansas	4.50	0-0-0	1/0	1.0	3	2	2	0	2	1	20
(3/30) at Florida	6.55	0-0-0	1/0	1.0	2	3	3	2	1	1	28
(4/2) Troy	5.68	0-0-0	1/0	1.2	1	0	0	2	2	0	26
(4/9) at Samford	5.93	0-0-0	1/0	1.0	2	1	1	0	1	0	26
(4/16) at Miss. St.	6.14	0-0-0	1/0	1.0	1	1	1	1	0	1	13
(5/8) at Troy	5.74	0-0-0	1/0	1.0	0	0	0	1	1	0	13
(5/18) at Georgia	6.48	0-0-0	1/0	1.0	2	2	2	1	1	0	21
<b>TOTALS</b>	<b>6.48</b>	<b>0-0-0</b>	<b>13/0</b>	<b>16.2</b>	<b>18</b>	<b>12</b>	<b>12</b>	<b>11</b>	<b>12</b>	<b>3</b>	<b>--</b>

### CAREER TOTALS

YEAR	ERA	W-L	APP/GS	SV	IP	H	R	ER	BB	SO	B/AVG
2019	6.48	0-0	13/0	0	16.2	18	12	12	11	12	.286
2020	5.68	1-0	4/1	0	6.1	8	4	4	3	6	.308
2021	2.58	0-3	8/8	0	45.1	38	13	13	10	61	.226
<b>TOTALS</b>	<b>3.82</b>	<b>1-3</b>	<b>25/9</b>	<b>0</b>	<b>68.1</b>	<b>64</b>	<b>29</b>	<b>29</b>	<b>24</b>	<b>79</b>	<b>.249</b>
<b>TOTALS (as SP)</b>	<b>3.21</b>	<b>0-3</b>	<b>9</b>	<b>--</b>	<b>47.2</b>	<b>45</b>	<b>17</b>	<b>17</b>	<b>11</b>	<b>64</b>	<b>---</b>

### SEC CAREER TOTALS

YEAR	ERA	W-L	APP/GS	SV	IP	H	R	ER	BB	SO	B/AVG
2019	15.88	0-0	5/0	0	5.2	10	10	10	6	5	.417
2020	--	--	--	--	--	--	--	--	--	--	--
2021	3.15	0-2	4/4	0	20.0	22	7	7	5	29	.265
<b>TOTALS</b>	<b>5.96</b>	<b>0-2</b>	<b>9/4</b>	<b>0</b>	<b>25.2</b>	<b>32</b>	<b>17</b>	<b>17</b>	<b>11</b>	<b>34</b>	<b>.299</b>
<b>TOTALS (as SP)</b>	<b>3.15</b>	<b>0-2</b>	<b>4</b>	<b>--</b>	<b>20.0</b>	<b>22</b>	<b>7</b>	<b>7</b>	<b>5</b>	<b>29</b>	<b>---</b>

## #26 GRAYSON HITT, LHP - FR.

- The Tide's most called-on freshman, totaling nine appearances so far, including two starts
- Picked up the win with 4.0 frames against Samford on April 13, retiring the final 10 batters he faced and allowing one run on two hits with a walk and two strikeouts by night's end
- Made his first career start in the matchup with ULM on April 7, allowing three runs on four hits and a walk with two strikeouts across 2.2 innings of work
- Handed the loss after 0.1 inning, allowing four runs on three walks and a hit with one strikeout against Tennessee on April 3
- Entered for 2.0 frames in the series finale vs. Ole Miss on March 27, giving up three runs on three hits and three walks with a strikeout
- Suffered the loss against Southern Miss on March 23 after tossing 1.2 innings and allowing two runs on two hits and a walk with one strikeout
- Worked 3.0 innings, allowing a hit and a walk while striking out a pair vs. Stetson on March 12
- Made his first career appearance in the Sunday matchup with McNeese on Feb. 21, picking up the win after entering for 3.0 innings of relief that included four strikeouts
- Attended Houston High School in Germantown, Tenn.
- The top-rated left-handed pitcher in Tennessee and the state's No. 13 overall prospect by PG USA
- Also tabbed the No. 50 left-hander in the nation by PG coming out of high school
- The third-ranked southpaw and No. 11 player from Tennessee according to Prep Baseball Report
- Ranked the 81st overall prospect in the 2020 MLB Draft according to ESPN.com

### 2021 SEASON TOTALS

OPPONENT	ERA	W-L-S	G/GS	IP	H	R	ER	BB	SO	HR	NP
(2/21) McNeese	9.00	1-0-0	1/0	3.0	4	3	3	1	4	0	46
(2/26) Wright State	13.50	0-0-0	1/0	0.1	2	3	2	0	1	0	12
(3/5) at Charleston	10.38	0-0-0	1/0	1.0	0	0	0	0	2	0	9
(3/12) Stetson	6.14	0-0-0	1/0	3.0	1	0	0	1	2	0	45
(3/23) So. Miss	7.00	0-1-0	1/0	1.2	2	2	2	1	1	0	29
(3/27) Ole Miss	8.18	0-0-0	1/0	2.0	3	3	3	3	1	1	49
(4/3) Tennessee	11.12	0-1-0	1/0	0.1	1	4	4	3	1	0	21
(4/7) ULM	10.93	0-1-0	1/1	2.2	4	3	3	1	2	1	54
(4/13) Samford	9.00	1-0-0	1/1	4.0	2	1	1	1	2	0	41
<b>TOTALS</b>	<b>9.00</b>	<b>2-3-0</b>	<b>9/2</b>	<b>18.0</b>	<b>19</b>	<b>19</b>	<b>18</b>	<b>11</b>	<b>16</b>	<b>2</b>	<b>--</b>

### CAREER TOTALS

YEAR	ERA	W-L	APP/GS	SV	IP	H	R	ER	BB	SO	B/AVG
2021	9.00	2-3	9/2	0	18.0	19	19	18	11	16	.284
<b>TOTALS</b>	<b>9.00</b>	<b>2-3</b>	<b>9/2</b>	<b>0</b>	<b>18.0</b>	<b>19</b>	<b>19</b>	<b>18</b>	<b>11</b>	<b>16</b>	<b>.284</b>
<b>TOTALS (as SP)</b>	<b>5.40</b>	<b>1-1</b>	<b>2</b>	<b>--</b>	<b>6.2</b>	<b>6</b>	<b>4</b>	<b>4</b>	<b>2</b>	<b>4</b>	<b>---</b>

### SEC CAREER TOTALS

YEAR	ERA	W-L	APP/GS	SV	IP	H	R	ER	BB	SO	B/AVG
2021	27.00	0-1	2/0	0	2.1	4	7	7	6	2	.444
<b>TOTALS</b>	<b>27.00</b>	<b>0-1</b>	<b>2/0</b>	<b>0</b>	<b>2.1</b>	<b>4</b>	<b>7</b>	<b>7</b>	<b>6</b>	<b>2</b>	<b>.444</b>

# PITCHING GAME-BY-GAME AND CAREER STATS

## #27 CHASE LEE, RHP - JR.

- Tied for fourth in the SEC in saves with four in as many chances
- In a tie for 11th in the league with four wins this season
- Leads all Crimson Tide relievers with 29 strikeouts
- Appeared in a team-high tying 11 games, claiming four wins and four saves in those outings
- Recorded 11 straight scoreless appearances in 2021 and 13 in a row dating back to March 3, 2020
- Totaled 19.2 scoreless frames to start 2021 and 26.1 consecutive scoreless innings dating back to Feb. 29, 2020
- Entered for the final 1.0 inning at Texas A&M on April 11, striking out two batters for the save
- Earned his third save of the season with 1.2 scoreless frames that included one strikeout at Texas A&M on April 9
- Picked up his second save of the season, striking out the side in his 1.0 inning of work against Tennessee on April 2
- Earned the win with 4.0 scoreless, hitless frames and four strikeouts against Stetson on March 13
- Picked up his third win of the season with 1.2 scoreless frames that included three strikeouts against South Alabama on March 9
- Posted 2.0 scoreless frames with four strikeouts for the win in game one of the doubleheader against Wright State on Feb. 27
- Earned the save at Jacksonville State on Feb. 23 thanks to 2.1 scoreless innings that featured four strikeouts and four walks
- Secured the win in game two of the weekend with McNeese on Feb. 20, tossing 1.0 scoreless frame before the Tide walked it off in the ninth
- Named to the NCBWA's Stopper of the Year Watch List to start the 2021 season

### 2021 SEASON TOTALS

OPPONENT	ERA	W-L-S	G/GS	IP	H	R	ER	BB	SO	HR	NP
(2/20) McNeese	0.00	1-0-0	1/0	1.0	1	0	0	0	0	0	22
(2/23) at JSU	0.00	0-0-1	1/0	2.1	0	0	0	4	4	0	41
(2/27) Wright State-1	0.00	1-0-0	1/0	2.0	2	0	0	0	4	0	37
(3/7) at Charleston	0.00	0-0-0	1/0	1.0	1	0	0	0	2	0	10
(3/9) South Alabama	0.00	1-0-0	1/0	1.2	1	0	0	0	3	0	34
(3/13) Stetson	0.00	1-0-0	1/0	4.0	0	0	0	0	4	0	46
(3/21) at Arkansas	0.00	0-0-0	1/0	2.0	0	0	0	1	2	0	41
(4/2) Tennessee	0.00	0-0-1	1/0	1.0	1	0	0	0	3	0	27
(4/3) Tennessee	0.00	0-0-0	1/0	2.0	1	0	0	0	4	0	31
(4/9) at Texas A&M	0.00	0-0-1	1/0	1.2	2	0	0	1	1	0	23
(4/11) at Texas A&M	0.00	0-0-1	1/0	1.0	0	0	0	0	2	0	10
<b>TOTALS</b>	<b>0.00</b>	<b>4-0-4</b>	<b>11/0</b>	<b>19.2</b>	<b>9</b>	<b>0</b>	<b>0</b>	<b>6</b>	<b>29</b>	<b>0</b>	<b>--</b>

### 2020 SEASON TOTALS

OPPONENT	ERA	W-L-S	G/GS	IP	H	R	ER	BB	SO	HR	NP
(2/16) Northeastern	0.00	0-0-1	1/0	2.0	0	0	0	0	4	0	27
(2/21) at UNLV-2	0.00	0-0-1	1/0	1.0	0	0	0	0	1	0	8
(2/29) Harvard	3.86	1-0-0	1/0	1.2	3	2	2	0	4	0	32
(3/3) USA	3.18	0-0-0	1/0	1.0	1	0	0	0	2	0	18
(3/6) Lipscomb	1.64	0-0-0	1/0	5.1	0	0	0	2	8	0	76
<b>TOTALS</b>	<b>1.64</b>	<b>1-0-2</b>	<b>5/0</b>	<b>11.0</b>	<b>4</b>	<b>2</b>	<b>2</b>	<b>2</b>	<b>19</b>	<b>0</b>	<b>--</b>

### 2019 SEASON TOTALS

OPPONENT	ERA	W-L-S	G/GS	IP	H	R	ER	BB	SO	HR	NP
(2/15) Presbyterian	0.00	0-0-0	1/0	1.0	0	0	0	0	2	0	9
(2/23) Ball State	0.00	0-0-0	1/0	1.1	0	0	0	0	3	0	13
(2/27) UNA	0.00	1-0-0	1/0	1.2	0	0	0	0	2	0	25
(3/2) at USA-1	0.00	0-0-0	1/0	1.0	1	0	0	0	1	0	9
(3/5) UAB	0.00	0-0-0	1/0	1.0	1	0	0	0	1	0	14
(3/9) NKU	0.00	0-0-0	1/0	1.1	1	0	0	0	1	0	11
(3/16) at Ole Miss	0.00	0-0-0	1/0	2.1	2	1	0	0	0	0	37
(3/24) Arkansas	3.38	0-0-0	1/0	1.0	3	4	4	0	3	0	22
(3/26) vs. Auburn	3.86	0-0-0	1/0	1.0	2	1	1	0	1	0	12
(3/29) at Florida	3.29	0-0-0	1/0	2.0	1	0	0	1	1	0	35
(4/2) Troy	2.93	0-0-0	1/0	1.2	0	0	0	0	0	0	20
(4/6) South Carolina	3.06	0-0-0	1/0	2.1	2	1	1	1	2	0	29
(4/14) at Miss. St.	3.15	0-0-0	1/0	2.1	2	1	1	0	2	0	33
(4/16) at UAB	3.00	0-0-0	1/0	1.0	2	0	0	0	0	0	7
(4/19) Vanderbilt	2.91	0-0-0	1/0	0.2	2	0	0	0	1	1	16
(4/21) Vanderbilt	2.74	0-0-0	1/0	1.1	0	0	0	0	1	0	15
(4/26) LSU	2.55	0-0-0	1/0	1.2	1	0	0	0	2	0	28
(5/4) at Auburn	2.42	0-0-0	1/0	1.1	3	0	0	1	1	0	21
(5/5) at Auburn	2.86	0-0-0	1/0	2.1	3	2	2	0	0	0	35
(5/10) Texas A&M	2.83	0-0-0	1/0	0.1	1	0	0	1	0	0	11
(5/12) Texas A&M	2.73	0-0-0	1/0	1.0	1	0	0	0	0	0	16
(5/16) at Georgia	2.67	0-0-0	1/0	0.2	0	0	0	0	0	0	9
<b>TOTALS</b>	<b>2.67</b>	<b>1-0-0</b>	<b>22/0</b>	<b>30.1</b>	<b>28</b>	<b>10</b>	<b>9</b>	<b>5</b>	<b>24</b>	<b>0</b>	<b>--</b>

### CAREER TOTALS

YEAR	ERA	W-L	APP/GS	SV	IP	H	R	ER	BB	SO	B/AVG
2019	2.67	1-0	22/0	0	30.1	28	10	9	5	24	.241
2020	1.64	1-0	5/0	2	11.0	4	2	2	2	19	.108
2021	0.00	4-0	11/0	4	19.2	9	0	0	6	29	.138
<b>TOTALS</b>	<b>1.62</b>	<b>6-0</b>	<b>38/0</b>	<b>6</b>	<b>61.0</b>	<b>41</b>	<b>12</b>	<b>11</b>	<b>13</b>	<b>72</b>	<b>.188</b>

### SEC CAREER TOTALS

YEAR	ERA	W-L	APP/GS	SV	IP	H	R	ER	BB	SO	B/AVG
2019	3.72	0-0	13/0	0	19.1	21	9	8	5	13	.266
2020	--	--	--	--	--	--	--	--	--	--	--
2021	0.00	0-0	5/0	3	7.2	4	0	0	2	12	.143
<b>TOTALS</b>	<b>2.67</b>	<b>0-0</b>	<b>18/0</b>	<b>3</b>	<b>27.0</b>	<b>25</b>	<b>9</b>	<b>8</b>	<b>7</b>	<b>25</b>	<b>.234</b>

## #28 ELI GILES, RHP - FR.

- Contributed 1.0 inning against Samford on April 13, allowing one run on a hit and two walks with three strikeouts
- Put together 2.0 solid frames, allowing one run on five hits with four strikeouts against Tennessee on April 4
- Came in for 0.2 an inning vs. Tennessee on April 3, allowing one hit
- Saw his first career SEC action with 1.0 IP vs. Ole Miss on March 26, allowing two ER on two hits
- Worked 1.0 scoreless frame against Stetson on March 12, striking out a pair
- Made his first collegiate appearance on Feb. 24 against UT-Martin, suffering the loss after allowing five runs (four earned) across 2.1 innings of work
- Attended Faith Academy in Mobile
- The No. 5 right-handed pitcher and No. 13 overall prospect in Alabama by Prep Baseball Report
- Helped the Rams to the Class 5A state title in 2018, earning Class 5A Series Most Valuable Player honors for his efforts
- Sported a lowly 0.53 ERA as a sophomore, setting the Faith Academy's all-time single-season mark for ERA (minimum 50.0 innings)

### 2021 SEASON TOTALS

OPPONENT	ERA	W-L-S	G/GS	IP	H	R	ER	BB	SO	HR	NP
(2/24) UT-Martin	15.43	0-1-0	1/0	2.1	4	5	4	1	3	2	37
(3/7) at Charleston	18.90	0-0-0	1/0	1.0	3	3	3	1	1	0	17
(3/12) Stetson	14.54	0-0-0	1/0	1.0	1	0	0	1	2	0	18
(3/26) Ole Miss-1	15.19	0-0-0	1/0	1.0	2	2	2	0	0	0	14
(4/3) Tennessee	13.50	0-0-0	1/0	0.2	1	0	0	0	0	0	8
(4/4) Tennessee	11.25	0-0-0	1/0	2.0	5	1	1	0	4	0	42
(4/13) Samford	11.00	0-0-0	1/0	1.0	1	1	1	2	3	0	40
<b>TOTALS</b>	<b>11.00</b>	<b>0-1-0</b>	<b>7/0</b>	<b>9.0</b>	<b>17</b>	<b>12</b>	<b>11</b>	<b>5</b>	<b>13</b>	<b>2</b>	<b>--</b>

### CAREER TOTALS

YEAR	ERA	W-L	APP/GS	SV	IP	H	R	ER	BB	SO	B/AVG
2021	11.00	0-1	7/0	0	9.0	17	12	11	5	13	.425
<b>TOTALS</b>	<b>11.00</b>	<b>0-1</b>	<b>7/0</b>	<b>0</b>	<b>9.0</b>	<b>17</b>	<b>12</b>	<b>11</b>	<b>5</b>	<b>13</b>	<b>.425</b>

### SEC CAREER TOTALS

YEAR	ERA	W-L	APP/GS	SV	IP	H	R	ER	BB	SO	B/AVG
2021	7.36	0-0	3/0	0	3.2	8	3	3	0	4	.533
<b>TOTALS</b>	<b>7.36</b>	<b>0-0</b>	<b>3/0</b>	<b>0</b>	<b>3.2</b>	<b>8</b>	<b>3</b>	<b>3</b>	<b>0</b>	<b>4</b>	<b>.533</b>

# PITCHING GAME-BY-GAME AND CAREER STATS

## #29 CONNOR SHAMPLIN, RHP - JR.

- Totaled 27.0 innings overall this season, including 22.1 across four starts
- Picked up the win at Texas A&M on April 10 with 1.2 scoreless relief innings that included two Ks
- Suffered an injury in his start against Tennessee on April 4, exiting after 2.0-plus frames
- Gave up four runs on four hits and two walks with two strikeouts in his spot start against Ole Miss on March 27
- Earned his first career save at Arkansas on March 19, allowing two hits and walking one while punching out four across his 3.0 innings of work
- Notched a win for the second straight week, tossing a career-long 6.0 innings of one-run baseball with six punchouts against Jacksonville State on March 10
- Picked up his first win of the season thanks to 5.1 innings of one-run baseball, allowing four hits and striking out six without issuing a walk on the way to a win against Troy on March 3
- Got the midweek start against UT-Martin on Feb. 24, tossing 4.0 scoreless frames and allowing only two hits while striking out three

### 2021 SEASON TOTALS

OPPONENT	ERA	W-L-S	G/GS	IP	H	R	ER	BB	SO	HR	NP
(2/24) UT-Martin	0.00	0-0-0	1/1	4.0	2	0	0	0	3	0	57
(3/3) Troy	0.96	1-0-0	1/1	5.1	4	1	1	0	6	1	69
(3/10) Jacksonville St.	1.17	1-0-0	1/1	6.0	3	1	1	0	6	0	97
(3/19) at Arkansas	0.98	0-0-1	1/0	3.0	2	0	0	1	4	0	48
(3/27) Ole Miss	2.31	0-1-0	1/1	5.0	4	4	4	2	4	0	91
(4/4) Tennessee	3.91	0-1-0	1/1	2.0	5	5	5	5	3	0	59
(4/10) at Texas A&M	3.67	1-0-0	1/0	1.2	0	0	0	3	2	0	32
<b>TOTALS</b>	<b>3.67</b>	<b>3-2-1</b>	<b>7/5</b>	<b>27.0</b>	<b>20</b>	<b>11</b>	<b>11</b>	<b>11</b>	<b>28</b>	<b>1</b>	<b>--</b>

### 2020 SEASON TOTALS

OPPONENT	ERA	W-L-S	G/GS	IP	H	R	ER	BB	SO	HR	NP
(2/15) Northeastern	0.00	1-0-0	1/1	5.0	3	0	0	1	5	0	57
(2/21) at UNLV-2	2.70	0-0-0	1/1	5.0	7	4	3	1	4	0	83
(2/29) Harvard	3.60	0-0-0	1/1	5.0	6	3	3	1	5	1	78
(3/7) Lipscomb	4.05	0-1-0	1/1	5.0	6	3	3	4	6	0	87
<b>TOTALS</b>	<b>4.05</b>	<b>1-1-0</b>	<b>4/4</b>	<b>20.0</b>	<b>22</b>	<b>10</b>	<b>9</b>	<b>7</b>	<b>20</b>	<b>1</b>	<b>--</b>

### 2019 SEASON TOTALS

OPPONENT	ERA	W-L-S	G/GS	IP	H	R	ER	BB	SO	HR	NP
(2/16) Presbyterian-2	4.50	1-0-0	1/1	4.0	5	3	2	1	5	0	60
(2/24) Ball State	2.00	1-0-0	1/1	5.0	0	0	0	1	5	0	67
(3/2) at USA-1	2.79	0-0-0	1/1	0.2	1	1	1	3	0	0	28
(3/6) SDSU	2.53	0-0-0	1/0	1.0	2	1	0	1	0	0	16
(3/17) at Ole Miss	2.13	0-0-0	1/0	2.0	0	0	0	3	1	0	35
(3/22) Arkansas	1.98	0-0-0	1/0	1.0	0	0	0	1	1	0	18
(3/30) at Florida	3.07	0-0-0	1/0	1.0	3	2	2	0	0	0	18
(4/2) Troy	4.86	0-1-0	1/1	2.0	1	4	4	3	3	1	38
(4/9) at Samford	4.34	0-0-0	1/0	2.0	1	0	0	1	4	0	30
(4/16) at UAB	4.12	0-0-0	1/0	1.0	0	0	0	0	3	0	14
(4/20) Vanderbilt	5.66	0-0-0	1/0	1.0	4	4	4	0	1	2	25
(4/24) at JSU	5.82	0-0-0	1/0	1.0	2	2	1	0	0	0	18
(5/8) at Troy	5.82	0-0-0	1/0	0.0	0	0	0	2	0	0	10
(5/17) at Georgia	6.26	0-0-0	1/0	1.1	1	2	2	1	3	1	33
<b>TOTALS</b>	<b>6.26</b>	<b>2-1-0</b>	<b>14/4</b>	<b>23.0</b>	<b>20</b>	<b>19</b>	<b>16</b>	<b>17</b>	<b>26</b>	<b>4</b>	<b>--</b>

### CAREER TOTALS

YEAR	ERA	W-L	APP/GS	SV	IP	H	R	ER	BB	SO	B/AVG
2019	6.26	2-1	14/4	0	23.0	20	19	16	17	26	.227
2020	4.05	1-1	4/4	0	20.0	22	10	9	7	20	.293
2021	3.67	3-2	7/5	1	27.0	20	11	11	11	28	.208
<b>TOTALS</b>	<b>4.63</b>	<b>6-4</b>	<b>25/13</b>	<b>1</b>	<b>70.0</b>	<b>62</b>	<b>40</b>	<b>36</b>	<b>35</b>	<b>74</b>	<b>.239</b>
<b>TOTALS (as SP)</b>	<b>4.50</b>	<b>4-4</b>	<b>13</b>	<b>--</b>	<b>54.0</b>	<b>47</b>	<b>29</b>	<b>27</b>	<b>22</b>	<b>55</b>	<b>---</b>

### SEC CAREER TOTALS

YEAR	ERA	W-L	APP/GS	SV	IP	H	R	ER	BB	SO	B/AVG
2019	11.37	0-0	5/0	0	6.1	8	8	8	5	6	.296
2020	--	--	--	--	--	--	--	--	--	--	--
2021	6.94	1-2	4/2	1	11.2	11	9	9	11	13	.262
<b>TOTALS</b>	<b>8.50</b>	<b>1-2</b>	<b>9/2</b>	<b>1</b>	<b>18.0</b>	<b>19</b>	<b>17</b>	<b>17</b>	<b>16</b>	<b>19</b>	<b>.275</b>
<b>TOTALS (as SP)</b>	<b>11.57</b>	<b>0-2</b>	<b>2</b>	<b>--</b>	<b>7.0</b>	<b>9</b>	<b>9</b>	<b>9</b>	<b>7</b>	<b>7</b>	<b>---</b>

## #30 WILLIAM FREEMAN, RHP - R-SR.

- The Crimson Tide's midweek starter who also serves as a reliever on the weekends
- Tied for second in appearances with 10, including three starts
- In a tie for fourth on UA for innings pitched with 26.0
- Tossed 2.0 scoreless frames at Texas A&M on April 11, striking out three in the process
- Made a relief appearance in the midweek, contributing 3.1 scoreless innings with three hits allowed and one walk issued against ULM on April 7
- Entered for a second consecutive night vs. Tennessee on April 3, walking a pair and striking out one Vol hitter across his 1.0 scoreless frame
- Came out of the pen in a big spot, tossing 1.0 scoreless with a walk and two strikeouts against Tennessee on April 2
- Limited the damage against Ole Miss on March 27, entering out of the pen for 0.2 inning, giving up one hit and issuing a walk while striking out one Rebel hitter
- Tossed a season-high 5.1 frames against Southern Miss on March 23, allowing three runs (two earned) on five hits while striking out two
- Did not factor into the decision in his March 9 start against South Alabama, working 4.0 innings and allowing two runs on six hits with one punchout
- Got the start at Jacksonville State on Feb. 23, tossing 4.0 innings and allowing one run on four hits with five punchouts

### 2021 SEASON TOTALS

OPPONENT	ERA	W-L-S	G/GS	IP	H	R	ER	BB	SO	HR	NP
(2/23) at JSU	2.25	0-0-0	1/1	4.0	4	1	1	0	5	0	85
(3/3) Troy	1.17	0-0-1	1/0	3.2	1	0	0	0	2	0	36
(3/9) South Alabama	2.31	0-0-0	1/1	4.0	6	2	2	0	1	1	49
(3/20) at Arkansas	2.13	0-0-0	1/0	1.0	0	0	0	0	1	0	14
(3/23) So. Miss	2.50	0-0-0	1/1	5.1	5	3	2	0	2	0	68
(3/27) Ole Miss	2.41	0-0-0	1/0	0.2	1	0	0	1	1	0	19
(4/2) Tennessee	2.29	0-0-0	1/0	1.0	0	0	0	1	2	0	24
(4/3) Tennessee	2.18	0-0-0	1/0	1.0	0	0	0	2	1	0	25
(4/7) ULM	1.88	0-0-0	1/0	3.1	3	0	0	1	0	0	43
(4/11) at Texas A&M	1.73	0-0-0	1/0	2.0	1	0	0	0	3	0	23
<b>TOTALS</b>	<b>1.73</b>	<b>0-0-1</b>	<b>10/3</b>	<b>26.0</b>	<b>21</b>	<b>6</b>	<b>5</b>	<b>5</b>	<b>18</b>	<b>1</b>	<b>--</b>

### 2020 SEASON TOTALS

OPPONENT	ERA	W-L-S	G/GS	IP	H	R	ER	BB	SO	HR	NP
(2/19) Alabama St.	3.00	0-0-0	1/1	3.0	3	1	1	0	5	0	43
(2/27) MTSU	7.71	0-0-0	1/1	1.2	3	3	3	4	1	0	45
(3/7) Lipscomb	4.15	0-0-0	1/0	4.0	2	0	0	0	7	0	56
<b>TOTALS</b>	<b>4.15</b>	<b>0-0-0</b>	<b>3/2</b>	<b>8.2</b>	<b>8</b>	<b>4</b>	<b>4</b>	<b>4</b>	<b>13</b>	<b>0</b>	<b>--</b>

### 2019 SEASON TOTALS

OPPONENT	ERA	W-L-S	G/GS	IP	H	R	ER	BB	SO	HR	NP
(2/15) Presbyterian	0.00	0-0-0	1/0	3.0	2	0	0	1	0	0	36
(2/18) Jacksonville St.	2.25	0-0-0	1/1	1.0	2	1	1	0	0	0	10
(2/26) UNA	1.12	1-0-0	1/1	4.0	1	0	0	0	4	0	51
(3/2) at USA-2	1.74	0-0-0	1/0	2.1	2	1	1	1	2	0	41
(3/6) SDSU	1.54	0-0-0	1/0	1.1	0	0	0	0	2	0	15
(3/10) NKU	1.56	1-0-0	1/1	5.2	6	1	1	1	4	0	64
(3/17) at Ole Miss	3.20	0-1-0	1/1	2.1	3	4	4	1	0	0	36
(3/24) Arkansas	3.74	0-1-0	1/1	2.0	3	2	2	1	1	1	28
(4/2) Troy	4.09	0-0-0	1/0	0.1	3	3	1	1	1	0	17
(4/24) at JSU	4.30	0-0-0	1/0	1.0	1	1	1	0	1	0	11
(5/5) at Auburn	4.94	0-0-0	1/0	0.2	2	2	2	0	0	1	10
(5/10) Texas A&M	5.40	0-0-0	1/1	1.1	3	2	2	2	0	0	30
<b>TOTALS</b>	<b>5.40</b>	<b>2-2-0</b>	<b>12/6</b>	<b>25.0</b>	<b>28</b>	<b>17</b>	<b>15</b>	<b>8</b>	<b>15</b>	<b>2</b>	<b>--</b>

### CAREER TOTALS (at Alabama)

YEAR	ERA	W-L	APP/GS	SV	IP	H	R	ER	BB	SO	B/AVG
2019	5.40	2-2	12/6	0	25.0	28	17	15	8	15	.286
2020	4.15	0-0	3/2	0	8.2	8	4	4	4	13	.235
2021	1.73	0-0	10/3	1	26.0	21	6	5	5	18	.221
<b>TOTALS</b>	<b>3.62</b>	<b>2-2</b>	<b>25/11</b>	<b>1</b>	<b>59.2</b>	<b>57</b>	<b>27</b>	<b>24</b>	<b>17</b>	<b>46</b>	<b>.251</b>
<b>TOTALS (as SP)</b>	<b>4.98</b>	<b>2-2</b>	<b>11</b>	<b>--</b>	<b>34.1</b>	<b>39</b>	<b>20</b>	<b>19</b>	<b>9</b>	<b>23</b>	<b>---</b>

### SEC CAREER TOTALS (at Alabama)

YEAR	ERA	W-L	APP/GS	SV	IP	H	R	ER	BB	SO	B/AVG
2019	14.21	0-2	4/3	0	6.1	11	10	10	4	1	.379
2020	--	--	--	--	--	--	--	--	--	--	--
2021	0.00	0-0	5/0	0	5.2	2	0	0	4	8	.111
<b>TOTALS</b>	<b>7.50</b>	<b>0-2</b>	<b>9/3</b>	<b>0</b>	<b>12.0</b>	<b>13</b>	<b>10</b>	<b>10</b>	<b>8</b>	<b>9</b>	<b>.277</b>
<b>TOTALS (as SP)</b>	<b>12.71</b>	<b>0-2</b>	<b>3</b>	<b>--</b>	<b>5.2</b>	<b>9</b>	<b>8</b>	<b>8</b>	<b>4</b>	<b>1</b>	<b>---</b>



# PITCHING GAME-BY-GAME AND CAREER STATS

## #34 JACOB McNAIRY, RHP - JR.

- Tied for the Alabama lead in relief appearances with 11
- Totaled 20 strikeouts to rank third among the Crimson Tide relievers
- Picked up his first career win on April 11 at Texas A&M thanks to 3.2 innings of one-run baseball that featured three strikeouts
- Tossed the final 1.2 innings of the midweek against ULM on April 7, allowing one hit with three Ks
- Worked 2.0 innings in the April 3 matchup vs. Tennessee, allowing three runs (two earned) on a hit and two walks
- Entered for 2.0 frames against Ole Miss on March 26, allowing one run on two hits and two walks
- Tossed 1.1 frames at Arkansas on March 20, allowing three runs on four hits with a strikeout
- Allowed one run on three hits with two strikeouts against Stetson on March 14
- Combined for the shutout of the College of Charleston on March 5, contributing 2.0 innings
- Tossed a career-long 4.1 innings, allowing two runs (none earned) on four hits and a walk with four strikeouts in game one of the doubleheader against Wright State on Feb. 27
- Worked 3.0 frames against McNeese on Feb. 20, striking out four and walking one

### 2021 SEASON TOTALS

OPPONENT	ERA	W-L-S	G/GS	IP	H	R	ER	BB	SO	HR	NP
(2/20) McNeese	9.00	0-0-0	1/0	3.0	3	3	3	1	4	0	57
(2/24) UT-Martin	7.36	0-0-0	1/0	0.2	0	0	0	0	0	0	8
(2/27) Wright State-1	3.38	0-0-0	1/0	4.1	4	2	0	1	4	0	65
(3/5) at Charleston	2.70	0-0-0	1/0	2.0	3	0	0	0	0	0	31
(3/9) South Alabama	4.15	0-0-0	1/0	3.0	4	3	3	0	3	1	40
(3/14) Stetson	4.20	0-0-0	1/0	2.0	3	1	1	0	2	0	35
(3/20) at Arkansas	5.51	0-0-0	1/0	1.1	4	3	3	0	1	0	25
(3/26) Ole Miss-2	5.40	0-0-0	1/0	2.0	2	1	1	2	0	0	29
(4/3) Tennessee	5.75	0-0-0	1/0	2.0	1	3	2	2	0	0	46
(4/7) ULM	5.32	0-0-0	1/0	1.2	1	0	0	0	3	0	22
(4/11) at Texas A&M	4.91	1-0-0	1/0	3.2	4	1	1	0	3	1	52
<b>TOTALS</b>	<b>4.91</b>	<b>1-0-0</b>	<b>11/0</b>	<b>25.2</b>	<b>29</b>	<b>17</b>	<b>14</b>	<b>6</b>	<b>20</b>	<b>2</b>	<b>--</b>

### 2020 SEASON TOTALS

OPPONENT	ERA	W-L-S	G/GS	IP	H	R	ER	BB	SO	HR	NP
(2/16) Northeastern	0.00	0-0-0	1/0	3.0	1	0	0	0	4	0	31
(2/23) at UNLV	0.00	0-0-0	1/0	4.0	2	0	0	0	0	0	57
(3/1) Harvard	1.00	0-0-0	1/0	2.0	3	1	1	0	2	0	29
<b>TOTALS</b>	<b>1.00</b>	<b>0-0-0</b>	<b>3/0</b>	<b>9.0</b>	<b>6</b>	<b>1</b>	<b>1</b>	<b>0</b>	<b>6</b>	<b>0</b>	<b>--</b>

### 2019 SEASON TOTALS

OPPONENT	ERA	W-L-S	G/GS	IP	H	R	ER	BB	SO	HR	NP
(2/16) Presbyterian-1	4.50	0-0-0	1/0	2.0	3	1	1	2	0	0	30
(2/23) Ball State	10.12	0-0-0	1/0	0.2	3	2	2	0	0	0	13
(2/27) UNA	5.79	0-0-1	1/0	2.0	1	0	0	0	1	0	19
(3/2) at USA-1	6.35	0-0-0	1/0	1.0	2	1	1	1	1	0	22
(3/6) SDSU	9.95	0-0-0	1/0	0.2	3	3	3	0	0	0	18
(4/9) at Samford	7.56	0-0-0	1/0	2.0	1	0	0	0	1	0	28
(4/14) at Miss. St.	9.00	0-0-0	1/0	0.2	2	2	2	2	0	0	21
(5/8) at Troy	7.36	0-0-0	1/0	2.0	2	0	0	0	2	0	25
(5/14) Samford	6.75	0-0-0	1/0	1.0	0	0	0	0	0	0	11
(5/16) at Georgia	6.23	0-0-0	1/0	1.0	2	0	0	0	0	0	17
<b>TOTALS</b>	<b>6.23</b>	<b>0-0-1</b>	<b>10/0</b>	<b>13.0</b>	<b>19</b>	<b>9</b>	<b>9</b>	<b>5</b>	<b>5</b>	<b>0</b>	<b>--</b>

### CAREER TOTALS

YEAR	ERA	W-L	APP/GS	SV	IP	H	R	ER	BB	SO	B/AVG
2019	6.23	0-0	10/0	1	13.0	19	9	9	5	5	.339
2020	1.00	0-0	3/0	0	9.0	6	1	1	0	6	.200
2021	4.91	1-0	11/0	0	25.2	29	17	14	6	20	.287
<b>TOTALS</b>	<b>4.53</b>	<b>1-0</b>	<b>24/0</b>	<b>1</b>	<b>47.2</b>	<b>54</b>	<b>27</b>	<b>24</b>	<b>11</b>	<b>31</b>	<b>.289</b>

### SEC CAREER TOTALS

YEAR	ERA	W-L	APP/GS	SV	IP	H	R	ER	BB	SO	B/AVG
2019	10.80	0-0	2/0	0	1.2	4	2	2	2	0	.444
2020	--	--	--	--	--	--	--	--	--	--	--
2021	7.00	1-0	4/0	0	9.0	11	8	7	4	4	.333
<b>TOTALS</b>	<b>7.59</b>	<b>1-0</b>	<b>6/0</b>	<b>0</b>	<b>10.2</b>	<b>15</b>	<b>10</b>	<b>9</b>	<b>6</b>	<b>4</b>	<b>.357</b>

## #35 JAKE EDDINGTON, RHP - FR.

- Tossed 2.0 scoreless against Samford on April 13, allowing one hit while striking out a pair
- Matched his season-high for innings with 2.0 frames against Tennessee on April 4, giving up two runs on four hits and a walk with two strikeouts
- Entered for SEC action vs. Arkansas on March 20, allowing three runs (two earned) on three hits and a walk with two strikeouts
- Allowed one run on two hits and a walk with four strikeouts across 2.0 innings against Jacksonville State on March 10
- Made his first career appearance against UT-Martin on Feb. 24, working 1.2 innings and allowing three runs while adding two strikeouts
- Attended Doniphan High School in Doniphan, Mo.
- The top-ranked player in the state of Missouri according to Perfect Game USA
- Selected to the MLB Prospect Developmental Pipeline League for the summer following his junior year at DHS, joining current teammate Dylan Ray
- Two-sport athlete who also competed in basketball, earning all-conference honors

### 2021 SEASON TOTALS

OPPONENT	ERA	W-L-S	G/GS	IP	H	R	ER	BB	SO	HR	NP
(2/24) UT-Martin	16.20	0-0-0	1/0	1.2	3	3	3	2	2	0	37
(3/7) at Charleston	10.12	0-0-0	1/0	1.0	0	0	0	0	0	0	8
(3/10) Jacksonville St.	7.71	0-0-0	1/0	2.0	2	1	1	1	4	1	34
(3/20) at Arkansas	9.53	0-0-0	1/0	1.0	3	3	2	1	2	0	23
(4/4) Tennessee	9.39	0-0-0	1/0	2.0	4	2	2	1	2	0	37
(4/13) Samford	7.45	0-0-0	1/0	2.0	1	0	0	0	2	0	24
<b>TOTALS</b>	<b>7.45</b>	<b>0-0-0</b>	<b>6/0</b>	<b>9.2</b>	<b>13</b>	<b>9</b>	<b>8</b>	<b>5</b>	<b>12</b>	<b>1</b>	<b>--</b>

### CAREER TOTALS

YEAR	ERA	W-L	APP/GS	SV	IP	H	R	ER	BB	SO	B/AVG
2021	7.45	0-0	6/0	0	9.2	13	9	8	5	12	.317
<b>TOTALS</b>	<b>7.45</b>	<b>0-0</b>	<b>6/0</b>	<b>0</b>	<b>9.2</b>	<b>13</b>	<b>9</b>	<b>8</b>	<b>5</b>	<b>12</b>	<b>.317</b>

### SEC CAREER TOTALS

YEAR	ERA	W-L	APP/GS	SV	IP	H	R	ER	BB	SO	B/AVG
2021	12.00	0-0	2/0	0	3.0	7	5	4	2	4	.467
<b>TOTALS</b>	<b>12.00</b>	<b>0-0</b>	<b>2/0</b>	<b>0</b>	<b>3.0</b>	<b>7</b>	<b>5</b>	<b>4</b>	<b>2</b>	<b>4</b>	<b>.467</b>

## #37 HUNTER RUTH, RHP - R-JR.

- Allowed one run on four hits with two strikeouts across his 2.0 frames vs. Samford on April 13
- Contributed 1.0 scoreless frame against ULM on April 7
- Tossed 2.0 innings in the Sunday matchup with Tennessee on April 4, allowing one run on a hit and three walks with a strikeout
- Entered for 0.1 inning against Ole Miss on March 27, allowing three runs on three hits with a K
- Made his Alabama debut against Jacksonville State on March 10, tossing 1.0 scoreless frame with a strikeout
- Spent the pandemic-shortened season at Palm Beach State Community College in 2020
- Began his collegiate career at the University of Florida for two seasons
- Had his redshirt freshman season cut short when he was sidelined due to injury on April 18
- Combined for 26.0 innings across 12 appearances prior to the injury
- Redshirted in his first season in Gainesville following an offseason surgery
- Attended Buchholz High School in Gainesville, Fla.
- Ranked as the No. 55 player and the 10th-rated recruit from Florida by Perfect Game USA
- Named a 2017 Under Armour All-American at the conclusion of his prep career

### 2021 SEASON TOTALS

OPPONENT	ERA	W-L-S	G/GS	IP	H	R	ER	BB	SO	HR	NP
(3/10) Jacksonville St.	0.00	0-0-0	1/0	1.0	0	0	0	0	1	0	14
(3/27) Ole Miss	20.25	0-0-0	1/0	0.1	3	3	3	0	1	0	10
(4/4) Tennessee	10.80	0-0-0	1/0	2.0	1	1	1	3	1	0	40
(4/7) ULM	8.31	0-0-0	1/0	1.0	1	0	0	0	0	0	9
(4/13) Samford	7.11	0-0-0	1/0	2.0	4	1	1	0	2	0	36
<b>TOTALS</b>	<b>7.11</b>	<b>0-0-0</b>	<b>5/0</b>	<b>6.1</b>	<b>9</b>	<b>5</b>	<b>5</b>	<b>3</b>	<b>5</b>	<b>0</b>	<b>--</b>

### CAREER TOTALS (at Alabama)

YEAR	ERA	W-L	APP/GS	SV	IP	H	R	ER	BB	SO	B/AVG
2021	7.11	0-0	5/0	0	6.1	9	5	5	3	5	.375
<b>TOTALS</b>	<b>7.11</b>	<b>0-0</b>	<b>5/0</b>	<b>0</b>	<b>6.1</b>	<b>9</b>	<b>5</b>	<b>5</b>	<b>3</b>	<b>5</b>	<b>.375</b>

### SEC CAREER TOTALS (at Alabama)

YEAR	ERA	W-L	APP/GS	SV	IP	H	R	ER	BB	SO	B/AVG
2021	15.43	0-0	2/0	0	2.1	4	4	4	3	2	.444
<b>TOTALS</b>	<b>15.43</b>	<b>0-0</b>	<b>2/0</b>	<b>0</b>	<b>2.1</b>	<b>4</b>	<b>4</b>	<b>4</b>	<b>3</b>	<b>2</b>	<b>.444</b>

# PITCHING GAME-BY-GAME AND CAREER STATS

## #40 BROCK GUFFEY, LHP - SR.

- A left-handed technician out of the Crimson Tide bullpen
- Ranks second in relief appearances with eight so far
- Allowed one run on a hit and two walks with one strikeout vs. Tennessee on April 3
- Picked up his first save since 2018 with 1.1 innings of work that included a pair of punchouts against McNeese on Feb. 21
- Named to the NCBWA's Stopper of the Year Watch List to start the 2021 season

### 2021 SEASON TOTALS

OPPONENT	ERA	W-L-S	G/GS	IP	H	R	ER	BB	SO	HR	NP
(2/19) McNeese	0.00	0-0-0	1/0	1.0	1	0	0	0	2	0	16
(2/21) McNeese	0.00	0-0-1	1/0	1.1	1	0	0	0	2	0	22
(2/26) Wright State	0.00	0-0-0	1/0	2.2	3	0	0	2	5	0	67
(3/7) at Charleston	0.00	0-0-0	1/0	1.0	1	0	0	1	2	0	23
(3/9) South Alabama	4.26	0-0-0	1/0	0.1	2	3	3	2	0	0	20
(3/23) So. Miss	3.24	0-0-0	1/0	2.0	0	0	0	0	2	0	20
(3/26) Ole Miss-1	7.56	0-1-0	1/0	0.0	3	4	4	1	0	0	17
(4/3) Tennessee	7.71	0-0-0	1/0	1.0	1	1	1	2	1	0	26
<b>TOTALS</b>	<b>7.71</b>	<b>0-1-1</b>	<b>8/0</b>	<b>9.1</b>	<b>12</b>	<b>8</b>	<b>8</b>	<b>8</b>	<b>14</b>	<b>0</b>	<b>--</b>

### 2020 SEASON TOTALS

OPPONENT	ERA	W-L-S	G/GS	IP	H	R	ER	BB	SO	HR	NP
(2/15) Northeastern	0.00	0-0-0	1/0	1.0	0	0	0	0	0	0	6
(2/21) at UNLV-2	0.00	1-0-0	1/0	1.0	0	0	0	0	1	0	10
(2/25) UT-Martin	2.25	0-0-0	1/0	2.0	3	1	1	0	0	1	22
(3/1) Harvard	1.29	1-0-0	1/0	3.0	0	0	0	0	7	0	34
(3/6) Lipscomb	1.04	1-0-0	1/0	1.2	1	0	0	1	5	0	35
<b>TOTALS</b>	<b>1.04</b>	<b>3-0-0</b>	<b>5/0</b>	<b>8.2</b>	<b>4</b>	<b>1</b>	<b>1</b>	<b>1</b>	<b>13</b>	<b>1</b>	<b>--</b>

### 2019 SEASON TOTALS

OPPONENT	ERA	W-L-S	G/GS	IP	H	R	ER	BB	SO	HR	NP
(2/18) Jacksonville St.	4.50	0-0-0	1/0	2.0	2	1	1	0	1	0	32
(2/26) UNA	3.00	0-0-0	1/0	1.0	1	0	0	0	2	0	14
(3/16) at Ole Miss	2.45	0-0-0	1/0	0.2	0	0	0	0	1	0	9
(3/19) Maine	1.93	0-0-0	1/0	1.0	1	0	0	0	3	0	15
(3/23) Arkansas	1.23	0-0-0	1/0	2.2	2	0	0	0	2	0	42
(3/26) vs. Auburn	1.17	0-0-0	1/0	0.1	1	1	0	1	0	0	14
(3/31) at Florida	0.96	0-0-0	1/0	1.2	0	0	0	0	0	0	11
(4/6) South Carolina	0.93	0-0-0	1/0	0.1	0	0	0	0	0	0	5
(4/14) at Miss. St.	2.53	0-0-0	1/0	1.0	3	2	2	0	1	1	22
(4/19) Vanderbilt	2.19	0-0-0	1/0	1.2	1	0	0	0	3	0	21
(4/21) Vanderbilt	2.03	0-0-0	1/0	1.0	1	0	0	0	1	0	23
(4/26) LSU	2.45	0-0-0	1/0	1.1	2	1	1	0	3	0	20
(4/28) LSU	2.04	0-0-0	1/0	3.0	1	0	0	0	2	0	31
(5/4) at Auburn	2.00	0-0-0	1/0	0.1	0	0	0	0	0	0	5
(5/5) at Auburn	2.21	0-1-0	1/0	2.1	3	1	1	0	0	0	36
(5/10) Texas A&M	2.01	0-0-0	1/0	2.0	0	0	0	0	2	0	24
(5/12) Texas A&M	2.25	0-0-0	1/0	1.2	2	1	1	1	0	0	28
(5/16) at Georgia	2.22	0-0-0	1/0	0.1	1	0	0	0	1	0	5
(5/18) at Georgia	2.92	0-0-0	1/0	0.1	2	2	2	1	0	1	16
<b>TOTALS</b>	<b>2.92</b>	<b>0-1-0</b>	<b>19/0</b>	<b>24.2</b>	<b>23</b>	<b>9</b>	<b>8</b>	<b>4</b>	<b>21</b>	<b>2</b>	<b>--</b>

### 2018 SEASON TOTALS

OPPONENT	ERA	W-L-S	G/GS	IP	H	R	ER	BB	SO	HR	NP
(2/18) Valparaiso	0.00	0-0-1	1/0	1.2	0	0	0	0	3	0	23
(2/24) Wash. State	0.00	1-0-0	1/0	2.1	1	0	0	1	3	0	32
(3/3) at Oklahoma	2.70	0-0-0	1/0	2.2	4	2	2	1	2	1	57
(3/9) N.M. State-2	2.45	0-0-0	1/0	0.2	1	0	0	0	1	0	16
(3/13) Alabama A&M	2.16	0-0-0	1/0	1.0	0	0	0	0	1	0	15
(3/17) Georgia	1.93	0-0-0	1/0	1.0	1	0	0	0	0	0	14
(3/20) at UAB	2.53	0-0-0	1/0	1.1	3	1	1	0	0	0	27
(3/27) vs. Auburn	2.25	0-0-0	1/0	1.1	0	0	0	0	1	0	16
(3/30) Kentucky	2.03	0-0-0	1/0	1.1	0	0	0	0	0	0	19
(4/1) Kentucky	2.51	0-1-0	1/0	1.0	1	2	1	0	1	1	25
(4/7) at Missouri-2	2.45	0-0-0	1/0	0.1	0	0	0	0	1	0	3
(4/13) at Texas A&M	2.25	0-0-0	1/0	1.1	1	1	0	1	1	0	41
(4/17) Samford	2.65	0-0-0	1/0	1.0	2	2	1	0	1	0	18
(4/21) Auburn-2	2.41	0-0-0	1/0	1.2	2	0	0	2	1	0	42
(4/24) Troy	2.18	0-0-0	1/0	2.0	1	0	0	1	2	0	37
(4/28) at Arkansas	3.74	0-1-0	1/0	1.0	2	4	4	3	1	0	36
(5/5) Miss. State	3.75	0-0-0	1/0	2.1	4	1	1	0	1	1	31
(5/8) Jacksonville St.	4.21	0-0-0	1/0	1.2	2	2	2	1	3	0	36
(5/12) at LSU	4.05	0-0-0	1/0	1.0	1	0	0	0	0	0	18
(5/17) Ole Miss	3.77	0-0-0	1/0	2.0	1	0	0	0	1	0	24
(5/19) Ole Miss	3.64	0-0-0	1/0	1.0	1	0	0	0	0	0	15
<b>TOTALS</b>	<b>3.64</b>	<b>1-2-1</b>	<b>21/0</b>	<b>29.2</b>	<b>28</b>	<b>15</b>	<b>12</b>	<b>10</b>	<b>24</b>	<b>3</b>	<b>--</b>

### CAREER TOTALS

YEAR	ERA	W-L	APP/GS	SV	IP	H	R	ER	BB	SO	B/AVG
2018	3.64	1-2	21/0	1	29.2	28	15	12	10	24	.246
2019	2.92	0-1	19/0	0	24.2	23	9	8	4	21	.242
2020	1.04	3-0	5/0	0	8.2	4	1	1	1	13	.138
2021	7.71	0-1	8/0	1	9.1	12	8	8	8	14	.308
<b>TOTALS</b>	<b>3.61</b>	<b>4-4</b>	<b>53/0</b>	<b>2</b>	<b>72.1</b>	<b>67</b>	<b>33</b>	<b>29</b>	<b>23</b>	<b>72</b>	<b>.242</b>

### SEC CAREER TOTALS

YEAR	ERA	W-L	APP/GS	SV	IP	H	R	ER	BB	SO	B/AVG
2018	3.86	0-2	11/0	0	14.0	14	8	6	6	7	.255
2019	3.10	0-1	15/0	0	20.1	18	7	7	3	15	.234
2020	--	--	--	--	--	--	--	--	--	--	--
2021	45.00	0-1	2/0	0	1.0	4	5	5	3	1	.667
<b>TOTALS</b>	<b>4.58</b>	<b>0-4</b>	<b>28/0</b>	<b>0</b>	<b>35.1</b>	<b>36</b>	<b>20</b>	<b>18</b>	<b>12</b>	<b>23</b>	<b>.261</b>

## #42 DAVIS HELLER, INF/RHP - SO.

- Spent the pandemic-shortened season at South Mountain Community College in Phoenix, Ariz.
- Played in 15 games for the Cougars
- Batted .531 with seven doubles while adding 15 RBI and 11 runs scored
- Earned NJCAA Academic All-America recognition at season's end
- Attended Mesquite High School in Gilbert, Ariz.
- Tabbed the No. 3 overall prospect and No. 2 right-handed pitcher in Arizona by Perfect Game USA
- Rated as the No. 4 player and right-handed pitcher in his home state by Prep Baseball Report
- Finished his prep career at 19-4 with a 2.20 ERA and 163 strikeouts across 127.0 innings of work
- Went a perfect 10-0 in his first season of high school ball
- Originally committed to Oklahoma before attending South Mountain C.C.

### 2021 SEASON TOTALS

OPPONENT	ERA	W-L-S	G/GS	IP	H	R	ER	BB	SO	HR	NP
(DATE) Opponent	--	--	--	--	--	--	--	--	--	--	--
<b>TOTALS</b>	<b>--</b>	<b>--</b>	<b>--</b>	<b>--</b>	<b>--</b>	<b>--</b>	<b>--</b>	<b>--</b>	<b>--</b>	<b>--</b>	<b>--</b>

### CAREER TOTALS (at Alabama)

YEAR	ERA	W-L	APP/GS	SV	IP	H	R	ER	BB	SO	B/AVG
2021	--	--	--	--	--	--	--	--	--	--	--
<b>TOTALS</b>	<b>--</b>	<b>--</b>	<b>--</b>	<b>--</b>	<b>--</b>	<b>--</b>	<b>--</b>	<b>--</b>	<b>--</b>	<b>--</b>	<b>--</b>

### SEC CAREER TOTALS (at Alabama)

YEAR	ERA	W-L	APP/GS	SV	IP	H	R	ER	BB	SO	B/AVG
2021	--	--	--	--	--	--	--	--	--	--	--
<b>TOTALS</b>	<b>--</b>	<b>--</b>	<b>--</b>	<b>--</b>	<b>--</b>	<b>--</b>	<b>--</b>	<b>--</b>	<b>--</b>	<b>--</b>	<b>--</b>

## #48 LANDON GREEN, RHP - R-SO.

- Ranks second in the Tide bullpen with 23 strikeouts
- Totaled 10 relief appearances to rank second among UA relievers
- Owns a 2-0 record with one save across his 10 outings
- Earned his first career save with 3.0 scoreless IP that included three Ks at Texas A&M on April 10
- Kept UA in striking distance against Tennessee on April 4, tossing 1.0 scoreless inning with a K
- Contributed 2.0 scoreless frames that featured a walk and three Ks against Tennessee on April 2
- Allowed two runs on two hits and a walk with four Ks across 2.0 IP vs. Ole Miss on March 26
- Entered for 1.0 inning at Arkansas on March 21, allowing two runs on two hits and three walks
- Earned his second win in as many outings, tossing 1.1 scoreless innings with three punchouts in game two of the doubleheader with Wright State on Feb. 27
- Picked up his first career win, giving up one run on a hit and two walks while striking out three across 2.2 frames at Jacksonville State on Feb. 23
- Was electric in his first outing of 2021, tossing 2.0 innings and striking out four against McNeese on Feb. 20

### 2021 SEASON TOTALS

OPPONENT	ERA	W-L-S	G/GS	IP	H	R	ER	BB	SO	HR	NP
(2/20) McNeese	0.00	0-0-0	1/0	2.0	0	0	0	0	4	0	22
(2/23) at JSU	1.93	1-0-0	1/0	2.2	1	1	1	2	3	1	40
(2/27) Wright State-2	1.50	1-0-0	1/0	1.1	1	0	0	0	3	0	23
(3/6) at Charleston	1.29	0-0-0	1/0	1.0	1	0	0	0	1	0	15
(3/14) Stetson	1.12	0-0-0	1/0	1.0	0	0	0	0	1	0	8
(3/21) at Arkansas	3.00	0-0-0	1/0	1.0	2	2	2	3	0	0	36
(3/26) Ole Miss-1	4.09	0-0-0	1/0	2.0	2	2	2	1	4	1	34
(4/2) Tennessee	3.46	0-0-0	1/0	2.0	0	0	0	1	3	0	26
(4/4) Tennessee	3.21	0-0-0	1/0	1.0	0	0	0	0	1	0	12
(4/10) at Texas A&M	2.65	0-0-1	1/0	3.0	1	0	0	2	3	0	45
<b>TOTALS</b>	<b>2.65</b>	<b>2-</b>									

# 2021 PLAYER BIOS

## #1 JACKSON TATE, OF - SR.

**LAST GAME (Samford):** 1 G/1 GS - .500 (2-4), HR, 4 RBI, 2 R, BB  
**LAST 10 GAMES:** 4 G/3 GS - .333 (3-9), HR, 5 RBI, 3 R, BB  
**CURRENT STREAK:** N/A

- Started in left and finished 2-for-4 with a HR, two runs, a BB and a team-high four RBI vs. Samford
- Got the start in Saturday's matchup with Tennessee, making a run-saving diving catch in center
- Started in two games vs. Ole Miss, batting .500 (2-4) with a double, RBI and two runs scored
- Played in all three games with one start at Arkansas, finishing with a home run, RBI and one run
- Started all three games at College of Charleston, batting .500 (6-12) with a double, two RBI, a run, one walk and a hit-by-pitch
- Played in 14 games with six starts during his first season with the Crimson Tide

### CAREER TOTALS (at Alabama)

YEAR	GP-GS	AVG	AB	R	H	2B	3B	HR	RBI	BB	SO	SB-A
2020	14-6	.286	35	8	10	2	1	2	9	3	10	0-0
2021	16-10	.333	36	8	12	2	0	2	8	2	14	0-0
<b>TOTALS</b>	<b>30-16</b>	<b>.310</b>	<b>71</b>	<b>16</b>	<b>22</b>	<b>4</b>	<b>1</b>	<b>4</b>	<b>17</b>	<b>5</b>	<b>24</b>	<b>0-0</b>

### CAREER SEC TOTALS (at Alabama)

YEAR	GP-GS	AVG	AB	R	H	2B	3B	HR	RBI	BB	SO	SB-A
2020	--	--	--	--	--	--	--	--	--	--	--	--
2021	6-3	.273	11	3	3	1	0	1	2	0	4	0-0
<b>TOTALS</b>	<b>6-3</b>	<b>.273</b>	<b>11</b>	<b>3</b>	<b>3</b>	<b>1</b>	<b>0</b>	<b>1</b>	<b>2</b>	<b>0</b>	<b>4</b>	<b>0-0</b>

### 2021 SEASON HIGHS

Hits	2	4x, last vs. Samford (4/13)	2	6x, last vs. Samford (4/13/21)
Doubles	1	2x, last vs. Ole Miss - GM 1 (3/26)	1	4x, last vs. Ole Miss - GM 1 (3/26/21)
Triples	N/A		1	vs. MTSU (2/26/20)
Home Runs	1	2x, last vs. Samford (4/13)	1	4x, last vs. Samford (4/13/21)
RBI	4	vs. Samford (4/13)	4	vs. Samford (4/13/21)
Runs	2	vs. Samford (4/13)	2	3x, last vs. Samford (4/13/21)
Walks	1	2x, last vs. Samford (4/13)	1	5x, last vs. Samford (4/13/21)
Stolen Bases	N/A		N/A	

### CAREER HIGHS (at Alabama)

## #7 CADEN ROSE, INF/OF - FR.

**LAST GAME (Samford):** 1 G/0 GS - .667 (2-3), 2B, HR, 4 RBI, 2 R  
**LAST 10 GAMES:** 9 G/3 GS - .154 (2-13), 2B, HR, 4 RBI, 5 R, BB, HBP  
**CURRENT STREAK:** N/A

- Seen time in 29 games with 18 starts - all in the outfield
- Entered as a pinch-hitter vs. Samford, finishing 2-for-3 with a double, homer, four RBI and two runs
- Played in all three games at Texas A&M, starting two, and contributing a run while drawing a BB
- Came off the bench in all three games with Tennessee, recording one run
- Started two games in center vs. Ole Miss, recording one hit and a run scored for the series
- Led all Tide hitters at Arkansas with a .375 (3-8) weekend that included a double, one home run, an RBI, two walks and a hit-by-pitch
- Played in all three games, starting two, at College of Charleston and recorded his first career home run to go with two RBI and a pair of runs scored
- Started two games in center on Opening Weekend, finishing with a single, an RBI, one walk and a hit-by-pitch against McNeese
- Attended Bob Jones High School in Madison
- The top-ranked shortstop and third-rated player in Alabama by Prep Baseball Report
- Perfect Game USA's No. 3 shortstop and 15th overall prospect in the state
- A two-sport athlete who also excelled on the football field for the Patriots
- Selected as a first team all-state honoree in his final season making him the first male athlete in BJHS history to be named first team all-state in two different sports

### CAREER TOTALS

YEAR	GP-GS	AVG	AB	R	H	2B	3B	HR	RBI	BB	SO	SB-A
2021	29-18	.179	67	12	12	3	0	3	13	6	23	2-3
<b>TOTALS</b>	<b>29-18</b>	<b>.179</b>	<b>67</b>	<b>12</b>	<b>12</b>	<b>3</b>	<b>0</b>	<b>3</b>	<b>13</b>	<b>6</b>	<b>23</b>	<b>2-3</b>

### CAREER SEC TOTALS

YEAR	GP-GS	AVG	AB	R	H	2B	3B	HR	RBI	BB	SO	SB-A
2021	11-7	.182	22	5	4	1	0	1	1	3	12	0-0
<b>TOTALS</b>	<b>11-7</b>	<b>.182</b>	<b>22</b>	<b>5</b>	<b>4</b>	<b>1</b>	<b>0</b>	<b>1</b>	<b>1</b>	<b>3</b>	<b>12</b>	<b>0-0</b>

### 2021 SEASON HIGHS

Hits	2	3x, last vs. Samford (4/13)	2	3x, last vs. Samford (4/13/21)
Doubles	1	3x, last vs. Samford (4/13)	1	3x, last vs. Samford (4/13/21)
Triples	N/A		N/A	
Home Runs	1	3x, last vs. Samford (4/13)	1	3x, last vs. Samford (4/13/21)
RBI	4	vs. Samford (4/13)	4	vs. Samford (4/13/21)
Runs	2	2x, last vs. Samford (4/13)	2	2x, last vs. Samford (4/13/21)
Walks	1	6x, last at Texas A&M (4/9)	1	6x, last at Texas A&M (4/9/21)
Stolen Bases	2	vs. Stetson (3/14)	2	vs. Stetson (3/14/21)

### CAREER HIGHS

## #8 PEYTON WILSON, UTL - SO.

**LAST GAME (Samford):** 1 G/1 GS - .200 (1-5), 2B, RBI, R, BB  
**LAST 10 GAMES:** 10 G/10 GS - .435 (20-46), 4 2B, 2 HR, 6 RBI, 10 R, 3 BB, HBP, 5-6 SB  
**CURRENT STREAK:** 12 G hitting - .429 (24-56), 4 2B, 3B, 3 HR, 9 RBI, 12 R, 3 BB, HBP, 5-6 SB (dates back to March 23)  
**CURRENT STREAK (SEC):** 9 G hitting - .488 (20-41), 3 2B, 3 HR, 8 RBI, 9 R, 2 BB, HBP, 5-6 SB (dates back to March 26)

- Recorded 48 hits to lead the SEC and rank fifth nationally
- Totalled 80 bases to rank second in the conference and 21st in the country in that category
- Stolen nine bases to tie for sixth in the SEC
- Tied for 12th in the conference for home runs with eight
- Four of his eight home runs have come to lead off the game
- Ranks 13th in the league in runs scored at 31
- Maintains a .345 average to rank second on UA and 14th in the league
- UA's leader in hits, runs, stolen bases and slugging percentage (.576)
- Totalled a team-high 15 multi-hit efforts, including seven in his 12 games of SEC action
- Finished 1-for-5 with a double, RBI, run and a walk against Samford on Tuesday
- Posted an impressive weekend in College Station, batting .583 (7-12) with a double, two RBI, five runs, two walks, a hit-by-pitch and two stolen bases in as many attempts against Texas A&M
- Recorded four hits, including a home run, to go with two RBI and a run scored against Tennessee
- Led UA in nearly every offensive category vs. Ole Miss, batting .643 (9-14) with a pair of doubles, two home runs, four RBI, three runs scored and three stolen bases in as many attempts
- Finished with a double, two RBI, one run and a walk at Arkansas on SEC Opening Weekend
- Put together a five-game hitting streak from Feb. 26-March 5, batting .350 (7-20) with three home runs, six RBI, six runs scored, three walks and a pair of stolen bases during that stretch
- Younger brother of Ross and John Parker Wilson

### CAREER TOTALS

YEAR	GP-GS	AVG	AB	R	H	2B	3B	HR	RBI	BB	SO	SB-A
2020	12-7	.333	30	12	10	3	0	0	8	4	6	1-2
2021	32-32	.345	139	31	48	6	1	8	22	16	22	9-10
<b>TOTALS</b>	<b>44-39</b>	<b>.343</b>	<b>169</b>	<b>43</b>	<b>58</b>	<b>9</b>	<b>1</b>	<b>8</b>	<b>30</b>	<b>20</b>	<b>28</b>	<b>10-12</b>

### CAREER SEC TOTALS

YEAR	GP-GS	AVG	AB	R	H	2B	3B	HR	RBI	BB	SO	SB-A
2020	--	--	--	--	--	--	--	--	--	--	--	--
2021	12-12	.434	53	10	23	4	0	3	10	3	14	5-6
<b>TOTALS</b>	<b>12-12</b>	<b>.434</b>	<b>53</b>	<b>10</b>	<b>23</b>	<b>4</b>	<b>0</b>	<b>3</b>	<b>10</b>	<b>3</b>	<b>14</b>	<b>5-6</b>

### 2021 SEASON HIGHS

Hits	4	2x, last at Texas A&M (4/9)	4	3x, last at Texas A&M (4/9/21)
Doubles	2	vs. Ole Miss - GM 2 (3/26)	2	2x, last vs. Ole Miss - GM 2 (3/26/21)
Triples	1	vs. Southern Miss (3/23)	1	vs. Southern Miss (3/23/21)
Home Runs	1	8x, last vs. Tennessee (4/4)	1	8x, last vs. Tennessee (4/4/21)
RBI	3	vs. Ole Miss - GM 1 (3/26)	3	vs. Ole Miss - GM 1 (3/26/21)
Runs	3	2x, last vs. Troy (3/3)	4	vs. MTSU (2/26/20)
Walks	2	2x, last vs. Jacksonville St. (3/10)	2	2x, last vs. Jacksonville State (3/10/21)
Stolen Bases	2	vs. Ole Miss - GM 2 (3/26)	2	vs. Ole Miss - GM 2 (3/26/21)

## #10 JIM JARVIS, INF - SO.

**LAST GAME (Samford):** DNP  
**LAST 10 GAMES:** 9 G/9 GS - .100 (3-30), 2B, RBI, 4 R, 2 BB, 2 HBP  
**CURRENT STREAK:** N/A

- The Crimson Tide's everyday shortstop
- Recorded one double to go with three runs, a walk and a hit-by-pitch at Texas A&M
- Started all three games against Tennessee
- Collected two hits to go with an RBI, two runs, a walk and a hit-by-pitch at Arkansas
- Led UA with a .500 (4-8) weekend vs. Stetson that included an RBI, one run, three BBs and a HBP
- Reached base safely in 18 straight games from Feb. 21-March 21
- Recorded a nine-game hitting streak from Feb. 24-March 9, batting .407 (11-27) with a double, triple, three RBI, six runs, four walks, two hit-by-pitch and one stolen base across that stretch
- Played in 17 games with 15 starts in his first season in Tuscaloosa

### CAREER TOTALS

YEAR	GP-GS	AVG	AB	R	H	2B	3B	HR	RBI	BB	SO	SB-A
2020	17-15	.267	45	8	12	2	0	0	8	8	7	4-5
2021	31-30	.221	95	16	21	2	1	0	7	15	9	2-2
<b>TOTALS</b>	<b>48-45</b>	<b>.236</b>	<b>140</b>	<b>24</b>	<b>33</b>	<b>4</b>	<b>1</b>	<b>0</b>	<b>15</b>	<b>23</b>	<b>16</b>	<b>6-7</b>

### CAREER SEC TOTALS

YEAR	GP-GS	AVG	AB	R	H	2B	3B	HR	RBI	BB	SO	SB-A
2020	--	--	--	--	--	--	--	--	--	--	--	--
2021	12-12	.075	40	5	3	1	0	0	2	3	5	0-0
<b>TOTALS</b>	<b>12-12</b>	<b>.075</b>	<b>40</b>	<b>5</b>	<b>3</b>	<b>1</b>	<b>0</b>	<b>0</b>	<b>2</b>	<b>3</b>	<b>5</b>	<b>0-0</b>

### 2021 SEASON HIGHS

Hits	2	3x, last vs. ULM (4/7)	3	vs. South Alabama (3/3/20)
Doubles	1	2x, last at Texas A&M (4/9)	1	4x, last at Texas A&M (4/9/21)
Triples	1	vs. South Alabama (3/9)	1	vs. South Alabama (3/9/21)
Home Runs	N/A		N/A	
RBI	1	6x, last vs. Southern Miss (3/23)	2	vs. MTSU (2/26/20)
Runs	2	2x, last vs. Jacksonville St. (3/10)	2	3x, last vs. Jacksonville State (3/10/21)
Walks	3	vs. Jacksonville State (3/10)	3	vs. Jacksonville State (3/10/21)
Stolen Bases	1	2x, last at Col. of Charleston (3/6)	1	5x, last at Col. of Charleston (3/6/21)

# 2021 PLAYER BIOS

## #11 WILLIAM HAMITER, OF/INF - SO.

**LAST GAME (Samford):** 1 G/1 GS - .500 (1-2), 2B, RBI, R, 2 BB  
**LAST 10 GAMES:** 8 G/8 GS - .367 (11-30), 3 2B, HR, 3 RBI, 8 R, 5 BB, HBP  
**CURRENT STREAK:** N/A

- Ranks 15th in the SEC and third on UA in batting average at .343
- Tied for the team lead in doubles (8) and is third on UA in hits (35)
- Reached base safely in the first 14 games and has reached in 25 of 27 contests overall
- Finished 1-for-2 with a double, RBI, run and two walks against Samford on Tuesday
- Totaled two hits to go with two runs and a pair of walks in his three starts at Texas A&M
- Returned from a five-game hiatus to put together a huge weekend against Tennessee, batting a team-high .538 (7-13) with two doubles, a home run, an RBI, five runs and a hit-by-pitch
- Started the first two games at Arkansas before an injury held him out on Sunday, recording an RBI, one run and a pair of walks in Fayetteville
- Helped UA walk it off in game one of the doubleheader against the Raiders with an RBI-single in the bottom of the 11th
- Totaled a five-game hitting streak in SEC action from April 2-10, going 9-for-21 (.429) with two doubles, a homer, one RBI, six runs scored, a walk and one hit-by-pitch during the streak
- Recorded a six-game hitting streak from April 2-10, batting .417 (10-24) with two doubles, a home run, two RBI, six runs, two walks and a hit-by-pitch across that stretch
- Put together a six-game hitting streak from Feb. 27-March 10, batting .423 (11-26) with two doubles, seven RBI and five runs scored during that time
- Saw time in three games in his first year with the Crimson Tide

### CAREER TOTALS

YEAR	GP-GS	AVG	AB	R	H	2B	3B	HR	RBI	BB	SO	SB-A
2020	3-0	.333	3	0	1	0	0	0	0	0	0	0-0
2021	27-27	.343	102	21	35	8	0	1	21	14	17	0-1
<b>TOTALS</b>	<b>30-27</b>	<b>.343</b>	<b>105</b>	<b>21</b>	<b>36</b>	<b>8</b>	<b>0</b>	<b>1</b>	<b>21</b>	<b>14</b>	<b>17</b>	<b>0-1</b>

### CAREER SEC TOTALS

YEAR	GP-GS	AVG	AB	R	H	2B	3B	HR	RBI	BB	SO	SB-A
2020	--	--	--	--	--	--	--	--	--	--	--	--
2021	8-8	.290	31	8	9	2	0	1	2	4	6	0-0
<b>TOTALS</b>	<b>8-8</b>	<b>.290</b>	<b>31</b>	<b>8</b>	<b>9</b>	<b>2</b>	<b>0</b>	<b>1</b>	<b>2</b>	<b>4</b>	<b>6</b>	<b>0-0</b>

### 2021 SEASON HIGHS

Hits	3	5x, last vs. Tennessee (4/4)	3	5x, last vs. Tennessee (4/4/21)								
Doubles	2	vs. Wright State (2/26)	2	vs. Wright State (2/26/21)								
Triples	N/A		N/A									
Home Runs	1	vs. Tennessee (4/3)	1	vs. Tennessee (4/3/21)								
RBI	3	vs. Wright State - GM 1 (2/27)	3	vs. Wright State - GM 1 (2/27/21)								
Runs	3	vs. Wright State (2/26)	3	vs. Wright State (2/26/21)								
Walks	2	3x, last vs. Samford (4/13)	2	3x, last vs. Samford (4/13/21)								
Stolen Bases	N/A		N/A									

## #12 JOHNNY HAWK, C - R-SR.

**LAST GAME (Samford):** 1 G/0 GS - 1.000 (1-1), R, BB  
**LAST 10 GAMES:** 2 G/0 GS - .500 (1-2), R, BB  
**CURRENT STREAK:** N/A

- Entered as a pinch-hitter and finished out the game vs. Samford, going 1-for-1 with a run and a BB
- Appeared in one game against Ole Miss
- Saw time in the series opener at Arkansas, finishing 0-for-1 in his at-bat
- Got the start against Jacksonville State on March 10, recording a walk and a run scored
- Made his first appearance of the 2021 season with a start at catcher against UT-Martin
- Suffered a season-ending injury prior to the start of the 2020 season and did not participate
- Appeared in 25 games with 13 starts in his first season in Tuscaloosa

### CAREER TOTALS (at Alabama)

YEAR	GP-GS	AVG	AB	R	H	2B	3B	HR	RBI	BB	SO	SB-A
2019	25-13	.224	49	12	11	2	0	3	9	12	15	0-0
2020	DID NOT PLAY DUE TO INJURY											
2021	8-3	.143	14	2	2	0	0	0	0	2	6	0-0
<b>TOTALS</b>	<b>33-16</b>	<b>.206</b>	<b>63</b>	<b>14</b>	<b>13</b>	<b>2</b>	<b>0</b>	<b>3</b>	<b>9</b>	<b>14</b>	<b>21</b>	<b>0-0</b>

### CAREER SEC TOTALS (at Alabama)

YEAR	GP-GS	AVG	AB	R	H	2B	3B	HR	RBI	BB	SO	SB-A
2019	12-6	.238	21	2	5	1	0	1	2	3	6	0-0
2020	DID NOT PLAY DUE TO INJURY											
2021	2-0	.000	2	0	0	0	0	0	0	0	1	0-0
<b>TOTALS</b>	<b>14-6</b>	<b>.217</b>	<b>23</b>	<b>2</b>	<b>5</b>	<b>1</b>	<b>0</b>	<b>1</b>	<b>2</b>	<b>3</b>	<b>7</b>	<b>0-0</b>

### 2021 SEASON HIGHS

Hits	1	2x, last vs. Samford (4/13)	2	2x, last at Mississippi State (4/14/19)								
Doubles	N/A		1	2x, last vs. Arkansas (3/22/19)								
Triples	N/A		N/A									
Home Runs	N/A		1	3x, last at Mississippi State (4/14/19)								
RBI	N/A		2	3x, last at Samford (4/9/19)								
Runs	1	2x, last vs. Samford (4/13)	2	3x, last at Samford (4/9/19)								
Walks	1	2x, last vs. Samford (4/13)	2	4x, last at Samford (4/9/19)								
Stolen Bases	N/A		N/A									

## #13 BRYCE EBLIN, INF - FR.

**LAST GAME (Samford):** 1 G/1 GS - .500 (1-2), 2B, RBI, 4 R, 4 BB  
**LAST 10 GAMES:** 1 G/1 GS - .500 (1-2), 2B, RBI, 4 R, 4 BB  
**CURRENT STREAK:** N/A

- Started at short vs. Samford, batting 1-for-2 with a double, RBI, four runs and four walks
- Saw time as a defensive replacement while also pitching his first inning as a member of the Tide in the series with Ole Miss
- Came off the bench in Friday's series opener at Arkansas and went 0-for-1 at the plate
- Played in two games at College of Charleston, batting .400 (2-5) with a double and an RBI
- Got the start at shortstop in Saturday's matchup with McNeese, drawing one walk
- Attended Center Grove High School in Greenwood, Ind.
- The top-rated player in Indiana and No. 36 shortstop nationally according to Prep Baseball Report
- No. 1 shortstop prospect and the No. 5 overall player in the state of Indiana by Perfect Game USA

### CAREER TOTALS

YEAR	GP-GS	AVG	AB	R	H	2B	3B	HR	RBI	BB	SO	SB-A
2021	8-4	.188	16	4	3	2	0	0	2	5	6	0-0
<b>TOTALS</b>	<b>8-4</b>	<b>.188</b>	<b>16</b>	<b>4</b>	<b>3</b>	<b>2</b>	<b>0</b>	<b>0</b>	<b>2</b>	<b>5</b>	<b>6</b>	<b>0-0</b>

### CAREER SEC TOTALS

YEAR	GP-GS	AVG	AB	R	H	2B	3B	HR	RBI	BB	SO	SB-A
2021	2-0	.000	2	0	0	0	0	0	0	0	1	0-0
<b>TOTALS</b>	<b>2-0</b>	<b>.000</b>	<b>2</b>	<b>0</b>	<b>0</b>	<b>0</b>	<b>0</b>	<b>0</b>	<b>0</b>	<b>0</b>	<b>1</b>	<b>0-0</b>

### 2021 SEASON HIGHS

Hits	2	at College of Charleston (3/7)	2	at College of Charleston (3/7/21)								
Doubles	1	2x, last vs. Samford (4/13)	1	2x, last vs. Samford (4/13/21)								
Triples	N/A		N/A									
Home Runs	N/A		N/A									
RBI	1	2x, last vs. Samford (4/13)	1	2x, last vs. Samford (4/13/21)								
Runs	4	vs. Samford (4/13)	4	vs. Samford (4/13/21)								
Walks	4	vs. Samford (4/13)	4	vs. Samford (4/13/21)								
Stolen Bases	N/A		N/A									

### CAREER HIGHS

## #16 OWEN DIODATI, OF - SO.

**LAST GAME (Samford):** 1 G/1 GS - .333 (1-3), R, BB  
**LAST 10 GAMES:** 10 G/9 GS - .273 (9-33), 2 HR, 6 RBI, 5 R, 3 BB, HBP, 1-1 SB  
**CURRENT STREAK:** N/A

- Tied for 12th in the SEC and the UA team lead in home runs with eight
- Totaled 26 RBI to tie for the team-high mark in that category
- Totalled three grand slams so far this season to tie for the second-most in a single season in UA records (since 1983)
- Recorded a grand slam in back-to-back games against College of Charleston on March 7 and then against South Alabama on March 9, the first player in UA history to accomplish the feat
- Finished 1-for-3 with a run and a walk against Samford on Tuesday
- Batted .455 (5-11) with four RBI, three runs, a walk, one hit-by-pitch and a stolen base to go with the game-winning home run in Sunday's series finale at Texas A&M
- Played in three games with two starts vs. Tennessee, recording a home run, RBI, one run and a BB
- Contributed two RBI and a run scored vs. Ole Miss to go with his two hits, one of which was a HR
- Homered as part of his two hits at Arkansas while adding a team-high four RBI, 3 runs and a walk
- Walked it off for the Tide with a grand slam against USA on March 9, part of his 2-for-5 effort that included a double, four RBI and two runs scored
- Hammered his second grand slam of the season as part of his two hits at College of Charleston while also adding four RBI, three runs and four walks on the weekend
- Put together a solid effort against McNeese, batting .300 (3-10) with two home runs - one of which was a grand slam - and adding six RBI, four runs and a pair of hit-by-pitch
- Recorded an eight-game hitting streak from March 8, 2020 through Feb. 26, 2021, batting .357 (10-28) with a double, one triple, three home runs, 11 RBI, nine runs scored, six walks, three HBP and one stolen base in as many attempts across that stretch
- Selected as an NCBWA Preseason Third Team All-American
- Also tabbed to the Preseason All-SEC Second Team by the league coaches
- Earned Freshman All-America honors from Collegiate Baseball News in 2020

### CAREER TOTALS

YEAR	GP-GS	AVG	AB	R	H	2B	3B	HR	RBI	BB	SO	SB-A
2020	17-14	.309	55	13	17	3	1	5	22	13	13	1-1
2021	32-31	.257	109	24	28	1	1	8	26	16	34	1-2
<b>TOTALS</b>	<b>49-45</b>	<b>.274</b>	<b>164</b>	<b>37</b>	<b>45</b>	<b>4</b>	<b>2</b>	<b>13</b>	<b>48</b>	<b>29</b>	<b>47</b>	<b>2-3</b>

### CAREER SEC TOTALS

YEAR	GP-GS	AVG	AB	R	H	2B	3B	HR	RBI	BB	SO	SB-A
2020	--	--	--	--	--	--	--	--	--	--	--	--
2021	12-11	.262	42	8	11	0	0	4	11	3	14	1-1
<b>TOTALS</b>	<b>12-11</b>	<b>.262</b>	<b>42</b>	<b>8</b>	<b>11</b>	<b>0</b>	<b>0</b>	<b>4</b>	<b>11</b>	<b>3</b>	<b>14</b>	<b>1-1</b>

### 2021 SEASON HIGHS

Hits	3	at Texas A&M (4/9)	3	2x, last vs. Texas A&M (4/9/20)								
Doubles	1	vs. South Alabama (3/9)	1	4x, last vs. South Alabama (3/9/21)								
Triples	1	vs. UT-Martin (2/24)	1	2x, last vs. UT-Martin (2/24/21)								
Home Runs	1	8x, last at Texas A&M (4/11)	2	vs. Northeastern (2/14/20)								
RBI	4	4x, last at Arkansas (3/19)	4	4x, last at Arkansas (3/19/21)								
Runs	3	at Arkansas (3/19)	4	vs. Northeastern (2/14/20)								
Walks	3	at College of Charleston (3/5)	5	vs. Harvard (2/28/20)								
Stolen Bases	1	at Texas A&M (4/9)	1	2x, last at Texas A&M (4/9/20)								



# 2021 PLAYER BIOS

## #18 DREW WILLIAMSON, INF - JR.

**LAST GAME (Samford):** 1 G/1 GS - .333 (1-3), 2B, 2 R, BB  
**LAST 10 GAMES:** 10 G/10 GS - .222 (8-36), 4 2B, HR, 5 RBI, 4 R, 3 BB, HBP, 1-1 SB  
**CURRENT STREAK:** N/A

- Alabama's everyday first baseman
- Tied for the team lead in doubles with eight
- Finished 1-for-3 with a double, two runs and a walk against Samford on Tuesday
- Recorded one hit and an RBI at Texas A&M
- Batted .333 (4-12) with a 2B, HR, four RBI, two runs, a hit-by-pitch and stolen base vs. Tennessee
- Drew three walks while adding a double, home run, RBI and one run scored vs. Ole Miss
- Posted a pair of doubles with two RBI, a pair of runs scored and two walks at Arkansas
- Started 16 games in 2020 - all at first base

### CAREER TOTALS

YEAR	GP-GS	AVG	AB	R	H	2B	3B	HR	RBI	BB	SO	SB-A
2019	54-53	.290	176	27	51	8	1	2	21	40	50	4-5
2020	16-16	.340	50	14	17	2	1	1	6	18	11	5-5
2021	32-32	.220	118	22	26	8	0	3	17	16	29	2-2
<b>TOTALS</b>	<b>102-101</b>	<b>.273</b>	<b>344</b>	<b>63</b>	<b>94</b>	<b>18</b>	<b>2</b>	<b>6</b>	<b>44</b>	<b>74</b>	<b>90</b>	<b>11-12</b>

### CAREER SEC TOTALS

YEAR	GP-GS	AVG	AB	R	H	2B	3B	HR	RBI	BB	SO	SB-A
2019	30-30	.238	105	9	25	5	0	1	10	18	35	1-1
2020	--	--	--	--	--	--	--	--	--	--	--	--
2021	12-12	.214	42	5	9	4	0	2	8	5	11	1-1
<b>TOTALS</b>	<b>42-42</b>	<b>.231</b>	<b>147</b>	<b>14</b>	<b>34</b>	<b>9</b>	<b>0</b>	<b>3</b>	<b>18</b>	<b>23</b>	<b>46</b>	<b>2-2</b>

### 2021 SEASON HIGHS

2021 SEASON HIGHS		CAREER HIGHS	
Hits	3 vs. McNeese (2/19)	4	vs. Auburn (3/26/19)
Doubles	2 at Arkansas (3/19)	2	at Arkansas (3/19/21)
Triples	N/A	1	2x, last vs. Northeastern (2/14/20)
Home Runs	1 3x, last vs. Tennessee (4/2)	1	6x, last vs. Tennessee (4/2/21)
RBI	3 2x, last vs. Tennessee (4/2)	3	2x, last vs. McNeese (2/19/21)
Runs	2 5x, last vs. Samford (4/13)	3	at Samford (4/9/19)
Walks	2 2x, last at Col. of Charleston (3/7)	4	at UAB (3/10/20)
Stolen Bases	1 2x, last vs. Tennessee (4/4)	2	2x, last vs. Lipscomb (3/7/20)

## #19 SAM PRAYTOR, C - R-JR.

**LAST GAME (Samford):** 1 G/1 GS - .500 (1-2), HR, 2 RBI, R, BB, HBP  
**LAST 10 GAMES:** 10 G/10 GS - .306 (11-36), 2 2B, 3 HR, 10 RBI, 7 R, 7 BB, HBP  
**CURRENT STREAK:** N/A

- The Crimson Tide's starting catcher
- UA's leader in RBI (27) and walks (19)
- Tied for the team-high total for home runs with eight, a number that is 12th in the SEC
- Went 1-for-2 with a home run, two RBI, a run, one walk and a hit-by-pitch
- Recorded a double, three RBI, a pair of runs and one walk at Texas A&M
- Put together his best weekend to date, batting .500 (6-12) with a double, two home runs, four RBI, four runs scored and two walks against Tennessee
- Totalled three hits, including a home run, to go with two RBI, a run and one walk against Ole Miss
- Homered and added two RBI, a run and one walk at Arkansas
- Notched a six-game hitting streak in SEC play from March 27-April 10, hitting at a .375 (9-24) clip with two doubles, two homers, seven RBI, five runs and three walks against league opponents
- Recorded a seven-game hitting streak from March 27-April 10, batting .370 (10-27) with two doubles, two home runs, seven RBI, five runs and five walks during the streak
- Posted a career-long and UA season-long 11-game hitting streak from Feb. 23-March 10, batting .293 (12-41) with four 2B, two HRs, 11 RBI, eight runs, eight BB and two HBP over that stretch
- Reached base safely in 12 straight games from Feb. 21-March 10
- Named to the Buster Posey Award Preseason Watch List
- Selected as a Preseason Third Team All-American by Collegiate Baseball News entering 2021
- Saw time in 16 games, splitting duties between catcher and designated hitter in 2020

### CAREER TOTALS

YEAR	GP-GS	AVG	AB	R	H	2B	3B	HR	RBI	BB	SO	SB-A
2018	46-43	.279	147	23	41	6	0	3	16	25	28	1-1
2019	6-5	.222	18	6	4	0	0	2	3	2	4	0-0
2020	16-16	.350	60	14	21	1	0	6	18	7	10	0-0
2021	32-32	.248	121	23	30	6	0	8	27	19	26	1-2
<b>TOTALS</b>	<b>100-96</b>	<b>.277</b>	<b>346</b>	<b>66</b>	<b>96</b>	<b>13</b>	<b>0</b>	<b>19</b>	<b>64</b>	<b>53</b>	<b>68</b>	<b>2-3</b>

### CAREER SEC TOTALS

YEAR	GP-GS	AVG	AB	R	H	2B	3B	HR	RBI	BB	SO	SB-A
2018	28-27	.278	90	14	25	3	0	2	7	21	15	1-1
2019	--	--	--	--	--	--	--	--	--	--	--	--
2020	--	--	--	--	--	--	--	--	--	--	--	--
2021	12-12	.277	47	8	13	2	0	4	11	5	6	0-1
<b>TOTALS</b>	<b>40-39</b>	<b>.277</b>	<b>137</b>	<b>22</b>	<b>38</b>	<b>5</b>	<b>0</b>	<b>6</b>	<b>18</b>	<b>26</b>	<b>21</b>	<b>1-2</b>

### 2021 SEASON HIGHS

2021 SEASON HIGHS		CAREER HIGHS	
Hits	3 vs. Tennessee (4/2)	4	vs. Mississippi State (5/4/18)
Doubles	1 6x, last at Texas A&M (4/10)	1	13x, last at Texas A&M (4/10/21)
Triples	N/A	N/A	
Home Runs	1 8x, last vs. Samford (4/13)	2	at UNLV - GM 1 (2/21/20)
RBI	4 at College of Charleston (3/7)	4	2x, last at College of Charleston (3/7/21)
Runs	3 2x, last at Col. of Charleston (3/7)	3	2x, last at College of Charleston (3/7/21)
Walks	2 4x, last vs. ULM (4/7)	3	2x, last at LSU (5/12/18)
Stolen Bases	1 vs. Stetson (3/14)	1	2x, last vs. Stetson (3/14/21)

## #21 ANDREW PINCKNEY, OF - R-FR.

**LAST GAME (Samford):** 1 G/1 GS - .200 (1-5), 2 R, HBP  
**LAST 10 GAMES:** 10 G/8 GS - .161 (5-31), 2 2B, RBI, 3 R, BB, HBP  
**CURRENT STREAK:** N/A

- Inserted into the starting lineup in the series finale at the College of Charleston and hasn't looked back since, playing in 21 straight games, including 19 starts
- Went 1-for-5 with two runs and a hit-by-pitch in the midweek with Samford
- Saw time in all three games at Texas A&M with one start, recording a hit
- Recorded two hits, including a double, to go with an RBI and a walk in the series with Tennessee
- Doubled while adding one run scored and a hit-by-pitch for the series against Ole Miss
- Finished with a .333 (4-12) weekend at Arkansas that included a homer, two RBI and three runs
- Put together an impressive weekend at College of Charleston, batting .667 (4-6) with a double, three RBI, two runs, a walk and a hit-by-pitch in his two games of action, including his first career start in Sunday's series finale
- Entered off the bench in right against Troy on March 3, making a highlight-reel and home-run saving catch that finished No. 6 on SportsCenter's Top 10 Plays
- Came in as a defensive replacement in two games against McNeese, recording an assist on Saturday on his throw to the plate from right field that cut down the go-ahead run and allowed UA to eventually win the game
- Did not see playing time in his first season at Alabama
- Born in Tuscaloosa before moving to Georgia

### CAREER TOTALS

YEAR	GP-GS	AVG	AB	R	H	2B	3B	HR	RBI	BB	SO	SB-A
2020	--	--	--	--	--	--	--	--	--	--	--	--
2021	29-19	.268	82	13	22	6	0	1	10	3	30	1-2
<b>TOTALS</b>	<b>29-19</b>	<b>.268</b>	<b>82</b>	<b>13</b>	<b>22</b>	<b>6</b>	<b>0</b>	<b>1</b>	<b>10</b>	<b>3</b>	<b>30</b>	<b>1-2</b>

### CAREER SEC TOTALS

YEAR	GP-GS	AVG	AB	R	H	2B	3B	HR	RBI	BB	SO	SB-A
2020	--	--	--	--	--	--	--	--	--	--	--	--
2021	12-10	.211	38	4	8	2	0	1	3	1	17	0-1
<b>TOTALS</b>	<b>12-10</b>	<b>.211</b>	<b>38</b>	<b>4</b>	<b>8</b>	<b>2</b>	<b>0</b>	<b>1</b>	<b>3</b>	<b>1</b>	<b>17</b>	<b>0-1</b>

### 2021 SEASON HIGHS

2021 SEASON HIGHS		CAREER HIGHS	
Hits	3 3x, last at Arkansas (3/19)	3	3x, last at Arkansas (3/19/21)
Doubles	1 6x, last vs. Tennessee (4/2)	1	6x, last vs. Tennessee (4/2/21)
Triples	N/A	N/A	
Home Runs	1 at Arkansas (3/19)	1	at Arkansas (3/19/21)
RBI	3 2x, last vs. South Alabama (3/9)	3	2x, last vs. South Alabama (3/9/21)
Runs	3 at Arkansas (3/19/21)	3	at Arkansas (3/19/21)
Walks	1 3x, last vs. Tennessee (4/2)	1	3x, last vs. Tennessee (4/2/21)
Stolen Bases	1 vs. Stetson (3/14)	1	vs. Stetson (3/14/21)

## #22 T.J. REEVES, OF - JR.

**LAST GAME (Samford):** DNP  
**LAST 10 GAMES:** 9 G/9 GS - .235 (8-34), 2 2B, HR, 6 RBI, 3 R, 3 BB, HBP  
**CURRENT STREAK:** N/A

- Tied for second on UA in average across the weekend at Texas A&M, batting .455 (5-11) with a double, two RBI, one walk and a hit-by-pitch
- Totalled two hits, including a double, to go with two RBI, a pair of runs and two BBs vs. Tennessee
- Returned from injury for his first action since March 3, starting in two games against Ole Miss and recording a home run while adding two RBI and a run scored
- Led UA in hits against Troy on March 3, going 3-for-3 with a double, one run and a walk
- Started the first two games against Wright State before an injury kept him out of game three
- Batted .333 (2-6) with a home run, RBI and run against the Raiders prior to his injury
- Returned to the field against UT-Martin on Feb. 24, going 1-for-3 with a walk
- Missed the McNeese series due to injury concerns
- Made 15 starts in his second season with the Crimson Tide

### CAREER TOTALS

YEAR	GP-GS	AVG	AB	R	H	2B	3B	HR	RBI	BB	SO	SB-A
2019	48-39	.255	141	37	36	5	0	9	25	30	44	9-11
2020	15-15	.246	57	15	14	2	0	1	6	9	19	2-3
2021	13-13	.304	46	5	14	3	0	2	7	5	16	0-0
<b>TOTALS</b>	<b>76-67</b>	<b>.262</b>	<b>244</b>	<b>57</b>	<b>64</b>	<b>10</b>	<b>0</b>	<b>12</b>	<b>38</b>	<b>44</b>	<b>79</b>	<b>11-14</b>

### CAREER SEC TOTALS

YEAR	GP-GS	AVG	AB	R	H	2B	3B	HR	RBI	BB	SO	SB-A
2019	29-26	.217	92	19	20	4	0	5	10	20	33	6-8
2020	--	--	--	--	--	--	--	--	--	--	--	--
2021	8-8	.267	30	3	8	2	0	1	6	3	11	0-0
<b>TOTALS</b>	<b>37-34</b>	<b>.230</b>	<b>122</b>	<b>22</b>	<b>28</b>	<b>6</b>	<b>0</b>	<b>6</b>	<b>16</b>	<b>23</b>	<b>44</b>	<b>6-8</b>

### 2021 SEASON HIGHS

2021 SEASON HIGHS		CAREER HIGHS	
Hits	3 2x, last at Texas A&M (4/10)	3	2x, last at Texas A&M (4/10/21)
Doubles	1 3x, last at Texas A&M (4/11)	1	10x, last at Texas A&M (4/11/21)
Triples	N/A	N/A	
Home Runs	1 2x, last vs. Ole Miss (3/27)	2	at Samford (4/9/19)
RBI	2 2x, last vs. Tennessee (4/4)	4	at Samford (4/9/19)
Runs	1 5x, last vs. Tennessee (4/3)	3	2x, last vs. Maine (3/19/19)
Walks	1 5x, last at Texas A&M (4/9)	3	2x, last at Georgia (5/16/19)
Stolen Bases	N/A	1	11x, last vs. Harvard (2/29/20)

# 2021 PLAYER BIOS

## #24 GRANT KNIPP, C - FR.

**LAST GAME (Samford):** DNP  
**LAST 10 GAMES:** N/A  
**CURRENT STREAK:** N/A

- Attended Louisville Male High School in Louisville, Ky.
- Rated as the top catcher and No. 3 recruit in Kentucky by Prep Baseball Report
- The No. 1 catcher and seventh-ranked prospect in Kentucky according to Perfect Game USA
- Also selected as the nation's No. 26 backstop by PBR and the No. 54 catcher in the country by PG
- Earned first team all-state recognition from the Kentucky High School Baseball Coaches Association in 2019
- Also selected to the all-region and all-district teams by the KHSBCA as a junior
- Put together an impressive junior campaign that saw him bat .364 with 10 doubles, two triples and five home runs
- Added 22 RBI and eight runs scored across his 32 games of action in 2019
- Totaled six doubles and two home runs to go with 18 RBI and 13 runs scored as a sophomore
- A multi-sport athlete who also competed in basketball, football and swimming at LMHS

### CAREER TOTALS

YEAR	GP-GS	AVG	AB	R	H	2B	3B	HR	RBI	BB	SO	SB-A
2021	--	--	--	--	--	--	--	--	--	--	--	--
<b>TOTALS</b>	<b>--</b>	<b>--</b>	<b>--</b>	<b>--</b>	<b>--</b>	<b>--</b>	<b>--</b>	<b>--</b>	<b>--</b>	<b>--</b>	<b>--</b>	<b>--</b>

### CAREER SEC TOTALS

YEAR	GP-GS	AVG	AB	R	H	2B	3B	HR	RBI	BB	SO	SB-A
2021	--	--	--	--	--	--	--	--	--	--	--	--
<b>TOTALS</b>	<b>--</b>	<b>--</b>	<b>--</b>	<b>--</b>	<b>--</b>	<b>--</b>	<b>--</b>	<b>--</b>	<b>--</b>	<b>--</b>	<b>--</b>	<b>--</b>

### 2021 SEASON HIGHS

	N/A	N/A
Hits	N/A	N/A
Doubles	N/A	N/A
Triples	N/A	N/A
Home Runs	N/A	N/A
RBI	N/A	N/A
Runs	N/A	N/A
Walks	N/A	N/A
Stolen Bases	N/A	N/A

### CAREER HIGHS

	N/A	N/A
Hits	N/A	N/A
Doubles	N/A	N/A
Triples	N/A	N/A
Home Runs	N/A	N/A
RBI	N/A	N/A
Runs	N/A	N/A
Walks	N/A	N/A
Stolen Bases	N/A	N/A

## #31 WILL PORTERA, INF - FR.

**LAST GAME (Samford):** DNP  
**LAST 10 GAMES:** N/A  
**CURRENT STREAK:** N/A

- Attended Memphis University School in Memphis, Tenn.
- The No. 4 shortstop and 44th-ranked player in Tennessee by Prep Baseball Report
- Rated Perfect Game USA's No. 8 shortstop and the No. 23 overall prospect in the state
- Started on the varsity squad at MUS from eighth grade on, totaling 126 career hits
- Named team captain for the Owls as both a junior and senior
- Earned all-state honors from the Tennessee Baseball Coaches Association as a junior
- Named to the 2019 Memphis Commercial Appeal's All-Metro Second Team
- Sported a 1.062 OPS in that junior season while batting .376
- Posted a .352 average as a sophomore, improving on his .317 mark from his freshman campaign
- A two-sport athlete who also competed in football for the Owls
- Selected to Memphis University School's Cum Laude Society as a junior and graduated Summa Cum Laude in 2020

### CAREER TOTALS

YEAR	GP-GS	AVG	AB	R	H	2B	3B	HR	RBI	BB	SO	SB-A
2021	--	--	--	--	--	--	--	--	--	--	--	--
<b>TOTALS</b>	<b>--</b>	<b>--</b>	<b>--</b>	<b>--</b>	<b>--</b>	<b>--</b>	<b>--</b>	<b>--</b>	<b>--</b>	<b>--</b>	<b>--</b>	<b>--</b>

### CAREER SEC TOTALS

YEAR	GP-GS	AVG	AB	R	H	2B	3B	HR	RBI	BB	SO	SB-A
2021	--	--	--	--	--	--	--	--	--	--	--	--
<b>TOTALS</b>	<b>--</b>	<b>--</b>	<b>--</b>	<b>--</b>	<b>--</b>	<b>--</b>	<b>--</b>	<b>--</b>	<b>--</b>	<b>--</b>	<b>--</b>	<b>--</b>

### 2021 SEASON HIGHS

	N/A	N/A
Hits	N/A	N/A
Doubles	N/A	N/A
Triples	N/A	N/A
Home Runs	N/A	N/A
RBI	N/A	N/A
Runs	N/A	N/A
Walks	N/A	N/A
Stolen Bases	N/A	N/A

### CAREER HIGHS

	N/A	N/A
Hits	N/A	N/A
Doubles	N/A	N/A
Triples	N/A	N/A
Home Runs	N/A	N/A
RBI	N/A	N/A
Runs	N/A	N/A
Walks	N/A	N/A
Stolen Bases	N/A	N/A

## #32 WILL PATOTA, OF - JR.

**LAST GAME (Samford):** 1 G/0 GS - 1.000 (1-1), BB  
**LAST 10 GAMES:** 5 G/0 GS - .400 (2-5), BB  
**CURRENT STREAK:** N/A

- A big bat off the bench for the Crimson Tide
- Inserted as a pinch-hitter against Samford on Tuesday, going 1-for-1 and adding a walk
- Came in to pinch-hit against ULM in the midweek, singling to start off the ninth
- Entered as a pinch-hitter in two games against Tennessee
- Went 1-for-3 off the bench with a double, three RBI, two runs and a walk in Sunday's matchup at College of Charleston
- Made two starts at DH against McNeese, recording one walk
- Spent two seasons at Southern Union State Community College in Wadley
- Earned all-conference honors in his first season at Southern Union
- Played in 44 total games as a freshman, batting .407 with 16 doubles, four triples and eight HRs
- Attended Pincrest Academy in South Forsyth, Ga.
- Selected as the 2018 All-Forsyth County News Player of the Year

### CAREER TOTALS (at Alabama)

YEAR	GP-GS	AVG	AB	R	H	2B	3B	HR	RBI	BB	SO	SB-A
2021	13-3	.222	18	2	4	2	0	0	5	3	5	0-1
<b>TOTALS</b>	<b>13-3</b>	<b>.222</b>	<b>18</b>	<b>2</b>	<b>4</b>	<b>2</b>	<b>0</b>	<b>0</b>	<b>5</b>	<b>3</b>	<b>5</b>	<b>0-1</b>

### CAREER SEC TOTALS (at Alabama)

YEAR	GP-GS	AVG	AB	R	H	2B	3B	HR	RBI	BB	SO	SB-A
2021	5-1	.000	7	0	0	0	0	0	0	0	3	0-0
<b>TOTALS</b>	<b>5-1</b>	<b>.000</b>	<b>7</b>	<b>0</b>	<b>0</b>	<b>0</b>	<b>0</b>	<b>0</b>	<b>0</b>	<b>0</b>	<b>3</b>	<b>0-0</b>

### 2021 SEASON HIGHS

	N/A	N/A
Hits	1	4x, last vs. Samford (4/13)
Doubles	1	2x, last vs. Southern Miss (3/23)
Triples	N/A	N/A
Home Runs	N/A	N/A
RBI	3	at College of Charleston (3/7)
Runs	2	at College of Charleston (3/7)
Walks	1	3x, last vs. Samford (4/13)
Stolen Bases	N/A	N/A

### CAREER HIGHS (at Alabama)

	N/A	N/A
Hits	1	4x, last vs. Samford (4/13/21)
Doubles	1	2x, last vs. Southern Miss (3/23/21)
Triples	N/A	N/A
Home Runs	N/A	N/A
RBI	3	at College of Charleston (3/7/21)
Runs	2	at College of Charleston (3/7/21)
Walks	1	3x, last vs. Samford (4/13/21)
Stolen Bases	N/A	N/A

## #42 DAVIS HELLER, INF/RHP - SO.

**LAST GAME (Samford):** 1 G/0 GS - .000 (0-2)  
**LAST 10 GAMES:** 2 G/0 GS - .333 (1-3), R  
**CURRENT STREAK:** N/A

- Pinch-hit and remained in the game at first vs. Samford, finishing 0-for-2 at the plate
- Came off the bench in the series finale vs. Ole Miss, recording a hit and one run scored
- Worked in two games across the weekend at Arkansas
- Entered as a defensive replacement in the series finale at College of Charleston, finishing 1-for-3 with a run scored
- Made the start at DH in game one of the doubleheader with Wright State, recording three BBs
- Saw time in two games against McNeese, totaling a pair of walks and two runs scored
- Spent the pandemic-shortened season at South Mountain Community College in Phoenix, Ariz.
- Batted .531 with seven doubles while adding 15 RBI and 11 runs in 15 games for the Cougars
- Attended Mesquite High School in Gilbert, Ariz.
- Originally committed to Oklahoma before attending South Mountain C.C.

### CAREER TOTALS (at Alabama)

YEAR	GP-GS	AVG	AB	R	H	2B	3B	HR	RBI	BB	SO	SB-A
2021	11-2	.111	18	4	2	0	0	0	0	5	7	0-0
<b>TOTALS</b>	<b>11-2</b>	<b>.111</b>	<b>18</b>	<b>4</b>	<b>2</b>	<b>0</b>	<b>0</b>	<b>0</b>	<b>0</b>	<b>5</b>	<b>7</b>	<b>0-0</b>

### CAREER SEC TOTALS (at Alabama)

YEAR	GP-GS	AVG	AB	R	H	2B	3B	HR	RBI	BB	SO	SB-A
2021	3-0	.500	2	1	1	0	0	0	0	0	0	0-0
<b>TOTALS</b>	<b>3-0</b>	<b>.500</b>	<b>2</b>	<b>1</b>	<b>1</b>	<b>0</b>	<b>0</b>	<b>0</b>	<b>0</b>	<b>0</b>	<b>0</b>	<b>0-0</b>

### 2021 SEASON HIGHS

	N/A	N/A
Hits	1	2x, last vs. Ole Miss (3/27)
Doubles	N/A	N/A
Triples	N/A	N/A
Home Runs	N/A	N/A
RBI	N/A	N/A
Runs	1	4x, last vs. Ole Miss (3/27)
Walks	3	vs. Wright State - GM 1 (2/27)
Stolen Bases	N/A	N/A

### CAREER HIGHS (at Alabama)

	N/A	N/A
Hits	1	2x, last vs. Ole Miss (3/27/21)
Doubles	N/A	N/A
Triples	N/A	N/A
Home Runs	N/A	N/A
RBI	N/A	N/A
Runs	1	4x, last vs. Ole Miss (3/27/21)
Walks	3	vs. Wright State - GM 1 (2/27/21)
Stolen Bases	N/A	N/A

# 2021 PLAYER BIOS

## #44 ZANE DENTON, INF - SO.

**LAST GAME (Samford):** 1 G/1 GS - .667 (2-3), 2 RBI, 2 R, 3 BB

**LAST 10 GAMES:** 10 G/10 GS - .366 (15-41), 2 2B, 11 RBI, 7 R, 6 BB, 1-1 SB

**CURRENT STREAK:** N/A

- Recorded 44 hits to lead UA and tie for sixth in the SEC
- The Tide's leader in batting average at .346, a number that is 11th in the league
- Also paces UA in on-base percentage at .430
- Second on UA in runs (26) and walks (18) while tying for second on UA in RBI (26)
- Totaled 14 multi-hit games to rank second for the Tide, including five against conference foes
- Went 2-for-3 with two RBI, a pair of runs and three walks in the midweek with Samford
- Batted .429 (6-14) with five RBI, two runs and a stolen base across the weekend at Texas A&M
- Totaled three hits, including one double, to go with two RBI, three runs scored and a pair of walks in the Tennessee series
- Finished with three hits and a walk in the series with Ole Miss
- Recorded a pair of hits, including one double, to go with an RBI, two runs and a walk at Arkansas
- Put together a huge weekend against McNeese, batting .583 (7-12) with two home runs, five RBI and four runs scored
- His home run in Saturday's matchup with the Cowboys walked it off for the Crimson Tide
- Notched an eight-game hitting streak from game two of the Feb. 27 doubleheader to March 13, batting .333 (11-33) with two 2B, three HR, seven RBI, nine runs and six BBs across that stretch
- Recorded a six-game hitting streak from March 8, 2020 to Feb. 23, 2021, batting .526 (10-19) with a double, triple, two home runs, five RBI, five runs scored and a walk
- Saw time in 13 games with 11 starts in his first season at the Capstone

### CAREER TOTALS

YEAR	GP-GS	AVG	AB	R	H	2B	3B	HR	RBI	BB	SO	SB-A
2020	13-11	.220	41	5	9	3	1	0	9	3	11	0-0
2021	32-32	.346	127	26	44	6	0	6	26	18	23	2-2
<b>TOTALS</b>	<b>45-43</b>	<b>.315</b>	<b>168</b>	<b>31</b>	<b>53</b>	<b>9</b>	<b>1</b>	<b>6</b>	<b>35</b>	<b>21</b>	<b>34</b>	<b>2-2</b>

### CAREER SEC TOTALS

YEAR	GP-GS	AVG	AB	R	H	2B	3B	HR	RBI	BB	SO	SB-A
2020	--	--	--	--	--	--	--	--	--	--	--	--
2021	12-12	.286	49	7	14	2	0	0	8	4	12	1-1
<b>TOTALS</b>	<b>12-12</b>	<b>.286</b>	<b>49</b>	<b>7</b>	<b>14</b>	<b>2</b>	<b>0</b>	<b>0</b>	<b>8</b>	<b>4</b>	<b>12</b>	<b>1-1</b>

### 2021 SEASON HIGHS

Hits	3	6x, last at Texas A&M (4/11)	3	6x, last at Texas A&M (4/11/21)								
Doubles	1	6x, last vs. ULM (4/7)	1	9x, last vs. ULM (4/7/21)								
Triples	N/A		1	vs. Lipscomb (3/8/20)								
Home Runs	1	6x, last vs. Stetson (3/13)	1	6x, last vs. Stetson (3/13/21)								
RBI	2	8x, last vs. Samford (4/13)	2	11x, last vs. Samford (4/13/21)								
Runs	2	7x, last vs. Samford (4/13)	2	8x, last vs. Samford (4/13/21)								
Walks	3	2x, last vs. Samford (4/13)	3	2x, last vs. Samford (4/13/21)								
Stolen Bases	1	2x, last at Texas A&M (4/10)	1	2x, last at Texas A&M (4/10/21)								

### CAREER HIGHS

# 2021 SINGLE-GAME HIGHS

## ALABAMA

Runs, Game	21 at College of Charleston (3/7)
Runs, Inning	10, twice, last 2nd inning at Arkansas (3/19)
Hits, Game	20 at College of Charleston (3/7)
Hits, Inning	8, twice, last 2nd inning at Arkansas (3/19)
Consecutive Hits, Inning	5, 3rd inning vs. Troy (3/3)
Doubles	5 vs. Samford (4/13)
Triples	1, 3x, last vs. Southern Miss (3/23)
Home Runs	4, twice, last vs. Ole Miss - GM 1 (3/26)
Extra-Base Hits	8 vs. Samford (4/13)
Stolen Bases	6 vs. Stetson (3/14)
Left on Base	14 at College of Charleston (3/7)
Errors (Committed By)	4 vs. Stetson (3/12)
Strikeouts	15, twice, last vs. Ole Miss - GM 1 (3/26)
Walks	(Alabama single-game record) 16 vs. Samford (4/13)
Double Plays (Hit Into)	2, twice, last vs. Samford (4/13)
Triple Plays (Hit Into)	N/A

## OPPONENTS

Runs, Game	11, Ole Miss (3/27)
Runs, Inning	8, 9th inning, Ole Miss - GM 1 (3/26)
Hits, Game	15, Tennessee (4/4)
Hits, Inning	6, 9th inning, Ole Miss - GM 1 (3/26)
Consecutive Hits, Inning	6, 9th inning, Ole Miss - GM 1 (3/26)
Doubles	7, South Alabama (3/9)
Triples	1, 3x, last ULM (4/7)
Home Runs	2, 4x, last Texas A&M (4/9)
Extra-Base Hits	9, South Alabama (3/9)
Stolen Bases	2, 4x, last Texas A&M (4/10)
Left on Base	14, Tennessee (11 innings) (4/3)
Errors (Committed By)	4, Troy (3/3)
Strikeouts	14, Stetson (3/13)
Walks	12, Tennessee (11 innings) (4/3)
Double Plays (Hit Into)	4, Tennessee (4/4)
Triple Plays (Hit Into)	N/A

## INDIVIDUAL BATTING

Longest Hitting Streak	12 games, Wilson (3/23-Present)
Runs	4, Eblin vs. Samford (4/13)
Hits	4, twice, last Wilson at Texas A&M (4/9)
Doubles	2, 3x, last Wilson vs. Ole Miss - GM 2 (3/26)
Triples	1, 3x, last Wilson vs. Southern Miss (3/23)
Home Runs	1, 42x, last Praytor, Rose and Tate vs. Samford (4/13)
Inside-the-Park Home Run	N/A
Consecutive Games with a Home Run	2, 5x, last Denton (3/12-13)
Runs Batted In	4, 7x, last Rose and Tate vs. Samford (4/13)
Stolen Bases	2, twice, last Wilson vs. Ole Miss - GM 2 (3/26)
Strikeouts	4, twice, last Rose at Texas A&M (4/10)
Walks	4, Eblin vs. Samford (4/13)

## INDIVIDUAL PITCHING

Innings Pitched, Starter	8.0, Smith vs. Stetson (3/13)
Innings Pitched, Reliever	4.1, McNairy vs. Wright State - GM 1 (2/27)
Strikeouts	10, twice, last Smith vs. Stetson (3/13)
Walks	5, Shamblin vs. Tennessee (4/4)
Fewest Hits Allowed, Starter (5.0+ IP)	1, twice, last Smith vs. Wright State - GM 2 (2/27)
Consecutive Scoreless IP, Starter	14.0, Smith (2/27-3/13)
Consecutive Scoreless IP, Reliever	19.2, Lee (2/20-Present)
Consecutive Scoreless Relief Appearances	11, Lee (2/20-Present)
Consecutive Saves Converted	4, Lee (2/23-Present)
Longest Winning Streak, Starter	5, Ras (2/26-Present)

## TEAM MISCELLANEOUS

Most Games Over .500	12 (3/19)
Most Games Under .500	N/A
Longest Winning Streak	5 games (2/26-3/5)
Longest Losing Streak	6 games (3/20-27)
Largest Margin of Victory	18 at College of Charleston (3/7)
Largest Margin of Defeat	8 at Arkansas (3/20)
Fewest Hits, Game	2 at Arkansas (3/20)
Fewest Hits Allowed, Game	2 vs. Wright State - GM 2 (2/27)

## STARTS BY POSITION

<b>Pitcher (7)</b>	- Prielipp (1), Jean (6), Smith (8), Freeman (3), Shamblin (5), Ras (7), Hitt (2)
<b>Catcher (2)</b>	- Praytor (29), Hawk (3)
<b>First Base (1)</b>	- Williamson (32)
<b>Second Base (2)</b>	- Wilson (30), Jarvis (2)
<b>Third Base (1)</b>	- Denton (32)
<b>Shortstop (2)</b>	- Jarvis (28), Eblin (4)
<b>Left Field (6)</b>	- Hamiter (10), Wilson (1), Reeves (11), Tate (8), Pinckney (1), Patota (1)
<b>Center Field (5)</b>	- Rose (18), Wilson (1), Reeves (2), Pinckney (9), Tate (2)
<b>Right Field (3)</b>	- Diodati (10), Hamiter (13), Pinckney (9)
<b>Designated Hitter (5)</b>	- Heller (2), Patota (2), Diodati (21), Praytor (3), Hamiter (4)

## CRIMSON TIDE AT A GLANCE

Overall Record	20-12
Current Streak	Won 4
Series Record	6-3-0
Home	13-9
Road	7-3
Neutral	0-0
Day/Night	12-7/8-5
vs. Top-25 Teams	2-7
In February	7-1
In March	8-8
In April	5-3
In May	0-0
In June	0-0
vs. RHS/LHS	15-8/5-4
Alabama Scores First	11-4
Comeback Wins	10
Losses After Leading	5
Extra Innings	2-1
One-Run Games	4-3
Two-Run Games	1-4
Leading After 6/7/8	15-4/16-1/15-1
Trailing After 6/7/8	3-8/2-10/1-10
Alabama Out-Hits Opponent	14-2
Opponent Out-Hits Alabama	3-9
Two Teams Match on Hits	3-1



# LAST TIME IT HAPPENED...

## INDIVIDUAL

### Four Hits in One Game

Alabama: **Peyton Wilson (4-5) at Texas A&M (April 9, 2021)**  
Opponent: **Austin Bost (4-4) of Texas A&M (April 11, 2021)**

### Five Hits in One Game

Alabama: Brett Auerbach (5-5) vs. Northern Kentucky (March 8, 2019)  
Opponent: John Cable (5-5) of Georgia (May 17, 2019)

### Six Hits in One Game

Alabama: Has not occurred  
Opponent: Kendrick Moore of Arkansas (May 20, 1995)

### Three Runs in One Game

Alabama: **Owen Diodati and Andrew Pinckney at Arkansas (March 19, 2021)**  
Opponent: **Casey Opitz of Arkansas (March 20, 2021)**

### Four Runs in One Game

Alabama: **Bryce Eblin vs. Samford (April 13, 2021)**  
Opponent: Will Holland of Auburn - GM 2 (April 21, 2018)

### Five Runs in One Game

Alabama: Josh Rutledge vs. UIC (Feb. 27, 2010)  
Opponent: **Alec Sayre of Wright State - GM 1 (Feb. 27, 2021)**

### Six+ Runs in One Game

Alabama: 6 by Craig Shipley at Georgia Southern (March 24, 1984)

### Four RBI in One Game

Alabama: **Caden Rose and Jackson Tate vs. Samford (April 13, 2021)**  
Opponent: **Kaleb DeLaTorre of South Alabama (March 9, 2021)**

### Five RBI in One Game

Alabama: Hunter Alexander vs. Alabama A&M (March 14, 2018)  
Opponent: **Tim Elko of Ole Miss (March 27, 2021)**

### Two Players with Five RBI in One Game

Alabama: Casey Hughston and Kyle Overstreet vs. Maryland Eastern Shore (Feb. 15, 2015)

### Six RBI in One Game

Alabama: Tyler Gentry vs. South Alabama (March 3, 2020)  
Opponent: Cole Zabowski of Ole Miss (May 19, 2018)

### Seven RBI in One Game

Alabama: Cody Henry vs. Alcorn State (April 18, 2017)

### Eight RBI in One Game

Alabama: Andy Phillips at UAB (April 14, 1999)

### Nine+ RBI in One Game

Alabama: 9 by Roberto Vaz at Auburn (April 12, 1997)

### Two Doubles in One Game

Alabama: **Peyton Wilson vs. Ole Miss - GM 2 (March 26, 2021)**  
Opponent: **Logan Steenstra of Tennessee (April 4, 2021)**

### Three Doubles in One Game

Alabama: Chandler Avant vs. New Mexico State (March 10, 2018)  
Opponent: Tanner Allen of Mississippi State (April 14, 2019)

### Four Doubles in One Game

Alabama: Mickey Kerns vs. Auburn (April 20, 1991)

### Two Triples in One Game

Alabama: Georgie Salem vs. Mississippi Valley State - GM 2 (April 21, 2015)

### Three Triples in One Game

Alabama: Ken Chapman vs. Samford (March 22, 1960)

### Two Home Runs in One Inning

Alabama: T.J. Reeves at Samford (April 9, 2019) (3rd inning)

### Two Home Runs in One Game

Alabama: Tyler Gentry vs. South Alabama (March 3, 2020)  
Opponent: **Will Frizzell of Texas A&M (April 9, 2021)**

### Three Home Runs in One Game

Alabama: G.W. Keller vs. Vanderbilt (May 8, 1999)  
Opponent: Tom Belza of Oklahoma State (May 29, 2009)

### Inside the Park Home Run

Alabama: T.J. Reeves vs. Maine (March 19, 2019)  
Opponent: Justin Christian of Southeast Missouri State (Feb. 22, 2003)

### Grand Slam Home Run

Alabama: **Owen Diodati vs. South Alabama (walkoff) (March 9, 2021)**  
Opponent: Reed Smith of Troy (April 2, 2019)

### Walkoff Home Run

Alabama: **Owen Diodati vs. South Alabama (9th inning) (March 9, 2021)**  
Opponent: Tate Blackman of Ole Miss (9th inning) (April 8, 2017)

### Game-Winning Home Run

Alabama: Jackson Tate at UNLV - GM 2 (Feb. 21, 2020)  
Opponent: Beau Jordan of LSU (May 11, 2018)

### Back-to-Back Home Runs

Alabama: **Sam Praytor and Zane Denton vs. Troy (March 3, 2021)**  
Opponent: **Ethan Whitley and Wil LaFollette of UT-Martin (Feb. 24, 2021)**

### Back-to-Back-to-Back Home Runs

Alabama: T.J. Reeves, Morgan McCullough and Tyler Gentry at Samford (April 9, 2019)  
Opponent: Russ Sneed, Connor Powers and Ryan Duffy of Mississippi State (May 2, 2009)

### Two Home Runs in the Same Inning

Alabama: **Sam Praytor and Caden Rose vs. Samford (April 13, 2021) (6th inning)**  
Opponent: **Ethan Whitley and Wil LaFollette of UT-Martin (Feb. 24, 2021) (8th inning)**

### Three+ Home Runs in the Same Inning

Alabama: Reeves (2), McCullough, Gentry and Auerbach at Samford (April 9, 2019) (3rd inning)  
Opponent: Jacob Young, Nelson Maldonado and Wil Dalton of Florida (March 30, 2019) (3rd inning)

### Home Run to Lead Off a Game

Alabama: **Peyton Wilson vs. Tennessee (April 4, 2021)**  
Opponent: Casey Martin of Arkansas (March 24, 2019)

### Home Run in Two Consecutive At-Bats

Alabama: T.J. Reeves at Samford (April 9, 2019)  
Opponent: **Kaleb DeLaTorre of South Alabama (March 9, 2021)**

### Home Run in Three Consecutive At-Bats

Alabama: G.W. Keller vs. Niagara (March 7, 1999)  
Opponent: Tom Belza of Oklahoma State (May 29, 2009)

### Pinch-Hit Home Run

Alabama: **Caden Rose vs. Samford (April 13, 2021)**  
Opponent: Tim Rowe of Ole Miss (April 8, 2017)

### Home Run in 3 Straight Games

Alabama: Cobie Vance (April 28-May 4, 2018)

### Home Run in 4 Straight Games

Alabama: Kent Matthes (March 7-14, 2009)

### Home Run in 5 Straight Games

Alabama: Kent Matthes (Feb. 22-March 3, 2009)

### Home Run in 6 Straight Games

Alabama: Kent Matthes (Feb. 22-March 3, 2009)

### Hit for the Cycle

Alabama: Josh Rutledge at South Alabama (April 22, 2009)

### Stole 3 Bases in One Game

Alabama: Brett Auerbach at UAB (March 10, 2020)  
Opponent: Adam Engel of Louisville (March 9, 2013)

### Stole 4 Bases in One Game

Alabama: Scott McClanahan vs. Miami (Ohio) (Feb. 18, 2001)  
Opponent: Nick Crawford of UAB (March 24, 2009)

### Stole 5 Bases in One Game

Alabama: Ted Williams vs. Samford (March 5, 1986)

### Stole Home (Straight Steal)

Alabama: Alex Kubal vs. Southeast Missouri State (Feb. 20, 2009)  
Opponent: Ryan Ussery of UAB (April 10, 2012)

### Stole Home (Double Steal)

Alabama: Morgan McCullough (HP) and Walker McCleney (2B) at South Alabama - GM 1 (March 2, 2019)  
Opponent: Shawn Griffin (HP) and Andy Simunic (2B) of Tennessee (April 13, 2008)

### Perfect Game

Alabama: Al Drumheller, John Collins and Brett Sullenberger at South Florida (March 31, 1993)  
Opponent: Bruce Baudier of LSU (1967)

### Nine-Inning No-Hitter

Alabama: Justin Kamplain, Jay Shaw and Geoffrey Bramblett vs. Mississippi Valley St. (March 8, 2014)

### Seven-Inning No-Hitter

Alabama: Vince Barrantine at Auburn (March 27, 1981)  
Opponent: Robert Earl Sidell of Ole Miss (1962)

### Complete Game One-Hitter

Alabama: Lance Cormier vs. Winthrop (March 4, 2001)  
Opponent: Robert Tyler of Georgia (April 1, 2016)

### Complete Game Two-Hitter

Alabama: Geoffrey Bramblett vs. Georgia Southern (June 1, 2014)  
Opponent: Keaton McKinney of Arkansas (May 2, 2015)

### Complete Game Three-Hitter

Alabama: Charley Sullivan vs. Tennessee (March 15, 2013)  
Opponent: Tommy Mace of Florida (March 29, 2019)

### Recorded 10+ Strikeouts

Alabama: **10 by Dylan Smith vs. Stetson (March 13, 2021)**  
Opponent: **10 by Gunnar Hoglund of Ole Miss - GM 1 (March 26, 2021)**

# LAST TIME IT HAPPENED...

## Recorded 15+ Strikeouts

Alabama: Wade LeBlanc (17) vs. McNeese State (March 4, 2005)  
Opponent: Ethan Small (15) of Mississippi State (April 12, 2019)

## Nine-Inning Complete Game

Alabama: Sam Finnerty vs. South Carolina - GM 1 (April 5, 2019)  
Opponent: Tommy Mace of Florida (March 29, 2019)

## Seven-Inning Complete Game

Alabama: Adam Morgan vs. Tennessee (April 16, 2011)  
Opponent: Will Neely of Tennessee - GM 2 (March 25, 2018)

## Complete Game Shutout

Alabama: Sam Finnerty vs. South Carolina - GM 1 (April 5, 2019)  
Opponent: Michael Plassmeyer of Missouri - GM 1 (April 7, 2018)

## Combined Shutout

Alabama: Tyler Ras, Jacob McNairy and Grayson Hitt at College of Charleston (March 5, 2021)  
Opponent: Doug Nkhazy, Drew McDaniel and Taylor Broadway of Ole Miss - GM 2 (March 26, 2021)

## Back-to-Back Shutouts

Alabama: Connor Prielipp, Tyler Ras, Landon Green and Dylan Smith vs. Northeastern (Feb. 14, 2020)  
Opponent: Connor Shamblyn, Casey Cobb, Garret Rukes and Brock Guffey vs. Northeastern (Feb. 15, 2020)  
Austin Robichaux of Louisiana-Lafayette (Feb. 28, 2014)  
Carson Baranik and Matt Plitt of Louisiana-Lafayette (March 1, 2014)

## Back-to-Back-to-Back Shutouts

Alabama: Taylor Guilbeau and Ray Castillo vs. Maryland Eastern Shore (Feb. 13, 2015)  
Opponent: Will Carter, Alex Watkins and J.C. Wilhite vs. Maryland Eastern Shore (Feb. 14, 2015)  
Geoffrey Bramblett, Jay Shaw, Mitch Greer and Thomas Burrows vs. Maryland Eastern Shore (Feb. 15, 2015)

## Back-to-Back Complete Games (9 IP)

Alabama: Jimmy Nelson vs. Ole Miss (May 15, 2010)  
Opponent: Nathan Kilcrease vs. Ole Miss (May 16, 2010)

## Back-to-Back-to-Back Complete Games (9 IP)

Alabama: Jimmy Nelson vs. Ole Miss (May 15, 2010)  
Opponent: Nathan Kilcrease vs. Ole Miss (May 16, 2010)  
Jimmy Nelson at Tennessee (May 20, 2010)

## Back-to-Back Complete Games (7 IP)

Alabama: Bernard Robert at South Carolina (April 9, 2006) (DH)  
Opponent: Tommy Hunter at South Carolina (April 9, 2006) (DH)

## Three Straight Complete Games

Alabama: Jimmy Nelson (May 14-25, 2010)  
Opponent: Manny Torres (April 16-30, 1999)

## Four Straight Complete Games

Alabama: Wade LeBlanc (April 23-May 16, 2004)

## Five Straight Complete Games

Alabama: Chris Eilers (March 18-April 14, 1995)

## TEAM

### Shutout

Alabama: Alabama 8 at College of Charleston 0 (March 5, 2021)  
Opponent: Alabama 0 vs. Ole Miss 2 - GM 2 (March 26, 2021)

### Scored 10-14 Runs

Alabama: 11 vs. South Alabama (March 9, 2021)  
Opponent: 11 by Ole Miss (March 27, 2021)

### Scored 15-19 Runs

Alabama: 19 vs. Samford (April 13, 2021)  
Opponent: 17 by Auburn (May 5, 2019)

### Scored 20-24 Runs

Alabama: 21 at College of Charleston (March 7, 2021)  
Opponent: 20 by Auburn - GM 2 (April 21, 2018)

### Scored 25-29 Runs

Alabama: 25 vs. UIC (Feb. 27, 2010)  
Opponent: 27 at Vanderbilt (1988); at Florida (1989)

### Scored 30+ Runs

Alabama: 35 at Georgia Southern (March 23, 1984)  
Opponent: Not on Record

### Recorded 15+ Hits

Alabama: 15 vs. Samford (April 13, 2021)  
Opponent: 15 by Tennessee (April 4, 2021)

### Recorded 20+ Hits

Alabama: 20 at College of Charleston (March 7, 2021)  
Opponent: 22 at South Alabama (April 22, 2009)

### Recorded 25+ Hits

Alabama: 26 vs. Alabama A&M (March 17, 2009)  
Opponent: 25 at South Carolina (May 1, 2010)

### Recorded 30+ Hits

Alabama: 35 at Georgia Southern (March 23, 1984)  
Opponent: 30 at Vanderbilt (April 17, 1988)

## Scored 5 Runs in One Inning

Alabama: vs. Samford (April 13, 2021) (7th inning)  
Opponent: Texas A&M (May 12, 2019) (1st inning)

## Scored 6 Runs in One Inning

Alabama: vs. Samford (April 13, 2021) (6th inning)  
Opponent: Arkansas (March 22, 2019) (2nd inning)

## Scored 7 Runs in One Inning

Alabama: vs. Samford (April 13, 2021) (4th inning)  
Opponent: Ole Miss (March 17, 2019) (3rd inning)

## Scored 8 Runs in One Inning

Alabama: vs. Lipscomb (March 8, 2020) (4th inning)  
Opponent: Ole Miss - GM 1 (March 26, 2021) (9th inning)

## Scored 9 Runs in One Inning

Alabama: vs. Maryland Eastern Shore (Feb. 15, 2015) (7th inning)  
Opponent: Auburn (May 5, 2019) (8th inning)

## Scored 10 Runs in One Inning

Alabama: at Arkansas (March 19, 2021) (2nd inning)  
Opponent: South Alabama (April 22, 2009) (3rd inning)

## Scored 11+ Runs in One Inning

Alabama: 11 vs. UAB (April 14, 2000) (7th inning)  
Opponent: 11 by Auburn - GM 2 (April 21, 2018) (8th inning)

## Scored 12+ Runs in One Inning

Alabama: 13 at Samford (April 9, 2019)  
Opponent: 12 by Florida (March 19, 1989) (6th inning)

## Recorded 6 Hits in One Inning

Alabama: vs. Harvard (Feb. 28, 2020) (3rd inning)  
Opponent: Ole Miss - GM 1 (March 26, 2021) (9th inning)

## Recorded 7 Hits in One Inning

Alabama: vs. Samford (April 13, 2021) (6th inning)  
Opponent: Oklahoma (March 3, 2018) (8th inning)

## Recorded 8 Hits in One Inning

Alabama: at Arkansas (March 19, 2021) (2nd inning)  
Opponent: Auburn (May 5, 2019) (8th inning)

## Recorded 9 Hits in One Inning

Alabama: vs. Canisius (Feb. 16, 2007) (7th inning)  
Opponent: South Alabama (April 4, 1989) (3rd inning)

## Recorded 10 Hits in One Inning

Alabama: at UAB (April 14, 1999) (7th inning)  
Opponent: Auburn (May 20, 1993) (SEC Tourney) (4th inning)

## Recorded 11+ Hits in One Inning

Alabama: (Alabama record) 11 at Samford (April 9, 2019) (3rd inning)  
Opponent: 11 by Florida (1989)  
11 by Miami (CWS) (June 2, 1996) (3rd inning)

## Made 3 Errors in One Game

Alabama: vs. Wright State - GM 1 (11 innings) (Feb. 27, 2021)  
Opponent: Samford (April 13, 2021)

## Made 4 Errors in One Game

Alabama: vs. Stetson (March 12, 2021)  
Opponent: Troy (March 3, 2021)

## Made 5 Errors in One Game

Alabama: vs. Texas A&M (April 13, 2017)  
Opponent: Auburn (May 10, 2015)

## Made 6 Errors in One Game

Alabama: at Texas-Arlington (March 2, 2008)  
Opponent: Mississippi Valley State (April 1, 2009)

## Made 8 Errors in One Game

Alabama: vs. Georgia (April 4, 1992)

## Turned 3 Double Plays

Alabama: vs. Middle Tennessee (Feb. 26, 2020)  
Opponent: Harvard (Feb. 29, 2020)

## Turned 4 Double Plays

Alabama: vs. Tennessee (April 4, 2021)  
Opponent: Auburn (April 12, 2014)

## Turned 5 Double Plays

Alabama: vs. Kentucky (March 20, 2005)  
Opponent: vs. Huntingdon (April 27, 1990)

## Turned a Triple Play

Alabama: at UAB (March 21, 2017)  
Opponent: Middle Tennessee (Feb. 25, 1997)

## 2021 RESULTS



**Crimson Tide Baseball**  
**Game Results for Alabama (as of Apr 14, 2021)**  
**(All games)**



Date	Opponent	Score	Inns	Overall	Conference	Pitcher of record	Attend	Time
Feb 19, 2021	MCNEESE	w 10-6	9	1-0-0	0-0-0	Prielipp (W 1-0)	1748	2:47
Feb 20, 2021	MCNEESE	w 4-3	9	2-0-0	0-0-0	Lee (W 1-0)	1764	2:54
Feb 21, 2021	MCNEESE	w 9-5	9	3-0-0	0-0-0	Hitt (W 1-0)	1764	2:45
Feb 23, 2021	at Jacksonville State	w 5-2	9	4-0-0	0-0-0	Green (W 1-0)	982	2:58
Feb 24, 2021	UTM	L 4-9	9	4-1-0	0-0-0	Giles (L 0-1)	1701	3:07
Feb 26, 2021	WRIGHT STATE	w 8-4	9	5-1-0	0-0-0	Ras (W 1-0)	1743	3:04
Feb 27, 2021	WRIGHT STATE-1	w 8-7	(11)	6-1-0	0-0-0	Lee (W 2-0)	-	4:06
Feb 27, 2021	WRIGHT STATE-2	w 1-0	7	7-1-0	0-0-0	Green (W 2-0)	1764	2:17
Mar 3, 2021	TROY	w 9-1	9	8-1-0	0-0-0	Shamblin (W 1-0)	1742	2:33
Mar 5, 2021	at Charleston	w 8-0	9	9-1-0	0-0-0	Ras (W 2-0)	620	2:32
Mar 6, 2021	at Charleston	L 0-1	9	9-2-0	0-0-0	Smith (L 0-1)	616	2:08
Mar 7, 2021	at Charleston	w 21-3	9	10-2-0	0-0-0	Jean (W 1-0)	637	3:10
Mar 9, 2021	SOUTH ALABAMA	w 11-8	9	11-2-0	0-0-0	Lee (W 3-0)	1764	3:10
Mar 10, 2021	JACKSONVILLE STATE	w 7-2	9	12-2-0	0-0-0	Shamblin (W 2-0)	1764	2:44
Mar 12, 2021	STETSON	L 2-4	9	12-3-0	0-0-0	Ras (L 2-1)	1747	2:29
Mar 13, 2021	STETSON	w 4-3	(12)	13-3-0	0-0-0	Lee (W 4-0)	1764	2:56
Mar 14, 2021	STETSON	w 9-4	9	14-3-0	0-0-0	Jean (W 2-0)	1764	2:52
* Mar 19, 2021	at #1 Arkansas	w 16-1	9	15-3-0	1-0-0	Ras (W 3-1)	5735	2:54
* Mar 20, 2021	at #1 Arkansas	L 1-9	9	15-4-0	1-1-0	Smith (L 0-2)	5735	2:36
* Mar 21, 2021	at #1 Arkansas	L 1-3	9	15-5-0	1-2-0	Jean (L 2-1)	5735	2:12
Mar 23, 2021	SOUTHERN MISS	L 4-5	9	15-6-0	1-2-0	Hitt (L 1-1)	1746	2:56
* Mar 26, 2021	#3 OLE MISS-1	L 6-9	9	15-7-0	1-3-0	Guffey (L 0-1)	-	2:54
* Mar 26, 2021	#3 OLE MISS-2	L 0-2	9	15-8-0	1-4-0	Smith (L 0-3)	1764	2:36
* Mar 27, 2021	#3 OLE MISS	L 6-11	9	15-9-0	1-5-0	Shamblin (L 2-1)	1764	3:28
* Apr 2, 2021	#6 TENNESSEE	w 7-4	9	16-9-0	2-5-0	Ras (W 4-1)	1764	2:57
* Apr 3, 2021	#6 TENNESSEE	L 4-8	(11)	16-10-0	2-6-0	Hitt (L 1-2)	1764	4:08
* Apr 4, 2021	#6 TENNESSEE	L 8-9	9	16-11-0	2-7-0	Shamblin (L 2-2)	1764	3:03
Apr 7, 2021	ULM	L 3-5	9	16-12-0	2-7-0	Hitt (L 1-3)	1764	2:52
* Apr 9, 2021	at Texas A&M	w 5-3	9	17-12-0	3-7-0	RAS (W 5-1)	1795	2:45
* Apr 10, 2021	at Texas A&M	w 6-3	9	18-12-0	4-7-0	SHAMBLIN (W 3-2)	2689	3:14
* Apr 11, 2021	at Texas A&M	w 7-4	9	19-12-0	5-7-0	MCNAIRY (W 1-0)	1523	2:39
Apr 13, 2021	SAMFORD	w 19-3	9	20-12-0	5-7-0	Hitt (W 2-3)	1764	3:40

\* = Conference game

() extra inning game

# 2021 GAMES SUMMARY



**Crimson Tide Baseball**  
**Games Summary for Alabama (as of Apr 14, 2021)**  
**(All games)**



Score by innings	1	2	3	4	5	6	7	8	9	EX	Total
Alabama	10	21	45	26	20	19	27	23	20	2	213
Opponents	10	11	9	11	18	30	16	21	11	4	141

**Record when ...**

Overall	20-12	After 6 leading	15-4
Conference	5-7	..... trailing	3-8
Non-Conference	15-5	..... tied	2-0
Home games	13-9	After 7 leading	16-1
Away games	7-3	..... trailing	2-10
Neutral site	0-0	..... tied	1-1
Day games	12-7	After 8 leading	15-1
Night games	8-5	..... trailing	1-10
vs Left starter	5-3	..... tied	3-1
vs Right starter	15-9		
1-Run games	4-3	Hit 0 home runs	6-6
2-Run games	1-4	... 1 home run	4-3
5+Run games	7-3	... 2+ home runs	10-3
Extra innings	2-1		
Shutouts	2-2	Opponent 0 home runs	10-3
		..... 1 home run	8-7
Scoring 0-2 runs	1-5	..... 2+ HRs	2-2
..... 3-5 runs	4-4		
..... 6-9 runs	10-3	Made 0 errors	9-3
..... 10+ runs	5-0	... 1 error	9-7
		... 2+ errors	2-2
Opponent 0-2 runs	6-2		
..... 3-5 runs	11-4	Opp. made 0 errors	6-8
..... 6-9 runs	3-5	..... 1 error	9-1
..... 10+ runs	0-1	..... 2+ errors	5-3
Scored in 1st inning	5-1	Out-hit opponent	14-2
Opp. scored in 1st	3-2	Out-hit by opponent	3-9
Scores first	11-4	Hits are tied	3-1
Opp. scores first	9-8		

**Record when team scores:**

Runs	0	1	2	3	4	5	6	7	8	9	10+
W-L	0-2	1-2	0-1	0-1	2-3	2-0	1-2	3-0	3-1	3-0	5-0

**Record when opponent scores:**

Runs	0	1	2	3	4	5	6	7	8	9	10+
W-L	2-0	2-1	2-1	6-1	4-1	1-2	1-0	1-0	1-1	0-4	0-1

**Record when leading after:**

Inn.	1	2	3	4	5	6	7	8
W-L	5-0	8-2	11-3	13-5	13-4	15-4	16-1	15-1

**Record when trailing after:**

Inn.	1	2	3	4	5	6	7	8
W-L	3-1	5-4	2-5	2-6	2-8	3-8	2-10	1-10

**Record when tied after:**

Inn.	1	2	3	4	5	6	7	8
W-L	12-11	7-6	7-4	5-1	5-0	2-0	1-1	3-1

Current winning streak: 4  
 Longest winning streak: 5  
 Longest losing streak: 6

Home attendance : 35123 ( 20 dates avg = 1756 )  
 Away attendance : 26067 ( 10 dates avg = 2606 )  
 Total attendance: 61190 ( 30 dates avg = 2039 )

# 2021 TEAM GAME-BY-GAME [BATTING]

Team Game-by-Game for Alabama (as of Apr 14, 2021)  
Batting (All games)

Date	Opponent	ab	r	h	rbi	2b	3b	hr	tb	bb	ibb	sb	cs	hbp	sac	sf	gdp	k	po	a	e	lob	avg
Feb 19	MCNEESE	32	10	9	7	2	0	2	17	5	0	0	0	2	0	0	1	8	27	12	1	5	.281
Feb 20	MCNEESE	30	4	7	4	0	0	2	13	3	0	0	1	0	0	0	0	6	27	9	1	4	.258
Feb 21	MCNEESE	29	9	7	9	0	0	3	16	5	0	1	0	2	1	1	0	5	27	11	0	5	.253
Feb 23	at Jacksonville Stat	30	5	6	5	1	0	2	13	8	0	1	1	1	1	0	0	9	27	6	1	8	.240
Feb 24	UTM	34	4	8	3	1	1	0	11	5	0	0	0	0	0	0	1	8	27	10	1	8	.239
Feb 26	WRIGHT STATE	34	8	12	8	4	0	3	25	4	0	0	0	3	0	1	0	6	27	3	2	10	.259
Feb 27	WRIGHT STATE	39	8	9	7	1	0	0	10	11	0	0	0	2	0	0	0	10	33	9	3	13	.254
Feb 27	WRIGHT STATE	23	1	5	1	1	0	0	6	1	0	1	0	1	0	0	0	10	21	10	1	7	.251
Mar 3	TROY	37	9	12	7	3	0	3	24	4	0	0	0	1	0	0	1	4	27	12	1	9	.260
Mar 5	at Charleston	34	8	11	7	1	0	2	18	8	0	1	1	0	1	1	1	4	27	8	0	9	.267
Mar 6	at Charleston	35	0	9	0	1	0	0	10	5	0	1	1	0	0	0	0	9	24	9	1	13	.266
Mar 7	at Charleston	47	21	20	20	4	0	1	27	11	0	0	0	4	0	0	1	4	27	11	0	14	.285
Mar 9	SOUTH ALABAMA	39	11	13	10	3	1	1	21	2	0	0	0	1	0	0	1	12	27	10	0	6	.289
Mar 10	JACKSONVILLE ST	30	7	7	5	1	0	0	8	8	0	0	0	3	0	0	0	8	27	10	1	11	.285
Mar 12	STETSON	33	2	4	2	1	0	1	8	2	0	0	0	2	0	0	0	11	27	11	4	8	.275
Mar 13	STETSON	43	4	11	3	1	0	1	15	3	0	0	0	2	1	0	1	4	36	16	0	12	.273
Mar 14	STETSON	37	9	15	7	1	0	0	16	3	0	6	0	1	1	0	0	5	27	14	1	9	.282
*Mar 19	at Arkansas	41	16	15	15	3	0	4	30	6	0	0	0	1	0	0	0	7	27	8	0	5	.287
*Mar 20	at Arkansas	28	1	2	1	1	0	0	3	2	0	0	0	0	0	1	0	6	24	7	1	3	.278
*Mar 21	at Arkansas	32	1	4	1	1	0	1	8	3	0	0	0	1	0	0	0	15	24	10	2	8	.271
Mar 23	SOUTHERN MISS	33	4	7	4	1	1	0	10	4	0	1	0	0	1	0	0	13	27	14	1	7	.268
*Mar 26	OLE MISS	37	6	10	6	1	0	4	23	1	0	0	0	1	0	0	0	15	27	7	0	6	.268
*Mar 26	OLE MISS	31	0	5	0	3	0	0	8	2	0	2	0	0	0	0	1	12	27	8	0	6	.264
*Mar 27	OLE MISS	35	6	10	6	1	0	2	17	3	0	1	0	0	0	2	0	8	27	11	0	7	.265
*Apr 2	TENNESSEE	32	7	10	7	2	0	2	18	3	0	0	1	1	0	1	0	9	27	7	1	6	.267
*Apr 3	TENNESSEE	42	4	9	3	1	0	1	13	2	0	0	0	1	0	0	1	8	33	9	1	8	.264
*Apr 4	TENNESSEE	37	8	11	8	4	0	3	24	3	0	1	0	0	0	1	1	10	27	14	1	6	.266
Apr 7	ULM	35	3	10	3	2	0	0	12	3	0	0	0	1	0	1	0	6	27	16	1	10	.266
*Apr 9	at Texas A&M	34	5	10	4	1	0	0	11	2	1	2	1	1	2	1	0	10	27	12	0	8	.267
*Apr 10	at Texas A&M	35	6	10	6	2	0	0	12	2	0	1	0	4	0	1	1	11	27	3	1	9	.268
*Apr 11	at Texas A&M	34	7	10	7	1	0	1	14	5	1	1	1	0	0	1	1	6	27	6	0	6	.269
Apr 13	SAMFORD	36	19	15	15	5	0	3	29	16	0	0	0	2	0	2	2	8	27	14	0	13	.273
Totals		1108	213	303	191	55	3	42	490	145	2	20	7	38	8	14	14	267	870	317	27	259	.273



## 2021 TEAM GAME-BY-GAME [PITCHING]

Team Game-by-Game for Alabama (as of Apr 14, 2021)  
Pitching (All games)

Date	Opponent	ip	h	r	er	bb	so	2b	3b	hr	wp	bk	hbp	dp	ibb	score	w-l	sv	era
Feb 19	MCNEESE	9.0	12	6	6	2	12	4	0	0	1	1	1	0	0	10-6	1-0	0	6.00
Feb 20	MCNEESE	9.0	5	3	3	5	12	2	0	0	0	0	3	1	0	4-3	2-0	0	4.50
Feb 21	MCNEESE	9.0	10	5	5	2	11	2	0	0	0	0	2	1	0	9-5	3-0	1	4.67
Feb 23	at Jacksonville Stat	9.0	5	2	2	6	12	1	0	1	0	0	1	2	0	5-2	4-0	2	4.00
Feb 24	UTM	9.0	9	9	8	5	9	2	1	2	2	0	1	0	0	4-9	4-1	2	4.80
Feb 26	WRIGHT STATE	9.0	6	4	3	4	11	0	0	1	1	0	2	0	0	8-4	5-1	2	4.50
Feb 27	WRIGHT STATE	11.0	10	7	2	4	13	3	0	0	1	0	1	0	0	8-7	6-1	2	4.02
Feb 27	WRIGHT STATE	7.0	2	0	0	3	10	0	0	0	0	0	0	0	0	1-0	7-1	2	3.62
Mar 3	TROY	9.0	5	1	1	0	8	0	0	1	0	0	1	1	0	9-1	8-1	3	3.33
Mar 5	at Charleston	9.0	6	0	0	0	8	1	0	0	0	0	0	0	0	8-0	9-1	3	3.00
Mar 6	at Charleston	8.0	5	1	1	0	11	1	0	1	0	0	0	0	0	0-1	9-2	3	2.85
Mar 7	at Charleston	9.0	8	3	3	4	9	2	0	0	1	1	0	1	0	21-3	10-2	3	2.86
Mar 9	SOUTH ALABAMA	9.0	13	8	8	2	7	6	0	2	2	0	0	0	0	11-8	11-2	3	3.26
Mar 10	JACKSONVILLE ST	9.0	5	2	2	1	11	2	0	1	0	0	0	0	0	7-2	12-2	3	3.17
Mar 12	STETSON	9.0	5	4	1	3	7	1	0	1	1	0	0	1	0	2-4	12-3	3	3.02
Mar 13	STETSON	12.0	6	3	3	1	14	2	0	0	0	0	2	1	0	4-3	13-3	3	2.96
Mar 14	STETSON	9.0	7	4	2	2	9	2	0	1	1	0	1	0	0	9-4	14-3	3	2.90
*Mar 19	at Arkansas	9.0	8	1	1	3	10	0	0	1	0	0	0	2	0	16-1	15-3	4	2.80
*Mar 20	at Arkansas	8.0	12	9	8	2	13	3	0	1	3	0	0	0	0	1-9	15-4	4	3.09
*Mar 21	at Arkansas	8.0	5	3	3	6	4	0	0	1	0	0	1	2	0	1-3	15-5	4	3.10
Mar 23	SOUTHERN MISS	9.0	7	5	4	1	5	1	0	0	1	0	1	1	0	4-5	15-6	4	3.14
*Mar 26	OLE MISS	9.0	12	9	9	6	5	2	0	2	3	0	2	0	0	6-9	15-7	4	3.41
*Mar 26	OLE MISS	9.0	6	2	2	2	8	1	0	1	1	0	0	2	0	0-2	15-8	4	3.35
*Mar 27	OLE MISS	9.0	13	11	11	6	7	4	0	1	4	0	5	2	0	6-11	15-9	4	3.67
*Apr 2	TENNESSEE	9.0	8	4	4	3	11	2	0	1	0	0	0	1	0	7-4	16-9	5	3.68
*Apr 3	TENNESSEE	11.0	10	8	7	12	12	1	1	0	1	0	1	0	0	4-8	16-10	5	3.78
*Apr 4	TENNESSEE	9.0	15	9	9	9	11	3	0	0	1	0	0	4	0	8-9	16-11	5	3.97
Apr 7	ULM	9.0	9	5	5	4	6	0	1	1	1	0	1	2	0	3-5	16-12	5	4.00
*Apr 9	at Texas A&M	9.0	10	3	3	2	5	2	0	2	0	0	0	1	0	5-3	17-12	6	3.97
*Apr 10	at Texas A&M	9.0	9	3	3	6	12	0	0	0	2	0	0	0	0	6-3	18-12	7	3.94
*Apr 11	at Texas A&M	9.0	10	4	4	0	11	1	0	1	0	0	0	0	0	7-4	19-12	8	3.94
Apr 13	SAMFORD	9.0	8	3	3	3	9	1	0	0	1	0	1	1	0	19-3	20-12	8	3.91
Totals		290.0	261	141	126	109	303	52	3	23	28	2	27	26	0	213-141	20-12	8	3.91

# 2021 CUMULATIVE STATS



**Crimson Tide Baseball**  
**Overall Statistics for Alabama (as of Apr 14, 2021)**  
**(All games Sorted by Batting avg)**



Record: 20-12 Home: 13-9 Away: 7-3 Conference: 5-7

Player	avg	gp-gs	ab	r	h	2b	3b	hr	rbi	tb	slg%	bb	hp	so	gdp	ob%	sf	sh	sb-att	po	a	e	fld%
Zane Denton	.346	32-32	127	26	44	6	0	6	26	68	.535	18	2	23	2	.430	2	0	2-2	28	54	5	.943
Peyton Wilson	.345	32-32	139	31	48	6	1	8	22	80	.576	16	3	22	0	.416	3	0	9-10	46	87	2	.985
William Hamiter	.343	27-27	102	21	35	8	0	1	21	46	.451	14	2	17	3	.425	2	1	0-1	31	1	0	1.000
Andrew Pinckney	.268	29-19	82	13	22	6	0	1	10	31	.378	3	4	30	2	.326	0	0	1-2	43	2	1	.978
Owen Diodati	.257	32-31	109	24	28	1	1	8	26	55	.505	16	6	34	1	.379	1	0	1-2	13	1	1	.933
Sam Praytor	.248	32-32	121	23	30	6	0	8	27	60	.496	19	4	26	2	.363	2	0	1-2	254	25	3	.989
Jim Jarvis	.221	31-30	95	16	21	2	1	0	7	25	.263	15	6	9	1	.362	0	4	2-2	46	79	8	.940
Drew Williamson	.220	32-32	118	22	26	8	0	3	17	43	.364	16	3	29	1	.326	1	1	2-2	264	18	1	.996
Caden Rose	.179	29-18	67	12	12	3	0	3	13	24	.358	6	4	23	0	.282	1	1	2-3	41	4	0	1.000
-----																							
Jackson Tate	.333	16-10	36	8	12	2	0	2	8	20	.556	2	3	14	0	.395	2	1	0-0	14	0	0	1.000
T.J. Reeves	.304	13-13	46	5	14	3	0	2	7	23	.500	5	1	16	0	.385	0	0	0-0	21	1	1	.957
Will Patota	.222	13-3	18	2	4	2	0	0	5	6	.333	3	0	5	0	.333	0	0	0-1	0	0	0	.000
Bryce Eblin	.188	8-4	16	4	3	2	0	0	2	5	.313	5	0	6	0	.381	0	0	0-0	6	11	1	.944
Johnny Hawk	.143	8-3	14	2	2	0	0	0	0	2	.143	2	0	6	1	.250	0	0	0-0	40	4	0	1.000
Davis Heller	.111	11-2	18	4	2	0	0	0	0	2	.111	5	0	7	1	.304	0	0	0-0	9	0	0	1.000
Totals	.273	32	1108	213	303	55	3	42	191	490	.442	145	38	267	14	.372	14	8	20-27	870	317	27	.978
Opponents	.242	32	1077	141	261	52	3	23	126	388	.360	109	27	303	17	.324	14	8	18-24	843	274	31	.973

LOB - Team (259), Opp (225). DPs turned - Team (26), Opp (20). CI - Team (1), Praytor 1, Opp (2). IBB - Team (2), Praytor 1, Rose 1. Picked off - Wilson 1.

**(All games Sorted by Earned run avg)**

Player	era	w-l	app	gs	cg	sho	sv	ip	h	r	er	bb	so	2b	3b	hr	b/avg	wp	hp	bk	sfa	sha	
William Freeman	1.73	0-0	10	3	0	0/0	1	26.0	21	6	5	5	18	4	1	1	.221	5	1	0	1	0	
Antoine Jean	2.42	2-1	6	6	0	0/0	0	26.0	20	12	7	13	24	0	0	2	.215	3	3	0	2	0	
Dylan Smith	2.58	0-3	8	8	0	0/1	0	45.1	38	13	13	10	61	6	0	3	.226	4	0	0	1	2	
Tyler Ras	3.45	5-1	8	7	0	0/1	0	44.1	40	20	17	13	30	7	0	7	.238	3	3	0	0	0	
Connor Shamblin	3.67	3-2	7	5	0	0/0	1	27.0	20	11	11	11	28	4	0	1	.208	2	4	0	0	0	
Jacob McNairy	4.91	1-0	11	0	0	0/1	0	25.2	29	17	14	6	20	8	1	2	.287	0	1	0	2	1	
-----																							
Chase Lee	0.00	4-0	11	0	0	0/0	4	19.2	9	0	0	6	29	3	0	0	.138	0	4	0	0	1	
Connor Prielipp	0.00	1-0	1	1	0	0/0	0	5.0	4	0	0	0	8	1	0	0	.211	0	0	1	0	0	
Landon Green	2.65	2-0	10	0	0	0/1	1	17.0	8	5	5	9	23	1	0	2	.145	1	2	0	1	1	
Hunter Ruth	7.11	0-0	5	0	0	0/0	0	6.1	9	5	5	3	5	3	0	0	.375	1	0	0	1	1	
Jake Eddington	7.45	0-0	6	0	0	0/0	0	9.2	13	9	8	5	12	3	0	1	.317	4	0	0	0	0	
Brock Guffey	7.71	0-1	8	0	0	0/0	1	9.1	12	8	8	8	14	4	0	0	.308	2	1	0	2	0	
Grayson Hitt	9.00	2-3	9	2	0	0/1	0	18.0	19	19	18	11	16	4	0	2	.284	3	5	0	3	0	
Eli Giles	11.00	0-1	7	0	0	0/0	0	9.0	17	12	11	5	13	3	1	2	.425	0	1	1	1	2	
Bryce Eblin	20.25	0-0	2	0	0	0/0	0	1.1	2	3	3	2	1	1	0	0	.400	0	1	0	0	0	
Brayden Rowe	27.00	0-0	1	0	0	0/0	0	0.1	0	1	1	2	1	0	0	0	.000	0	1	0	0	0	
Totals	3.91	20-12	32	32	0	2/2	8	290.0	261	141	126	109	303	52	3	23	.242	28	27	2	14	8	
Opponents	5.77	12-20	32	32	0	2/2	9	281.0	303	213	180	145	267	55	3	42	.273	29	38	4	14	8	

PB - Team (2), Praytor 2, Opp (6). Pickoffs - Team (7), Jean 2, Praytor 2, Green 1, Ras 1, Smith 1, Opp (1). SBA/ATT - Praytor (17-22), Smith (6-6), Giles (3-5), Shamblin (1-3), Hawk (1-2), Freeman (2-2), Guffey (2-2), Jean (1-2), Hitt (1-1), Ruth (1-1), Eblin (1-1), McNairy (0-1).

## 2021 CUMULATIVE STATS



**Crimson Tide Baseball**  
**Overall Statistics for Alabama (as of Apr 14, 2021)**  
**(All games Sorted by Fielding pct)**



Player	c	po	a	e	fld%	dp	sba	csb	sba%	pb	ci
Caden Rose	45	41	4	0	1.000	1	0	0	---	0	0
Johnny Hawk	44	40	4	0	1.000	0	1	1	.500	0	0
William Hamiter	32	31	1	0	1.000	0	0	0	---	0	0
Jackson Tate	14	14	0	0	1.000	0	0	0	---	0	0
Tyler Ras	10	3	7	0	1.000	1	0	0	---	0	0
Davis Heller	9	9	0	0	1.000	2	0	0	---	0	0
Antoine Jean	7	2	5	0	1.000	1	1	1	.500	0	0
Connor Shamblin	4	1	3	0	1.000	0	1	2	.333	0	0
Grayson Hitt	3	1	2	0	1.000	0	1	0	1.000	0	0
William Freeman	2	0	2	0	1.000	0	2	0	1.000	0	0
Hunter Ruth	2	0	2	0	1.000	0	1	0	1.000	0	0
Landon Green	2	1	1	0	1.000	0	0	0	---	0	0
Brock Guffey	1	0	1	0	1.000	0	2	0	1.000	0	0
Chase Lee	1	0	1	0	1.000	0	0	0	---	0	0
Drew Williamson	283	264	18	1	.996	20	0	0	---	0	0
Sam Praytor	282	254	25	3	.989	1	17	5	.773	2	1
Peyton Wilson	135	46	87	2	.985	15	0	0	---	0	0
Andrew Pinckney	46	43	2	1	.978	1	0	0	---	0	0
T.J. Reeves	23	21	1	1	.957	0	0	0	---	0	0
Bryce Eblin	18	6	11	1	.944	2	1	0	1.000	0	0
Zane Denton	87	28	54	5	.943	7	0	0	---	0	0
Jim Jarvis	133	46	79	8	.940	15	0	0	---	0	0
Owen Diodati	15	13	1	1	.933	0	0	0	---	0	0
Dylan Smith	8	4	3	1	.875	0	6	0	1.000	0	0
Jacob McNairy	7	2	3	2	.714	0	0	1	.000	0	0
Eli Giles	1	0	0	1	.000	0	3	2	.600	0	0
Connor Prielipp	0	0	0	0	.000	0	0	0	---	0	0
Jake Eddington	0	0	0	0	.000	0	0	0	---	0	0
Will Patota	0	0	0	0	.000	0	0	0	---	0	0
Brayden Rowe	0	0	0	0	.000	0	0	0	---	0	0
Totals	1214	870	317	27	.978	26	18	6	.750	2	1
Opponents	1148	843	274	31	.973	20	20	7	.741	6	2

Hitting minimums - 1 Games 75% of Games

Pitching minimums - 1 Games 20 IP

# 2021 CUMULATIVE STATS [SEC]



**Crimson Tide Baseball**  
**Conference statistics for Alabama (as of Apr 14, 2021)**  
**(Conference games only Sorted by Batting avg)**



Record: 5-7 Home: 1-5 Away: 4-2 Conference: 5-7

Player	avg	gp-gs	ab	r	h	2b	3b	hr	rbi	tb	slg%	bb	hp	so	gdp	ob%	sf	sh	sb-att	po	a	e	fld%
Peyton Wilson	.434	12-12	53	10	23	4	0	3	10	36	.679	3	1	14	0	.466	1	0	5-6	21	32	0	1.000
Zane Denton	.286	12-12	49	7	14	2	0	0	8	16	.327	4	0	12	2	.327	2	0	1-1	14	19	0	1.000
Sam Praytor	.277	12-12	47	8	13	2	0	4	11	27	.574	5	0	6	0	.333	2	0	0-1	105	9	2	.983
Owen Diodati	.262	12-11	42	8	11	0	0	4	11	23	.548	3	1	14	0	.319	1	0	1-1	1	0	0	1.000
Drew Williamson	.214	12-12	42	5	9	4	0	2	8	19	.452	5	1	11	0	.306	1	0	1-1	84	8	1	.989
Andrew Pinckney	.211	12-10	38	4	8	2	0	1	3	13	.342	1	1	17	1	.250	0	0	0-1	20	0	0	1.000
Caden Rose	.182	11-7	22	5	4	1	0	1	1	8	.364	3	2	12	0	.333	0	0	0-0	21	0	0	1.000
Jim Jarvis	.075	12-12	40	5	3	1	0	0	2	4	.100	3	2	5	0	.178	0	1	0-0	16	22	2	.950
-----																							
Davis Heller	.500	3-0	2	1	1	0	0	0	0	1	.500	0	0	0	0	.500	0	0	0-0	1	0	0	1.000
William Hamiter	.290	8-8	31	8	9	2	0	1	2	14	.452	4	1	6	2	.389	0	1	0-0	12	0	0	1.000
Jackson Tate	.273	6-3	11	3	3	1	0	1	2	7	.636	0	0	4	0	.250	1	0	0-0	7	0	0	1.000
T.J. Reeves	.267	8-8	30	3	8	2	0	1	6	13	.433	3	1	11	0	.353	0	0	0-0	12	1	0	1.000
Will Patota	.000	5-1	7	0	0	0	0	0	0	0	.000	0	0	3	0	.000	0	0	0-0	0	0	0	.000
Bryce Eblin	.000	2-0	2	0	0	0	0	0	0	0	.000	0	0	1	0	.000	0	0	0-0	1	1	0	1.000
Johnny Hawk	.000	2-0	2	0	0	0	0	0	0	0	.000	0	0	1	0	.000	0	0	0-0	3	0	0	1.000
Totals	.254	12	418	67	106	21	0	18	64	181	.433	34	10	117	5	.319	8	2	8-11	324	102	7	.984
Opponents	.284	12	415	66	118	19	1	11	58	172	.414	57	9	109	8	.377	7	4	8-11	327	100	8	.982

LOB - Team (78), Opp (103). DPs turned - Team (14), Opp (6). CI - Team (1), Praytor 1. IBB - Team (2), Rose 1, Praytor 1.

**(Conference games only Sorted by Earned run avg)**

Player	era	w-l	app	gs	cg	sho	sv	ip	h	r	er	bb	so	2b	3b	hr	b/avg	wp	hp	bk	sfa	sha
Dylan Smith	3.15	0-2	4	4	0	0/0	0	20.0	22	7	7	5	29	4	0	2	.265	4	0	0	0	0
Tyler Ras	3.33	3-0	4	4	0	0/0	0	24.1	26	9	9	8	14	3	0	5	.277	2	1	0	0	0
-----																						
Chase Lee	0.00	0-0	5	0	0	0/0	3	7.2	4	0	0	2	12	1	0	0	.143	0	1	0	0	0
William Freeman	0.00	0-0	5	0	0	0/0	0	5.2	2	0	0	4	8	1	0	0	.111	4	1	0	1	0
Landon Green	4.00	0-0	5	0	0	0/0	1	9.0	5	4	4	7	11	0	0	1	.167	1	1	0	1	1
Antoine Jean	4.91	0-1	2	2	0	0/0	0	7.1	8	4	4	2	5	0	0	1	.276	0	0	0	0	0
Connor Shamblin	6.94	1-2	4	2	0	0/0	1	11.2	11	9	9	11	13	2	0	0	.262	2	3	0	0	0
Jacob McNairy	7.00	1-0	4	0	0	0/0	0	9.0	11	8	7	4	4	0	1	1	.333	0	0	0	2	1
Eli Giles	7.36	0-0	3	0	0	0/0	0	3.2	8	3	3	0	4	1	0	0	.533	0	0	0	1	2
Bryce Eblin	9.00	0-0	1	0	0	0/0	0	1.0	2	1	1	0	0	1	0	0	.500	0	1	0	0	0
Jake Eddington	12.00	0-0	2	0	0	0/0	0	3.0	7	5	4	2	4	2	0	0	.467	1	0	0	0	0
Hunter Ruth	15.43	0-0	2	0	0	0/0	0	2.1	4	4	4	3	2	2	0	0	.444	1	0	0	0	0
Grayson Hitt	27.00	0-1	2	0	0	0/0	0	2.1	4	7	7	6	2	1	0	1	.444	0	1	0	1	0
Brock Guffey	45.00	0-1	2	0	0	0/0	0	1.0	4	5	5	3	1	1	0	0	.667	0	0	0	1	0
Totals	5.33	5-7	12	12	0	0/0	5	108.0	118	66	64	57	109	19	1	11	.284	15	9	0	7	4
Opponents	5.12	7-5	12	12	0	1/1	4	109.0	106	67	62	34	117	21	0	18	.254	9	10	1	8	2

PB - Team (0), Opp (2). Pickoffs - Team (1), Praytor 1. SBA/ATT - Praytor (8-11), Giles (2-4), Smith (3-3), Ruth (1-1), Shamblin (0-1), Guffey (1-1), Freeman (1-1).

## 2021 CUMULATIVE STATS [SEC]



**Crimson Tide Baseball**  
**Conference statistics for Alabama (as of Apr 14, 2021)**  
**(Conference games only Sorted by Fielding pct)**

Player	c	po	a	e	fld%	dp	sba	csb	sba%	pb	ci
Peyton Wilson	53	21	32	0	1.000	9	0	0	---	0	0
Zane Denton	33	14	19	0	1.000	4	0	0	---	0	0
Caden Rose	21	21	0	0	1.000	0	0	0	---	0	0
Andrew Pinckney	20	20	0	0	1.000	0	0	0	---	0	0
T.J. Reeves	13	12	1	0	1.000	0	0	0	---	0	0
William Hamiter	12	12	0	0	1.000	0	0	0	---	0	0
Tyler Ras	9	3	6	0	1.000	1	0	0	---	0	0
Jackson Tate	7	7	0	0	1.000	0	0	0	---	0	0
Dylan Smith	3	2	1	0	1.000	0	3	0	1.000	0	0
Johnny Hawk	3	3	0	0	1.000	0	0	0	---	0	0
Bryce Eblin	2	1	1	0	1.000	1	0	0	---	0	0
Owen Diodati	1	1	0	0	1.000	0	0	0	---	0	0
Antoine Jean	1	0	1	0	1.000	1	0	0	---	0	0
Davis Heller	1	1	0	0	1.000	1	0	0	---	0	0
Connor Shamblin	1	1	0	0	1.000	0	0	1	.000	0	0
Drew Williamson	93	84	8	1	.989	12	0	0	---	0	0
Sam Praytor	116	105	9	2	.983	0	8	3	.727	0	1
Jim Jarvis	40	16	22	2	.950	8	0	0	---	0	0
Jacob McNairy	3	0	2	1	.667	0	0	0	---	0	0
Eli Giles	1	0	0	1	.000	0	2	2	.500	0	0
Brock Guffey	0	0	0	0	.000	0	1	0	1.000	0	0
Landon Green	0	0	0	0	.000	0	0	0	---	0	0
Jake Eddington	0	0	0	0	.000	0	0	0	---	0	0
Hunter Ruth	0	0	0	0	.000	0	1	0	1.000	0	0
Chase Lee	0	0	0	0	.000	0	0	0	---	0	0
William Freeman	0	0	0	0	.000	0	1	0	1.000	0	0
Grayson Hitt	0	0	0	0	.000	0	0	0	---	0	0
Will Patota	0	0	0	0	.000	0	0	0	---	0	0
Totals	433	324	102	7	.984	14	8	3	.727	0	1
Opponents	435	327	100	8	.982	6	8	3	.727	2	0

Hitting minimums - 1 Games 75% of Games

Pitching minimums - 1 Games 20 IP



## 2021 TEAM MISCELLANEOUS STATS (OVERALL)



**Crimson Tide Baseball**  
**Miscellaneous Stats for Alabama (as of Apr 14, 2021)**  
**(All games)**



<b>Multiple Hit Games</b>	<b>2</b>	<b>3</b>	<b>4</b>	<b>5+</b>	<b>Total</b>
Peyton Wilson	10	3	2	-	15
Zane Denton	8	6	-	-	14
William Hamiter	6	5	-	-	11
Sam Praytor	5	1	-	-	6
Owen Diodati	4	1	-	-	5
Jim Jarvis	5	-	-	-	5
Andrew Pinckney	2	3	-	-	5
Drew Williamson	3	1	-	-	4
T.J. Reeves	2	2	-	-	4
Jackson Tate	4	-	-	-	4
Caden Rose	3	-	-	-	3
Bryce Eblin	1	-	-	-	1
<b>TEAM</b>	<b>53</b>	<b>22</b>	<b>2</b>	<b>0</b>	<b>77</b>

<b>Multiple RBI Games</b>	<b>2</b>	<b>3</b>	<b>4</b>	<b>5+</b>	<b>Total</b>
Zane Denton	9	-	-	-	9
Sam Praytor	6	1	1	-	8
William Hamiter	5	1	-	-	6
Owen Diodati	1	1	4	-	6
Peyton Wilson	3	1	-	-	4
Andrew Pinckney	1	2	-	-	3
Drew Williamson	1	2	-	-	3
Caden Rose	1	1	1	-	3
T.J. Reeves	2	-	-	-	2
Will Patota	1	1	-	-	2
Jackson Tate	-	-	1	-	1
<b>TEAM</b>	<b>30</b>	<b>10</b>	<b>7</b>	<b>0</b>	<b>47</b>

<b>Hitting Streaks</b>	<b>Longest</b>	<b>Current</b>
Peyton Wilson	12	12
Sam Praytor	11	1
Jim Jarvis	9	-
Zane Denton	8	3
Owen Diodati	6	2
William Hamiter	6	1
Andrew Pinckney	4	2
Jackson Tate	4	1
Drew Williamson	4	1
T.J. Reeves	2	2
Caden Rose	2	1
Will Patota	2	2
Bryce Eblin	1	1
Davis Heller	1	-
Johnny Hawk	1	1

<b>Reached Base Streaks</b>	<b>Longest</b>	<b>Current</b>
Jim Jarvis	18	4
William Hamiter	14	8
Peyton Wilson	12	12
Sam Praytor	12	9
Drew Williamson	10	1
Owen Diodati	10	4
Zane Denton	9	3
Andrew Pinckney	8	2
Jackson Tate	5	1
Caden Rose	5	1
T.J. Reeves	4	3
Davis Heller	3	-
Johnny Hawk	2	1
Will Patota	2	2
Bryce Eblin	1	1

## 2021 TEAM MISCELLANEOUS STATS (SEC)



**Crimson Tide Baseball**  
**Miscellaneous Stats for Alabama (as of Apr 14, 2021)**  
**(Conference games only)**



<b>Multiple Hit Games</b>	<b>2</b>	<b>3</b>	<b>4</b>	<b>5+</b>	<b>Total</b>
Peyton Wilson	4	1	2	-	7
Zane Denton	3	2	-	-	5
Sam Praytor	3	1	-	-	4
Owen Diodati	2	1	-	-	3
William Hamiter	2	1	-	-	3
Drew Williamson	2	-	-	-	2
T.J. Reeves	1	1	-	-	2
Andrew Pinckney	-	1	-	-	1
Caden Rose	1	-	-	-	1
TEAM	18	8	2	0	28

<b>Multiple RBI Games</b>	<b>2</b>	<b>3</b>	<b>4</b>	<b>5+</b>	<b>Total</b>
Zane Denton	3	-	-	-	3
Sam Praytor	3	-	-	-	3
T.J. Reeves	2	-	-	-	2
Drew Williamson	1	1	-	-	2
Peyton Wilson	1	1	-	-	2
Owen Diodati	-	1	1	-	2
Andrew Pinckney	1	-	-	-	1
TEAM	11	3	1	0	15

<b>Hitting Streaks</b>	<b>Longest</b>	<b>Current</b>
Peyton Wilson	9	9
Sam Praytor	6	-
William Hamiter	5	-
Drew Williamson	3	-
Andrew Pinckney	3	1
Zane Denton	2	2
Owen Diodati	2	1
Jim Jarvis	2	-
T.J. Reeves	2	2
Jackson Tate	2	-
Caden Rose	2	-
Davis Heller	1	1

<b>Reached Base Streaks</b>	<b>Longest</b>	<b>Current</b>
Peyton Wilson	9	9
Drew Williamson	7	-
Sam Praytor	7	7
Zane Denton	7	2
T.J. Reeves	7	7
William Hamiter	6	6
Caden Rose	4	-
Owen Diodati	4	4
Jim Jarvis	3	3
Andrew Pinckney	3	1
Jackson Tate	2	-
Davis Heller	1	1



**1 Jackson Tate**

**SENIOR**  
OF • 6-0 • 210 • Montgomery, Ala.  
Lawson State C.C./Park Crossing




**4 Connor Prielipp**

**SOPHOMORE**  
LHP • 6-3 • 205 • Tomah, Wis.  
Tomah




**5 Tyler Ras**

**JUNIOR**  
RHP • 6-4 • 205 • Middletown, N.J.  
Middletown North




**7 Caden Rose**

**FRESHMAN**  
INF/OF • 5-10 • 175 • Madison, Ala.  
Bob Jones



**8 Peyton Wilson**

**SOPHOMORE**  
UTL • 5-9 • 180 • Hoover, Ala.  
Hoover




**9 Brayden Rowe**

**FRESHMAN**  
RHP • 6-0 • 190 • Warrior, Ala.  
Corner




**10 Jim Jarvis**

**SOPHOMORE**  
INF • 5-10 • 185 • San Diego, Calif.  
Clairemont



**11 William Hamiter**

**SOPHOMORE**  
OF/INF • 5-11 • 190 • Tuscaloosa, Ala.  
Northridge




**12 Johnny Hawk**

**R-SENIOR**  
C • 5-9 • 190 • McClelland, Iowa.  
Iowa Western C.C./Creighton Prep




**13 Bryce Eblin**

**FRESHMAN**  
INF • 5-11 • 175 • Greenwood, Ind.  
Center Grove



**14 Antoine Jean**

**SOPHOMORE**  
LHP • 6-1 • 180 • Montreal, Quebec  
École Édouard-Montpetit



**16 Owen Diodati**

**SOPHOMORE**  
OF • 6-3 • 210 • Niagara Falls, Ontario  
A.N. Myer



**18 Drew Williamson**

**JUNIOR**  
INF • 6-4 • 230 • Brewton, Ala.  
T.R. Miller




**19 Sam Praytor**

**R-JUNIOR**  
C • 5-10 • 200 • Helena, Ala.  
Helena



**20 Logan Morris**

**FRESHMAN**  
RHP • 6-2 • 200 • Madison, Ala.  
James Clemens




**21 Andrew Pinckney**

**R-FRESHMAN**  
OF • 6-3 • 205 • Peachtree City, Ga.  
McIntosh



**22 T.J. Reeves**

**JUNIOR**  
OF • 5-10 • 205 • Birmingham, Ala.  
Hueytown



**23 Dylan Ray**

**FRESHMAN**  
RHP/INF • 6-3 • 225 • New Market, Ala.  
Bob Jones



**24 Grant Knipp**

**FRESHMAN**  
C • 6-2 • 210 • Louisville, Ky.  
Louisville Male



**25 Dylan Smith**

**JUNIOR**  
RHP • 6-2 • 180 • Stafford, Texas  
Stafford





**26** Grayson Hitt

FRESHMAN


LHP • 6-3 • 195 • Germantown, Tenn.  
Houston



**27** Chase Lee

JUNIOR

RHP • 6-0 • 170 • McCalla, Ala.  
McAdory



**28** Eli Giles

FRESHMAN

RHP • 5-10 • 180 • Mobile, Ala.  
Faith Academy



**29** Connor Shamblin

JUNIOR

RHP • 6-1 • 195 • Lakeland, Tenn.  
Briarcrest Christian



**30** William Freeman

R-SENIOR

RHP • 6-1 • 225 • Semmes, Ala.  
Jones County J.C./Faith Academy



**31** Will Portera

FRESHMAN


INF • 5-10 • 190 • Memphis, Tenn.  
Memphis University School



**32** Will Patota

JUNIOR


OF • 6-3 • 235 • Suwanee, Ga.  
So. Union State C.C./Pinecrest Aca.



**34** Jacob McNairy

JUNIOR

RHP • 6-2 • 200 • Athens, Ala.  
Athens



**35** Jake Eddington

FRESHMAN


RHP • 6-2 • 195 • Doniphan, Mo.  
Doniphan



**37** Hunter Ruth

R-JUNIOR

RHP • 6-2 • 195 • Gainesville, Fla.  
Palm Beach St. C.C./Florida/Buchholz



**40** Brock Guffey

SENIOR

LHP • 6-1 • 180 • Hoover, Ala.  
Hoover



**42** Davis Heller

SOPHOMORE


INF/RHP • 6-8 • 240 • Gilbert, Ariz.  
South Mountain C.C./Mesquite



**44** Zane Denton

SOPHOMORE

INF • 6-0 • 200 • Brentwood, Tenn.  
Ravenwood



**48** Landon Green

R-SOPHOMORE

RHP • 6-1 • 200 • Helena, Ala.  
Helena



**6** Brad Bohannon

HEAD COACH

Fourth Season  
Berry College, 1998



**15** Jason Jackson

ASST. COACH

Fourth Season  
Florida State, 2000



**3** Jerry Zulli

ASST. COACH

Fourth Season  
New Orleans, 2002



Jack Hoehl

DIR. OF OPS.

Fourth Season  
Auburn, 2012