



# 2019 AUBURN BASEBALL

AUBURN ATHLETICS COMMUNICATIONS: 392 SOUTH DONAHUE DRIVE || AUBURN, AL 36849 || AUBURNTIGERS.COM || @AUBURN\_BASEBALL

## 2019 SCHEDULE

| Day  | Date    | Opponent                        | Time/Result |
|------|---------|---------------------------------|-------------|
| FRI. | FEB. 15 | GEORGIA SOUTHERN (SECN+)        | W, 11-2     |
| SAT. | FEB. 16 | GEORGIA SOUTHERN (SECN+)        | L, 5-7 (13) |
| SUN. | FEB. 17 | GEORGIA SOUTHERN                | W, 4-3 (13) |
| TUE. | FEB. 19 | ALABAMA A&M (SECN+)             | W, 10-1     |
| WED. | FEB. 20 | ALABAMA A&M                     | W, 10-2     |
| Fri. | Feb. 22 | at UCF (UCFKnights.TV)          | W, 4-1      |
| Sat. | Feb. 23 | at UCF (UCFKnights.TV)          | L, 1-6      |
| Sun. | Feb. 24 | at UCF (UCFKnights.TV)          | W, 13-9     |
| FRI. | MAR. 1  | CINCINNATI (SECN+)              | W, 5-0      |
| SAT. | MAR. 2  | CINCINNATI (SECN+)              | W, 5-0      |
| SAT. | MAR. 2  | CINCINNATI (SECN+)              | W, 9-5      |
| TUE. | MAR. 5  | UT MARTIN (SECN+)               | W, 15-9     |
| WED. | MAR. 6  | UT MARTIN (SECN+)               | W, 2-0      |
| FRI. | MAR. 8  | UTSA (SECN+)                    | W, 6-0      |
| SAT. | MAR. 9  | UTSA                            | W, 5-0      |
| SAT. | MAR. 9  | UTSA                            | W, 8-3      |
| Tue. | Mar. 12 | at South Alabama (JagNation TV) | W, 6-2      |
| FRI. | MAR. 15 | #21 TENNESSEE* (SECN+)          | W, 2-0      |
| SAT. | MAR. 16 | #21 TENNESSEE* (SECN+)          | W, 5-2      |
| SUN. | MAR. 17 | #21 TENNESSEE* (SECN+)          | W, 5-3      |
| Tue. | Mar. 19 | at UAB (C-USA TV)               | W, 13-5     |
| Fri. | Mar. 22 | at #4 Mississippi State (SECN+) | W, 6-5      |
| Sat. | Mar. 23 | at #4 Mississippi State (SECN+) | L, 2-15     |
| Sun. | Mar. 24 | at #4 Mississippi State (SECN+) | L, 15-20    |
| Tue. | Mar. 26 | vs. Alabama% (SECN)             | L, 3-6      |
| Fri. | Mar. 29 | at South Carolina (SECN+)       | W, 4-2      |
| Sat. | Mar. 30 | at South Carolina (SECN)        | L, 0-4      |
| Sun. | Mar. 31 | at South Carolina (SECN)        | W, 7-5      |
| TUE. | APR. 2  | GEORGIA TECH (SECN+)            | L, 3-9      |
| FRI. | APR. 5  | #9 ARKANSAS (SECN+)             | W, 6-3      |
| FRI. | APR. 5  | #9 ARKANSAS (SECN+)             | L, 6-9 (15) |
| SAT. | APR. 6  | #9 ARKANSAS (SECN+)             | L, 0-8      |
| TUE. | APR. 9  | JACKSONVILLE STATE (SECN+)      | L, 6-11     |
| Fri. | Apr. 12 | at #12 Texas A&M (SECN+)        | L, 0-4      |
| Sat. | Apr. 13 | at #12 Texas A&M (SECN+)        | W, 7-0      |
| Sun. | Apr. 14 | at #12 Texas A&M (SECN+)        | L, 1-4      |
| Tue. | Apr. 16 | at #16 Georgia Tech (ACC Extra) | L, 6-11     |
| THU. | APR. 18 | #17 OLE MISS (SECN+)            | 6:00 pm     |
| FRI. | APR. 19 | #17 OLE MISS (SECN+)            | 6:00 pm     |
| SAT. | APR. 20 | #17 OLE MISS (SECN+)            | 1:00 pm     |
| Tue. | Apr. 23 | at Jacksonville State (ESPN+)   | 6:00 pm     |
| Thu. | Apr. 25 | at #5 Vanderbilt (ESPNU)        | 6:30 pm     |
| Fri. | Apr. 26 | at #5 Vanderbilt (SECN)         | 7:00 pm     |
| Sat. | Apr. 27 | at #5 Vanderbilt (SECN+)        | 12:00 pm    |
| FRI. | MAY 3   | ALABAMA (SECN+)                 | 6:00 pm     |
| SAT. | MAY 4   | ALABAMA (SECN)                  | 7:00 pm     |
| SUN. | MAY 5   | ALABAMA (SECN)                  | 3:00 pm     |
| TUE. | MAY 7   | UAB (SECN+)                     | 6:00 pm     |
| FRI. | MAY 10  | #6 GEORGIA (SECN+)              | 6:00 pm     |
| SAT. | MAY 11  | #6 GEORGIA (SECN+)              | 2:00 pm     |
| SUN. | MAY 12  | #6 GEORGIA (SECN+)              | 1:00 pm     |
| TUE. | MAY 14  | NORTH ALABAMA                   | 6:00 pm     |
| Thu. | May 16  | at #14 LSU (SECN+)              | 6:30 pm     |
| Fri. | May 17  | at #14 LSU (SECN+)              | 7:00 pm     |
| Sat. | May 18  | at #14 LSU (SECN+)              | 2:00 pm     |

### POSTSEASON

|      |         |                           |     |
|------|---------|---------------------------|-----|
| Tue. | May 21  | SEC Tournament            | TBA |
| Fri. | May 31  | NCAA Regionals            | TBA |
| Fri. | Jun. 7  | NCAA Super Regionals      | TBA |
| Sat. | Jun. 15 | NCAA College World Series | TBA |

Home games in **BOLD CAPS**

All home games at Plainsman Park | All times central % - 11th annual MAX Capital City Classic (Montgomery, Ala.)

Rankings reflect USA TODAY Coaches Poll



## GAMES 38-40

AUBURN, ALA. (Samford Stadium-Hitchcock Field at Plainsman Park)



#23 **AUBURN TIGERS** (24-13, 8-7 SEC)

Head Coach: Butch Thompson (Birmingham-Southern, 1992)

Career Record: 166-107 (5th season) | Record at Auburn: 127-95 (4th season)

VS.



#17 **OLE MISS REBELS** (26-12, 9-6 SEC)

Head Coach: Mike Bianco (LSU, 1989)

Career Record: 836-495-1 (21st season) | Record at Miss: 736-424-1 (19th season)

### » QUICK HITTERS

- Auburn is 16-5 at home this season and 45-11 at home since the start of last year.
- The Tigers are 8-1 and have turned in a 1.58 ERA in series openers this season.
- The team is 5-0 with a 0.80 ERA (4 ER in 45.0 IP) in series openers at home.
- Auburn has posted a 1.92 ERA with a 3.18 K-BB ratio in games won this season.
- The Tigers have turned in a 8.02 ERA and a 1.34 K-BB ratio in games lost.
- Garrett Wade will make his first SEC start in the series opener.
- Tanner Burns will make his 27th straight start in an Auburn uniform Friday. He has turned in a quality outing in 10 of his last 13 starts, and Auburn is 11-2 in those games.
- Brooks Fuller leads the team and ranks 13th in the conference with a 2.49 ERA in SEC games. He is 1-1 with a 2.51 ERA in three SEC starts.
- Cody Greenhill ranks tied for 13th in the country with eight saves, five of which have come on the road. He hasn't allowed a run in his last five appearances and 8.2 innings pitched.

### PITCHING MATCHUP

#### AUBURN

#### OLE MISS

|                                   |             |     |                              |             |
|-----------------------------------|-------------|-----|------------------------------|-------------|
| THU   FR LHP <b>Garrett Wade</b>  | (3-0, 5.47) | vs. | JR RHP <b>Will Ethridge</b>  | (5-2, 1.76) |
| FRI   SO RHP <b>Tanner Burns</b>  | (4-1, 2.05) | vs. | FR LHP <b>Doug Nikhazy</b>   | (3-3, 3.57) |
| SAT   FR LHP <b>Brooks Fuller</b> | (2-1, 2.32) | vs. | FR RHP <b>Gunnar Hoglund</b> | (1-1, 4.60) |

### GAME INFO

Date: Thursday-Saturday, Apr. 18-20, 2019

Game Time: 6 pm CT / 6 pm CT / 1 pm CT

Site: Auburn, Ala. / Plainsman Park (4,096)

TV: SEC Network+

• Talent (Thur): Andy Burcham (pxp), Gregg Olson (color)

• Talent (Fr-Sat): Andy Burcham (pxp), Mark Fuller (color)

Radio: WTGZ-93.9 FM | WQSI - 95.9 FM

• Talent: Rod Bramblett, Paul Ellen

Live Stats: StatBroadcast.com

Twitter Updates: @AuburnBaseball

Postgame Recap: AuburnTigers.com

Series History: Auburn trails, 86-89-1

Auburn: Auburn leads, 49-35

Oxford: Auburn trails, 33-51-1

Neutral: Auburn leads, 4-3

Last Meeting: Auburn lost, 0-7, in Hoover (5/25/18)

Streak: L1

### AUBURN

24-13, 8-7 SEC

#### Team Leaders

|                  |                                   |
|------------------|-----------------------------------|
| Batting Average: | FR OF <b>Kason Howell</b> (.299)  |
| Runs:            | SO IF <b>Edouard Julien</b> (34)  |
| 2B:              | SO IF <b>Edouard Julien</b> (11)  |
| HR:              | SO IF <b>Edouard Julien</b> (7)   |
| RBI:             | SO IF <b>Edouard Julien</b> (33)  |
| Stolen Bases:    | FR OF <b>Kason Howell</b> (13-15) |

### OLE MISS

26-12, 9-6 SEC

Head Coach: Mike Bianco (LSU, 1989)

Career: 836-495-1 (21st season)

at Miss: 736-424-1 (19th season)

#### Team Leaders

|                  |                                    |
|------------------|------------------------------------|
| Batting Average: | SR IF/OF <b>Ryan Olenek</b> (.370) |
| 2B:              | JR IF <b>Grae Kessinger</b> (13)   |
| HR:              | Two tied (9)                       |
| RBI:             | SO IF <b>Tyler Keenan</b> (49)     |

### POTENTIAL STARTING LINEUP

| Pos. | #  | Player          | AVG  | AB  | R  | H  | 2B | 3B | HR | RBI | SB-SBA | BB |
|------|----|-----------------|------|-----|----|----|----|----|----|-----|--------|----|
| C    | 6  | Matt Scheffler  | .276 | 116 | 17 | 32 | 6  | 0  | 1  | 14  | 5-6    | 7  |
| 1B   | 4  | Rankin Woley    | .284 | 148 | 22 | 42 | 9  | 1  | 2  | 25  | 2-2    | 12 |
| 2B   | 9  | Ryan Bliss      | .259 | 135 | 22 | 35 | 8  | 1  | 1  | 19  | 5-5    | 17 |
| 3B   | 10 | Edouard Julien  | .271 | 133 | 34 | 36 | 11 | 0  | 7  | 33  | 3-5    | 30 |
| SS   | 17 | Will Holland    | .217 | 129 | 25 | 28 | 5  | 0  | 2  | 13  | 13-16  | 22 |
| LF   | 1  | Judd Ward       | .274 | 135 | 22 | 37 | 6  | 2  | 2  | 20  | 3-4    | 21 |
| CF   | 16 | Kason Howell    | .299 | 137 | 20 | 41 | 5  | 0  | 0  | 21  | 13-15  | 15 |
| RF   | 41 | Steven Williams | .241 | 141 | 25 | 34 | 5  | 0  | 4  | 15  | 3-3    | 20 |
| DH   | 24 | Conor Davis     | .291 | 134 | 19 | 39 | 6  | 1  | 4  | 21  | 2-2    | 6  |

## AUBURN'S RECORD WHEN...

|                | 2019  | Under Thompson |
|----------------|-------|----------------|
| Overall        | 24-13 | 127-95         |
| SEC            | 8-7   | 47-58          |
| Non-Conference | 16-6  | 74-33          |
| Postseason     | 0-0   | 9-8            |
| Home           | 16-5  | 87-40          |
| Away           | 8-7   | 29-46          |
| Neutral        | 0-1   | 11-9           |
| Current streak | L2    | --             |
| Last 5 games   | 1-4   | --             |
| Last 10 games  | 3-7   | --             |

### Situational:

|                           |       |        |
|---------------------------|-------|--------|
| AU scores first           | 12-5  | 84-32  |
| Opp. scores first         | 12-8  | 43-63  |
| AU scores 4+ runs         | 22-5  | 114-38 |
| AU scores 3 runs or less  | 2-8   | 13-57  |
| AU leads after 7 innings  | 20-1  | 105-9  |
| 8 innings                 | 24-0  | 123-6  |
| AU trails after 7 innings | 1-9   | 8-71   |
| 8 innings                 | 0-12  | 2-77   |
| Game tied after 7 innings | 3-3   | 13-12  |
| 8 innings                 | 0-1   | 1-9    |
| Extra Innings             | 1-2   | 2-10   |
| 1-run games               | 2-0   | 24-25  |
| 2-run games               | 5-1   | 15-2   |
| 3-run games               | 3-3   | 16-15  |
| Games decided by 5+ runs  | 11-7  | 63-30  |
| vs. LH Starter            | 5-3   | 38-29  |
| vs. RH Starter            | 19-10 | 87-66  |
| More hits than opponent   | 15-2  | 93-16  |
| Fewer hits than opponent  | 4-9   | 20-72  |
| Hits are tied             | 5-2   | 12-8   |
| AU has 10+ hits           | 11-5  | 76-36  |
| Opp. has 10+ hits         | 6-8   | 30-60  |
| Hit a home run            | 13-3  | 80-28  |
| Opp. hits a home run      | 8-7   | 49-56  |
| AU quality start          | 8-1   | 50-18  |
| Opp. quality start        | 7-3   | 16-38  |
| AU commits no errors      | 10-2  | 52-22  |
| Opp. commits no error     | 6-4   | 31-47  |

### By Day:

|  |      |       |
|--|------|-------|
| Sunday                                 | 4-2  | 19-18 |
| Monday                                 | 0-0  | 0-2   |
| Tuesday                                | 4-4  | 27-15 |
| Wednesday                              | 2-0  | 10-2  |
| Thursday                               | 0-0  | 4-8   |
| Friday                                 | 8-2  | 33-19 |
| Saturday                               | 6-5  | 32-31 |
| Day Games (first pitch before 6 p.m.)  | 14-8 | 73-53 |
| Night Games (first pitch after 6 p.m.) | 10-5 | 54-42 |
| Doubleheaders                          | 5-1  | 17-9  |

### By Month:

|          |      |       |
|----------|------|-------|
| February | 6-2  | 26-7  |
| March    | 16-4 | 52-24 |
| April    | 2-7  | 28-32 |
| May      | 0-0  | 14-27 |
| June     | 0-0  | 6-4   |

### By Jersey:

|                 |     |       |
|-----------------|-----|-------|
| White           | 6-2 | 39-17 |
| Blue            | 3-4 | 19-18 |
| Orange          | 7-3 | 29-17 |
| Gray            | 4-3 | 14-28 |
| Pinstripes      | 4-1 | 16-11 |
| Blue/Camo Hat   | 0-0 | 1-1   |
| Cream Throwback | 0-0 | 8-2   |

## UNIVERSITY INFORMATION

|                     |  |
|---------------------|--|
| Location            | Auburn, Ala.   |
| Enrollment          | 29,776   |
| Founded             | October 1, 1856  |
| Nickname            | Tigers   |
| Colors              | Burnt Orange and Navy Blue                                   |
| President           | Dr. Steven Leath   |
| Athletics Director  | Allen Greene   |
| Conference          | Southeastern (SEC West)                                      |
| Stadium / Capacity  | Samford Stadium-Hitchcock Field<br>at Plainsman Park / 4,096 |
| Ticket Office Phone | 855-282-2010   |

## BASEBALL COACHING / SUPPORT STAFF

|                                  |  |
|----------------------------------|--|
| Head Coach                       | Butch Thompson (Birmingham-Southern, 1992) |
| Record at Auburn / Seasons       | 127-95 (.572) / 4th                        |
| Career Coaching Record / Seasons | 166-107 (.608) / 5th                       |
| Assistant Coach                  | Karl Nonemaker (Vanderbilt, 2002)          |
| Assistant Coach                  | Gabe Gross (Auburn, 2012)                  |
| Volunteer Assistant              | Steve Smith (Baylor, 1986)                 |

|                                   |  |
|-----------------------------------|--|
| Athletic Admin.                   | Randall Dickey (Ouachita Baptist, 1983)        |
| Player Development & Data Analyst | Blake Beck (Troy, 2014)                        |
| Athletic Trainer                  | Anthony Sandersen (South Dakota State, 2004)   |
| Strength & Conditioning           | Chris Joyner (Minnesota State - Mankato, 2001) |

## PROGRAM HISTORY

|   |  |
|---|--|
| Modern Era Program Record (since 1949)  | 1,936-1,328-4 (.593)                           |
| College World Series Appearances / Last | 4 / 1997                                       |
| College World Series Record             | 3-8 (.273)                                     |
| NCAA Regional Appearances / Last        | 21 / 2018                                      |
| NCAA Regional Record                    | 48-45 (.516)                                   |
| NCAA Super Regional Appearances / Last  | 2 / 2018                                       |
| NCAA Super Regional Record              | 1-4 (.200)                                     |
| Last Postseason Opponent                | Florida / 2018                                 |
| Result                                  | Gainesville (Fla.) Super Regional<br>Lost, 3-2 |

## POSTSEASON HISTORY

College World Series Appearances: 4 (1967, 1976, 1994, 1997)

Super Regional Appearances: 2 (1999, 2018)

NCAA Regional Appearances: 21 (1963, 1967, 1976, 1978, 1987, 1989, 1993-95, 1997-2003, 2005, 2010, 2015, 2017, 2018)

NCAA Regional Titles: 6 (1967, 1976, 1994, 1997, 1999, 2018)

## MEDIA RELATIONS

**Baseball Contact:** George Nunnelley, Asst. Director - Athletics Comm.  
**Cell:** 502-609-9982  
**Email:** gnunnelley@auburn.edu  
**Twitter:** @gnunnelley  
**Associate AD:** Kirk Sampson

## 2019 AUBURN BASEBALL ROSTER

| No. | Name              | Pos.  | Cl.   | B/T | Ht.  | Wt. | Exp. | Hometown (Previous School)                     |
|-----|-------------------|-------|-------|-----|------|-----|------|--|
| 1   | Judd Ward         | OF    | So.   | L/R | 6-1  | 195 | 1L   | Russellville, Ala. (Russellville)              |
| 2   | Everett Lau       | IF/OF | Jr.   | L/R | 5-10 | 185 | JC   | Oahu, Hawaii (College of San Mateo)            |
| 3   | Devin Warner      | OF/IF | Fr.   | S/R | 6-3  | 205 | HS   | Cartersville, Ga. (Cartersville)               |
| 4   | Rankin Woley      | IF    | Jr.   | R/R | 6-0  | 210 | JC   | Atlanta, Ga. (Chattahoochee Valley)            |
| 5   | Jarrett Eaton     | OF    | Fr.   | L/R | 5-9  | 162 | HS   | Mobile, Ala. (St. Paul's Episcopal)            |
| 6   | Matt Scheffler    | C     | Jr.   | R/R | 6-2  | 190 | JC   | Kirkland, Wash. (Pierce)                       |
| 7   | Ed Johnson        | IF    | Fr.   | R/R | 6-2  | 195 | HS   | Trussville, Ala. (Hewitt-Trussville)           |
| 8   | Bailey Horn       | LHP   | R-So. | L/L | 6-2  | 212 | JC   | West, Texas (McLennan)                         |
| 9   | Ryan Bliss        | IF    | Fr.   | R/R | 5-9  | 165 | HS   | LaGrange, Ga. (Troup)                          |
| 10  | Edouard Julien    | IF    | So.   | L/R | 6-1  | 183 | 1L   | Quebec City, Canada (Cardinal-Roy)             |
| 11  | Chase Hall        | C     | R-Jr. | R/R | 6-2  | 215 | RS   | Roanoke, Ala. (Southern Union)                 |
| 12  | Ryan Hoerter      | RHP   | So.   | R/R | 6-6  | 191 | 1L   | Kenosha, Wisc. (Indian Trail)                  |
| 13  | Davis Daniel      | RHP   | Jr.   | R/R | 6-1  | 190 | 2L   | Montgomery, Ala. (St. James)                   |
| 14  | Elliott Anderson  | LHP   | Jr.   | L/L | 6-3  | 212 | 2L   | Cartersville, Ga. (Cartersville)               |
| 16  | Kason Howell      | OF    | Fr.   | R/R | 6-0  | 185 | HS   | Argyle, Texas (Liberty Christian)              |
| 17  | Will Holland      | IF    | Jr.   | R/R | 5-11 | 185 | 2L   | Lawrenceville, Ga. (Collins Hill)              |
| 18  | Brooks Fuller     | LHP   | Fr.   | L/L | 6-2  | 215 | HS   | Auburn Ala. (Auburn)                           |
| 19  | Brody Moore       | IF    | Fr.   | R/R | 6-0  | 185 | HS   | Oneonta, Ala. (Oneonta)                        |
| 20  | Cody Greenhill    | RHP   | So.   | R/R | 6-4  | 216 | 1L   | Russellville, Ala. (Russellville)              |
| 21  | Jackson Henderson | IF/OF | Jr.   | R/R | 6-0  | 175 | JC   | Selma, Ala. (Lurleen B. Wallace)               |
| 22  | Ford Luttrell     | RHP   | R-Fr. | L/R | 6-0  | 181 | RS   | Madison, Ala. (Bob Jones)                      |
| 23  | Peyton Glavine    | LHP   | So.   | R/L | 5-11 | 176 | 1L   | Alpharetta, Ga. (Blessed Trinity Catholic)     |
| 24  | Conor Davis       | IF    | Jr.   | R/R | 6-3  | 227 | 2L   | Roswell, Ga. (Blessed Trinity Catholic)        |
| 25  | Dawson Sweatt     | LHP   | Fr.   | R/L | 6-2  | 190 | HS   | Fayetteville, Ga. (Starr's Mill)               |
| 26  | Troy Bearden      | OF/C  | Fr.   | R/R | 6-2  | 220 | HS   | Trussville, Ala. (Next Level Baseball Academy) |
| 29  | Carson Skipper    | LHP   | Fr.   | L/L | 6-3  | 195 | HS   | Trussville, Ala. (Hewitt-Trussville)           |
| 31  | Blake Schilleci   | LHP   | Sr.   | L/L | 5-10 | 198 | 1L   | Birmingham, Ala. (Wallace-Hanceville)          |
| 32  | Tanner Burns      | RHP   | So.   | R/R | 6-0  | 205 | 1L   | Decatur, Ala. (Decatur)                        |
| 33  | Will Morrison     | RHP   | Fr.   | R/R | 6-2  | 180 | HS   | Cullman, Ala. (Cullman)                        |
| 36  | Kyle Gray         | LHP   | R-Jr. | L/L | 5-10 | 205 | JC   | Austin, Texas (Blinn)                          |
| 37  | Ryan Watson       | RHP   | Jr.   | R/R | 6-5  | 215 | 2L   | Auburn, Ala. (Auburn)                          |
| 38  | Brett Olson       | IF    | R-Sr. | L/L | 6-2  | 225 | 1L   | Newport Beach, Calif. (Corona Del Mar)         |
| 40  | Garrett Wade      | LHP   | Fr.   | L/L | 6-2  | 205 | HS   | Hartselle, Ala. (Hartselle)                    |
| 41  | Steven Williams   | OF/C  | So.   | L/R | 6-3  | 216 | 1L   | Albany, Ga. (Deerfield-Windsor)                |
| 43  | Richard Fitts     | RHP   | Fr.   | R/R | 6-3  | 185 | HS   | Helena, Ala. (Helena)                          |
| 44  | Jack Owen         | LHP   | So.   | L/L | 6-2  | 174 | 1L   | Aliso Viejo, Calif. (J Serra)                  |

### COACHES & STAFF

|    |                   |                                   |             |
|----|-------------------|-----------------------------------|-------------|
| 30 | Butch Thompson    | Head Coach                        | Fourth Year |
| 35 | Karl Nonemaker    | Assistant Coach                   | Second Year |
| 39 | Gabe Gross        | Assistant Coach                   | Second Year |
| 34 | Steve Smith       | Volunteer Assistant Coach         | Second Year |
|    | Greg Drye         | Director of Operations            | Fourth Year |
|    | Randall Dickey    | Athletic Administrator            | Fifth Year  |
|    | Anthony Sandersen | Athletic Trainer                  | Second Year |
|    | Blake Beck        | Player Development & Data Analyst | Third Year  |
|    | Chris Joyner      | Strength & Conditioning           | First Year  |

### PRONUNCIATION GUIDE

Ryan HOERTER ..... HOR-ter  
 EDOUARD JULIEN ..... ED-whah joo-lee-EN  
 Everett LAU ..... Rhymes with 'now'  
 Ford LUTTRELL ..... LUH-trull  
 Blake SCHILLECI ..... sha-LAY-see  
 Rankin WOLEY ..... WOE-lee

**30 BUTCH THOMPSON HEAD COACH**

**THE AUBURN SKIPPER**

- Seven College World Series appearances / 16 postseason appearances
- 2013 National Runner-up (Mississippi State)
- 2001 National Champion (Birmingham-Southern)
- 2014 Baseball America/ABCA National Assistant Coach of the Year
- 2006 FCA Coach of the Year
- Coached 14 pitchers who went on to pitch in the Major Leagues
- Recruited and coached 29 pitchers who were drafted out of college that weren't drafted out of high school

**Butch Thompson enters his fourth season at the helm of the program in 2019. Thompson, who spent three seasons as an assistant coach and recruiting coordinator at Auburn from 2006-08, returned to the Plains after seven seasons at Mississippi State as both associate head coach and pitching coach.**

Butch Thompson was named Auburn's head baseball coach on October 22, 2015 and enters his fourth season with the Tigers in 2019.

Thompson, who spent three seasons as an assistant coach and recruiting coordinator at Auburn from 2006-08, returned to The Plains after seven seasons at Mississippi State as both associate head coach and pitching coach.

Widely regarded as one of the premier pitching coaches in the country, he has seen 14 of his former pitchers make their Major League Baseball debuts, including eight since 2014. Thompson has also turned 29 pitchers who went undrafted out of high school into MLB draft picks.

Thompson had three pitchers drafted in the first 11 rounds in 2014 and five pitchers drafted, including three in the top 10 rounds, in 2013. He added a first-round selection in the 2016 draft, a third-round pick in Keegan Thompson in 2017 and the first No. 1 overall pick in program history in Casey Mize in 2018.

Along with his pitching pedigree, Thompson is also considered one of the top recruiters in the country. Since 2003, he has secured 12 recruiting classes that were ranked in the top 10 by either Baseball America or Perfect Game, including the No. 5 signing class in 2017 and a program record No. 4 class in 2018. His classes signed from 2006-08 at Auburn each ranked in the top 18 nationally, including the No. 5 class in 2008.

A native of Amory, Miss., Thompson has coached 26 Division I All-Americans and 38 all-conference performers. He has made 16 postseason appearances, including seven trips to the College World Series, and guided Birmingham-Southern to a NAIA National Championship in 2001 and was a national runner-up at Mississippi State in 2013.

Thompson was named the 2006 Fellowship of Christian Athletes SEC Coach of the Year while at Auburn and the 2014 Baseball America and American Baseball Coaches Association (ABCA) National Assistant Coach of the Year while at Mississippi State.

Thompson has already made his mark in his first three seasons at Auburn as he became the fourth head coach in program history to notch his 100th win in his third season at the helm. Thompson has guided the Tigers to a 103-82 overall record and has taken the team to back-to-back NCAA regionals for the first time in 15 years. After tying the 2010 team for the most wins (43) in a season since 1999 and advancing to its first super regional since that same season, Auburn's 2018 team finished the year ranked No. 9 by USA TODAY, marking the program's highest ranking to end a season since 1998.

In seven seasons at MSU, Thompson made four NCAA regional trips, two Super Regionals, won the SEC Tournament and advanced to the College World Series finishing as NCAA runner-up in 2013. In three of the last four seasons, the Bulldogs' staff ERA finished no higher than 3.06. Thompson's 2013 pitching staff was one of two nationally to finish in the top 15 in ERA, strikeouts per nine innings and hits allowed per nine innings.

In addition to his experience at Auburn and Mississippi State, Thompson also spent five seasons at Georgia from 2002-05, including a trip to the College World



Series in 2004. While there he guided the development of future Major Leaguers Josh Fields, Mitchell Boggs and Brooks Brown.

Thompson launched his coaching career as pitching coach and top assistant at Huntingdon College (Ala.) in 1993, before returning to his alma mater in Birmingham, where he helped lead the Panthers to back-to-back Southern States Conference championships and in 1995 coached BSC to its first NAIA World Series berth.

Thompson left BSC briefly to serve as head coach at Jefferson State Community College in Birmingham in 1997. While at JSCC, he was honored as the Regional Tournament Coach of the Year, the ABCA Alabama Junior College Coach of the Year and the Southeast Region Coach of the Year after guiding JSCC to a 39-21 mark, the AJCAA Region 22 State Championship and a third-place finish in the NJCAA Division II World Series.

He returned to Birmingham-Southern as top assistant the following season, beginning a four-year run during the most successful span in BSC baseball history. The Panthers won 196 games, four TranSouth Conference Championships and made three-consecutive appearances in the NAIA World Series. BSC's 2001 team posted a school-best 55-11 mark and captured the NAIA National Championship.

In 2002, Thompson joined the SEC baseball coaching fraternity as a pitching coach and recruiting coordinator at Georgia and has been a part of the league for the past 17 seasons.

Thompson currently serves as the large-school representative for the Alabama Baseball Coaches Association and is an All-American committee member representing the South region for the ABCA.

Thompson prepped at Amory (Miss.) High School and later starred as a pitcher at Itawamba (Miss.) Community College from 1989-90. On Oct. 25, 2014, Thompson was inducted into the ICC Athletic Hall of Fame.

He earned a bachelor's degree in history at BSC in 1992 and completed a master's degree in sports administration at UAB in 1996. He is married to the former Robin Ashe of Birmingham, Ala., and they are the parents of three daughters --- Anna, Olivia and Madelyn Gail.



**NATIONAL POLLS**

**NEWS & NOTES**

**BASEBALL AMERICA**

Apr. 15

1. UCLA
2. Stanford
3. Mississippi State\*
4. Georgia\*
5. Oregon State
6. Vanderbilt\*
7. Louisville
8. UC Santa Barbara
9. N.C. State
10. Arkansas\*
11. Texas A&M\*
12. East Carolina
13. Georgia Tech\*
14. Arizona State
15. LSU\*
16. Texas Tech
17. North Carolina
18. Ole Miss\*
19. Baylor
20. Texas
21. UC Irvine
22. TCU
23. Clemson
- 24. AUBURN**
25. West Virginia

**D1 BASEBALL**

Apr. 15

1. UCLA
2. Oregon State
3. Mississippi State\*
4. Stanford
5. Georgia\*
6. Vanderbilt\*
7. Texas A&M\*
8. Louisville
9. N.C. State
10. UC Santa Barbara
11. Georgia Tech\*
12. Arkansas\*
13. East Carolina
14. LSU\*
15. Ole Miss\*
16. Arizona State
17. North Carolina
18. Baylor
19. TCU
20. West Virginia
21. Missouri
22. Texas Tech
23. Miami
24. Clemson
25. Tennessee\*

**USA TODAY**

Apr. 15

1. UCLA
2. Mississippi State\*
3. Stanford
4. Oregon State
5. Vanderbilt\*
6. Georgia\*
7. Louisville
8. N.C. State
9. Texas A&M\*
10. Arkansas\*
11. UC Santa Barbara
12. Arizona State
13. North Carolina
14. LSU\*
15. East Carolina
16. Georgia Tech\*
17. Ole Miss\*
18. Texas Tech
19. Baylor
20. Clemson
21. TCU
22. Tennessee\*
- 23. AUBURN**
24. West Virginia
25. Texas

**NCBWA**

Apr. 15

1. UCLA
2. Stanford
3. Mississippi State\*
4. Oregon State
5. Vanderbilt\*
6. Georgia\*
7. Louisville
8. Arkansas\*
9. Texas A&M\*
10. UC Santa Barbara
11. N.C. State
12. North Carolina
13. LSU\*
14. East Carolina
15. Arizona State
16. Texas Tech
17. Ole Miss\*
18. Georgia Tech\*
19. Baylor
20. TCU
21. Clemson
22. Tennessee\*
23. West Virginia
24. Miami
25. Texas
- 26. AUBURN**
27. Missouri
28. Florida
29. UC Irvine
30. Coastal Carolina

**PERFECT GAME**

Apr. 15

1. UCLA
2. Mississippi State\*
3. Oregon State
4. Stanford
5. Georgia\*
6. Vanderbilt\*
7. N.C. State
8. Texas A&M\*
9. UC Santa Barbara
10. LSU\*
11. Ole Miss\*
12. Arkansas\*
13. Louisville
14. North Carolina
15. East Carolina
16. Texas Tech
17. Georgia Tech\*
18. UConn
19. Texas
20. Arizona State
21. TCU
- 22. AUBURN**
23. UC Irvine
24. West Virginia
25. Tennessee\*

**COLLEGIATE BASEBALL**

Apr. 15

1. UCLA
2. Stanford
3. Mississippi State\*
4. Oregon State
5. Georgia\*
6. Vanderbilt\*
7. UC Santa Barbara
8. Louisville
9. Arkansas\*
10. Texas A&M\*
11. N.C. State
12. Arizona State
13. East Carolina
14. North Carolina
15. LSU\*
16. Clemson
17. Ole Miss\*
18. Baylor
19. Georgia Tech\*
20. TCU
21. Louisiana Tech
22. Miami
23. Texas Tech
24. UC Irvine
25. Florida
26. Florida State
27. Florida Atlantic
28. Miami (Ohio)
29. UT-Arlington
30. Nebraska

**AUBURN IN THE POLLS**

**BA D1 CB NC PG USA**

|      |    |    |    |    |    |    |
|------|----|----|----|----|----|----|
| Pre. | 17 | 22 | 23 | 19 | 15 | 20 |
| 2/18 | 18 | 22 | 26 | 22 | 15 | -- |
| 2/25 | 18 | 21 | 29 | 22 | 15 | -- |
| 3/4  | 17 | 19 | 27 | 18 | 15 | 18 |
| 3/11 | 17 | 18 | 23 | 17 | 15 | 17 |
| 3/18 | 16 | 12 | 12 | 14 | 7  | 12 |

**BA D1 CB NC PG USA**

|      |    |    |    |    |    |    |
|------|----|----|----|----|----|----|
| 3/25 | 18 | 15 | 13 | 13 | 10 | 12 |
| 4/1  | 18 | 15 | 14 | 17 | 10 | 15 |
| 4/8  | 22 | 22 | 23 | 22 | 18 | 19 |
| 4/15 | 24 | NR | NR | 26 | 22 | 23 |

**UP NEXT**

• Auburn hits the road for four games next week, starting with a midweek matchup at Jacksonville State (19-16, 10-5 OVC) Tuesday at 6 p.m. CT at Jim Case Stadium.

**SCOUTING THE REBELS**

• Ole Miss enters the weekend with a 26-12 overall record and is a game out of first place with a 9-6 mark in conference play.

• Offensively, the Rebels rank fourth in the SEC with a .296 team average and are second in the league with a .298 clip in conference play. Senior Ryan Olenek leads the way with a .370 average, while sophomore Tyler Keenan has been the league's top run producer with 49 RBI. Five everyday Rebels are hitting over .300 this season.

• On the mound, Ole Miss ranks eighth in the league with a 3.97 ERA and fourth with a 3.66 ERA in conference play. Junior Will Ethridge has been the team's top starter with a 5-2 record and 1.76 ERA. Austin Miller has been the most productive out of the bullpen with a 3-0 record and 1.60 ERA in 17 relief appearances.

**HOME SWEET HOME**

• Auburn is 16-5 at home this season and went on a 14-game home winning streak, which was tied for the third longest in program history.

• Auburn went 29-6 in games played at Plainsman Park last season, marking the most home wins in a season since 1997 (30) and the second-most home wins all-time.

• The Tigers are 45-11 at home since the start of the 2018 season and 68-24 at home since 2017.

**TALE OF TWO TAPES**

• Auburn's pitching staff led the country in ERA (2.02) and ranked in the top 10 in walks allowed per nine innings (2.55), strikeout-to-walk ratio (3.81) and WHIP (1.02) following the series against Tennessee.

• The Tigers struck out 202 batters and issued 53 walks in 187.0 IP while holding teams to a .203 average in the first 20 games.

• In 17 games since, the team is 6-11 and has posted a 6.57 ERA. Auburn has struck out 138 batters and issued 102 walks in 152.0 IP while opponents have hit .285 off the pitching staff during the recent stretch.

**LATE-INNING LEAD**

• Auburn's 15-inning game vs. Arkansas on Apr. 5 marked the team's first loss when leading after seven innings this season.

• Auburn is 20-1 when leading after seven and 24-0 when leading after eight this season.

• The Tigers are 105-9 when ahead after seven and 123-6 when ahead after eight under head coach Butch Thompson.

• Conversely, Auburn is 1-9 when trailing after seven and 0-12 when trailing after eight this season. The Tigers are 8-71 and 2-77, respectively, under Coach Thompson.

**TURNING BACK THE CLOCK**

• Auburn has won 104 games dating back to the start of the 2017 season, and the team's 80 wins from 2017-18 marked the most wins since winning 87 games from 1999-2000.

• The Tigers are one of seven teams in the SEC with 100 or more wins since 2017, joining Florida (126), Arkansas (120), LSU (115), Mississippi State (111), Texas A&M (108) and Ole Miss (106) on the list.

**WILD WILD WEST**

• Entering the sixth weekend of conference play, six of the seven teams in the SEC West are separated by two games.

**MAGIC NUMBER: FOUR**

• Auburn is 22-5 when scoring four or more runs this season and 2-8 when scoring three runs or fewer.  
 • In four seasons under Coach Thompson, the team is 114-38 when scoring four or more runs and 13-57 when scoring three runs or fewer.

**OFFENSE WINS CHAMPIONSHIPS**

• Auburn is 15-2 when it has outhit its opponents this season and 49-2 when doing so since the start of last year.  
 • Conversely, the Tigers are 11-28 when being outhit over the past two seasons.

**GOTTA GET IT STARTED**

• Auburn leadoff hitters are a combined 33-for-151 (.219) this season.

**FREEBIES**

• Team that issue the fewer amount of free bases in games this season are 24-10.

**RUN AT YOUR OWN RISK**

• Judd Ward threw out a pair of runners in the weekend series at Texas A&M, marking his fourth and fifth outfield assists this season.  
 • Four of Ward's five outfield assists have cut down a run at the plate, including four in the seventh inning or later.  
 • Ward leads the SEC in outfield assists and has more assists than eight teams in the conference this season.

**MR. RELIABLE**

• After not playing in last year's season opener, Steven Williams has started in 102 consecutive games, becoming the first Auburn player to start in 100 or more straight games since Anfernee Grier started in 126 straight games from 2014-16.

**CANADIAN CRUSHER**

• Edouard Julien leads the team with 33 RBI and has driven in multiple runs in 12 games this season and 30 games in his career.  
 • Julien broke Frank Thomas' freshman RBI record and led the SEC and all freshmen nationally with 69 RBI a season ago.  
 • He drove in 101 runs in his first 94 games at Auburn, becoming the fifth fastest Auburn player to reach 100 RBI:

1. Tim Hudson - 78 games
2. Gabe Gross - 86 games
3. Frank Thomas - 89 games
4. Todd Faulkner - 90 games
5. Edouard Julien - 94 games

**THE DOCTOR WILL SEE YOU NOW**

• Tanner Burns was named the SEC Pitcher of the Week, the NCBWA and Perfect Game/Rawlings National Pitcher of the Week, and the Golden Spikes Award Performer of the Week after tossing a complete-game shutout and matching the Auburn single-game record with 15 strikeouts vs. Cincinnati on Mar. 1.  
 • He didn't allow a run in three-plus starts and 23.0 IP while striking out 34 batters and issuing two walks from Mar. 1-22.

**CONSECUTIVE SCORELESS INNINGS**

| Name               | Dates           | IP       |
|--------------------|-----------------|----------|
| 1. Jack Owen       | 5/22/18-3/16/19 | 28.2 #   |
| 2. John Powell     | 5/19-6/4/94     | 27.1 #   |
| 3. Keegan Thompson | 5/15/15-3/10/17 | 25.0 #   |
| 4. Keegan Thompson | 2/17-3/10/17    | 23.2 ^   |
| 5. Tanner Burns    | 3/1-pres.       | 23.0     |
| 6. Bryan Woodall   | 2/9-23/07       | 21.2 # ^ |
| Chris Morrison     | 3/18-4/2/95     | 21.2 #   |
| Joe Beckwith       | 2/26-3/17/96    | 21.0 ^   |
| 9. Jack Owen       | 2/23-3/17/19    | 20.2     |
| 10. Michael Nix    | 3/23-4/15/03    | 20.1     |

# includes unearned runs | ^ to begin a season

**IT'S GOTTA BE THE NUMBER**

• Casey Mize and Tanner Burns have served as Auburn's ace in the last two seasons and have both worn jersey number 32.  
 • Here is a comparison of their stats through nine starts:  
 Casey Mize (2018): 7-1, 2.00 ERA, 63.0 IP, 37 H, 4 BB, 86 K, .164 B/AVG  
 Tanner Burns (2019): 4-1, 2.05 ERA, 57.0 IP, 36 H, 13 BB, 76 K, .176 B/AVG

**MIDSEASON FORM**

• Tanner Burns has been named a Midseason All-American by D1 Baseball and Perfect Game.  
 • He was also named to the Golden Spikes Award Midseason Watch List, marking the fourth straight season an Auburn player has earned the recognition - Anfernee Grier (2016), Keegan Thompson (2017), and Casey Mize (2017-18).

**BULL MENTALITY**

• Cody Greenhill leads the team and ranks tied for third in the SEC with eight saves, which are the most by an Auburn player since 2015.  
 • Five of Greenhill's eight saves have come on the road, including four in SEC road games, and he leads the conference with six saves in league games.  
 • Outside of his second outing of the weekend at Mississippi State, Greenhill has posted a 1.37 ERA (four ER in 26.1 IP).  
 • He hasn't allowed a run in five straight outings and his last 8.2 innings.

**SHUTTING 'EM OUT**

• Auburn ranks second in the country with seven shutouts this season.  
 • The Tigers seven shutouts are already two more than last season and are tied for the fifth most in a single-season in program history. The single-season record is nine in 1988.  
 • The Tigers didn't allow a run in 33.1 innings from Mar. 6-9, marking a program record in the category.

**PUTTING 'EM IN MOTION**

• Auburn has stolen 51-of-60 bases this season, totaling just one fewer stolen base than the team's total last year.  
 • The Tigers stole 26 straight bases from Feb. 19-Mar. 17, marking the longest streak of successful stolen bases since stealing 32 straight bases in 2002.  
 • The team's six stolen bases in the series finale vs. Tennessee were the most in a game since 2016, and the 11 stolen bases in the series were the most in a series in the Stat Crew era (1993). They were also the most in a three-game span since 2012.  
 • Eleven players, including all nine members of Auburn's regular starting lineup, have stolen a base this season.

**15-INNING MARATHON**

• Auburn's 15-inning contest vs. Arkansas is tied for the fourth longest game in program history.  
 • The game lasted 5:40, which is second in game duration behind the 15-inning Auburn vs. Alabama game in 2017 (6:36).

1. 20 innings - at Florida (4/22/72)
2. 17 innings - vs. Arkansas (5/19/94)
3. 16 innings - at Troy (4/25/07)
4. 15 innings - vs. Arkansas (4/5/19)
- 15 innings - vs. Alabama (5/7/17)
- 15 innings - at Mississippi State (3/22/87)

**PACKED HOUSE**

• Auburn sold a record number of season tickets in 2019 (2,163), which surpassed its previous record of 1,991 tickets sold a season ago.  
 • The Tigers have welcomed 68,412 fans through the gates of Plainsman Park this season, which ranks 15th in the country.  
 • The average attendance of 3,258 fans ranks 16th in the country.

**CORE POWER**

• The Tigers returned 41 home runs between the core trio of Edouard Julien (17), Will Holland (12) and Steven Williams (12). The 41 home runs between the three players were the most among any returning trio in the SEC this season.  
 • Julien, Holland and Williams also drove in a combined 172 runs last season, totaling 16 more RBI than any other returning trio in the SEC this season.

**CONFERENCE SLATE**

- Four of Auburn's first five SEC series have come against a ranked team, and the Tigers are 6-6 in those contests.
- Four of the remaining five conference series are also against teams that currently rank in the most recent USA Today Coaches Poll.
- Eight of the team's 10 conference series this season are against NCAA Regional teams from a year ago, including four NCAA Super Regional teams and two teams that advanced to the College World Series in Arkansas and Mississippi State.
- The Tigers five road trips in league play are to Mississippi State, South Carolina, Texas A&M, Vanderbilt and LSU. All Five teams made the 2018 NCAA Tournament and three - Mississippi State, South Carolina and Vanderbilt - advanced to a super regional.

**SUPER SOPHOMORES**

- Auburn had four Freshman All-America and SEC All-Freshman Team honorees a season ago in Tanner Burns, Cody Greenhill, Edouard Julien and Steven Williams.
- The four freshmen All-Americans were the most in program history and tied with Vanderbilt for the most in the country last year.

**THE GABE GROSS EFFECT**

- In its first season under hitting coach Gabe Gross, Auburn set a program record for hit-by-pitches (84) and ranked in the top 10 in program history in a number of additional offensive categories.
  - Home runs: 73; 5th
  - Walks: 309; 5th
  - RBI: 423; 8th
  - Runs: 467; 8th
  - Extra-base hits: 201; 10th
  - Total bases: 977; 10th

**WEALTH OF EXPERIENCE**

- The team's 43 returning home runs were the most entering a season since 2011 (62) and its 214 RBI were the most since 2016 (246).
- The Tigers also brought back 156 appearances, 25 wins, 362.0 innings pitched and 330 strikeouts. Those were the highest totals returning since 2016, 2014, 2014 and 2012, respectively.

**PRESEASON RECOGNITION**

- Burns and Holland garnered a wealth of preseason recognition, including becoming the first Auburn duo to be named to the Golden Spikes Award preseason watch list in the same season.
- Burns: Preseason First Team All-SEC, Golden Spikes Award preseason watch list, Second Team Preseason All-American by D1 Baseball, Third Team Preseason All-American by Collegiate Baseball.
- Holland: Golden Spikes Award preseason watch list, Second Team Preseason All-American by Perfect Game, Third Team All-American by D1 Baseball and NCBWA.

**BIG LEAGUE TIGERS**

- In 2018, former Auburn pitcher Trey Wingenter became the 51st player in Auburn history to appear in the Major Leagues. He made his MLB debut for the San Diego Padres on Aug. 7, 2018.
- Wingenter is one of three former Tigers to open the 2019 season on a big league roster, joining Josh Donaldson (Braves) and Garrett Cooper (Marlins). Grant Dayton is also on the Braves' 40-man roster but is currently inactive.

**TIGERS IN THE DRAFT**

- Auburn had seven players selected in the 2018 MLB Draft, including the program's first No. 1 overall draft pick in Casey Mize.
- The seven players drafted were the most in a season since 2010 (11) and tied for the second most in program history.
- The Tigers have had multiple players drafted every year since 2006 and at least one player selected for 44 straight years, which is tied for the longest streak in the SEC.

**TAKE 'EM TO SCHOOL**

- Auburn has 11 players on its team that chose to attend Auburn rather than sign a professional contract, including four freshmen from the 2018 draft in June.

| Player          | Year | Round | Team         |
|-----------------|------|-------|--------------|
| Ryan Bliss      | 2018 | 30th  | Boston       |
| Tanner Burns    | 2017 | 37th  | NY (AL)      |
| Davis Daniel    | 2018 | 11th  | Milwaukee    |
|                 | 2016 | 34th  | Chicago (NL) |
| Peyton Glavine  | 2017 | 37th  | LA (AL)      |
| Ryan Hoerter    | 2017 | 36th  | Pittsburgh   |
| Kason Howell    | 2018 | 20th  | Boston       |
| Edouard Julien  | 2017 | 37th  | Philadelphia |
| Garrett Wade    | 2018 | 38th  | Tampa Bay    |
| Devin Warner    | 2018 | 30th  | Arizona      |
| Ryan Watson     | 2016 | 39th  | LA (NL)      |
| Steven Williams | 2017 | 35th  | NY (AL)      |

**THE LAST TIME...**

**BATTING SUPERLATIVES**

5 hits in a game Anfernee Grier at Kennesaw St. [5-for-6] (4/12/16)  
 6 hits in a game Tyler Johnstone vs. Elon [6-for-7, 2B, 3B] (2/25/05)

Reached base 6 times Edouard Julien vs. Alabama A&M [3-3, 1 BB, 2 HBP] (4/3/18)

4 runs in a game Will Holland at Alabama (G2 - 4/21/18)  
 5 runs in a game Edouard Julien vs. Alabama A&M (4/3/18)  
 6 runs in a game never

**10-game hitting streak** Ryan Bliss, 10 games, (2/17-3/5/19)  
 15-game hitting streak Jonah Todd, 16 games, (4/8-5/7/17)  
 20-game hitting streak A. Grier, 22 games, (5/31/15-3/22/16)  
 25-game hitting streak Justin Fradejas, 27 games (3/23-5/7/10)  
 30-game hitting streak Casey Dunn, 31 games (2/22 [G1]-4/15/97)

3 doubles in a game Jordan Ebert vs. Southern (2/26/16)  
 4 doubles in a game Ken Dempsey vs. Georgia (1971)

2 triples in a game Jay Gonzalez vs. Alabama State (2/28/12)  
 3 triples in a game never

**2 home runs in one game** Edouard Julien vs. Alabama A&M (2/20/19)  
 3 home runs in one game Tony Caldwell at Kentucky (4/9/11)

7 RBI in a game Steven Williams vs. Longwood (2/17/18)  
 8 RBI in a game Justin Bryant at Georgia (3/19/10)  
 9 RBI in a game Hunter Morris at Georgia (3/21/10)  
 10 RBI in a game Bob Berry vs. Huntington (4/15/82)

**Grand slam home run** Conor Davis at UAB (3/20/19)  
**Inside-the-park home run** Edouard Julien vs. Georgia Southern (2/17/19)  
 HR to begin game Will Holland at #5 Ole Miss (5/12/18)  
 Two HR in one inning Dan Glevenyak at Jacksonville State (8th) (5/7/13)  
**HR in consecutive at-bats** Edouard Julien vs. Alabama A&M (2/20/19)  
**HR in three consecutive at-bats** Edouard Julien vs. Alabama A&M/UCF (2/20-22/19)  
**HR in consecutive games** Steven Williams vs. at UCF vs. Cincinnati (2/24-3/1/19)  
 HR in three consecutive games Brenden Venter (5/5-7/18)  
 HR in three consecutive SEC games Trent Mummy (4/17-23/10)  
 HR in four consecutive games Joseph Sanders (5/10-15/08)  
 HR in four consecutive SEC games Mike Bianucci (5/2-9/08)  
 HR in five consecutive games Tim Lemons (4/6-10/85)  
 Walk-off HR Conor Davis vs. # 6 South Carolina (4/2/17)  
 Pinch-hit HR Edouard Julien vs. BYU (G1 - 3/3/18)  
 Pinch-hit grand slam Edouard Julien vs. BYU (G1 - 3/3/18)  
 HR in first at-bat of season Steven Williams vs. Longwood (2/17/18)  
 HR in both games of DH Dylan Ingram at #7 Mississippi St. (4/29/17)

Hit for the cycle Clete Thomas [3B, 1B, 1B, HR, 2B] vs. Arkansas (4/3/05)

Hit from both sides of plate in same inning Damon Haecker [5th inn.] vs. Jacksonville St. (3/15/17)  
 Two hits in same inning Josh Anthony [HR, 2B] vs. Army (6/2/18)

Stole home Justin Hargett vs. Davidson (Gm 2) [4th] (G1 - 3/3/10)  
**Stole two bases in a game** Kason Howell at South Carolina (3/30/19)  
 Stole three bases in a game Anfernee Grier vs. Southern (2/26/16)

**Hit by a pitch 2 times in a game** Matt Scheffler vs. #9 Arkansas (2) (G2 - 4/5/19)  
 Hit by a pitch 3+ times in a game Dan Glevenyak at Alabama (4) (4/11/14)

Scored 20 or more runs 20 at Alabama (G2 - 4/21/18)  
 Scored 25 or more runs 25 vs. Longwood (2/17/18)  
 Scored 30 or more runs 32 vs. Troy (3/2/94)

**Scored 5 runs in an Inning** 5, vs. UTSA (1st) (3/9/19)  
**Scored 6 runs in an Inning** 6, at South Carolina (2nd) (3/31/19)  
**Scored 7 runs in an Inning** 7, at #4 Mississippi State (4th) (3/24/19)  
**Scored 8 runs in an Inning** 8, at UAB (5th) (3/19/19)  
 Scored 9 runs in an Inning 9, vs. Army (5th) (6/2/18)  
 Scored 10+ runs in an Inning 11, at Alabama (8th) (G1 - 4/21/18)  
 Recorded 10+ hits in an Inning 11, vs. Furman (5th) (2/12/00)  
 Scored in every inning vs. Coppin State (3/18/14)

**Recorded 15-19 hits** 18, vs. UT Martin (3/5/19)  
**Recorded 20 or more hits** 21, at #4 Mississippi State (3/24/19)

Hit 3 or more home runs in an inning 3, vs. Northeastern (6th) (G1 - 3/10/18)  
**Hit 3 or more home runs in a game** 3, at UCF (2/24/19)  
 Hit 5 or more home runs in a game 6, vs. Northeastern (G1 - 3/10/18)  
 Hit 7 or more home runs in a game 7, vs. Mississippi State (5/8/10)  
**Hit back-to-back home runs** S. Williams & R. Woley at #4 Mississippi State (6th) (3/22/19)  
 Hit back-to-back-to-back home runs B. Fletcher, H. Morris & K. Patterson vs. Mississippi State (5th) (5/8/10)

Had 5 doubles 5, vs. N.C. State (6/3/18)  
 Had 6 doubles 6, vs. Georgia Tech (3/13/18)  
 Had 7 doubles 7, vs. Alabama A&M (3/1/16)  
 Had 8 doubles 8, vs. BYU (G1 - 3/3/18)  
 Had 9+ doubles 10, vs. Tennessee (5/15/10)

Stole 5 bases in a game 5, vs. Bethune-Cookman (5/6/14)  
**Stole 6 bases in a game** 6, vs. #21 Tennessee (3/17/19)  
 Stole 7 bases in a game 7, vs. Presbyterian (5/8/12)  
 Stole 8 bases in a game 8, vs. Alcorn State (2/22/12)

**Walked 10+ times** 11, vs. #9 Arkansas (G2 - 4/5/19)  
 Did not strike out in a game vs. Belmont (3/11/12)

**PITCHING SUPERLATIVES**

**INDIVIDUAL**  
 Nine-inning no-hitter Casey Mize vs. Northeastern (3/9/18)  
 Nine-inning no-hitter (combined) Mike Mueller [2.0], Lee Carter [1.0], Brandon Channell [1.0], Reid Price [1.0], Andrew Skinner [1.0], Arnold Hughey [1.0], Ken Clayton [1.0], Cory Duettt [0.2], Sean Jones [0.1] vs. UAB (3/19/02)

Seven-inning no-hitter Jason Johnson vs. LaGrange College (4/30/91)

Nine-inning perfect game Eric Brandon vs. Murray State (3/2/02)  
 Seven-inning perfect game Jason Johnson vs. LaGrange College (4/30/91)

Nine-inning one-hitter (individual) Keegan Thompson vs. Presbyterian (3/1/14)  
 Nine-inning one-hitter (combined) Justin Camp [6.2], Terrance Dedrick [1.1], Jay Wade [0.2], Rocky McCord [0.1], at Kennesaw St. (3/11/14)  
 Five-inning one-hitter Kevin Davis [3.2], Jacob Milliman [1.1], vs. Radford (2/22/15)

**Nine-inning two-hitter** Tanner Burns [9.0] vs. Cincinnati (3/1/19)

**Complete game** Jack Owen vs. UTSA (3/9/19)  
**Complete game shutout** Jack Owen vs. UTSA (3/9/19)  
 Consecutive complete games K. Thompson vs. Arkansas & LSU (4/4 & 4/11/15)

**Struck out 10 batters** 10 by Tanner Burns vs. UTSA (3/8/19)  
 Struck out 11 batters 11 by Casey Mize vs. Army (6/2/18)  
 Struck out 12 batters 12 by Casey Mize at Kentucky (3/23/18)  
 Struck out 13 batters 13 by Casey Mize vs. Texas A&M (3/16/18)  
**Struck out 15 batters** 15 by Tanner Burns vs. Cincinnati (3/1/19)

**TEAM**  
**Struck out 15+ batters** Garrett Wade [8], Kyle Gray [2], Elliott Anderson [6] at South Alabama (3/12/19)  
**Struck out 20+ batters** Brooks Fuller [4], Ryan Watson [4], Elliott Anderson [3], Cody Greenhill [4], Carson Skipper [3], Garrett Wade [2] vs. Ga State, at Missouri (4/5-7/16)  
 Struck out 15 batters consecutive games 2-0 vs. #21 Tennessee (3/15/19)  
**Shut out an opponent** 6-0 vs. UTSA / 5-0 vs. UTSA (3/8-9/19)  
**Consecutive shutouts** 2-0 vs. UT Martin / 6-0 vs. UTSA / 5-0 vs. UTSA (3/6-9/19)  
**Three straight shutouts** 7-0 at #12 Texas A&M (4/13/19)  
**Shut out an SEC opponent** 7-0 at #12 Texas A&M (4/13/19)  
**Shut out an SEC opponent on the road** 5-0 and 4-0 at Miss. State (3/27-28/15)  
 Consecutive SEC shutouts 5-0 and 4-0 at Miss. State (3/27-28/15)  
 Consecutive SEC shutouts on the road 4-0 at #12 Texas A&M (4/12/19)  
**Was shut out** vs. #24 Missouri (4/1/18)  
 Was held to one hit vs. #13 Arkansas (5/25/17)  
 Was no hit

**FIELDING SUPERLATIVES**  
 2 errors in a game Josh Anthony vs. Texas A&M (3/17/18)  
 3 errors in a game Luke Jarvis vs. Presbyterian (3/11/17)  
 4 errors in a game Brett Burnham at Alabama (4/5/00)

3 double plays turned in a game vs. Alabama A&M (4/3/18)  
 4 double plays turned in a game vs. Georgia Tech (4/4/17)  
 5 double plays turned in a game never

Triple play (Auburn) vs. Memphis (5/22/78)  
 Triple play (Opponent) at Florida [4th] (3/15/08)

Threw a runner out at HP to end game Will Holland vs. Presbyterian (3/12/17)

**MISC. SUPERLATIVES**  
**Won 10 or more consecutive games** 15 (2/24-3/22)  
**Won 15 or more consecutive games** 15 (2/24-3/22)  
**Won 8 or more consecutive SEC games** 9 (4/1-21/95)  
**Lost 5 or more consecutive games** 7 (5/6-5/13/17)

Home winning streak 21 (1964-66)  
 Road winning streak 14 (1967/1995)  
 Season-opening winning streak 17 (2/7-3/5/97)

**Extra-innings victory** 4-3, 13 innings vs. Georgia Southern (2/17/19)  
**Extra-innings loss** 6-9, 15 innings vs. #9 Arkansas (G2 - 4/5/19)

**Swept a 3-game series** vs. #21 Tennessee (3/15-17/19)  
 Swept a road series at Alabama (4/20-21/18)  
 Swept a road SEC series at Alabama (4/20-21/18)  
**Swept a SEC series** vs. #21 Tennessee (3/15-17/19)  
 Swept a 4-game series Maine (2/15-17/13)  
**Swept a doubleheader** vs. UTSA (3/9/19)

**Allowed 3 runs or fewer in a series** 3 vs. UTSA (3/8-9/19)  
 Allowed 3 runs or fewer in a SEC series 3 vs. Miss. State (3/27-29/15)  
**Allowed 4 runs or fewer in a series** 3 vs. UTSA (3/8-9/19)  
 Allowed 4 runs or fewer in a SEC series 4 vs. Georgia (4/23-25/15)  
 Allowed 3 runs or fewer in a road series 3 vs. Miss. State (3/27-29/15)  
 Allowed 3 runs or fewer in a SEC road series 3 vs. Miss. State (3/27-29/15)

Overcome a deficit of 7+ runs 7 runs, [7-0, 12-8] vs. Florida A&M (2/22/17)

Won a 1-0 game vs. Mercer (5/30/15) [NCAA Regional]  
 Lost a 1-0 game vs. Ohio State (2/15/14)

**Walk-off win** vs. Georgia Southern (13 inn.) (2/17/19)  
 Walk-off loss at #1 Florida (11 inn.) (6/11/18)



# HITTER PROFILES

## 9 • RYAN BLISS IF

5-9 • 165 • FR • LaGrange, Ga. • Troup County

- Leads the team with a .306 average in the last 10
- Drove in five runs in a DH vs. Arkansas, including the game-tying run in game one and go-ahead run that didn't hold up in game two
- Drafted in the 30th rd of the 2018 MLB Draft by Boston

### CAREER STATISTICS

| YEAR | AVG  | GP-GS | AB  | R  | H  | 2B | 3B | HR | RBI | SB-A |
|------|------|-------|-----|----|----|----|----|----|-----|------|
| 2019 | .259 | 37-37 | 135 | 22 | 35 | 8  | 1  | 1  | 19  | 5-5  |

### SEASON HIGHS

**At Bats:** 5, four times  
**Runs:** 2, four times  
**Hits:** 3, two times  
**Doubles:** 1, seven times  
**HR:** 1, vs. Cincinnati (3/2)  
**RBI:** 3, vs. Arkansas (4/5)

## 24 • CONOR DAVIS IF

6-3 • 227 • JR • Roswell, Ga. • Blessed Trinity

- Hit a two-run HR and drove in three in the middle game at Texas A&M (4/13)
- Drove in the game-winning run on a RBI double in the series opener vs. Arkansas (4/5)

### CAREER STATISTICS

| YEAR  | AVG  | GP-GS   | AB  | R  | H   | 2B | 3B | HR | RBI | SB-A |
|-------|------|---------|-----|----|-----|----|----|----|-----|------|
| 2017  | .282 | 52-38   | 163 | 22 | 46  | 11 | 0  | 1  | 29  | 1-4  |
| 2018  | .268 | 53-47   | 164 | 26 | 44  | 9  | 0  | 2  | 34  | 3-6  |
| 2019  | .291 | 34-33   | 134 | 19 | 39  | 6  | 1  | 4  | 21  | 2-2  |
| TOTAL | .280 | 139-118 | 461 | 67 | 129 | 26 | 1  | 7  | 84  | 6-12 |

### CAREER HIGHS

**At Bats:** 8, vs. Alabama (5/7/17)  
**Runs:** 3, vs. Longwood (2/17/18)  
**Hits:** 3, six times  
**Doubles:** 2, at Texas A&M (4/9/17)  
**HR:** 1, seven times  
**RBI:** 5, vs. Vanderbilt (5/6/18)

### SEASON HIGHS

**At Bats:** 5, seven times  
**Runs:** 2, three times  
**Hits:** 3, two times  
**Doubles:** 1, six times  
**HR:** 1, four times  
**RBI:** 4, at UAB (3/19)

## 11 • CHASE HALL C

6-2 • 215 • R-JR • Roanoke, Ala. • Southern Union

- Recorded his first hit and drove in a pair of runs vs. Alabama A&M last Tuesday (2/19)

### CAREER STATISTICS

| YEAR | AVG  | GP-GS | AB | R | H | 2B | 3B | HR | RBI | SB-A |
|------|------|-------|----|---|---|----|----|----|-----|------|
| 2019 | .167 | 9-5   | 18 | 0 | 3 | 1  | 0  | 0  | 2   | 0-0  |

### SEASON HIGHS

**At Bats:** 5, vs. AAMU (2/19)  
**Hits:** 1, three times  
**Doubles:** 1, vs. AAMU (2/19)  
**RBI:** 2, vs. AAMU (2/19)

## 17 • WILL HOLLAND IF

5-11 • 185 • JR • Lawrenceville, Ga. • Collins Hill

- Collected a pair of hits, including a double, in the series finale at Texas A&M (4/14)
- Named a preseason All-American and member of the Golden Spikes Award watch list

### CAREER STATISTICS

| YEAR  | AVG  | GP-GS   | AB  | R   | H   | 2B | 3B | HR | RBI | SB-A  |
|-------|------|---------|-----|-----|-----|----|----|----|-----|-------|
| 2017  | .209 | 45-41   | 134 | 23  | 28  | 7  | 1  | 3  | 18  | 4-4   |
| 2018  | .313 | 66-65   | 249 | 61  | 78  | 18 | 0  | 12 | 52  | 9-11  |
| 2019  | .217 | 35-35   | 129 | 25  | 28  | 5  | 0  | 2  | 13  | 13-16 |
| TOTAL | .262 | 146-141 | 512 | 109 | 134 | 30 | 1  | 17 | 83  | 26-31 |

### CAREER HIGHS

**At Bats:** 6, three times  
**Runs:** 4, at Alabama (4/21 - G2)  
**Hits:** 4, two times  
**Doubles:** 2, two times  
**HR:** 2, two times  
**RBI:** 4, two times

### SEASON HIGHS

**At Bats:** 6, vs. UTM (3/5)  
**Runs:** 3, vs. GS (2/15)  
**Hits:** 4, vs. UTM (3/5)  
**Doubles:** 1, five times  
**HR:** 1, two times  
**RBI:** 2, three times

## 16 • KASON HOWELL OF

6-0 • 185 • FR • Argyle, Texas • Liberty Christian

- Leads the team with a .310 average in SEC play
- Has multiple hits in two of the last three and is 5-for-13 during the span
- Drafted in the 20th rd of the 2018 MLB Draft by Boston

### CAREER STATISTICS

| YEAR | AVG  | GP-GS | AB  | R  | H  | 2B | 3B | HR | RBI | SB-A  |
|------|------|-------|-----|----|----|----|----|----|-----|-------|
| 2019 | .299 | 37-37 | 137 | 20 | 41 | 5  | 0  | 0  | 21  | 13-15 |

### SEASON HIGHS

**At Bats:** 6, at MSU (3/24)  
**Runs:** 3, vs. AAMU (2/19)  
**Hits:** 3, two times  
**Doubles:** 1, five times  
**RBI:** 3, vs. UTSA (3/9)

## 10 • EDOUARD JULIEN IF

6-2 • 195 • SO • Quebec City, Quebec • Cardinal-Roy

- Ranks T-5th in the league with seven doubles in SEC play
- Became the fifth fastest player to reach 100 RBI in his Auburn career last Tuesday (9/4 games)

### CAREER STATISTICS

| YEAR  | AVG  | GP-GS | AB  | R  | H  | 2B | 3B | HR | RBI | SB-A  |
|-------|------|-------|-----|----|----|----|----|----|-----|-------|
| 2018  | .275 | 62-59 | 207 | 47 | 57 | 7  | 0  | 17 | 69  | 7-10  |
| 2019  | .271 | 36-36 | 133 | 34 | 36 | 11 | 0  | 7  | 33  | 3-5   |
| TOTAL | .274 | 98-95 | 340 | 81 | 93 | 18 | 0  | 24 | 102 | 10-15 |

### CAREER HIGHS

**At Bats:** 7, vs. Arkansas (4/5/19)  
**Runs:** 5, vs. Alabama A&M (4/3/18)  
**Hits:** 3, five times  
**Doubles:** 2, Alabama A&M (4/3/18)  
**HR:** 2, vs. AAMU (2/20/19)  
**RBI:** 4, six times

### SEASON HIGHS

**At Bats:** 7, vs. Arkansas (4/5)  
**Runs:** 3, two times  
**Hits:** 3, two times  
**Doubles:** 1, 11 times  
**HR:** 2, vs. AAMU (2/20)  
**RBI:** 3, five times

## 2 • EVERETT LAU IF/OF

5-10 • 185 • JR • Oahu, Hawaii • College of San Mateo

- Collected three hits and drove in a season-high five runs, including a three-run HR, vs. UT Martin (3/5)
- Two-time Golden Gate League First Team All-Conference

### CAREER STATISTICS

| YEAR  | AVG  | GP-GS | AB  | R  | H  | 2B | 3B | HR | RBI | SB-A |
|-------|------|-------|-----|----|----|----|----|----|-----|------|
| 2017* | .381 | 33-42 | 126 | 38 | 48 | 9  | 4  | 0  | 32  | --   |
| 2018* | .381 | 45-45 | 181 | 48 | 69 | 17 | 2  | 4  | 45  | --   |
| 2019  | .250 | 14-7  | 32  | 5  | 8  | 1  | 0  | 1  | 6   | 1-1  |

### SEASON HIGHS

**At Bats:** 6, vs. UTM (3/5)  
**Runs:** 2, vs. UTM (3/5)  
**Hits:** 3, vs. UTM (3/5)  
**Doubles:** 1, vs. UTM (3/5)  
**HR:** 1, vs. UTM (3/5)  
**RBI:** 5, vs. UTM (3/5)  
 \*JUCO

## 19 • BRODY MOORE IF

6-0 • 185 • FR • Oneonta, Ala. • Oneonta

- Made his first career start and drove in a run vs. Jacksonville State (4/9)
- Tripled in his first career at-bat vs. Alabama A&M (2/19)

### CAREER STATISTICS

| YEAR | AVG  | GP-GS | AB | R | H | 2B | 3B | HR | RBI | SB-A |
|------|------|-------|----|---|---|----|----|----|-----|------|
| 2019 | .400 | 5-1   | 5  | 2 | 2 | 0  | 1  | 0  | 1   | 0-0  |

### SEASON HIGHS

**At Bats:** 3, vs. JSU (4/9)  
**Runs:** 1, two times  
**Hits:** 1, two times  
**RBI:** 1, vs. JSU (4/9)

## 6 • MATT SCHEFFLER C

6-2 • 190 • JR • Kirkland, Wash. • Pierce

- Went on a season-high seven-game hit streak from 4/2-14 and hit .360 during the span
- 2018 Tacoma Athletic Commission Player of the Year

### CAREER STATISTICS

| YEAR  | AVG  | GP-GS | AB  | R  | H  | 2B | 3B | HR | RBI | SB-A |
|-------|------|-------|-----|----|----|----|----|----|-----|------|
| 2017* | .349 | 36-36 | 126 | 26 | 44 | 5  | 1  | 2  | 19  | --   |
| 2018* | .369 | 42-42 | 160 | 51 | 59 | 12 | 2  | 1  | 22  | --   |
| 2019  | .276 | 34-32 | 116 | 17 | 32 | 6  | 0  | 1  | 14  | 5-6  |

### SEASON HIGHS

**At Bats:** 6, at MSU (3/24)  
**Runs:** 2, two times  
**Hits:** 3, at UCF (2/24)  
**Doubles:** 1, six times  
**HR:** 1, vs. UTSA (3/9)  
**RBI:** 1, 14 times  
 \*JUCO

## 1 • JUDD WARD OF

6-1 • 195 • SO • Russellville, Ala. • Russellville

- Leads the team with a .368 average in the last five
- Tied a season and career-high with three hits in the middle game vs. Arkansas (4/5)
- Drove in a career high four runs in the finale at MSU (3/24)

### CAREER STATISTICS

| YEAR  | AVG  | GP-GS | AB  | R  | H  | 2B | 3B | HR | RBI | SB-A |
|-------|------|-------|-----|----|----|----|----|----|-----|------|
| 2018  | .250 | 37-21 | 84  | 9  | 21 | 2  | 1  | 0  | 8   | 0-2  |
| 2019  | .274 | 37-36 | 135 | 22 | 37 | 6  | 2  | 2  | 20  | 3-4  |
| TOTAL | .265 | 74-57 | 219 | 31 | 58 | 8  | 3  | 2  | 28  | 3-6  |

### CAREER HIGHS

**At Bats:** 7, vs. Arkansas (4/5/19)  
**Runs:** 2, two times  
**Hits:** 3, two times  
**Doubles:** 1, eight times  
**HR:** 1, two times  
**RBI:** 4, at Mississippi State (3/24/19)

### SEASON HIGHS

**At Bats:** 7, vs. Arkansas (4/5)  
**Runs:** 2, four times  
**Hits:** 3, two times  
**Doubles:** 1, six times  
**HR:** 1, two times  
**RBI:** 4, at MSU (3/24)

## 41 • STEVEN WILLIAMS OF

6-3 • 216 • SO • Albany, Ga. • Deerfield-Windsor

- Collected two hits in two of three games at Texas A&M and is 5-for-15 in the last four games

### CAREER STATISTICS

| YEAR  | AVG  | GP-GS   | AB  | R  | H   | 2B | 3B | HR | RBI | SB-A |
|-------|------|---------|-----|----|-----|----|----|----|-----|------|
| 2018  | .291 | 65-65   | 244 | 54 | 71  | 10 | 1  | 12 | 51  | 1-1  |
| 2019  | .241 | 37-37   | 141 | 25 | 34  | 5  | 0  | 4  | 15  | 3-3  |
| TOTAL | .273 | 102-102 | 385 | 79 | 105 | 15 | 1  | 16 | 66  | 4-4  |

### CAREER HIGHS

**At Bats:** 6, two times  
**Runs:** 4, two times  
**Hits:** 4, three times  
**Doubles:** 2, vs. BYU (G1 - 3/3/18)  
**HR:** 1, 16 times  
**RBI:** 7, vs. Longwood (2/17/18)

### SEASON HIGHS

**At Bats:** 6, vs. Arkansas (4/5)  
**Runs:** 3, vs. UC (3/2)  
**Hits:** 3, two times  
**Doubles:** 1, five times  
**HR:** 1, four times  
**RBI:** 3, at UCF (2/24)

## 4 • RANKIN WOLEY IF

6-0 • 210 • JR • Atlanta, Ga. • Chattahoochee Valley

- Matched a season high with three hits at GT (4/16)
- Tied for the team lead with 12 multi-hit games
- Named a 2018 NJCAA First Team All-American and the Alabama Community College Conference Player of the Year

### CAREER STATISTICS

| YEAR  | AVG  | GP-GS | AB  | R  | H  | 2B | 3B | HR | RBI | SB-A |
|-------|------|-------|-----|----|----|----|----|----|-----|------|
| 2017* | .267 | 26-8  | 45  | 8  | 12 | 4  | 1  | 0  | 5   | 0-0  |
| 2018* | .460 | 60-60 | 202 | 58 | 93 | 27 | 1  | 11 | 93  | 1-1  |
| 2019  | .284 | 36-36 | 148 | 22 | 42 | 9  | 1  | 2  | 25  | 2-2  |

### CAREER HIGHS

**At Bats:** 7, vs. Arkansas (4/5/19)  
**Runs:** 3, vs. Gulf Coast State (3/2/18)\*  
**Hits:** 4, two times\*  
**Doubles:** 3, vs. Faulkner (2/17/18)\*  
**HR:** 2, vs. Miami Dade (2/10/18)\*  
**RBI:** 5, at Wallace-Selma (4/21/18)

### SEASON HIGHS

**At Bats:** 7, vs. Arkansas (4/5)  
**Runs:** 2, six times  
**Hits:** 3, two times  
**Doubles:** 2, UC (3/2)  
**HR:** 1, two times  
**RBI:** 3, vs. UC (3/2)

\*at LSU  
 \*JUCO

# PITCHER PROFILES

## 14 • ELLIOTT ANDERSON LHP

6-3 • 212 • JR • Cartersville, Ga. • Cartersville  
 • Leads the team and ranks tied for sixth in the conference with 17 appearances, including 16 in relief

### CAREER STATISTICS

| YEAR  | ERA  | W-L  | G/S  | IP   | H  | R  | ER | BB | K  | BAA  |
|-------|------|------|------|------|----|----|----|----|----|------|
| 2017  | 6.39 | 1-0  | 14/0 | 12.2 | 20 | 9  | 9  | 8  | 9  | .370 |
| 2018  | 3.64 | 5-0  | 24/0 | 29.2 | 25 | 18 | 12 | 15 | 32 | .229 |
| 2019  | 3.00 | 5-1  | 17/1 | 33.0 | 27 | 14 | 11 | 14 | 36 | .220 |
| TOTAL | 3.82 | 11-1 | 55/1 | 75.1 | 72 | 41 | 32 | 37 | 77 | .252 |

### CAREER HIGHS

**Innings:** 4.2, at Texas A&M (4/14/19)  
**Hits:** 6, at Mississippi State (3/24/19)  
**Runs:** 5, at Mississippi State (3/24/19)  
**Earned Runs:** 4, three times  
**Strikeouts:** 7, two times  
**Walks:** 2, four times  
**Pitches:** 72, at Texas A&M (4/14/19)

### SEASON HIGHS

**Innings:** 4.2, at TAMU (4/14)  
**Hits:** 6, at MSU (3/24)  
**Runs:** 5, at MSU (3/24)  
**Earned Runs:** 4, two times  
**Strikeouts:** 7, vs. GS (2/15)  
**Walks:** 2, two times  
**Pitches:** 72, at TAMU (4/14)

## 32 • TANNER BURNS RHP

6-0 • 205 • SO • Decatur, Ala. • Decatur  
 • Turned in a quality outing in six of his last seven starts  
 • Ranks 4th in the SEC in strikeouts and T-4th in innings  
 • Named to the Golden Spikes Award Midseason Watch List and a Midseason All-American by D1 Baseball and PG

### CAREER STATISTICS

| YEAR  | ERA  | W-L  | G/S   | IP    | H   | R  | ER | BB | K   | BAA  |
|-------|------|------|-------|-------|-----|----|----|----|-----|------|
| 2018  | 3.01 | 7-4  | 17/17 | 86.2  | 73  | 41 | 29 | 37 | 77  | .225 |
| 2019  | 2.05 | 4-1  | 9/9   | 57.0  | 36  | 15 | 13 | 13 | 76  | .176 |
| TOTAL | 2.63 | 11-5 | 26/26 | 143.2 | 109 | 56 | 42 | 50 | 153 | .206 |

### CAREER HIGHS

**Innings:** 9.0, vs. Cincinnati (3/1/19)  
**Hits:** 7, two times  
**Runs:** 5, at Mississippi State (3/22/19)  
**Earned Runs:** 4, two times  
**Strikeouts:** 15, vs. Cincinnati (3/1/19)  
**Walks:** 4, two times  
**Pitches:** 115, at South Carolina (3/29/19)

### SEASON HIGHS

**Innings:** 9.0, vs. UC (3/1/19)  
**Hits:** 7, vs. Arkansas (4/5)  
**Runs:** 5, at MSU (3/22)  
**Earned Runs:** 4, at MSU (3/22)  
**Strikeouts:** 15, vs. UC (3/1/19)  
**Walks:** 3, at MSU (3/22)  
**Pitches:** 115, at SC (3/29)

## 13 • DAVIS DANIEL RHP

6-1 • 190 • JR • Montgomery, Ala. • St. James  
 • Drafted by Milwaukee in the 11th rd of the 2018 MLB Draft and elected to return to school

### CAREER STATISTICS

| YEAR  | ERA  | W-L | G/S   | IP    | H   | R  | ER | BB | K   | BAA  |
|-------|------|-----|-------|-------|-----|----|----|----|-----|------|
| 2017  | 5.89 | 4-3 | 17/16 | 70.1  | 75  | 47 | 46 | 26 | 61  | .273 |
| 2018  | 4.86 | 3-4 | 19/10 | 66.2  | 74  | 40 | 36 | 32 | 70  | .278 |
| 2019  | 4.50 | 0-0 | 1/1   | 2.0   | 4   | 2  | 1  | 0  | 4   | .364 |
| TOTAL | 5.37 | 7-7 | 37/27 | 139.0 | 153 | 89 | 83 | 58 | 135 | .277 |

### CAREER HIGHS

**Innings:** 8.0, at Tennessee (4/15/17)  
**Hits:** 9, at Texas A&M (4/9/17)  
**Runs:** 7, two times  
**Earned Runs:** 7, two times  
**Strikeouts:** 8, two times  
**Walks:** 4, three times  
**Pitches:** 109, vs. Missouri (3/31/18)

### SEASON HIGHS

**Innings:** 2.0, vs. GS (2/15)  
**Hits:** 4, vs. GS (2/15)  
**Runs:** 2, vs. GS (2/15)  
**Earned Runs:** 1, vs. GS (2/15)  
**Strikeouts:** 4, vs. GS (2/15)  
**Walks:** --  
**Pitches:** 47, vs. GS (2/15)

## 43 • RICHARD FITTS RHP

6-23 • 185 • FR • Helena, Ala. • Helena  
 • Pitched a combined 8.2 scoreless innings in games vs. Alabama (3/26) and at South Carolina (3/31)  
 • Earned his first career SEC win in the series finale at South Carolina (3/31) and made his first SEC start in the finale vs. Arkansas (4/6)  
 • Is 2-0 with a 3.50 ERA in nine relief appearances

### CAREER STATISTICS

| YEAR | ERA  | W-L | G/S  | IP   | H  | R  | ER | BB | K  | BAA  |
|------|------|-----|------|------|----|----|----|----|----|------|
| 2019 | 5.33 | 2-2 | 11/2 | 25.1 | 31 | 15 | 15 | 9  | 14 | .310 |

### SEASON HIGHS

**Innings:** 5.0, at SC (3/31)  
**Hits:** 5, two times  
**Runs:** 5, vs. Arkansas (4/6)  
**Earned Runs:** 5, vs. Arkansas (4/6)  
**Strikeouts:** 2, five times  
**Walks:** 3, vs. Arkansas (4/6)  
**Pitches:** 74, vs. Arkansas (4/6)

## 18 • BROOKS FULLER LHP

6-12 • 215 • FR • Auburn, Ala. • Auburn  
 • Pitched a season-high 6.0 scoreless innings and earned the win at Texas A&M (4/13)  
 • Has made a Saturday start in three straight SEC series and is 1-1 with a 2.51 ERA in those outings  
 • Named the 2018 ASWA Pitcher and Player of the Year

### CAREER STATISTICS

| YEAR | ERA  | W-L | G/S  | IP   | H  | R  | ER | BB | K  | BAA  |
|------|------|-----|------|------|----|----|----|----|----|------|
| 2019 | 2.32 | 2-1 | 11/4 | 31.0 | 21 | 14 | 8  | 25 | 22 | .194 |

### SEASON HIGHS

**Innings:** 6.0, at TAMU (4/13)  
**Hits:** 4, two times  
**Runs:** 3, two times  
**Earned Runs:** 2, two times  
**Walks:** 4, three times  
**Strikeouts:** 4, two times  
**Pitches:** 93, at TAMU (4/13)

## 23 • PEYTON GLAVINE LHP

5-11 • 176 • SO • Alpharetta, Ga. • Blessed Trinity  
 • Didn't allow a run and struck out seven batters in his first five appearances and 4.0 IP this season

### CAREER STATISTICS

| YEAR  | ERA   | W-L | G/S  | IP  | H  | R  | ER | BB | K  | BAA  |
|-------|-------|-----|------|-----|----|----|----|----|----|------|
| 2018  | 27.00 | 0-0 | 5/0  | 3.0 | 10 | 9  | 9  | 2  | 5  | .526 |
| 2019  | 1.59  | 0-0 | 6/0  | 5.2 | 6  | 1  | 1  | 4  | 9  | .261 |
| TOTAL | 10.38 | 0-0 | 11/0 | 8.2 | 16 | 10 | 10 | 6  | 14 | .381 |

### CAREER HIGHS

**Innings:** 1.2, at Mississippi State (3/23/19)  
**Hits:** 5, vs. Northeastern (3/10/18)  
**Runs:** 6, vs. Northeastern (3/10/18)  
**Earned Runs:** 6, vs. Northeastern (3/10/18)  
**Strikeouts:** 3, vs. Longwood (2/17/18)  
**Walks:** 2, vs. AAMU (2/20/19)  
**Pitches:** 35, vs. AAMU (2/20/19)

### SEASON HIGHS

**Innings:** 1.2, at MSU (3/23)  
**Hits:** 3, two times  
**Runs:** 1, at MSU (3/23)  
**Earned Runs:** 1, at MSU (3/23)  
**Strikeouts:** 2, four times  
**Walks:** 2, vs. AAMU (2/20)  
**Pitches:** 35, vs. AAMU (2/20)

## 36 • KYLE GRAY LHP

5-10 • 205 • R-JR • Austin, Texas • Blinn  
 • Earned his first win in an Auburn uniform after throwing the final 1.2 scoreless innings in the series finale vs. Tennessee (3/17)

### CAREER STATISTICS

| YEAR  | ERA  | W-L | G/S   | IP   | H  | R  | ER | BB | K  | BAA  |
|-------|------|-----|-------|------|----|----|----|----|----|------|
| 2017* | 7.85 | 0-0 | 11/-- | 18.1 | 27 | 16 | 16 | 9  | 25 | --   |
| 2018* | 2.73 | 7-1 | 12/-- | 66.0 | 56 | 25 | 20 | 19 | 91 | --   |
| 2019  | 7.43 | 1-3 | 11/2  | 13.1 | 14 | 13 | 11 | 13 | 9  | .269 |

### CAREER HIGHS

**Innings:** 7.0, four times\*  
**Hits:** 9, at Alvin (4/20/18)\*  
**Runs:** 6, two times\*  
**Earned Runs:** 6, two times\*  
**Strikeouts:** 12, vs. Laredo (3/24/18)\*  
**Walks:** 4, vs. Temple (2/16/18)\*  
**Pitches:** --  
 \*JUCO

### SEASON HIGHS

**Innings:** 3.0, vs. GS (2/17)  
**Hits:** 3, at UCF (2/23)  
**Runs:** 4, at UCF (2/23)  
**Earned Runs:** 4, at UCF (2/23)  
**Strikeouts:** 3, vs. GS (2/17)  
**Walks:** 3, vs. Arkansas (4/6)  
**Pitches:** 69, vs. GS (2/17)

## 20 • CODY GREENHILL RHP

6-4 • 216 • SO • Russellville, Ala. • Russellville  
 • Leads the team and ranks T-3rd in the SEC in saves  
 • Five of his eight saves have come on the road, including four on the road in SEC play  
 • Hasn't allowed a run in five appearances and 8.2 IP

### CAREER STATISTICS

| YEAR  | ERA  | W-L | G/S  | IP   | H  | R  | ER | BB | K  | BAA  |
|-------|------|-----|------|------|----|----|----|----|----|------|
| 2018  | 2.30 | 6-3 | 21/0 | 58.2 | 53 | 17 | 15 | 19 | 55 | .242 |
| 2019  | 2.83 | 0-1 | 15/0 | 28.2 | 24 | 10 | 9  | 7  | 23 | .222 |
| TOTAL | 2.47 | 6-4 | 36/0 | 87.1 | 77 | 27 | 24 | 26 | 78 | .235 |

### CAREER HIGHS

**Innings:** 5.0, at Florida (4/27/18)  
**Hits:** 7, at Mississippi State (3/24/19)  
**Runs:** 5, at Mississippi State (3/24/19)  
**Earned Runs:** 5, at Mississippi State (3/24/19)  
**Strikeouts:** 5, two times  
**Walks:** 3, vs. Georgia State (2/20/18)  
**Pitches:** 86, at N.C. State (6/3/18)

### SEASON HIGHS

**Innings:** 3.0, vs. Arkansas (4/5)  
**Hits:** 7, at MSU (3/24)  
**Runs:** 5, at MSU (3/24)  
**Earned Runs:** 5, at MSU (3/24)  
**Strikeouts:** 4, three times  
**Walks:** 2, two times  
**Pitches:** 54, vs. Arkansas (4/5)

## 8 • BAILEY HORN LHP

6-2 • 212 • R-SO • West, Texas • McLennan  
 • Earned his first win in an Auburn uniform after throwing 3.0 scoreless and hitless innings at UAB (3/19)  
 • Rated a top-75 junior college prospect by Perfect Game  
 • Eleven months removed from partial TJ surgery

### CAREER STATISTICS

| YEAR  | ERA  | W-L | G/S   | IP   | H  | R  | ER | BB | K  | BAA  |
|-------|------|-----|-------|------|----|----|----|----|----|------|
| 2017* | 3.86 | 7-0 | 15/-- | 77.0 | 68 | 44 | 33 | 34 | 77 | --   |
| 2019  | 9.95 | 1-0 | 9/2   | 12.2 | 18 | 15 | 14 | 7  | 8  | .327 |

### CAREER HIGHS

**Innings:** 7.1, vs. Grayson (3/8/17)\*  
**Hits:** 7, two times\*  
**Runs:** 6, vs. San Jac-North (5/30/17)\*  
**Earned Runs:** 6, vs. San Jac (5/30/17)\*  
**Strikeouts:** 8, at North Central Texas (4/19/17)\*  
**Walks:** 4, three times\*  
**Pitches:** --  
 \*JUCO

### SEASON HIGHS

**Innings:** 3.0, two times  
**Hits:** 5, at UCF (2/24)  
**Runs:** 4, two times  
**Earned Runs:** 4, at UCF (2/24)  
**Strikeouts:** 2, at UAB (3/19)  
**Walks:** 2, at MSU (3/24)  
**Pitches:** 52, vs. GS (2/17)

## 33 • WILL MORRISON RHP

6-2 • 180 • FR • Cullman, Ala. • Cullman  
 • Didn't allow a run in a season-high 7.1 IP from 4/6-16  
 • Named the 2018 6A Pitcher of the Year by AL.com  
 • Two-time Collegiate Baseball First Team High School All-American

### CAREER STATISTICS

| YEAR | ERA  | W-L | G/S  | IP   | H  | R  | ER | BB | K  | BAA  |
|------|------|-----|------|------|----|----|----|----|----|------|
| 2019 | 5.51 | 0-0 | 12/0 | 16.1 | 15 | 10 | 10 | 5  | 10 | .259 |

### SEASON HIGHS

**Innings:** 3.0, two times  
**Hits:** 4, vs. Arkansas (4/6)  
**Runs:** 3, at GT (4/16)  
**Earned Runs:** 3, at GT (4/16)  
**Strikeouts:** 5, vs. AAMU (2/19)  
**Walks:** 1, five times  
**Pitches:** 50, vs. Arkansas (4/6)

## 44 • JACK OWEN LHP

6-2 • 174 • SO • Aliso Viejo, Calif. • JSerra Catholic  
 • Expected to return after missing last four weekends  
 • Named the SEC Pitcher of the Week after throwing the first complete-game shutout of his career vs. UTSA (3/9)  
 • Didn't allow an earned run in a record 28.2 IP dating back to last season before giving up a solo HR vs. UT (3/16)

### CAREER STATISTICS

| YEAR  | ERA  | W-L | G/S  | IP   | H  | R  | ER | BB | K    | BAA  |
|-------|------|-----|------|------|----|----|----|----|------|------|
| 2018  | 5.97 | 2-2 | 14/7 | 34.2 | 43 | 24 | 23 | 16 | 35   | .312 |
| 2019  | 0.31 | 3-0 | 5/3  | 29.0 | 16 | 2  | 1  | 2  | 33   | .162 |
| TOTAL | 3.39 | 5-2 | 19   | 10   | 1  | 1  | 1  | 2  | 63.2 | .249 |

### CAREER HIGHS

**Innings:** 9.0, vs. UTSA (3/9/19)  
**Hits:** 9, at Georgia Tech (3/20/18)  
**Runs:** 6, at Georgia Tech (3/20/18)  
**Earned Runs:** 6, at Georgia Tech (3/20/18)  
**Strikeouts:** 10, vs. Cincinnati (3/2/19)  
**Walks:** 2, five times  
**Pitches:** 98, vs. UTSA (3/9/19)

### SEASON HIGHS

**Innings:** 9.0, vs. UTSA (3/9)  
**Hits:** 4, two times  
**Runs:** 1, two times  
**Earned Runs:** 1, vs. UT (3/16)  
**Strikeouts:** 10, vs. UC (3/2)  
**Walks:** 2, vs. GS (2/17)  
**Pitches:** 98, vs. UTSA (3/9)

## 31 • BLAKE SCHILLECI LHP

5-10 • 198 • SR • Birmingham, Ala. • Wallace-Hanceville  
 • Pitched a career-high 3.2 innings and struck out a career-best four batters vs. Georgia Tech (4/2)  
 • Retired the first nine batters he faced in the outing

### CAREER STATISTICS

| YEAR  | ERA  | W-L | G/S  | IP   | H  | R  | ER | BB | K  | BAA  |
|-------|------|-----|------|------|----|----|----|----|----|------|
| 2018  | 9.53 | 0-0 | 6/0  | 5.2  | 8  | 6  | 6  | 3  | 3  | .333 |
| 2019  | 9.00 | 0-1 | 5/0  | 7.0  | 8  | 7  | 7  | 5  | 8  | .286 |
| TOTAL | 9.24 | 0-1 | 11/0 | 12.2 | 16 | 13 | 13 | 8  | 11 | .308 |

### CAREER HIGHS

**Innings:** 3.2, vs. Georgia Tech (4/2/19)  
**Hits:** 3, three times  
**Runs:** 4, vs. Georgia Tech (4/2/19)  
**Earned Runs:** 4, vs. Georgia Tech (4/2/19)  
**Strikeouts:** 4, vs. Georgia Tech (4/2/19)  
**Walks:** 3, vs. Georgia Tech (4/2/19)  
**Pitches:** 64, vs. Georgia Tech (4/2/19)

### SEASON HIGHS

**Innings:** 3.2, vs. GT (4/2)  
**Hits:** 3, two times  
**Runs:** 4, vs. GT (4/2)  
**Earned Runs:** 4, vs. GT (4/2)  
**Strikeouts:** 4, vs. GT (4/2)  
**Walks:** 3, vs. GT (4/2)  
**Pitches:** 64, vs. GT (4/2)

**29 • CARSON SKIPPER** LHP

6-3 • 195 • FR • Trussville, Ala. • Hewitt-Trussville  
 • Three-time ASWA 7A First Team All-State honoree  
 • 2018 AL.com All-Birmingham Player of the Year

**CAREER STATISTICS**

| YEAR | ERA  | W-L | G/5  | IP   | H  | R  | ER | BB | K  | BAA  |
|------|------|-----|------|------|----|----|----|----|----|------|
| 2019 | 6.82 | 3-2 | 14/7 | 30.1 | 37 | 27 | 23 | 19 | 34 | .294 |

**SEASON HIGHS**

**Innings:** 4.2, vs. UTSA (3/9)  
**Hits:** 5, three times  
**Runs:** 5, two times  
**Earned Runs:** 5 vs. Arkansas (4/5)  
**Strikeouts:** 8, vs. AAMU (2/19)  
**Walks:** 4, at GT (4/16)  
**Pitches:** 78, vs. Arkansas (4/5)

**40 • GARRETT WADE** LHP

6-2 • 205 • FR • Hartselle, Ala. • Hartselle  
 • Will make his first SEC start in the series opener  
 • Named a 2017 Under Armour All-American and the 2018 Alabama Gatorade Player of the Year  
 • Drafted in the 38th rd of the 2018 MLB Draft by Tampa Bay

**CAREER STATISTICS**

| YEAR | ERA  | W-L | G/5  | IP   | H  | R  | ER | BB | K  | BAA  |
|------|------|-----|------|------|----|----|----|----|----|------|
| 2019 | 5.47 | 3-0 | 10/6 | 26.1 | 26 | 18 | 16 | 24 | 34 | .263 |

**SEASON HIGHS**

**Innings:** 5.0, two times  
**Hits:** 6, vs. JSU (4/9)  
**Runs:** 5, vs. JSU (4/9)  
**Earned Runs:** 5, vs. JSU (4/9)  
**Strikeouts:** 8, two times  
**Walks:** 5, vs. UA (3/26)  
**Pitches:** 91, at USA (3/12)

**37 • RYAN WATSON** RHP

6-5 • 215 • JR • Auburn, Ala. • Auburn  
 • Has struck out 15 batters in his last 10.0 IP  
 • Didn't allow a run in a career-best 6.1 innings (3/30-4/9)

**CAREER STATISTICS**

| YEAR  | ERA  | W-L | G/5  | IP   | H  | R  | ER | BB | K  | BAA  |
|-------|------|-----|------|------|----|----|----|----|----|------|
| 2017  | 5.17 | 1-1 | 22/2 | 31.1 | 39 | 21 | 18 | 11 | 22 | .298 |
| 2018  | 4.76 | 0-0 | 7/2  | 11.1 | 13 | 6  | 6  | 5  | 9  | .310 |
| 2019  | 5.48 | 0-1 | 13/0 | 21.1 | 25 | 13 | 13 | 8  | 20 | .309 |
| TOTAL | 5.20 | 1-2 | 42/4 | 64.0 | 77 | 40 | 37 | 24 | 51 | .303 |

**CAREER HIGHS**

**Innings:** 3.1, three times  
**Hits:** 5, two times  
**Runs:** 5, at Mississippi State (3/23/19)  
**Earned Runs:** 5, at Mississippi State (3/23/19)  
**Strikeouts:** 4, two times  
**Walks:** 3, two times  
**Pitches:** 60, vs. Memphis (3/14/18)

**SEASON HIGHS**

**Innings:** 3.1, vs. GS (2/16)  
**Hits:** 4, two times  
**Runs:** 5, at MSU (3/23)  
**Earned Runs:** 5, at MSU (3/23)  
**Strikeouts:** 4, two times  
**Walks:** 3, at GT (4/16)  
**Pitches:** 45, at GT (4/16)

**BIG INNINGS**

Innings with four or more runs

**AUBURN - 14**

| Date | Opponent             | Inn. | Batters | R | H | E | Score |
|------|----------------------|------|---------|---|---|---|-------|
| 2/15 | Georgia Southern     | 1    | 10      | 5 | 4 | 1 | 5-1   |
| 2/16 | Georgia Southern     | 3    | 8       | 4 | 4 | 1 | 4-0   |
| 2/19 | Alabama A&M          | 3    | 9       | 4 | 2 | 2 | 5-1   |
| 2/24 | at UCF               | 4    | 7       | 4 | 4 | 0 | 9-6   |
| 3/2  | Cincinnati (G2)      | 1    | 8       | 4 | 2 | 1 | 4-2   |
| 3/5  | UT Martin            | 3    | 9       | 4 | 6 | 0 | 5-6   |
| 3/8  | UTSA                 | 3    | 8       | 4 | 3 | 1 | 4-0   |
| 3/9  | UTSA (G2)            | 1    | 8       | 5 | 5 | 0 | 5-0   |
| 3/16 | Tennessee            | 5    | 9       | 4 | 3 | 0 | 5-1   |
| 3/19 | at UAB               | 5    | 13      | 8 | 5 | 1 | 8-4   |
| 3/24 | at Mississippi State | 3    | 9       | 4 | 6 | 0 | 4-2   |
| 3/24 | at Mississippi State | 4    | 11      | 7 | 6 | 2 | 11-5  |
| 3/31 | at South Carolina    | 2    | 9       | 6 | 3 | 0 | 6-1   |
| 4/13 | at Texas A&M         | 9    | 9       | 4 | 4 | 0 | 7-0   |

**Record with a big inning:** 11-2  
**Record without a big inning:** 13-11

**OPPONENT - 12**

| Date | Opponent             | Inn. | Batters | R | H | E | Score |
|------|----------------------|------|---------|---|---|---|-------|
| 2/24 | at UCF               | 2    | 8       | 4 | 5 | 1 | 3-5   |
| 3/19 | at UAB               | 2    | 8       | 4 | 2 | 1 | 0-4   |
| 3/22 | at Mississippi State | 1    | 9       | 4 | 3 | 0 | 0-4   |
| 3/23 | at Mississippi State | 1    | 10      | 5 | 4 | 2 | 0-5   |
| 3/23 | at Mississippi State | 8    | 11      | 7 | 6 | 0 | 2-15  |
| 3/24 | at Mississippi State | 5    | 7       | 4 | 3 | 0 | 11-10 |
| 3/24 | at Mississippi State | 8    | 8       | 5 | 4 | 0 | 15-20 |
| 4/2  | GEORGIA TECH         | 4    | 9       | 4 | 2 | 0 | 5-3   |
| 4/2  | GEORGIA TECH         | 8    | 9       | 4 | 2 | 0 | 9-3   |
| 4/9  | JACKSONVILLE STATE   | 4    | 9       | 6 | 6 | 0 | 6-6   |
| 4/9  | JACKSONVILLE STATE   | 7    | 10      | 5 | 2 | 0 | 6-11  |
| 4/14 | at Texas A&M         | 4    | 7       | 4 | 4 | 0 | 1-4   |

**Record when allowing a big inning:** 3-5  
**Record when not allowing a big inning:** 21-8

**AUBURN IN THE NATIONAL AND SEC RANKINGS**

(As of Apr. 15)

| TEAM                     | TOTAL        | NCAA        | SEC        |
|--------------------------|--------------|-------------|------------|
| Shutouts                 | 7            | 2           | 2          |
| H/9.0 IP                 | 7.99         | 42          | 9          |
| <b>32 TANNER BURNS</b>   | <b>TOTAL</b> | <b>NCAA</b> | <b>SEC</b> |
| Strikeouts               | 76           | 15          | 4          |
| WHIP                     | 0.86         | 21          | 3          |
| K/9.0 IP                 | 12.00        | 35          | 7          |
| K-BB ratio               | 5.85         | 36          | 8          |
| H/9.0 IP                 | 5.68         | 39          | 6          |
| Complete Games           | 1            | 42          | 1          |
| <b>20 CODY GREENHILL</b> | <b>TOTAL</b> | <b>NCAA</b> | <b>SEC</b> |
| Saves                    | 8            | 13          | 3          |
| <b>10 EDOUARD JULIEN</b> | <b>TOTAL</b> | <b>NCAA</b> | <b>SEC</b> |
| Walks                    | 29           | 45          | 3          |
| <b>44 JACK OWEN</b>      | <b>TOTAL</b> | <b>NCAA</b> | <b>SEC</b> |
| Complete Games           | 1            | 42          | 1          |

**GAMEDAY EXPERIENCE: SAMFORD STADIUM-HITCHCOCK FIELD AT PLAINSMAN PARK**

» Auburn's baseball home for the past 68 seasons, Samford Stadium-Hitchcock Field at Plainsman Park seats 4,096, including 3,227 chairback seats. Auburn's baseball field has been called a renaissance of Camden Yard proportions and received a new 24x64 foot video board, sound system and lighting prior to 2017.





# PITCHING CAREERS

## ELLIOTT ANDERSON'S CAREER APPEARANCES

\*- Starter

### 2017 - FRESHMAN YEAR

| Date | Opp (Res.)                       | DEC | QS | IP  | H | R | ER | BBSO | HR | ERA   | NP |
|------|----------------------------------|-----|----|-----|---|---|----|------|----|-------|----|
| 2/17 | GEORGE WASHINGTON (W, 9-0)       | -   | -  | 1.0 | 0 | 0 | 0  | 0    | 1  | 0.00  | 9  |
| 2/22 | FLORIDA A&M (W, 12-8)            | -   | -  | 0.0 | 2 | 3 | 3  | 2    | 0  | 27.00 | 14 |
| 3/3  | LIPSCOMB (W, 8-0)                | -   | -  | 0.1 | 1 | 0 | 0  | 1    | 1  | 20.25 | 20 |
| 3/7  | SOUTH ALABAMA (L, 3-14)          | -   | -  | 0.2 | 3 | 4 | 4  | 2    | 1  | 31.50 | 22 |
| 3/10 | PRESBYTERIAN (L, 8-11)           | -   | -  | 0.2 | 0 | 0 | 0  | 0    | 0  | 23.62 | 2  |
| 3/15 | JACKSONVILLE STATE (W, 10-1)     | -   | -  | 2.0 | 3 | 0 | 0  | 1    | 0  | 13.50 | 25 |
| 4/25 | TROY (L, 2-5)                    | -   | -  | 1.2 | 2 | 0 | 0  | 2    | 0  | 9.95  | 22 |
| 4/29 | at #7 Mississippi State (W, 5-3) | W   | -  | 2.1 | 4 | 1 | 1  | 0    | 1  | 8.31  | 36 |
| 5/7  | ALABAMA (L, 9-11)                | -   | -  | 0.2 | 0 | 0 | 0  | 1    | 0  | 7.71  | 11 |
| 5/9  | at UAB (L, 2-8)                  | -   | -  | 1.1 | 2 | 1 | 1  | 1    | 1  | 7.59  | 31 |
| 5/12 | at #10 LSU (L, 3-5)              | -   | -  | 0.1 | 1 | 0 | 0  | 0    | 0  | 7.36  | 3  |
| 5/20 | OLE MISS (L, 4-8)                | -   | -  | 1.1 | 1 | 0 | 0  | 1    | 0  | 6.57  | 19 |
| 5/24 | vs. #4 Florida (L, 4-5)          | -   | -  | 0.0 | 0 | 0 | 0  | 1    | 0  | 6.57  | 5  |
| 6/5  | at #16 Florida State (L, 0-6)    | -   | -  | 0.1 | 1 | 0 | 0  | 0    | 0  | 6.39  | 8  |

### 2018 - SOPHOMORE YEAR

| Date | Opp (Res.)                    | DEC | QS | IP  | H | R | ER | BBSO | HR | ERA  | NP |
|------|-------------------------------|-----|----|-----|---|---|----|------|----|------|----|
| 2/18 | LONGWOOD (W, 3-0)             | -   | -  | 2.0 | 1 | 0 | 0  | 1    | 2  | 0.00 | 31 |
| 2/21 | TROY (W, 6-5)                 | -   | -  | 0.1 | 3 | 3 | 0  | 1    | 0  | 0.00 | 21 |
| 2/24 | BRYANT (W, 13-4)              | W   | -  | 2.1 | 0 | 0 | 0  | 0    | 0  | 0.00 | 34 |
| 2/27 | at #15 South Alabama (W, 7-6) | W   | -  | 1.0 | 1 | 2 | 2  | 1    | 2  | 3.18 | 19 |
| 3/2  | BYU (W, 4-3)                  | -   | -  | 0.0 | 1 | 0 | 0  | 0    | 0  | 3.18 | 2  |
| 3/6  | at UAB (W, 11-8)              | -   | -  | 1.0 | 2 | 2 | 0  | 1    | 0  | 2.70 | 21 |
| 3/13 | GEORGIA TECH (W, 12-7)        | W   | -  | 3.1 | 2 | 3 | 3  | 1    | 3  | 4.50 | 45 |
| 3/17 | #6 TEXAS A&M (W, 11-5)        | -   | -  | 1.0 | 2 | 1 | 1  | 1    | 1  | 4.91 | 26 |
| 3/20 | at Georgia Tech (L, 6-4)      | -   | -  | 2.0 | 2 | 0 | 0  | 2    | 4  | 4.15 | 45 |
| 3/23 | at #8 Kentucky (L, 5-4)       | -   | -  | 0.0 | 0 | 0 | 0  | 0    | 0  | 4.15 | 1  |
| 3/25 | at #8 Kentucky (L, 13-3)      | -   | -  | 0.0 | 1 | 2 | 2  | 1    | 0  | 5.54 | 13 |
| 3/27 | vs. Alabama (W, 5-2)          | -   | -  | 0.0 | 0 | 0 | 0  | 1    | 0  | 5.54 | 5  |
| 4/3  | ALABAMA A&M (W, 19-5)         | W   | -  | 1.2 | 0 | 0 | 0  | 1    | 0  | 4.91 | 18 |
| 4/10 | at Samford (L, 12-3)          | -   | -  | 1.2 | 0 | 1 | 0  | 1    | 1  | 4.41 | 28 |
| 4/14 | MISSISSIPPI STATE (L, 7-2)    | -   | -  | 1.0 | 0 | 0 | 0  | 1    | 1  | 4.15 | 20 |
| 4/17 | UAB (W, 12-2)                 | W   | -  | 4.0 | 0 | 0 | 0  | 1    | 7  | 3.37 | 48 |
| 4/24 | SAMFORD (W, 7-2)              | -   | -  | 3.2 | 3 | 0 | 0  | 1    | 4  | 2.88 | 51 |
| 4/26 | at #1 Florida (L, 3-1)        | -   | -  | 0.2 | 1 | 0 | 0  | 1    | 1  | 2.81 | 16 |
| 5/5  | #17 VANDERBILT (W, 11-5)      | -   | -  | 0.2 | 2 | 1 | 1  | 1    | 0  | 3.08 | 10 |
| 5/10 | at #5 Ole Miss (L, 5-4)       | -   | -  | 0.2 | 1 | 0 | 0  | 0    | 0  | 3.00 | 10 |
| 5/11 | at #5 Ole Miss (L, 8-3)       | -   | -  | 1.0 | 1 | 1 | 1  | 0    | 1  | 3.21 | 15 |
| 5/15 | at Troy (L, 9-5)              | -   | -  | 0.1 | 2 | 2 | 2  | 0    | 1  | 3.81 | 9  |
| 5/25 | vs. #4 Ole Miss (L, 7-0)      | -   | -  | 0.1 | 0 | 0 | 0  | 1    | 0  | 3.77 | 4  |
| 6/2  | vs. Army (W, 12-1)            | -   | -  | 1.0 | 1 | 0 | 0  | 2    | 0  | 3.64 | 18 |

### 2019 - JUNIOR YEAR

| Date | Opp (Res.)                          | DEC | QS | IP  | H | R | ER | BBSO | HR | ERA  | NP |
|------|-------------------------------------|-----|----|-----|---|---|----|------|----|------|----|
| 2/15 | GEORGIA SOUTHERN (W, 11-2)          | W   | -  | 4.0 | 2 | 0 | 0  | 0    | 7  | 0.00 | 45 |
| 2/19 | ALABAMA A&M (W, 10-1)               | -   | -  | 2.0 | 1 | 0 | 0  | 0    | 2  | 0.00 | 29 |
| 2/22 | at UCF (W, 4-1)                     | -   | -  | 2.0 | 3 | 0 | 0  | 2    | 2  | 0.00 | 42 |
| 2/24 | at UCF (W, 13-9)                    | -   | -  | 1.0 | 0 | 0 | 0  | 0    | 0  | 0.00 | 9  |
| 3/3  | CINCINNATI (W, 9-5)                 | W   | -  | 4.1 | 3 | 1 | 1  | 1    | 6  | 0.68 | 69 |
| 3/8  | UTSA (W, 6-0)                       | -   | -  | 2.0 | 0 | 0 | 0  | 0    | 0  | 0.59 | 19 |
| 3/12 | at South Alabama (W, 6-2)           | -   | -  | 2.0 | 3 | 0 | 0  | 0    | 6  | 0.52 | 38 |
| 3/15 | #21 TENNESSEE (W, 2-0)              | W   | -  | 0.1 | 0 | 0 | 0  | 1    | 0  | 0.51 | 6  |
| 3/16 | #21 TENNESSEE (W, 5-2)              | -   | -  | 1.1 | 2 | 0 | 0  | 1    | 1  | 0.47 | 27 |
| 3/22 | at #4 Mississippi State (W, 6-5)    | W   | -  | 0.2 | 0 | 0 | 0  | 1    | 0  | 0.46 | 12 |
| 3/24 | *at #4 Mississippi State (L, 15-20) | -   | -  | 2.2 | 6 | 5 | 4  | 1    | 2  | 2.01 | 55 |
| 3/29 | at South Carolina (W, 4-2)          | -   | -  | 1.1 | 0 | 0 | 0  | 1    | 0  | 1.90 | 15 |
| 3/30 | at South Carolina (L, 0-4)          | -   | -  | 0.2 | 0 | 2 | 0  | 3    | 0  | 1.85 | 24 |
| 4/5  | #9 ARKANSAS (W, 6-3)                | W   | -  | 1.1 | 0 | 0 | 0  | 0    | 0  | 1.75 | 14 |
| 4/5  | #9 ARKANSAS (L, 6-9)                | -   | -  | 2.0 | 3 | 1 | 1  | 1    | 3  | 1.95 | 32 |
| 4/9  | JACKSONVILLE STATE (L, 6-11)        | L   | -  | 0.2 | 2 | 4 | 4  | 2    | 1  | 3.18 | 28 |
| 4/14 | at #12 Texas A&M (L, 1-4)           | -   | -  | 4.2 | 2 | 1 | 1  | 1    | 5  | 3.00 | 72 |

## TANNER BURNS' CAREER APPEARANCES

\*- Starter

### 2018 - FRESHMAN YEAR

| Date | Opp (Res.)                  | DEC | QS | IP  | H | R | ER | BBSO | HR | ERA  | NP  |
|------|-----------------------------|-----|----|-----|---|---|----|------|----|------|-----|
| 2/18 | *LONGWOOD (W, 3-0)          | W   | -  | 5.0 | 4 | 0 | 0  | 0    | 6  | 0.00 | 64  |
| 2/24 | *BRYANT (W, 3-1)            | -   | X  | 7.0 | 2 | 1 | 1  | 2    | 8  | 0.75 | 96  |
| 3/3  | *BYU (W, 9-5)               | W   | -  | 5.0 | 4 | 1 | 1  | 2    | 4  | 1.06 | 79  |
| 3/10 | *NORTHEASTERN (L, 2-1)      | L   | -  | 4.1 | 5 | 2 | 2  | 4    | 5  | 1.69 | 84  |
| 3/18 | *#6 TEXAS A&M (L, 5-1)      | L   | -  | 5.0 | 5 | 3 | 2  | 3    | 4  | 2.05 | 84  |
| 3/25 | *at #8 Kentucky (L, 13-3)   | L   | -  | 2.0 | 4 | 4 | 3  | 2    | 1  | 2.86 | 50  |
| 4/1  | *#24 MISSOURI (L, 5-0)      | L   | -  | 5.0 | 1 | 4 | 0  | 3    | 6  | 1.24 | 94  |
| 4/8  | *at #5 Arkansas (L, 5-4)    | -   | X  | 6.0 | 4 | 2 | 1  | 2    | 7  | 2.29 | 94  |
| 4/15 | *MISSISSIPPI STATE (W, 7-5) | -   | -  | 4.2 | 5 | 3 | 3  | 1    | 4  | 2.66 | 71  |
| 4/21 | *at Alabama (W, 5-0)        | W   | X  | 7.0 | 4 | 0 | 0  | 1    | 7  | 2.29 | 99  |
| 4/27 | *at #11 Florida (W, 11-5)   | -   | -  | 4.0 | 3 | 3 | 3  | 2    | 6  | 2.62 | 85  |
| 5/5  | *#17 VANDERBILT (W, 11-5)   | W   | -  | 5.0 | 5 | 4 | 4  | 2    | 5  | 3.00 | 79  |
| 5/12 | *at #5 Ole Miss (L, 10-3)   | -   | -  | 1.2 | 3 | 3 | 3  | 1    | 0  | 3.36 | 40  |
| 5/17 | *LSU (W, 11-4)              | W   | X  | 6.0 | 6 | 4 | 2  | 2    | 4  | 3.33 | 97  |
| 5/23 | *vs. #4 Ole Miss (W, 9-3)   | W   | X  | 7.0 | 6 | 3 | 1  | 2    | 3  | 3.13 | 105 |
| 6/1  | *vs. Northeastern (W, 13-4) | W   | X  | 6.0 | 7 | 3 | 2  | 1    | 2  | 3.12 | 96  |
| 6/10 | *vs. #1 Florida (W, 3-2)    | -   | X  | 6.0 | 5 | 1 | 1  | 4    | 3  | 3.01 | 97  |

### 2019 - SOPHOMORE YEAR

| Date | Opp (Res.)                        | DEC | QS | IP  | H | R | ER | BBSO | HR | ERA | NP   |     |
|------|-----------------------------------|-----|----|-----|---|---|----|------|----|-----|------|-----|
| 2/16 | *GEORGIA SOUTHERN (L, 5-7)        | -   | -  | 5.0 | 3 | 1 | 1  | 1    | 7  | 0   | 1.80 | 74  |
| 2/22 | *at UCF (W, 4-1)                  | W   | -  | 5.2 | 2 | 1 | 1  | 2    | 7  | 0   | 1.69 | 96  |
| 3/1  | *CINCINNATI (W, 5-0)              | W   | X  | 9.0 | 2 | 0 | 0  | 0    | 15 | 0   | 0.92 | 104 |
| 3/8  | *UTSA (W, 6-0)                    | W   | X  | 7.0 | 4 | 0 | 0  | 1    | 10 | 0   | 0.68 | 99  |
| 3/15 | *#21 TENNESSEE (W, 2-0)           | -   | -  | 6.2 | 4 | 0 | 0  | 1    | 9  | 0   | 0.54 | 111 |
| 3/22 | *at #4 Mississippi State (W, 6-5) | -   | -  | 5.0 | 5 | 5 | 4  | 3    | 4  | 0   | 1.41 | 100 |
| 3/29 | *at South Carolina (W, 4-2)       | W   | X  | 6.2 | 4 | 2 | 1  | 2    | 7  | 1   | 1.40 | 115 |
| 4/5  | *#9 ARKANSAS (W, 6-3)             | -   | X  | 6.0 | 7 | 3 | 3  | 2    | 10 | 1   | 1.76 | 106 |
| 4/12 | *at #12 Texas A&M (L, 0-4)        | L   | X  | 6.0 | 5 | 3 | 3  | 1    | 7  | 0   | 2.05 | 95  |

## DAVIS DANIEL'S CAREER APPEARANCES

\*- Starter

### 2017 - FRESHMAN YEAR

| Date | Opp (Res.)                         | DEC | QS | IP  | H | R | ER | BB | SO | HR | ERA  | NP  |
|------|------------------------------------|-----|----|-----|---|---|----|----|----|----|------|-----|
| 2/19 | *GEORGE WASHINGTON (W, 4-3)        | -   | -  | 4.1 | 7 | 2 | 2  | 0  | 3  | 0  | 4.15 | 75  |
| 2/26 | *HOLY CROSS (W, 13-4)              | -   | -  | 4.1 | 5 | 2 | 2  | 0  | 6  | 1  | 4.15 | 72  |
| 3/5  | *LIPSCOMB (L, 7-8)                 | -   | -  | 1.1 | 5 | 5 | 5  | 2  | 1  | 0  | 8.10 | 45  |
| 3/8  | *KENNESAW STATE (W, 6-4)           | -   | -  | 2.0 | 1 | 0 | 0  | 0  | 1  | 0  | 6.75 | 19  |
| 3/12 | *PRESBYTERIAN (W, 8-0)             | W   | X  | 6.0 | 3 | 0 | 0  | 2  | 8  | 0  | 4.50 | 92  |
| 3/19 | *#5 FLORIDA (W, 6-5)               | -   | -  | 2.1 | 3 | 4 | 4  | 1  | 0  | 0  | 5.75 | 45  |
| 3/26 | *at Georgia (W, 4-1)               | W   | X  | 6.0 | 4 | 0 | 0  | 1  | 6  | 0  | 4.44 | -   |
| 4/1  | *#6 SOUTH CAROLINA (L, 0-7)        | L   | -  | 5.1 | 4 | 4 | 4  | 2  | 4  | 0  | 4.83 | 93  |
| 4/9  | *at Texas A&M (L, 1-3)             | L   | -  | 5.1 | 9 | 3 | 3  | 1  | 5  | 0  | 4.86 | 90  |
| 4/15 | *at Tennessee (W, 8-1)             | W   | X  | 8.0 | 3 | 0 | 0  | 3  | 5  | 0  | 4.00 | 101 |
| 4/22 | *#16 ARKANSAS (L, 3-7)             | -   | -  | 5.0 | 5 | 3 | 3  | 2  | 3  | 1  | 4.14 | 92  |
| 4/29 | *at #7 Mississippi State (W, 17-8) | -   | -  | 4.1 | 6 | 7 | 7  | 2  | 1  | 3  | 4.97 | 81  |
| 5/7  | *ALABAMA (L, 9-11)                 | -   | -  | 4.0 | 5 | 3 | 3  | 1  | 5  | 1  | 5.09 | 67  |
| 5/13 | at #10 LSU (L, 1-9)                | -   | -  | 1.1 | 0 | 2 | 2  | 3  | 0  | 0  | 5.28 | 29  |
| 5/19 | *OLE MISS (W, 9-1)                 | W   | X  | 6.1 | 4 | 1 | 1  | 3  | 8  | 0  | 4.91 | 106 |
| 5/25 | *vs. #13 Arkansas (L, 0-12)        | L   | -  | 3.1 | 6 | 7 | 7  | 2  | 5  | 2  | 5.58 | 65  |
| 6/4  | *at #16 Florida State (L, 7-8)     | -   | -  | 1.0 | 5 | 4 | 3  | 1  | 0  | 0  | 5.89 | 42  |



**PEYTON GLAVINE'S CAREER APPEARANCES**

**2018 - FRESHMAN YEAR**

| Date | Opp (Res.)               | DEC | QS | IP  | H | R | ER | BB | SO | HR | ERA   | NP |
|------|--------------------------|-----|----|-----|---|---|----|----|----|----|-------|----|
| 2/17 | LONGWOOD (W, 25-1)       | -   | -  | 1.0 | 0 | 0 | 0  | 0  | 3  | 0  | 0.00  | 15 |
| 2/23 | BRYANT (W, 15-7)         | -   | -  | 1.0 | 0 | 0 | 0  | 1  | 1  | 0  | 0.00  | 26 |
| 3/3  | BYU (W, 9-5)             | -   | -  | 0.2 | 4 | 3 | 3  | 0  | 0  | 0  | 10.12 | 18 |
| 3/10 | NORTHEASTERN (W, 14-8)   | -   | -  | 0.0 | 5 | 6 | 6  | 1  | 0  | 0  | 30.38 | 19 |
| 3/25 | at #8 Kentucky (L, 13-3) | -   | -  | 0.1 | 1 | 0 | 0  | 0  | 1  | 0  | 27.00 | 9  |

**2019 - SOPHOMORE YEAR**

| Date | Opp (Res.)                        | DEC | QS | IP  | H | R | ER | BB | SO | HR | ERA  | NP |
|------|-----------------------------------|-----|----|-----|---|---|----|----|----|----|------|----|
| 2/16 | GEORGIA SOUTHERN (L, 5-7)         | -   | -  | 0.2 | 0 | 0 | 0  | 0  | 1  | 0  | 0.00 | 11 |
| 2/20 | ALABAMA A&M (W, 10-2)             | -   | -  | 1.0 | 3 | 0 | 0  | 2  | 2  | 0  | 0.00 | 35 |
| 3/9  | UTSA (W, 8-3)                     | -   | -  | 1.0 | 0 | 0 | 0  | 0  | 2  | 0  | 0.00 | 12 |
| 3/17 | #21 TENNESSEE (W, 5-3)            | -   | -  | 0.1 | 0 | 0 | 0  | 1  | 0  | 0  | 0.00 | 8  |
| 3/19 | at UAB (W, 13-5)                  | -   | -  | 1.0 | 0 | 0 | 0  | 0  | 2  | 0  | 0.00 | 14 |
| 3/23 | at #4 Mississippi State (L, 2-15) | -   | -  | 1.2 | 3 | 1 | 1  | 1  | 2  | 0  | 1.59 | 34 |

**KYLE GRAY'S CAREER APPEARANCES**

\*- Starter

**2019 - REDSHIRT JUNIOR YEAR**

| Date | Opp (Res.)                         | DEC | QS | IP  | H | R | ER | BB | SO | HR | ERA  | NP |
|------|------------------------------------|-----|----|-----|---|---|----|----|----|----|------|----|
| 2/17 | *GEORGIA SOUTHERN (W, 4-3)         | -   | -  | 3.0 | 2 | 2 | 0  | 2  | 3  | 0  | 0.00 | 69 |
| 2/23 | *at UCF (L, 1-6)                   | L   | -  | 1.1 | 3 | 4 | 4  | 2  | 1  | 0  | 8.31 | 36 |
| 3/6  | UT MARTIN (W, 2-0)                 | -   | -  | 1.0 | 1 | 0 | 0  | 0  | 1  | 0  | 6.75 | 16 |
| 3/12 | at South Alabama (W, 6-2)          | -   | -  | 2.0 | 1 | 1 | 1  | 1  | 2  | 1  | 5.79 | 30 |
| 3/17 | #21 TENNESSEE (W, 5-3)             | W   | -  | 1.2 | 1 | 0 | 0  | 2  | 0  | 0  | 5.00 | 29 |
| 3/22 | at #4 Mississippi State (W, 6-5)   | -   | -  | 1.1 | 1 | 0 | 0  | 0  | 0  | 0  | 4.35 | 18 |
| 3/24 | at #4 Mississippi State (L, 15-20) | -   | -  | 0.2 | 1 | 1 | 1  | 0  | 1  | 1  | 4.91 | 14 |
| 3/26 | vs. Alabama (L, 3-6)               | L   | -  | 0.0 | 1 | 1 | 1  | 0  | 0  | 0  | 5.73 | 2  |
| 4/2  | GEORGIA TECH (L, 3-9)              | L   | -  | 0.1 | 1 | 2 | 2  | 2  | 0  | 0  | 7.15 | 16 |
| 4/6  | #9 ARKANSAS (L, 0-8)               | -   | -  | 1.0 | 0 | 1 | 1  | 3  | 0  | 0  | 7.30 | 27 |
| 4/16 | at #16 Georgia Tech (L, 6-11)      | -   | -  | 1.0 | 2 | 1 | 1  | 1  | 1  | 0  | 7.43 | 28 |

**CODY GREENHILL'S CAREER APPEARANCES**

**2018 - FRESHMAN YEAR**

| Date | Opp (Res.)                    | DEC | QS | IP  | H | R | ER | BB | SO | HR | ERA  | NP |
|------|-------------------------------|-----|----|-----|---|---|----|----|----|----|------|----|
| 2/16 | LONGWOOD (W, 6-0)             | -   | -  | 1.0 | 1 | 0 | 0  | 1  | 0  | 0  | 0.00 | 23 |
| 2/20 | GEORGIA STATE (W, 3-2)        | W   | -  | 3.1 | 0 | 0 | 0  | 3  | 4  | 0  | 0.00 | 66 |
| 2/24 | BRYANT (W, 13-4)              | -   | -  | 2.0 | 3 | 0 | 0  | 0  | 4  | 0  | 0.00 | 39 |
| 2/27 | at #15 South Alabama (W, 7-6) | -   | -  | 2.0 | 2 | 0 | 0  | 1  | 1  | 0  | 0.00 | 26 |
| 3/3  | BYU (W, 9-5)                  | -   | -  | 3.1 | 5 | 1 | 1  | 1  | 4  | 0  | 0.77 | 48 |
| 3/6  | at UAB (W, 11-8)              | -   | -  | 2.0 | 0 | 0 | 0  | 0  | 3  | 0  | 0.66 | 20 |
| 3/10 | NORTHEASTERN (L, 2-1)         | -   | -  | 4.2 | 1 | 0 | 0  | 1  | 4  | 0  | 0.49 | 59 |
| 4/3  | ALABAMA A&M (W, 19-5)         | -   | -  | 1.0 | 1 | 0 | 0  | 0  | 1  | 0  | 0.47 | 15 |
| 4/8  | at #5 Arkansas (L, 5-4)       | L   | -  | 1.2 | 1 | 1 | 1  | 2  | 1  | 0  | 0.86 | 33 |
| 4/15 | MISSISSIPPI STATE (W, 7-5)    | W   | -  | 4.1 | 5 | 2 | 2  | 0  | 5  | 0  | 1.42 | 78 |
| 4/21 | at Alabama (W, 5-0)           | -   | -  | 2.0 | 2 | 0 | 0  | 1  | 4  | 0  | 1.32 | 38 |
| 4/27 | at #1 Florida (W, 11-5)       | W   | -  | 5.0 | 6 | 2 | 2  | 3  | 0  | 0  | 1.67 | 81 |
| 5/5  | #17 VANDERBILT (W, 11-5)      | -   | -  | 3.1 | 1 | 0 | 0  | 2  | 3  | 0  | 1.51 | 44 |
| 5/12 | at #5 Ole Miss (L, 10-3)      | L   | -  | 4.2 | 3 | 1 | 1  | 1  | 3  | 1  | 1.56 | 69 |
| 5/17 | LSU (W, 11-4)                 | -   | -  | 3.0 | 3 | 0 | 0  | 0  | 2  | 0  | 1.45 | 39 |
| 5/19 | LSU (W, 14-5)                 | -   | -  | 2.0 | 3 | 3 | 1  | 1  | 3  | 1  | 1.59 | 38 |
| 5/22 | vs. Kentucky (W, 4-3[11])     | W   | -  | 3.0 | 3 | 0 | 0  | 0  | 2  | 0  | 1.49 | 36 |
| 5/25 | vs. #4 Ole Miss (L, 7-0)      | -   | -  | 2.2 | 4 | 2 | 2  | 2  | 2  | 2  | 1.76 | 48 |
| 6/3  | at #11 N.C. State (W, 15-7)   | W   | -  | 4.1 | 6 | 3 | 3  | 2  | 5  | 1  | 2.11 | 86 |
| 6/10 | vs. #1 Florida (W, 3-2)       | W   | -  | 3.0 | 2 | 1 | 1  | 1  | 1  | 1  | 2.16 | 42 |
| 6/11 | at #1 Florida (L, 3-2)        | L   | -  | 0.1 | 1 | 1 | 1  | 0  | 0  | 1  | 2.30 | 8  |

**2019 - SOPHOMORE YEAR**

| Date | Opp (Res.)                         | DEC | QS | IP  | H | R | ER | BB | SO | HR | ERA  | NP |
|------|------------------------------------|-----|----|-----|---|---|----|----|----|----|------|----|
| 2/16 | GEORGIA SOUTHERN (L, 5-7)          | -   | -  | 2.2 | 4 | 1 | 1  | 1  | 0  | 0  | 3.38 | 34 |
| 2/22 | at UCF (W, 4-1)                    | -   | -  | 1.1 | 0 | 0 | 0  | 0  | 1  | 0  | 2.25 | 18 |
| 3/2  | CINCINNATI (W, 5-0)                | -   | -  | 2.0 | 0 | 0 | 0  | 1  | 1  | 0  | 1.29 | 27 |
| 3/5  | UT MARTIN (W, 15-9)                | -   | -  | 2.0 | 1 | 1 | 1  | 0  | 0  | 0  | 2.00 | 15 |
| 3/9  | UTSA (W, 8-3)                      | -   | -  | 2.0 | 3 | 2 | 1  | 0  | 4  | 0  | 2.45 | 36 |
| 3/15 | #21 TENNESSEE (W, 2-0)             | -   | -  | 2.0 | 0 | 0 | 0  | 0  | 4  | 0  | 2.08 | 26 |
| 3/17 | #21 TENNESSEE (W, 5-3)             | -   | -  | 2.2 | 3 | 1 | 1  | 2  | 0  | 1  | 2.30 | 37 |
| 3/22 | at #4 Mississippi State (W, 6-5)   | -   | -  | 2.0 | 1 | 0 | 0  | 0  | 2  | 0  | 2.04 | 23 |
| 3/24 | at #4 Mississippi State (L, 15-20) | L   | -  | 2.1 | 7 | 5 | 5  | 2  | 0  | 0  | 4.05 | 42 |
| 3/29 | at South Carolina (W, 4-2)         | -   | -  | 1.0 | 0 | 0 | 0  | 0  | 1  | 0  | 3.86 | 20 |
| 3/31 | at South Carolina (W, 7-5)         | -   | -  | 1.1 | 2 | 0 | 0  | 0  | 0  | 0  | 3.63 | 24 |
| 4/5  | #9 ARKANSAS (W, 6-3)               | -   | -  | 1.0 | 0 | 0 | 0  | 0  | 2  | 0  | 3.47 | 14 |
| 4/5  | #9 ARKANSAS (L, 6-9)               | -   | -  | 3.0 | 3 | 0 | 0  | 2  | 4  | 0  | 3.08 | 54 |
| 4/13 | at #12 Texas A&M (W, 7-0)          | -   | -  | 2.1 | 0 | 0 | 0  | 1  | 2  | 0  | 2.83 | 31 |

**BAILEY HORN'S CAREER APPEARANCES**

**2019 - REDSHIRT SOPHOMORE YEAR**

| Date | Opp (Res.)                         | DEC | QS | IP  | H | R | ER | BB | SO | HR | ERA   | NP |
|------|------------------------------------|-----|----|-----|---|---|----|----|----|----|-------|----|
| 2/17 | GEORGIA SOUTHERN (W, 4-3)          | -   | -  | 3.0 | 2 | 0 | 0  | 1  | 0  | 0  | 0.00  | 52 |
| 2/24 | *at UCF (W, 13-9)                  | -   | -  | 1.0 | 5 | 4 | 4  | 0  | 0  | 1  | 9.00  | 30 |
| 3/5  | *UT MARTIN (W, 15-9)               | -   | -  | 0.1 | 3 | 3 | 3  | 1  | 1  | 0  | 14.54 | 18 |
| 3/19 | at UAB (W, 13-5)                   | W   | -  | 3.0 | 3 | 0 | 0  | 1  | 2  | 0  | 8.59  | 34 |
| 3/24 | at #4 Mississippi State (L, 15-20) | -   | -  | 1.2 | 4 | 4 | 3  | 2  | 1  | 0  | 10.00 | 35 |
| 3/31 | at South Carolina (W, 7-50)        | -   | -  | 1.2 | 2 | 2 | 2  | 0  | 1  | 2  | 10.12 | 26 |
| 4/2  | GEORGIA TECH (L, 3-9)              | -   | -  | 0.2 | 0 | 0 | 0  | 0  | 1  | 0  | 9.53  | 16 |
| 4/6  | #9 ARKANSAS (L, 0-8)               | -   | -  | 0.0 | 0 | 0 | 0  | 1  | 0  | 0  | 9.53  | 5  |
| 4/16 | at #16 Georgia Tech (L, 6-11)      | -   | -  | 1.1 | 2 | 2 | 2  | 1  | 2  | 0  | 9.95  | 35 |

**WILL MORRISON'S CAREER APPEARANCES**

**2019 - FRESHMAN YEAR**

| Date | Opp (Res.)                         | DEC | QS | IP  | H | R | ER | BB | SO | HR | ERA   | NP |
|------|------------------------------------|-----|----|-----|---|---|----|----|----|----|-------|----|
| 2/16 | GEORGIA SOUTHERN (L, 5-7)          | -   | -  | 0.1 | 2 | 2 | 2  | 0  | 0  | 0  | 54.00 | 8  |
| 2/19 | ALABAMA A&M (W, 10-1)              | -   | -  | 2.0 | 1 | 0 | 0  | 1  | 5  | 0  | 7.71  | 40 |
| 2/24 | at UCF (W, 13-9)                   | -   | -  | 2.0 | 1 | 1 | 1  | 0  | 0  | 1  | 6.23  | 23 |
| 3/6  | UT MARTIN (W, 2-0)                 | -   | -  | 0.2 | 1 | 0 | 0  | 1  | 1  | 0  | 5.40  | 21 |
| 3/19 | at UAB (W, 13-5)                   | -   | -  | 2.0 | 2 | 1 | 1  | 0  | 1  | 0  | 5.14  | 22 |
| 3/24 | at #4 Mississippi State (L, 15-20) | -   | -  | 0.1 | 0 | 0 | 0  | 0  | 0  | 0  | 4.91  | 1  |
| 3/26 | vs. Alabama (L, 3-6)               | -   | -  | 0.0 | 0 | 1 | 1  | 1  | 0  | 0  | 6.14  | 4  |
| 4/2  | GEORGIA TECH (L, 3-9)              | -   | -  | 1.1 | 2 | 0 | 0  | 1  | 1  | 0  | 5.29  | 24 |
| 4/6  | #9 ARKANSAS (L, 0-8)               | -   | -  | 3.0 | 4 | 2 | 2  | 1  | 1  | 0  | 5.40  | 50 |
| 4/9  | JACKSONVILLE STATE (L, 6-11)       | -   | -  | 3.0 | 0 | 0 | 0  | 0  | 0  | 0  | 4.30  | 28 |
| 4/12 | at #12 Texas A&M (L, 0-4)          | -   | -  | 1.0 | 0 | 0 | 0  | 0  | 1  | 0  | 4.02  | 9  |
| 4/16 | at #16 Georgia Tech (L, 6-11)      | -   | -  | 0.2 | 2 | 3 | 3  | 0  | 0  | 0  | 5.51  | 12 |

**JACK OWEN'S CAREER APPEARANCES**

\*- Starter

**2018 - FRESHMAN YEAR**

| Date | Opp (Res.)                | DEC | QS | IP  | H | R | ER | BB | SO | HR | ERA  | NP |
|------|---------------------------|-----|----|-----|---|---|----|----|----|----|------|----|
| 2/17 | LONGWOOD (W, 25-1)        | -   | -  | 1.0 | 1 | 1 | 1  | 2  | 1  | 0  | 9.00 | 29 |
| 3/3  | BYU (W, 21-4)             | -   | -  | 3.0 | 2 | 0 | 0  | 0  | 1  | 0  | 2.25 | 33 |
| 3/13 | GEORGIA TECH (W, 12-7)    | -   | -  | 3.0 | 2 | 0 | 0  | 1  | 5  | 0  | 1.29 | 45 |
| 3/20 | *at Georgia Tech (L, 6-4) | L   | -  | 3.1 | 9 | 6 | 6  | 2  | 3  | 1  | 6.10 | 56 |
| 3/27 | *vs. Alabama (W, 5-2)     | W   | -  | 4.0 | 1 | 0 | 0  | 2  | 4  | 0  | 4.40 | 73 |
| 4/1  | #24 MISSOURI (L, 5-0)     | -   | -  | 1.0 | 1 | 0 | 0  | 0  | 1  | 0  | 4.11 | 18 |
| 4/3  | ALABAMA A&M (W, 19-5)     | -   | -  | 1.0 | 4 | 2 | 2  | 0  | 1  | 1  | 4.96 | 26 |
| 4/7  | at #5 Arkansas (L, 13-2)  | -   | -  | 0.0 | 1 | 4 | 4  | 3  | 0  | 0  | 7.16 | 20 |
| 4/10 | *at Samford (L 12-3)      | L   | -  | 1.0 | 5 | 4 | 4  | 0  | 0  | 1  | 8.83 | 23 |
| 4/24 | *SAMFORD (W, 7-2)         | W   | -  | 5.1 | 6 | 2 | 2  | 0  | 5  | 0  | 7.54 | 77 |
| 5/8  | *SOUTH ALABAMA (W, 10-4)  | -   | -  | 4.0 | 3 | 3 | 2  | 1  | 6  | 0  | 7.09 | 66 |
| 5/11 |                           |     |    |     |   |   |    |    |    |    |      |    |

**GARRETT WADE'S CAREER APPEARANCES**

**2019 - FRESHMAN YEAR**

| Date | Opp (Res.)                         | DEC | QS | IP  | H | R | ER | BB | SO | HR | ERA  | NP |
|------|------------------------------------|-----|----|-----|---|---|----|----|----|----|------|----|
| 2/16 | GEORGIA SOUTHERN (L, 5-7)          | -   | -  | 0.0 | 0 | 0 | 0  | 0  | 1  | 0  | 0.00 | 4  |
| 2/20 | ALABAMA A&M (W, 10-2)              | W   | -  | 4.0 | 3 | 0 | 0  | 1  | 4  | 0  | 0.00 | 61 |
| 3/6  | *UT MARTIN (W, 2-0)                | W   | -  | 5.0 | 1 | 0 | 0  | 2  | 8  | 0  | 0.00 | 72 |
| 3/12 | *at South Alabama (W, 6-3)         | W   | -  | 5.0 | 2 | 1 | 1  | 4  | 8  | 1  | 0.95 | 91 |
| 3/19 | *at UAB (W, 13-5)                  | -   | -  | 1.2 | 3 | 4 | 3  | 4  | 2  | 0  | 2.30 | 40 |
| 3/24 | at #4 Mississippi State (L, 15-20) | -   | -  | 0.0 | 1 | 2 | 2  | 1  | 0  | 0  | 3.45 | 8  |
| 3/26 | *vs. Alabama (L, 3-6)              | -   | -  | 3.2 | 4 | 3 | 2  | 5  | 4  | 0  | 3.72 | 69 |
| 4/2  | *GEORGIA TECH (L, 3-9)             | -   | -  | 3.0 | 5 | 3 | 3  | 3  | 3  | 0  | 4.43 | 60 |
| 4/5  | #9 ARKANSAS (L, 6-9)               | -   | -  | 1.0 | 1 | 0 | 0  | 1  | 2  | 0  | 4.24 | 17 |
| 4/9  | *JACKSONVILLE STATE (L, 6-11)      | -   | -  | 3.0 | 6 | 5 | 5  | 3  | 2  | 0  | 5.47 | 66 |

\*-Starter

**RYAN WATSON'S CAREER APPEARANCES**

**2017 - FRESHMAN YEAR**

| Date | Opp (Res.)                    | DEC | QS | IP  | H | R | ER | BB | SO | HR   | ERA   | NP |
|------|-------------------------------|-----|----|-----|---|---|----|----|----|------|-------|----|
| 2/18 | GEORGE WASHINGTON (L, 5-9)    | -   | -  | 0.2 | 2 | 1 | 1  | 0  | 1  | 0    | 13.50 | 10 |
| 2/26 | HOLY CROSS (W, 13-4)          | -   | -  | 1.0 | 0 | 0 | 0  | 0  | 2  | 0    | 5.40  | 15 |
| 3/3  | LIPSCOMB (W, 8-0)             | -   | -  | 1.0 | 0 | 0 | 0  | 0  | 2  | 0    | 3.38  | 16 |
| 3/5  | LIPSCOMB (L, 7-8)             | -   | -  | 1.1 | 1 | 0 | 1  | 2  | 0  | 2.25 | 29    |    |
| 3/10 | PRESBYTERIAN (L, 8-11)        | -   | -  | 0.0 | 1 | 1 | 1  | 0  | 0  | 0    | 4.50  | 2  |
| 3/11 | PRESBYTERIAN (W, 7-5)         | W   | -  | 1.1 | 1 | 2 | 0  | 2  | 1  | 0    | 3.38  | 37 |
| 3/14 | UAB (W, 4-0)                  | -   | -  | 2.0 | 0 | 0 | 0  | 0  | 2  | 0    | 2.45  | 23 |
| 3/17 | #5 FLORIDA (W, 14-3)          | -   | -  | 2.2 | 2 | 1 | 1  | 0  | 2  | 0    | 2.70  | 28 |
| 3/21 | at Georgia Tech (W, 7-4)      | -   | -  | 1.2 | 0 | 0 | 0  | 1  | 0  | 0    | 2.31  | 17 |
| 3/24 | at Georgia (W, 2-1)           | -   | -  | 1.0 | 2 | 1 | 1  | 0  | 0  | 0    | 2.84  | -  |
| 3/28 | vs. Alabama (W, 4-3)          | -   | -  | 2.2 | 1 | 0 | 0  | 2  | 3  | 0    | 2.35  | 43 |
| 4/2  | *#6 SOUTH CAROLINA (W, 6-5)   | -   | -  | 2.0 | 4 | 1 | 1  | 0  | 1  | 0    | 2.60  | 33 |
| 4/8  | at Texas A&M (L, 3-6)         | -   | -  | 1.0 | 3 | 1 | 1  | 1  | 0  | 0    | 2.95  | 23 |
| 4/11 | at Samford (W, 16-15)         | -   | -  | 1.0 | 1 | 0 | 0  | 1  | 1  | 0    | 2.79  | 21 |
| 4/15 | at Tennessee (W, 8-1)         | -   | -  | 1.0 | 2 | 1 | 1  | 0  | 1  | 1    | 3.10  | 16 |
| 4/18 | at Kennesaw State (W, 15-7)   | -   | -  | 1.0 | 2 | 2 | 2  | 1  | 1  | 0    | 3.80  | 20 |
| 4/23 | *#16 ARKANSAS (W, 11-6)       | -   | -  | 3.0 | 5 | 2 | 2  | 0  | 0  | 0    | 4.07  | 43 |
| 5/7  | ALABAMA (L, 9-11)             | L   | -  | 1.1 | 2 | 2 | 1  | 0  | 2  | 0    | 4.21  | 27 |
| 5/9  | at UAB (L, 2-8)               | -   | -  | 0.2 | 4 | 3 | 3  | 0  | 0  | 0    | 5.13  | 16 |
| 5/20 | OLE MISS (L, 4-8)             | -   | -  | 1.0 | 0 | 0 | 0  | 0  | 0  | 0    | 4.94  | 15 |
| 5/25 | vs. #13 Arkansas (L, 0-12)    | -   | -  | 2.2 | 3 | 1 | 1  | 2  | 1  | 0    | 4.80  | 50 |
| 6/5  | at #16 Florida State (L, 0-6) | -   | -  | 1.1 | 3 | 2 | 2  | 0  | 0  | 0    | 5.17  | 23 |

**2018 - SOPHOMORE YEAR**

| Date | Opp (Res.)               | DEC | QS | IP  | H | R | ER | BB | SO | HR | ERA  | NP |
|------|--------------------------|-----|----|-----|---|---|----|----|----|----|------|----|
| 2/17 | LONGWOOD (W, 25-1)       | -   | -  | 1.0 | 0 | 0 | 0  | 0  | 1  | 0  | 0.00 | 13 |
| 2/20 | *GEORGIA STATE (W, 3-2)  | -   | -  | 3.1 | 5 | 2 | 2  | 0  | 2  | 0  | 4.70 | 47 |
| 3/6  | at UAB (W, 11-8)         | -   | -  | 0.0 | 1 | 0 | 0  | 1  | 0  | 0  | 4.15 | 5  |
| 3/14 | *MEMPHIS (W, 5-4)        | -   | -  | 3.1 | 4 | 3 | 3  | 3  | 2  | 0  | 5.87 | 60 |
| 3/20 | at Georgia Tech (L, 6-4) | -   | -  | 1.2 | 0 | 0 | 0  | 1  | 3  | 0  | 4.82 | 25 |
| 3/25 | at #8 Kentucky (L, 13-3) | -   | -  | 1.0 | 2 | 1 | 1  | 0  | 1  | 0  | 5.23 | 24 |
| 4/3  | ALABAMA A&M (W, 19-5)    | -   | -  | 1.0 | 1 | 0 | 0  | 0  | 0  | 0  | 4.76 | 12 |

**2019 - JUNIOR YEAR**

| Date | Opp (Res.)                        | DEC | QS | IP  | H | R | ER | BBSO | HR | ERA | NP   |    |
|------|-----------------------------------|-----|----|-----|---|---|----|------|----|-----|------|----|
| 2/16 | GEORGIA SOUTHERN (L, 5-7)         | L   | -  | 3.1 | 2 | 2 | 2  | 0    | 2  | 1   | 5.40 | 44 |
| 2/20 | ALABAMA A&M (W, 10-20)            | -   | -  | 1.0 | 0 | 0 | 0  | 0    | 1  | 0   | 4.15 | 12 |
| 2/23 | at UCF (L, 1-6)                   | -   | -  | 2.1 | 3 | 1 | 1  | 0    | 0  | 0   | 4.05 | 33 |
| 3/5  | UT MARTIN (W, 15-9)               | -   | -  | 2.0 | 2 | 1 | 1  | 1    | 1  | 0   | 4.15 | 31 |
| 3/17 | #21 TENNESSEE (W, 5-3)            | -   | -  | 1.0 | 2 | 0 | 0  | 0    | 1  | 0   | 3.72 | 15 |
| 3/23 | at #4 Mississippi State (L, 2-15) | -   | -  | 1.0 | 4 | 5 | 5  | 2    | 0  | 0   | 7.59 | 30 |
| 3/26 | vs. Alabama (L, 3-6)              | -   | -  | 0.2 | 2 | 1 | 1  | 1    | 0  | 0   | 7.94 | 21 |
| 3/30 | at South Carolina (L, 0-4)        | -   | -  | 2.1 | 1 | 0 | 0  | 0    | 4  | 0   | 6.59 | 43 |
| 4/5  | #9 ARKANSAS (L, 6-9)              | -   | -  | 2.2 | 1 | 0 | 0  | 0    | 4  | 0   | 5.51 | 43 |
| 4/9  | JACKSONVILLE STATE (L, 6-11)      | -   | -  | 2.1 | 2 | 1 | 1  | 0    | 3  | 0   | 5.30 | 40 |
| 4/13 | at #12 Texas A&M (W, 7-0)         | -   | -  | 0.2 | 1 | 0 | 0  | 1    | 0  | 0   | 5.12 | 10 |
| 4/14 | at #12 Texas A&M (L, 1-4)         | -   | -  | 0.1 | 1 | 0 | 0  | 0    | 1  | 0   | 5.03 | 7  |
| 4/16 | at #16 Georgia Tech (L, 6-11)     | -   | -  | 1.2 | 4 | 2 | 2  | 3    | 3  | 0   | 5.48 | 45 |

**PITCHER PROFILES START-BY-START**

**14 • ELLIOTT ANDERSON**

LHP

| DATE | OPP.   | W-L | IP  | H | R | ER | BB | SO | NP |
|------|--------|-----|-----|---|---|----|----|----|----|
| 3/24 | at MSU | 0-0 | 2.2 | 6 | 5 | 4  | 1  | 2  | 55 |

**7 • TANNER BURNS**

RHP

| DATE | OPP.       | W-L | IP  | H | R | ER | BB | SO | NP  |
|------|------------|-----|-----|---|---|----|----|----|-----|
| 2/16 | GSU        | 0-0 | 5.0 | 3 | 1 | 1  | 1  | 7  | 74  |
| 2/22 | at UCF     | 1-0 | 5.2 | 2 | 1 | 1  | 2  | 7  | 96  |
| 3/1  | CINCINNATI | 2-0 | 9.0 | 2 | 0 | 0  | 0  | 15 | 104 |
| 3/8  | UTSA       | 3-0 | 4.0 | 4 | 0 | 0  | 1  | 10 | 99  |
| 3/15 | TENNESSEE  | 3-0 | 6.2 | 4 | 0 | 0  | 1  | 9  | 111 |
| 3/22 | at MSU     | 3-0 | 5.0 | 5 | 5 | 4  | 3  | 4  | 100 |
| 3/29 | at USC     | 4-0 | 6.2 | 4 | 2 | 1  | 2  | 7  | 115 |
| 4/5  | ARKANSAS   | 4-0 | 6.0 | 7 | 3 | 3  | 2  | 10 | 106 |
| 4/12 | at TAMU    | 4-1 | 6.0 | 5 | 3 | 3  | 1  | 7  | 95  |

**13 • DAVIS DANIEL**

RHP

| DATE | OPP. | W-L | IP  | H | R | ER | BB | SO | NP |
|------|------|-----|-----|---|---|----|----|----|----|
| 2/15 | GSU  | 0-0 | 2.0 | 4 | 2 | 1  | 0  | 4  | 47 |

**43 • RICHARD FITTS**

RHP

| DATE | OPP.     | W-L | IP  | H | R | ER | BB | SO | NP |
|------|----------|-----|-----|---|---|----|----|----|----|
| 4/6  | ARKANSAS | 0-1 | 4.1 | 5 | 5 | 5  | 3  | 2  | 74 |
| 4/14 | at TAMU  | 0-2 | 3.0 | 5 | 3 | 3  | 0  | 2  | 56 |

**18 • BROOKS FULLER**

LHP

| DATE | OPP.     | W-L | IP  | H | R | ER | BB | SO | NP |
|------|----------|-----|-----|---|---|----|----|----|----|
| 2/20 | AAMU     | 0-0 | 3.0 | 2 | 2 | 0  | 2  | 3  | 46 |
| 3/30 | at USC   | 0-1 | 5.0 | 3 | 2 | 2  | 4  | 4  | 88 |
| 4/5  | ARKANSAS | 0-1 | 3.1 | 3 | 3 | 2  | 4  | 4  | 76 |
| 4/13 | at TAMU  | 1-1 | 6.0 | 4 | 0 | 0  | 3  | 4  | 93 |

**36 • KYLE GRAY**

LHP

| DATE | OPP.   | W-L | IP  | H | R | ER | BB | SO | NP |
|------|--------|-----|-----|---|---|----|----|----|----|
| 2/17 | GSU    | 0-0 | 3.0 | 2 | 2 | 0  | 2  | 3  | 69 |
| 2/23 | at UCF | 0-1 | 1.1 | 3 | 4 | 4  | 2  | 1  | 36 |

**8 • BAILEY HORN**

LHP

| DATE | OPP.      | W-L | IP  | H | R | ER | BB | SO | NP |
|------|-----------|-----|-----|---|---|----|----|----|----|
| 2/24 | at UCF    | 0-0 | 1.0 | 5 | 4 | 4  | 0  | 0  | 30 |
| 3/5  | UT MARTIN | 0-0 | 0.1 | 3 | 3 | 3  | 1  | 1  | 18 |

**44 • JACK OWEN**

LHP

| DATE | OPP.       | W-L | IP  | H | R | ER | BB | SO | NP |
|------|------------|-----|-----|---|---|----|----|----|----|
| 3/2  | CINCINNATI | 1-0 | 7.0 | 3 | 0 | 0  | 0  | 10 | 88 |
| 3/9  | UTSA       | 2-0 | 9.0 | 4 | 0 | 0  | 0  | 7  | 98 |
| 3/16 | TENNESSEE  | 2-0 | 4.0 | 2 | 1 | 1  | 0  | 4  | 55 |

**29 • CARSON SKIPPER**

LHP

| DATE | OPP.       | W-L | IP  | H | R | ER | BB | SO | NP |
|------|------------|-----|-----|---|---|----|----|----|----|
| 2/19 | AAMU       | 1-0 | 4.0 | 2 | 1 | 0  | 0  | 8  | 67 |
| 3/2  | CINCINNATI | 1-0 | 3.0 | 5 | 4 | 3  | 0  | 4  | 59 |
| 3/9  | UTSA       | 2-0 | 4.2 | 5 | 0 | 0  | 0  | 5  | 70 |
| 3/17 | TENNESSEE  | 2-0 | 3.0 | 3 | 2 | 1  | 1  | 1  | 46 |
| 3/23 | at MSU     | 2-1 | 0.2 | 5 | 5 | 4  | 2  | 1  | 35 |
| 3/31 | at USC     | 2-1 | 1.0 | 4 | 3 | 3  | 2  | 1  | 43 |
| 4/16 | at GT      | 2-1 | 2.1 | 1 | 1 | 1  | 4  | 3  | 53 |

**40 • GARRETT WADE**

LHP

| DATE | OPP.         | W-L | IP  | H | R | ER | BB | SO | NP |
|------|--------------|-----|-----|---|---|----|----|----|----|
| 3/6  | UT MARTIN    | 1-0 | 5.0 | 1 | 0 | 0  | 2  | 8  | 72 |
| 3/12 | at USA       | 2-0 | 5.0 | 2 | 1 | 1  | 4  | 8  | 91 |
| 3/19 | at UAB       | 2-0 | 1.2 | 3 | 4 | 3  | 4  | 2  | 40 |
| 3/26 | vs. Alabama  | 2-0 | 3.2 | 4 | 3 | 2  | 5  | 4  | 69 |
| 4/2  | GEORGIA TECH | 2-0 | 3.0 | 5 | 3 | 3  | 3  | 3  | 60 |
| 4/9  | JSU          | 2-0 | 3.0 |   |   |    |    |    |    |

**SUPERLATIVES AND MISCELLANEOUS NOTES**

**STARTS BY POSITION**

| <b>STARTING PITCHER</b> |   |     |
|-------------------------|---|-----|
| Tanner Burns            | 9 | 7-2 |
| Carson Skipper          | 7 | 5-2 |
| Garrett Wade            | 6 | 3-3 |
| Brooks Fuller           | 4 | 2-2 |
| Jack Owen               | 3 | 3-0 |
| Kyle Gray               | 2 | 1-1 |
| Bailey Horn             | 2 | 2-0 |
| Richard Fitts           | 2 | 0-2 |
| Davis Daniel            | 1 | 1-0 |
| Elliott Anderson        | 1 | 0-1 |

| <b>CATCHER</b> |    |       |
|----------------|----|-------|
| Matt Scheffler | 32 | 21-11 |
| Chase Hall     | 5  | 3-2   |

| <b>FIRST BASE</b> |    |       |
|-------------------|----|-------|
| Rankin Woley      | 36 | 24-12 |
| Brody Moore       | 1  | 0-1   |

| <b>SECOND BASE</b> |    |       |
|--------------------|----|-------|
| Ryan Bliss         | 35 | 22-13 |
| Everett Lau        | 2  | 2-0   |

| <b>THIRD BASE</b> |    |       |
|-------------------|----|-------|
| Edouard Julien    | 36 | 23-13 |
| Ed Johnson        | 1  | 1-0   |

| <b>SHORTSTOP</b> |    |       |
|------------------|----|-------|
| Will Holland     | 35 | 22-13 |
| Ryan Bliss       | 2  | 2-0   |

| <b>LEFT FIELD</b> |    |       |
|-------------------|----|-------|
| Judd Ward         | 36 | 23-13 |
| Conor Davis       | 1  | 1-0   |

| <b>CENTER FIELD</b> |    |       |
|---------------------|----|-------|
| Kason Howell        | 37 | 24-13 |

| <b>RIGHT FIELD</b> |    |       |
|--------------------|----|-------|
| Steven Williams    | 37 | 24-13 |

| <b>DESIGNATED HITTER</b> |    |       |
|--------------------------|----|-------|
| Conor Davis              | 32 | 19-13 |
| Everett Lau              | 5  | 5-0   |

**2019 AUBURN & OPPONENT HIGHS**

| <b>TEAM BATTING</b>   | <b>AUBURN</b>          | <b>OPPONENT</b>        |
|-----------------------|------------------------|------------------------|
| Runs in a game        | 15, two times          | 20, at MSU (3/24)      |
| Runs in an inning     | 8, [5th] at UAB (3/19) | 7, [8th] at MSU (3/23) |
| Most Hits in a game   | 21, at MSU (3/24)      | 21, at MSU (3/24)      |
| Fewest Hits in a game | 3, vs. UTM (3/6)       | 2, UC (3/1)            |
| Hits in an inning     | 6, three times         | 6, two times           |
| 2B in a game          | 4, three times         | 8, at MSU (3/24)       |
| 3B in a game          | 2, vs. AAMU (2/19)     | 1, three times         |
| HR in a game          | 3, two times           | 4, UCF (2/24)          |
| SB in a game          | 6, vs. UT (3/17)       | 4, UT (3/17)           |
| LOB in a game         | 16, vs. ARK (4/5)      | 18, ARK (4/5)          |
| K in a game           | 13, at SC (2/29)       | 20, ARK (4/5)          |
| BB in a game          | 11, two times          | 13, ARK (4/5)          |

| <b>TEAM PITCHING</b> | <b>AUBURN</b>     | <b>OPPONENT</b> |
|----------------------|-------------------|-----------------|
| K in a game          | 20, vs. ARK (4/5) | 13, SC (3/29)   |
| BB in a game         | 13, vs. ARK (4/5) | 11, two times   |
| Pitchers used        | 7, two times      | 8, UA (3/26)    |
| Total Quality Starts | 9                 | 10              |

| <b>TEAM FIELDING</b> | <b>AUBURN</b>    | <b>OPPONENT</b>  |
|----------------------|------------------|------------------|
| Errors in a game     | 3, vs. GS (2/17) | 4, two times     |
| DP turned in a game  | 2, two times     | 3, vs. UT (3/16) |

| <b>IND. BATTING</b> | <b>AUBURN</b>             | <b>OPPONENT</b>           |
|---------------------|---------------------------|---------------------------|
| Hits in a game      | 4, Holland vs. UTM (3/5)  | 5, Harford [UTM] (3/5)    |
| Runs in a game      | 3, five times             | 4, three times            |
| 2B in a game        | 2, Woley vs. UC (3/1)     | 2, two times              |
| 3B in a game        | 1, six times              | 1, three times            |
| HR in a game        | 2, Julien vs. AAMU (2/20) | 2, Beaver [UCF] (2/24)    |
| RBI in a game       | 5, Lau vs. UTM (3/5)      | 5, three times            |
| XBH in a game       | 2, four times             | 2, eight times            |
| SB in a game        | 2, seven times            | 2, Charleston [UT] (3/15) |
| BB in a game        | 3, four times             | 3, five times             |
| HBP in a game       | 2, three times            | 2, two times              |
| K in a game         | 4, Holland vs. ARK (4/5)  | 4, five times             |
| Hitting Streak      | 10 g, Bliss (2/17-3/5)    | 3 g, 21 times             |
| Consec. G w/HR      | Williams (2/24-3/1)       | Four times                |

| <b>IND. PITCHING</b> | <b>AUBURN</b>           | <b>OPPONENT</b>             |
|----------------------|-------------------------|-----------------------------|
| K by a starter       | 15, Burns vs. UC (3/1)  | 8, Lloyd [SC] (3/29)        |
| K by a reliever      | 8, Owen at UCF (2/23)   | 7, Magwood [JSU] (4/9)      |
| BB by a starter      | 5, Wade va. UA (3/26)   | 5, Linginfelter [UT] (3/16) |
| BB by a reliever     | 3, eight times          | 5, two times                |
| IP by a starter      | 9.0, two times          | 8.0, Doxakis [TAMU] (4/12)  |
| IP by a reliever     | 5.0, Fitts at SC (3/31) | 4.2, three times            |

| <b>MISCELLANEOUS</b>        | <b>AUBURN</b>                            |
|-----------------------------|--|
| Biggest comeback win        | 5, two times                             |
| Biggest blown lead loss     | 6, two times                             |
| Largest margin of victory   | 9, two times                             |
| Largest margin of defeat    | 13, at MSU (3/23)                        |
| Longest game, Time          | 5:40, vs. ARK (4/5 - G2)                 |
| Longest game, Time (9 inn)  | 4:11, two times                          |
| Shortest game, Time (9 inn) | 2:20, UTSA (3/9 - G1)                    |
| Longest game, Innings       | 15, vs. ARK (4/5 - G2)                   |
| Largest crowd, Home         | 4,096, vs. GS (2/16)                     |
| Largest crowd, Road         | 12,343, at MSU (3/23)                    |
| Largest crowd, Neutral      | 7,896 vs. UA at Riverwalk Stadium (3/26) |

**STARTS BY ORDER**

| <b>LEADOFF</b> |    |      |
|----------------|----|------|
| Judd Ward      | 19 | 11-8 |
| Will Holland   | 18 | 13-5 |

| <b>2ND SPOT</b> |    |      |
|-----------------|----|------|
| Steven Williams | 16 | 12-4 |
| Kason Howell    | 11 | 3-8  |
| Will Holland    | 9  | 8-1  |
| Rankin Woley    | 1  | 1-0  |

| <b>3RD SPOT</b> |    |      |
|-----------------|----|------|
| Edouard Julien  | 18 | 11-7 |
| Rankin Woley    | 14 | 8-6  |
| Steven Williams | 5  | 5-0  |

| <b>CLEANUP</b>  |    |      |
|-----------------|----|------|
| Rankin Woley    | 15 | 12-3 |
| Edouard Julien  | 14 | 8-6  |
| Conor Davis     | 6  | 2-4  |
| Steven Williams | 2  | 2-0  |

| <b>5TH SPOT</b> |    |     |
|-----------------|----|-----|
| Conor Davis     | 14 | 8-6 |
| Ryan Bliss      | 7  | 6-1 |
| Steven Williams | 6  | 3-3 |
| Edouard Julien  | 4  | 4-0 |
| Rankin Woley    | 3  | 2-1 |
| Matt Scheffler  | 2  | 0-2 |
| Judd Ward       | 1  | 1-0 |

| <b>6TH SPOT</b> |    |      |
|-----------------|----|------|
| Conor Davis     | 13 | 10-3 |
| Ryan Bliss      | 12 | 8-4  |
| Everett Lau     | 3  | 3-0  |
| Steven Williams | 3  | 1-2  |
| Rankin Woley    | 3  | 1-2  |
| Kason Howell    | 1  | 1-0  |
| Matt Scheffler  | 1  | 0-1  |
| Judd Ward       | 1  | 0-1  |

| <b>7TH SPOT</b> |    |      |
|-----------------|----|------|
| Kason Howell    | 17 | 13-4 |
| Ryan Bliss      | 12 | 9-3  |
| Will Holland    | 6  | 1-5  |
| Everett Lau     | 1  | 1-0  |
| Steven Williams | 1  | 0-1  |

| <b>8TH SPOT</b> |    |      |
|-----------------|----|------|
| Judd Ward       | 14 | 11-3 |
| Kason Howell    | 8  | 7-1  |
| Ryan Bliss      | 5  | 1-4  |
| Steven Williams | 4  | 1-3  |
| Everett Lau     | 3  | 3-0  |
| Chase Hall      | 1  | 1-0  |
| Will Holland    | 1  | 0-1  |
| Matt Scheffler  | 1  | 0-1  |

| <b>9TH SPOT</b> |    |      |
|-----------------|----|------|
| Matt Scheffler  | 28 | 21-7 |
| Chase Hall      | 4  | 2-2  |
| Will Holland    | 1  | 0-1  |
| Ed Johnson      | 1  | 1-0  |
| Ryan Bliss      | 1  | 0-1  |
| Brody Moore     | 1  | 0-1  |
| Judd Ward       | 1  | 0-1  |

**PITCHING NOTES**

**2019 BULLPEN BY NUMBERS**

|                 |        |
|-----------------|--------|
| Total App.....  | 112    |
| Saves/Opp.....  | 11/15  |
| IR/IRS.....     | 104/48 |
| BA Against..... | .246   |
| ERA.....        | 4.10   |

**SAVES/OPP**

|                       |      |
|-----------------------|------|
| Elliott Anderson..... | 0/1  |
| Richard Fitts.....    | 0/1  |
| Brooks Fuller.....    | 1/1  |
| Cody Greenhill.....   | 8/10 |
| Carson Skipper.....   | 2/2  |

**INHERITED RUNNERS/SCORED**

|                       |       |
|-----------------------|-------|
| Elliott Anderson..... | 8/5   |
| Richard Fitts.....    | 9/4   |
| Brooks Fuller.....    | 9/3   |
| Peyton Glavine.....   | 3/1   |
| Kyle Gray.....        | 6/3   |
| Cody Greenhill.....   | 13/4  |
| Bailey Horn.....      | 7/2   |
| Will Morrison.....    | 13/5  |
| Jack Owen.....        | 2/1   |
| Blake Schilleci.....  | 3/2   |
| Carson Skipper.....   | 8/5   |
| Garrett Wade.....     | 3/3   |
| Ryan Watson.....      | 20/10 |

**1ST BATTER FACED/RETIRED**

|                       |       |
|-----------------------|-------|
| Elliott Anderson..... | 16/8  |
| Richard Fitts.....    | 9/5   |
| Brooks Fuller.....    | 7/5   |
| Kyle Gray.....        | 9/8   |
| Cody Greenhill.....   | 15/10 |
| Peyton Glavine.....   | 6/4   |
| Bailey Horn.....      | 7/4   |
| Will Morrison.....    | 12/8  |
| Jack Owen.....        | 2/1   |
| Blake Schilleci.....  | 5/4   |
| Carson Skipper.....   | 7/4   |
| Garrett Wade.....     | 4/0   |
| Ryan Watson.....      | 13/9  |

**RELIEF ERA**

|                       |      |
|-----------------------|------|
| Jack Owen.....        | 0.00 |
| Peyton Glavine.....   | 1.59 |
| Elliott Anderson..... | 2.08 |
| Brooks Fuller.....    | 2.63 |
| Cody Greenhill.....   | 2.83 |
| Richard Fitts.....    | 3.50 |
| Garrett Wade.....     | 3.60 |
| Ryan Watson.....      | 5.48 |
| Will Morrison.....    | 5.51 |
| Bailey Horn.....      | 5.56 |
| Kyle Gray.....        | 7.00 |
| Carson Skipper.....   | 8.74 |
| Blake Schilleci.....  | 9.00 |

**BP SCORELESS IP (current/long)**

|                       |     |      |
|-----------------------|-----|------|
| Elliott Anderson..... | 4.2 | 15.2 |
| Davis Daniel.....     | 5.2 | 5.2  |
| Richard Fitts.....    | --  | 11.1 |
| Brooks Fuller.....    | --  | 5.0  |
| Peyton Glavine.....   | 1.2 | 4.1  |
| Kyle Gray.....        | 0.2 | 3.0  |
| Cody Greenhill.....   | 8.2 | 11.0 |
| Ryan Hoerter.....     | 2.0 | 2.0  |
| Bailey Horn.....      | 0.1 | 6.2  |
| Will Morrison.....    | --  | 7.0  |
| Jack Owen.....        | 3.1 | 7.1  |
| Blake Schilleci.....  | --  | 4.2  |
| Carson Skipper.....   | --  | 3.1  |
| Garrett Wade.....     | 1.0 | 4.0  |
| Ryan Watson.....      | --  | 6.1  |

2019 Auburn Baseball  
Team Game-by-Game for Auburn (as of Apr 16, 2019)  
Pitching (All games)

| Date    | Opponent             | ip    | h   | r   | er  | bb  | so  | 2b | 3b | hr | wp | bk | hbp | dp | ibb | score   | w-l   | sv | era  |
|---------|----------------------|-------|-----|-----|-----|-----|-----|----|----|----|----|----|-----|----|-----|---------|-------|----|------|
| Feb 15  | GEORGIA SOUTHE       | 9.0   | 9   | 2   | 1   | 1   | 12  | 2  | 0  | 0  | 0  | 0  | 0   | 0  | 0   | 11-2    | 1-0   | 1  | 1.00 |
| Feb 16  | GEORGIA SOUTHE       | 13.0  | 12  | 7   | 7   | 3   | 11  | 1  | 0  | 2  | 4  | 0  | 1   | 1  | 1   | 5-7     | 1-1   | 1  | 3.27 |
| Feb 17  | GEORGIA SOUTHE       | 13.0  | 10  | 3   | 1   | 6   | 7   | 1  | 0  | 0  | 1  | 0  | 2   | 1  | 2   | 4-3     | 2-1   | 1  | 2.31 |
| Feb 19  | ALABAMA A&M          | 9.0   | 4   | 1   | 0   | 1   | 17  | 2  | 0  | 0  | 0  | 0  | 2   | 0  | 0   | 10-1    | 3-1   | 1  | 1.84 |
| Feb 20  | ALABAMA A&M          | 9.0   | 8   | 2   | 0   | 5   | 10  | 2  | 0  | 0  | 1  | 0  | 0   | 1  | 0   | 10-2    | 4-1   | 1  | 1.53 |
| Feb 22  | at UCF               | 9.0   | 5   | 1   | 1   | 4   | 10  | 1  | 0  | 0  | 0  | 0  | 1   | 0  | 0   | 4-1     | 5-1   | 2  | 1.45 |
| Feb 23  | at UCF               | 8.0   | 9   | 6   | 5   | 2   | 9   | 2  | 0  | 0  | 0  | 0  | 0   | 0  | 0   | 1-6     | 5-2   | 2  | 1.93 |
| Feb 24  | at UCF               | 9.0   | 11  | 9   | 9   | 3   | 3   | 1  | 0  | 4  | 0  | 0  | 2   | 2  | 0   | 13-9    | 6-2   | 2  | 2.73 |
| Mar 01  | CINCINNATI           | 9.0   | 2   | 0   | 0   | 0   | 15  | 1  | 0  | 0  | 0  | 0  | 0   | 0  | 0   | 5-0     | 7-2   | 2  | 2.45 |
| Mar 02  | CINCINNATI           | 9.0   | 3   | 0   | 0   | 1   | 11  | 1  | 0  | 0  | 0  | 0  | 0   | 0  | 0   | 5-0     | 8-2   | 3  | 2.23 |
| Mar 02  | CINCINNATI           | 9.0   | 8   | 5   | 4   | 1   | 11  | 3  | 0  | 2  | 1  | 0  | 0   | 0  | 0   | 9-5     | 9-2   | 4  | 2.38 |
| Mar 05  | UT MARTIN            | 9.0   | 10  | 9   | 6   | 5   | 3   | 5  | 0  | 0  | 0  | 0  | 2   | 0  | 0   | 15-9    | 10-2  | 4  | 2.66 |
| Mar 06  | UT MARTIN            | 9.0   | 3   | 0   | 0   | 3   | 15  | 0  | 0  | 0  | 2  | 0  | 1   | 0  | 0   | 2-0     | 11-2  | 5  | 2.47 |
| Mar 08  | TEXAS AT SAN AN      | 9.0   | 4   | 0   | 0   | 1   | 10  | 1  | 0  | 0  | 1  | 0  | 0   | 1  | 0   | 6-0     | 12-2  | 5  | 2.30 |
| Mar 09  | TEXAS AT SAN AN      | 9.0   | 4   | 0   | 0   | 0   | 7   | 0  | 0  | 0  | 0  | 0  | 0   | 1  | 0   | 5-0     | 13-2  | 5  | 2.15 |
| Mar 09  | TEXAS AT SAN AN      | 9.0   | 10  | 3   | 2   | 1   | 12  | 1  | 0  | 0  | 0  | 0  | 1   | 0  | 0   | 8-3     | 14-2  | 5  | 2.15 |
| Mar 12  | at South Alabama     | 9.0   | 6   | 2   | 2   | 5   | 16  | 0  | 0  | 2  | 0  | 1  | 0   | 0  | 0   | 6-2     | 15-2  | 5  | 2.14 |
| *Mar 15 | TENNESSEE            | 9.0   | 4   | 0   | 0   | 2   | 13  | 0  | 0  | 0  | 0  | 0  | 1   | 0  | 0   | 2-0     | 16-2  | 6  | 2.02 |
| *Mar 16 | TENNESSEE            | 9.0   | 6   | 2   | 2   | 3   | 8   | 0  | 0  | 1  | 0  | 0  | 0   | 0  | 0   | 5-2     | 17-2  | 6  | 2.02 |
| *Mar 17 | TENNESSEE            | 9.0   | 10  | 3   | 2   | 6   | 2   | 2  | 1  | 1  | 0  | 0  | 0   | 1  | 1   | 5-3     | 18-2  | 6  | 2.02 |
| Mar 19  | at UAB               | 9.0   | 7   | 5   | 4   | 7   | 9   | 2  | 0  | 0  | 0  | 0  | 0   | 0  | 0   | 13-5    | 19-2  | 6  | 2.11 |
| *Mar 22 | at Mississippi State | 9.0   | 7   | 5   | 4   | 3   | 7   | 2  | 0  | 0  | 3  | 0  | 2   | 0  | 0   | 6-5     | 20-2  | 7  | 2.20 |
| *Mar 23 | at Mississippi State | 8.0   | 20  | 15  | 14  | 8   | 7   | 5  | 0  | 1  | 1  | 0  | 0   | 1  | 0   | 2-15    | 20-3  | 7  | 2.70 |
| *Mar 24 | at Mississippi State | 8.0   | 21  | 20  | 18  | 5   | 6   | 8  | 0  | 2  | 0  | 0  | 1   | 0  | 0   | 15-20   | 20-4  | 7  | 3.34 |
| Mar 26  | vs Alabama           | 8.0   | 10  | 6   | 5   | 8   | 5   | 3  | 0  | 0  | 1  | 0  | 1   | 1  | 0   | 3-6     | 20-5  | 7  | 3.42 |
| *Mar 29 | at South Carolina    | 9.0   | 4   | 2   | 1   | 3   | 8   | 0  | 0  | 1  | 0  | 0  | 0   | 1  | 0   | 4-2     | 21-5  | 8  | 3.33 |
| *Mar 30 | at South Carolina    | 8.0   | 4   | 4   | 2   | 7   | 8   | 1  | 0  | 1  | 2  | 0  | 0   | 0  | 0   | 0-4     | 21-6  | 8  | 3.29 |
| *Mar 31 | at South Carolina    | 9.0   | 11  | 5   | 5   | 4   | 4   | 2  | 0  | 2  | 1  | 0  | 0   | 1  | 0   | 7-5     | 22-6  | 9  | 3.35 |
| Apr 02  | GEORGIA TECH         | 9.0   | 9   | 9   | 9   | 9   | 9   | 3  | 0  | 0  | 3  | 0  | 2   | 0  | 0   | 3-9     | 22-7  | 9  | 3.55 |
| *Apr 05 | ARKANSAS             | 9.0   | 8   | 3   | 3   | 2   | 13  | 1  | 1  | 1  | 2  | 0  | 0   | 0  | 0   | 6-3     | 23-7  | 10 | 3.53 |
| *Apr 05 | ARKANSAS             | 15.0  | 14  | 9   | 8   | 11  | 20  | 3  | 1  | 2  | 2  | 0  | 1   | 0  | 2   | 6-9     | 23-8  | 10 | 3.59 |
| *Apr 06 | ARKANSAS             | 9.0   | 10  | 8   | 8   | 9   | 3   | 2  | 0  | 1  | 0  | 0  | 0   | 0  | 0   | 0-8     | 23-9  | 10 | 3.73 |
| Apr 09  | JACKSONVILLE ST      | 9.0   | 10  | 11  | 11  | 9   | 6   | 2  | 0  | 0  | 0  | 0  | 0   | 0  | 0   | 6-11    | 23-10 | 10 | 3.94 |
| *Apr 12 | at Texas A&M         | 8.0   | 8   | 4   | 4   | 1   | 10  | 4  | 0  | 0  | 2  | 0  | 0   | 1  | 0   | 0-4     | 23-11 | 10 | 3.96 |
| *Apr 13 | at Texas A&M         | 9.0   | 5   | 0   | 0   | 5   | 6   | 0  | 0  | 0  | 2  | 0  | 0   | 2  | 0   | 7-0     | 24-11 | 11 | 3.85 |
| *Apr 14 | at Texas A&M         | 8.0   | 8   | 4   | 4   | 1   | 8   | 0  | 0  | 1  | 1  | 0  | 0   | 0  | 0   | 1-4     | 24-12 | 11 | 3.86 |
| Apr 16  | at Georgia Tech      | 8.0   | 14  | 11  | 11  | 10  | 9   | 2  | 0  | 0  | 3  | 0  | 1   | 0  | 1   | 6-11    | 24-13 | 11 | 4.06 |
| Totals  |                      | 339.0 | 308 | 176 | 153 | 155 | 340 | 66 | 3  | 24 | 33 | 1  | 21  | 15 | 7   | 216-176 | 24-13 | 11 | 4.06 |

**AUBURN STARTING PITCHER BREAKDOWN**

| Starter     | GS | Quality Starts | Run Support | RS/Start | Auburn Record |
|-------------|----|----------------|-------------|----------|---------------|
| T. Burns    | 9  | 6              | 22          | 2.4      | 7-2           |
| C. Skipper  | 7  | 0              | 24          | 3.4      | 5-2           |
| G. Wade     | 6  | 0              | 15          | 2.5      | 3-3           |
| B. Fuller   | 4  | 1              | 6           | 1.5      | 2-2           |
| J. Owen     | 3  | 2              | 8           | 2.7      | 3-0           |
| B. Horn     | 2  | 0              | 3           | 1.5      | 2-0           |
| K. Gray     | 2  | 0              | 1           | 0.5      | 1-1           |
| E. Anderson | 1  | 0              | 4           | 4.0      | 0-1           |
| D. Daniel   | 1  | 0              | 5           | 5.0      | 1-0           |
| R. Fitts    | 2  | 0              | 1           | 0.5      | 0-2           |

| Auburn Overall Rankings |        |      | Auburn SEC-Only Rankings |      |      |
|-------------------------|--------|------|--------------------------|------|------|
| Category                | Rank   | No.  | Category                 | Rank | No.  |
| ERA                     | 9th    | 4.06 | ERA                      | 10th | 4.96 |
| Opp BA                  | 10th   | .241 | Opp BA                   | 10th | .264 |
| Hits Allowed            | 10th   | 308  | Hits Allowed             | 10th | 140  |
| Walks                   | T-10th | 155  | Walks                    | 13th | 70   |
| Strikeouts              | 10th   | 340  | Strikeouts               | 10th | 123  |

**AUBURN PITCHING BREAKDOWN**

|           | W-L   | ERA  | IP    | H   | R   | ER  | BB  | K   | HR | AVG  | W-L   | ERA  | IP   | H     | R   | ER | BB | K  | HR  | AVG |      |
|-----------|-------|------|-------|-----|-----|-----|-----|-----|----|------|-------|------|------|-------|-----|----|----|----|-----|-----|------|
| STARTERS  | 11-6  | 4.02 | 152.1 | 136 | 83  | 68  | 65  | 177 | 8  | .236 | HOME  | 16-5 | 2.84 | 203.0 | 158 | 77 | 64 | 79 | 215 | 10  | .213 |
| RELIEVERS | 13-7  | 4.10 | 186.2 | 172 | 93  | 85  | 90  | 163 | 16 | .246 | ROAD  | 8-7  | 5.91 | 128.0 | 140 | 93 | 84 | 68 | 120 | 14  | .277 |
| TOTALS    | 24-13 | 4.06 | 339.0 | 308 | 176 | 153 | 155 | 340 | 24 | .241 | NEUT. | 0-1  | 5.62 | 8.0   | 10  | 6  | 5  | 8  | 5   | 0   | .345 |



## HITTING NOTES

### 2019 MULTI-HIT GAMES

|                 | 2  | 3 | 4 | 5+ | Total |
|-----------------|----|---|---|----|-------|
| Kason Howell    | 10 | 2 | - | -  | 12    |
| Rankin Woley    | 10 | 2 | - | -  | 12    |
| Conor Davis     | 9  | 2 | - | -  | 11    |
| Steven Williams | 9  | 2 | - | -  | 11    |
| Judd Ward       | 8  | 2 | - | -  | 10    |
| Ryan Bliss      | 7  | 2 | - | -  | 9     |
| Edouard Julien  | 6  | 2 | - | -  | 8     |
| Will Holland    | 6  | - | 1 | -  | 7     |
| Matt Scheffler  | 6  | 1 | - | -  | 7     |
| Everett Lau     | 1  | 1 | - | -  | 2     |

### CAREER MULTI-HIT GAMES

|                 | 2  | 3 | 4 | 5+ | Total |
|-----------------|----|---|---|----|-------|
| Conor Davis     | 31 | 6 | - | -  | 37    |
| Will Holland    | 26 | 7 | 2 | -  | 35    |
| Steven Williams | 16 | 8 | 3 | -  | 27    |
| Edouard Julien  | 18 | 6 | - | -  | 24    |
| Judd Ward       | 13 | 2 | - | -  | 15    |
| Kason Howell    | 10 | 2 | - | -  | 12    |
| Rankin Woley    | 10 | 2 | - | -  | 12    |
| Ryan Bliss      | 7  | 2 | - | -  | 9     |
| Matt Scheffler  | 6  | 1 | - | -  | 7     |
| Everett Lau     | 1  | 1 | - | -  | 2     |

### 2019 MULTI-RBI GAMES

|                 | 2 | 3 | 4 | 5+ | Total |
|-----------------|---|---|---|----|-------|
| Edouard Julien  | 7 | 5 | - | -  | 12    |
| Ryan Bliss      | 6 | 1 | - | -  | 7     |
| Rankin Woley    | 6 | 1 | - | -  | 7     |
| Conor Davis     | 3 | 1 | 1 | -  | 5     |
| Judd Ward       | 2 | 1 | 1 | -  | 4     |
| Will Holland    | 3 | - | - | -  | 3     |
| Steven Williams | 2 | 1 | - | -  | 3     |
| Chase Hall      | 1 | - | - | -  | 1     |
| Kason Howell    | - | 1 | - | -  | 1     |
| Everett Lau     | - | - | - | 1  | 1     |

### CAREER MULTI-RBI GAMES

|                 | 2  | 3  | 4 | 5+ | Total |
|-----------------|----|----|---|----|-------|
| Edouard Julien  | 12 | 12 | 6 | -  | 30    |
| Conor Davis     | 14 | 5  | 3 | 1  | 23    |
| Will Holland    | 13 | 7  | 2 | -  | 22    |
| Steven Williams | 9  | 5  | 2 | 1  | 17    |
| Rankin Woley    | 6  | 1  | - | -  | 7     |
| Ryan Bliss      | 6  | 1  | - | -  | 7     |
| Judd Ward       | 4  | 1  | 1 | -  | 6     |
| Chase Hall      | 1  | -  | - | -  | 1     |
| Kason Howell    | -  | 1  | - | -  | 1     |
| Everett Lau     | -  | -  | - | 1  | 1     |

### CAREER STARTS

|                 | Career | Consec. |
|-----------------|--------|---------|
| Will Holland    | 141    | 7       |
| Conor Davis     | 118    | 22      |
| Steven Williams | 102    | 102     |
| Edouard Julien  | 95     | 33      |
| Judd Ward       | 57     | 24      |
| Ryan Bliss      | 37     | 37      |
| Kason Howell    | 37     | 37      |
| Rankin Woley    | 36     | 4       |
| Matt Scheffler  | 32     | 5       |
| Everett Lau     | 7      | -       |
| Chase Hall      | 5      | 1       |
| Ed Johnson      | 1      | -       |
| Brody Moore     | 1      | 1       |

### TEAM NOTES

| Auburn Overall SEC Rankings |        |      | Auburn SEC-Only Rankings |        |      |
|-----------------------------|--------|------|--------------------------|--------|------|
| Category                    | Rank   | No.  | Category                 | Rank   | No.  |
| Avg.                        | 10th   | .266 | Avg.                     | 8th    | .244 |
| Hits                        | 10th   | 340  | Hits                     | 8th    | 127  |
| 2B                          | 10th   | 63   | 2B                       | T-5th  | 24   |
| HR                          | 13th   | 24   | HR                       | T-11th | 8    |
| BB                          | T-11th | 157  | BB                       | 13th   | 44   |

### 2019 AUBURN HOME RUNS

| No. | Player (#)          | Opponent (Date)             | On | Outs | Inn. | Pitcher        |
|-----|---------------------|-----------------------------|----|------|------|----------------|
| 1   | Edouard Julien (1)  | Georgia Southern (2/17)     | 0  | 0    | 7th  | Edwards (R)    |
| 2   | Edouard Julien (2)  | Alabama A&M (2/20)          | 0  | 0    | 5th  | Mendoza (L)    |
| 3   | Judd Ward (1)       | Alabama A&M (2/20)          | 0  | 0    | 8th  | Figueroa (R)   |
| 4   | Edouard Julien (3)  | Alabama A&M (2/20)          | 1  | 2    | 8th  | Figueroa (R)   |
| 5   | Edouard Julien (4)  | at UCF (2/22)               | 1  | 0    | 2nd  | Schuermann (L) |
| 6   | Conor Davis (1)     | at UCF (2/24)               | 1  | 0    | 2nd  | Spicer (R)     |
| 7   | Steven Williams (1) | at UCF (2/24)               | 1  | 1    | 3rd  | Spicer (R)     |
| 8   | Rankin Woley (1)    | at UCF (2/24)               | 0  | 2    | 4th  | Sinclair (R)   |
| 9   | Steven Williams (2) | Cincinnati (3/1)            | 1  | 1    | 7th  | Shawver (L)    |
| 10  | Ryan Bliss (1)      | Cincinnati (3/2)            | 0  | 2    | 3rd  | Batcho (L)     |
| 11  | Edouard Julien (5)  | UT Martin (3/5)             | 0  | 1    | 4th  | Cannon (R)     |
| 12  | Everett Lau (1)     | UT Martin (3/5)             | 2  | 1    | 7th  | O'Doherty (R)  |
| 13  | Conor Davis (2)     | UT Martin (3/6)             | 0  | 2    | 4th  | Bullington (R) |
| 14  | Matt Scheffler (1)  | UTSA (3/9)                  | 0  | 2    | 5th  | Foust (R)      |
| 15  | Conor Davis (3)     | at UAB (3/19)               | 3  | 2    | 5th  | Wesson (R)     |
| 16  | Steven Williams (3) | at Mississippi State (3/22) | 0  | 1    | 6th  | Small (L)      |
| 17  | Rankin Woley (2)    | at Mississippi State (3/22) | 0  | 1    | 6th  | Small (L)      |
| 18  | Steven Williams (4) | at Mississippi State (3/24) | 1  | 0    | 4th  | Price (R)      |
| 19  | Judd Ward (2)       | at Mississippi State (3/24) | 2  | 1    | 7th  | Gordon (R)     |
| 20  | Will Holland (1)    | at South Carolina           | 1  | 1    | 2nd  | Shook (R)      |
| 21  | Edouard Julien (6)  | at South Carolina           | 2  | 2    | 2nd  | Tringali (R)   |
| 22  | Will Holland (2)    | Arkansas (4/5)              | 1  | 0    | 5th  | Noland (R)     |
| 23  | Edouard Julien (7)  | Jacksonville State (4/9)    | 1  | 1    | 1st  | Willingham (R) |
| 24  | Conor Davis (4)     | at Texas A&M (4/13)         | 1  | 1    | 1st  | Lacy (L)       |

### AUBURN CAREER HOME RUN BREAKDOWN

|           | 1R | 2R | 3R | GS | Career | Home | Road | Last    |
|-----------|----|----|----|----|--------|------|------|---------|
| Bliss     | 1  | -- | -- | -- | 1      | 1    | 0    | 3/2/19  |
| Davis     | 1  | 2  | 3  | 1  | 7      | 4    | 3    | 4/13/19 |
| Holland   | 8  | 7  | 1  | -- | 17     | 10   | 8    | 4/5/19  |
| Julien    | 6  | 6  | 9  | 3  | 24     | 13   | 11   | 4/9/19  |
| Lau       | -- | -- | 1  | -- | 1      | 1    | --   | 3/5/19  |
| Scheffler | 1  | -- | -- | -- | 1      | 1    | --   | 3/9/19  |
| Ward      | 1  | 0  | 1  | 0  | 2      | 1    | 1    | 3/24/19 |
| Williams  | 6  | 6  | 3  | 1  | 16     | 8    | 8    | 3/24/19 |
| Woley     | 2  | -- | -- | -- | 2      | --   | 2    | 3/22/19 |

### HITTING STREAKS

|                 | Current | '19 | Career |
|-----------------|---------|-----|--------|
| Ryan Bliss      | 3       | 10  | 10     |
| Conor Davis     | 1       | 7   | 11     |
| Matt Scheffler  | -       | 7   | 7      |
| Judd Ward       | 1       | 7   | 7      |
| Edouard Julien  | 1       | 6   | 6      |
| Will Holland    | -       | 5   | 8      |
| Kason Howell    | 3       | 5   | 5      |
| Steven Williams | 1       | 5   | 6      |
| Rankin Woley    | 2       | 5   | 5      |
| Ed Johnson      | 2       | 2   | 2      |
| Everett Lau     | -       | 2   | 2      |
| Brody Moore     | 1       | 1   | 1      |
| Chase Hall      | 1       | 1   | 1      |
| Brett Olson     | 1       | 1   | 1      |

### REACHED BASE STREAKS

|                 | Current | '19 | Career |
|-----------------|---------|-----|--------|
| Steven Williams | 1       | 19  | 25     |
| Rankin Woley    | 2       | 17  | 17     |
| Kason Howell    | 14      | 14  | 14     |
| Matt Scheffler  | -       | 13  | 13     |
| Judd Ward       | 1       | 13  | 13     |
| Conor Davis     | 1       | 12  | 19     |
| Edouard Julien  | 1       | 11  | 14     |
| Ryan Bliss      | 3       | 10  | 10     |
| Will Holland    | 2       | 9   | 18     |
| Everett Lau     | -       | 5   | 5      |
| Chase Hall      | 1       | 3   | 3      |
| Ed Johnson      | 3       | 3   | 3      |
| Brett Olson     | 2       | 2   | 2      |
| Brody Moore     | 1       | 1   | 1      |

### BUNT HITS

| Player         | No.      |
|----------------|----------|
| Judd Ward      | 2        |
| Ryan Bliss     | 2        |
| Kason Howell   | 1        |
| Edouard Julien | 1        |
| <b>TOTAL</b>   | <b>6</b> |

### SAC BUNTS

| Player          | No.       |
|-----------------|-----------|
| Steven Williams | 4         |
| Kason Howell    | 3         |
| Judd Ward       | 3         |
| Will Holland    | 2         |
| Matt Scheffler  | 2         |
| Ryan Bliss      | 2         |
| <b>TOTAL</b>    | <b>15</b> |

### SAC FLIES

| Player          | No.       |
|-----------------|-----------|
| Kason Howell    | 4         |
| Ryan Bliss      | 4         |
| Steven Williams | 2         |
| Rankin Woley    | 2         |
| Edouard Julien  | 2         |
| Judd Ward       | 1         |
| Matt Scheffler  | 1         |
| <b>TOTAL</b>    | <b>16</b> |

### OUTFIELD ASSISTS

| Player          | No.      |
|-----------------|----------|
| Judd Ward       | 5        |
| Steven Williams | 2        |
| Kason Howell    | 1        |
| <b>TOTAL</b>    | <b>8</b> |

### PINCH HITS

| Player       | No.      |
|--------------|----------|
| Ed Johnson   | 1        |
| <b>TOTAL</b> | <b>1</b> |

**AUBURN 2019 GAME-BY-GAME STARTING LINEUPS**

| DATE | OPP                   | 1       | 2        | 3        | 4        | 5         | 6         | 7        | 8         | 9         | SP       |
|------|-----------------------|---------|----------|----------|----------|-----------|-----------|----------|-----------|-----------|----------|
| 2/15 | Georgia Southern      | Ward    | Holland  | Williams | Woley    | Julien    | Davis     | Bliss    | Howell    | Scheffler | Daniel   |
| 2/16 | Georgia Southern      | Holland | Williams | Woley    | Julien   | Davis     | Bliss     | Howell   | Scheffler | Ward      | Burns    |
| 2/17 | Georgia Southern      | Ward    | Holland  | Williams | Woley    | Julien    | Davis     | Bliss    | Howell    | Hall      | Gray     |
| 2/19 | Alabama A&M           | Ward    | Holland  | Williams | Woley    | Bliss     | Howell    | Lau      | Hall      | Johnson   | Skipper  |
| 2/20 | Alabama A&M           | Ward    | Woley    | Williams | Davis    | Julien    | Bliss     | Howell   | Lau       | Scheffler | Fuller   |
| 2/22 | at UCF                | Ward    | Holland  | Williams | Woley    | Julien    | Davis     | Bliss    | Howell    | Scheffler | Burns    |
| 2/23 | at UCF                | Ward    | Holland  | Julien   | Woley    | Williams  | Davis     | Bliss    | Howell    | Hall      | Gray     |
| 2/24 | at UCF                | Ward    | Holland  | Julien   | Woley    | Williams  | Davis     | Bliss    | Howell    | Scheffler | Horn     |
| 3/1  | Cincinnati            | Ward    | Holland  | Julien   | Woley    | Williams  | Davis     | Bliss    | Howell    | Scheffler | Burns    |
| 3/2  | Cincinnati            | Ward    | Holland  | Julien   | Williams | Woley     | Davis     | Bliss    | Howell    | Scheffler | Owen     |
| 3/3  | Cincinnati            | Ward    | Holland  | Julien   | Woley    | Williams  | Davis     | Bliss    | Howell    | Scheffler | Skipper  |
| 3/5  | UT Martin             | Holland | Williams | Julien   | Woley    | Bliss     | Lau       | Howell   | Ward      | Scheffler | Horn     |
| 3/6  | UT Martin             | Holland | Williams | Julien   | Woley    | Bliss     | Davis     | Howell   | Lau       | Scheffler | Wade     |
| 3/8  | UTSA                  | Holland | Williams | Julien   | Woley    | Bliss     | Davis     | Howell   | Ward      | Scheffler | Burns    |
| 3/9  | UTSA                  | Holland | Williams | Julien   | Woley    | Bliss     | Lau       | Howell   | Ward      | Scheffler | Owen     |
| 3/10 | UTSA                  | Holland | Williams | Julien   | Woley    | Bliss     | Davis     | Howell   | Ward      | Hall      | Skipper  |
| 3/12 | at South Alabama      | Holland | Williams | Woley    | Julien   | Davis     | Bliss     | Howell   | Ward      | Scheffler | Wade     |
| 3/15 | Tennessee*            | Holland | Williams | Woley    | Julien   | Davis     | Bliss     | Howell   | Ward      | Scheffler | Burns    |
| 3/16 | Tennessee*            | Holland | Williams | Woley    | Julien   | Davis     | Bliss     | Howell   | Ward      | Scheffler | Owen     |
| 3/17 | Tennessee*            | Holland | Williams | Woley    | Julien   | Davis     | Bliss     | Howell   | Ward      | Scheffler | Skipper  |
| 3/19 | at UAB                | Holland | Williams | Woley    | Julien   | Davis     | Bliss     | Howell   | Ward      | Scheffler | Wade     |
| 3/22 | at Mississippi State* | Holland | Williams | Woley    | Julien   | Davis     | Bliss     | Howell   | Ward      | Scheffler | Burns    |
| 3/23 | at Mississippi State* | Holland | Williams | Woley    | Julien   | Davis     | Bliss     | Howell   | Ward      | Scheffler | Skipper  |
| 3/24 | at Mississippi State* | Holland | Williams | Woley    | Julien   | Davis     | Bliss     | Howell   | Ward      | Scheffler | Anderson |
| 3/26 | vs. Alabama%          | Holland | Williams | Woley    | Julien   | Davis     | Bliss     | Howell   | Ward      | Scheffler | Wade     |
| 3/29 | at South Carolina*    | Holland | Williams | Woley    | Julien   | Davis     | Bliss     | Howell   | Ward      | Scheffler | Burns    |
| 3/30 | at South Carolina*    | Ward    | Howel    | Julien   | Woley    | Williams  | Davis     | Holland  | Bliss     | Scheffler | Fuller   |
| 3/31 | at South Carolina*    | Ward    | Howel    | Julien   | Woley    | Williams  | Davis     | Holland  | Bliss     | Scheffler | Skipper  |
| 4/2  | Georgia Tech          | Ward    | Howel    | Julien   | Woley    | Williams  | Davis     | Holland  | Bliss     | Scheffler | Wade     |
| 4/4  | Arkansas*             | Ward    | Howell   | Woley    | Julien   | Davis     | Williams  | Bliss    | Lau       | Scheffler | Burns    |
| 4/5  | Arkansas*             | Ward    | Howell   | Woley    | Julien   | Davis     | Williams  | Holland  | Bliss     | Scheffler | Fuller   |
| 4/6  | Arkansas*             | Ward    | Howell   | Woley    | Julien   | Davis     | Williams  | Holland  | Bliss     | Hall      | Fitts    |
| 4/9  | Jacksonville State    | Ward    | Howell   | Julien   | Davis    | Bliss     | Scheffler | Williams | Holland   | Moore     | Wade     |
| 4/12 | at Texas A&M*         | Holland | Howell   | Julien   | Davis    | Woley     | Ward      | Bliss    | Williams  | Scheffler | Burns    |
| 4/13 | at Texas A&M*         | Holland | Howell   | Julien   | Davis    | Ward      | Woley     | Bliss    | Williams  | Scheffler | Fuller   |
| 4/14 | at Texas A&M*         | Ward    | Howell   | Julien   | Davis    | Scheffler | Woley     | Bliss    | Williams  | Holland   | Fitts    |
| 4/16 | at Georgia Tech       | Ward    | Howell   | Julien   | Davis    | Scheffler | Woley     | Holland  | Williams  | Bliss     | Skipper  |
| 4/18 | Ole Miss*             |         |          |          |          |           |           |          |           |           |          |
| 4/19 | Ole Miss*             |         |          |          |          |           |           |          |           |           |          |
| 4/20 | Ole Miss*             |         |          |          |          |           |           |          |           |           |          |
| 4/23 | at Jacksonville State |         |          |          |          |           |           |          |           |           |          |
| 4/25 | at Vanderbilt*        |         |          |          |          |           |           |          |           |           |          |
| 4/26 | at Vanderbilt*        |         |          |          |          |           |           |          |           |           |          |
| 4/27 | at Vanderbilt*        |         |          |          |          |           |           |          |           |           |          |
| 5/3  | Alabama*              |         |          |          |          |           |           |          |           |           |          |
| 5/4  | Alabama*              |         |          |          |          |           |           |          |           |           |          |
| 5/5  | Alabama*              |         |          |          |          |           |           |          |           |           |          |
| 5/7  | UAB                   |         |          |          |          |           |           |          |           |           |          |
| 5/10 | Georgia*              |         |          |          |          |           |           |          |           |           |          |
| 5/11 | Georgia*              |         |          |          |          |           |           |          |           |           |          |
| 5/12 | Georgia*              |         |          |          |          |           |           |          |           |           |          |
| 5/14 | North Alabama*        |         |          |          |          |           |           |          |           |           |          |
| 5/16 | at LSU*               |         |          |          |          |           |           |          |           |           |          |
| 5/17 | at LSU*               |         |          |          |          |           |           |          |           |           |          |
| 5/18 | at LSU*               |         |          |          |          |           |           |          |           |           |          |

\* - SEC Game

% - MAX Capital City Classic (Montgomery, Ala.)

**AUBURN 2019 GAME-BY-GAME STARTERS**

| DATE | OPP                   | SP       | C         | 1B    | 2B    | 3B      | SS      | LF    | CF     | RF       | DH    |
|------|-----------------------|----------|-----------|-------|-------|---------|---------|-------|--------|----------|-------|
| 2/15 | Georgia Southern      | Daniel   | Scheffler | Woley | Bliss | Julien  | Holland | Ward  | Howell | Williams | Davis |
| 2/16 | Georgia Southern      | Burns    | Scheffler | Woley | Bliss | Julien  | Holland | Ward  | Howell | Williams | Davis |
| 2/17 | Georgia Southern      | Gray     | Hall      | Woley | Bliss | Julien  | Holland | Ward  | Howell | Williams | Davis |
| 2/19 | Alabama A&M           | Skipper  | Hall      | Woley | Bliss | Johnson | Holland | Ward  | Howell | Williams | Lau   |
| 2/20 | Alabama A&M           | Fuller   | Scheffler | Woley | Lau   | Julien  | Bliss   | Ward  | Howell | Williams | Davis |
| 2/22 | at UCF                | Burns    | Scheffler | Woley | Bliss | Julien  | Holland | Ward  | Howell | Williams | Davis |
| 2/23 | at UCF                | Gray     | Hall      | Woley | Bliss | Julien  | Holland | Ward  | Howell | Williams | Davis |
| 2/24 | at UCF                | Horn     | Scheffler | Woley | Bliss | Julien  | Holland | Ward  | Howell | Williams | Davis |
| 3/1  | Cincinnati            | Burns    | Scheffler | Woley | Bliss | Julien  | Holland | Ward  | Howell | Williams | Lau   |
| 3/2  | Cincinnati            | Owens    | Scheffler | Woley | Bliss | Julien  | Holland | Ward  | Howell | Williams | Davis |
| 3/3  | Cincinnati            | Skipper  | Scheffler | Woley | Bliss | Julien  | Holland | Ward  | Howell | Williams | Davis |
| 3/5  | UT Martin             | Horn     | Scheffler | Woley | Bliss | Julien  | Holland | Ward  | Howell | Williams | Lau   |
| 3/6  | UT Martin             | Wade     | Scheffler | Woley | Bliss | Julien  | Holland | Davis | Howell | Williams | Lau   |
| 3/8  | UTSA                  | Burns    | Scheffler | Woley | Bliss | Julien  | Holland | Ward  | Howell | Williams | Davis |
| 3/9  | UTSA                  | Owen     | Scheffler | Woley | Bliss | Julien  | Holland | Ward  | Howell | Williams | Lau   |
| 3/10 | UTSA                  | Skipper  | Hall      | Woley | Bliss | Julien  | Holland | Ward  | Howell | Williams | Davis |
| 3/12 | at South Alabama      | Wade     | Scheffler | Woley | Bliss | Julien  | Holland | Ward  | Howell | Williams | Davis |
| 3/15 | Tennessee*            | Burns    | Scheffler | Woley | Bliss | Julien  | Holland | Ward  | Howell | Williams | Davis |
| 3/16 | Tennessee*            | Owen     | Scheffler | Woley | Bliss | Julien  | Holland | Ward  | Howell | Williams | Davis |
| 3/17 | Tennessee*            | Skipper  | Scheffler | Woley | Bliss | Julien  | Holland | Ward  | Howell | Williams | Davis |
| 3/19 | at UAB                | Wade     | Scheffler | Woley | Bliss | Julien  | Holland | Ward  | Howell | Williams | Davis |
| 3/22 | at Mississippi State* | Burns    | Scheffler | Woley | Bliss | Julien  | Holland | Ward  | Howell | Williams | Davis |
| 3/23 | at Mississippi State* | Skipper  | Scheffler | Woley | Bliss | Julien  | Holland | Ward  | Howell | Williams | Davis |
| 3/24 | at Mississippi State* | Anderson | Scheffler | Woley | Bliss | Julien  | Holland | Ward  | Howell | Williams | Davis |
| 3/26 | vs. Alabama^          | Wade     | Scheffler | Woley | Bliss | Julien  | Holland | Ward  | Howell | Williams | Davis |
| 3/29 | at South Carolina*    | Burns    | Scheffler | Woley | Bliss | Julien  | Holland | Ward  | Howell | Williams | Davis |
| 3/30 | at South Carolina*    | Fuller   | Scheffler | Woley | Bliss | Julien  | Holland | Ward  | Howell | Williams | Davis |
| 3/31 | at South Carolina*    | Skipper  | Scheffler | Woley | Bliss | Julien  | Holland | Ward  | Howell | Williams | Davis |
| 4/2  | Georgia Tech          | Wade     | Scheffler | Woley | Bliss | Julien  | Holland | Ward  | Howell | Williams | Davis |
| 4/4  | Arkansas*             | Burns    | Scheffler | Woley | Lau   | Julien  | Bliss   | Ward  | Howell | Williams | Davis |
| 4/5  | Arkansas*             | Fuller   | Scheffler | Woley | Bliss | Julien  | Holland | Ward  | Howell | Williams | Davis |
| 4/6  | Arkansas*             | Fitts    | Hall      | Woley | Bliss | Julien  | Holland | Ward  | Howell | Williams | Davis |
| 4/9  | Jacksonville State    | Wade     | Scheffler | Moore | Bliss | Julien  | Holland | Ward  | Howell | Williams | Davis |
| 4/12 | at Texas A&M*         | Burns    | Scheffler | Woley | Bliss | Julien  | Holland | Ward  | Howell | Williams | Davis |
| 4/13 | at Texas A&M*         | Fuller   | Scheffler | Woley | Bliss | Julien  | Holland | Ward  | Howell | Williams | Davis |
| 4/14 | at Texas A&M*         | Fitts    | Scheffler | Woley | Bliss | Julien  | Holland | Ward  | Howell | Williams | Davis |
| 4/16 | at Georgia Tech       | Skipper  | Scheffler | Woley | Bliss | Julien  | Holland | Ward  | Howell | Williams | Davis |
| 4/18 | Ole Miss*             |          |           |       |       |         |         |       |        |          |       |
| 4/19 | Ole Miss*             |          |           |       |       |         |         |       |        |          |       |
| 4/20 | Ole Miss*             |          |           |       |       |         |         |       |        |          |       |
| 4/23 | at Jacksonville State |          |           |       |       |         |         |       |        |          |       |
| 4/25 | at Vanderbilt*        |          |           |       |       |         |         |       |        |          |       |
| 4/26 | at Vanderbilt*        |          |           |       |       |         |         |       |        |          |       |
| 4/27 | at Vanderbilt*        |          |           |       |       |         |         |       |        |          |       |
| 5/3  | Alabama*              |          |           |       |       |         |         |       |        |          |       |
| 5/4  | Alabama*              |          |           |       |       |         |         |       |        |          |       |
| 5/5  | Alabama*              |          |           |       |       |         |         |       |        |          |       |
| 5/7  | UAB                   |          |           |       |       |         |         |       |        |          |       |
| 5/10 | Georgia*              |          |           |       |       |         |         |       |        |          |       |
| 5/11 | Georgia*              |          |           |       |       |         |         |       |        |          |       |
| 5/12 | Georgia*              |          |           |       |       |         |         |       |        |          |       |
| 5/14 | North Alabama*        |          |           |       |       |         |         |       |        |          |       |
| 5/16 | at LSU*               |          |           |       |       |         |         |       |        |          |       |
| 5/17 | at LSU*               |          |           |       |       |         |         |       |        |          |       |
| 5/18 | at LSU*               |          |           |       |       |         |         |       |        |          |       |

\* - SEC Game

^ - MAX Capital City Classic (Montgomery, Ala.)

OVERALL STATS



2019 Auburn Baseball  
Overall Statistics for Auburn (as of Apr 16, 2019)  
(All games Sorted by Batting avg)



Record: 24-13 Home: 16-5 Away: 8-7 Neutral: 0-1 SEC: 8-7

| Player               | avg   | gp-gs | ab   | r   | h   | 2b | 3b | hr | rbi | tb  | slg%  | bb  | hp | so  | gdp | ob%   | sf | sh | sb-att | po   | a   | e  | fld%  |  |
|----------------------|-------|-------|------|-----|-----|----|----|----|-----|-----|-------|-----|----|-----|-----|-------|----|----|--------|------|-----|----|-------|--|
| 16 Howell, Kason     | .299  | 37-37 | 137  | 20  | 41  | 5  | 0  | 0  | 21  | 46  | .336  | 15  | 4  | 26  | 2   | .375  | 4  | 3  | 13-15  | 100  | 1   | 3  | .971  |  |
| 24 Davis, Conor      | .291  | 34-33 | 134  | 19  | 39  | 6  | 1  | 4  | 21  | 59  | .440  | 6   | 3  | 30  | 3   | .336  | 0  | 0  | 2-2    | 2    | 0   | 0  | 1.000 |  |
| 4 Woley, Rankin      | .284  | 36-36 | 148  | 22  | 42  | 9  | 1  | 2  | 25  | 59  | .399  | 12  | 3  | 41  | 6   | .345  | 2  | 0  | 2-2    | 293  | 21  | 1  | .997  |  |
| 6 Scheffler, Matt    | .276  | 34-32 | 116  | 17  | 32  | 6  | 0  | 1  | 14  | 41  | .353  | 7   | 6  | 12  | 2   | .346  | 1  | 2  | 5-6    | 290  | 33  | 4  | .988  |  |
| 1 Ward, Judd         | .274  | 37-36 | 135  | 22  | 37  | 6  | 2  | 2  | 20  | 53  | .393  | 21  | 5  | 29  | 0   | .389  | 1  | 3  | 3-4    | 65   | 5   | 4  | .946  |  |
| 10 Julien, Edouard   | .271  | 36-36 | 133  | 34  | 36  | 11 | 0  | 7  | 33  | 68  | .511  | 30  | 4  | 40  | 1   | .414  | 2  | 0  | 3-5    | 21   | 52  | 8  | .901  |  |
| 9 Bliss, Ryan        | .259  | 37-37 | 135  | 22  | 35  | 8  | 1  | 1  | 19  | 48  | .356  | 17  | 2  | 29  | 2   | .342  | 4  | 1  | 5-5    | 52   | 91  | 2  | .986  |  |
| 41 Williams, Steven  | .241  | 37-37 | 141  | 25  | 34  | 5  | 0  | 4  | 15  | 51  | .362  | 20  | 2  | 34  | 2   | .339  | 2  | 4  | 3-3    | 76   | 2   | 1  | .987  |  |
| 17 Holland, Will     | .217  | 35-35 | 129  | 25  | 28  | 5  | 0  | 2  | 13  | 39  | .302  | 22  | 8  | 36  | 3   | .365  | 0  | 2  | 13-16  | 25   | 83  | 7  | .939  |  |
| -----                |       |       |      |     |     |    |    |    |     |     |       |     |    |     |     |       |    |    |        |      |     |    |       |  |
| 38 Olson, Brett      | 1.000 | 2-0   | 1    | 0   | 1   | 0  | 0  | 0  | 0   | 1   | 1.000 | 1   | 0  | 0   | 0   | 1.000 | 0  | 0  | 0-0    | 1    | 0   | 0  | 1.000 |  |
| 19 Moore, Brody      | .400  | 5-1   | 5    | 2   | 2   | 0  | 1  | 0  | 1   | 4   | .800  | 1   | 0  | 0   | 1   | .500  | 0  | 0  | 0-0    | 12   | 2   | 0  | 1.000 |  |
| 7 Johnson, Ed        | .333  | 4-1   | 6    | 0   | 2   | 0  | 0  | 0  | 0   | 2   | .333  | 1   | 0  | 1   | 0   | .429  | 0  | 0  | 0-0    | 3    | 1   | 0  | 1.000 |  |
| 2 Lau, Everett       | .250  | 14-7  | 32   | 5   | 8   | 1  | 0  | 1  | 6   | 12  | .375  | 3   | 1  | 9   | 1   | .333  | 0  | 0  | 1-1    | 5    | 4   | 0  | 1.000 |  |
| 11 Hall, Chase       | .167  | 10-5  | 18   | 0   | 3   | 1  | 0  | 0  | 2   | 4   | .222  | 1   | 1  | 4   | 1   | .250  | 0  | 0  | 0-0    | 48   | 2   | 2  | .962  |  |
| 3 Warner, Devin      | .000  | 5-0   | 5    | 0   | 0   | 0  | 0  | 0  | 0   | 0   | .000  | 0   | 0  | 2   | 0   | .000  | 0  | 0  | 0-0    | 0    | 0   | 0  | .000  |  |
| 21 Henderson, Jackso | .000  | 4-0   | 2    | 1   | 0   | 0  | 0  | 0  | 0   | 0   | .000  | 0   | 0  | 2   | 0   | .000  | 0  | 0  | 0-0    | 1    | 0   | 0  | 1.000 |  |
| 5 Eaton, Jarrett     | .000  | 8-0   | 2    | 2   | 0   | 0  | 0  | 0  | 0   | 0   | .000  | 0   | 0  | 0   | 0   | .000  | 0  | 0  | 1-1    | 3    | 0   | 0  | 1.000 |  |
| Totals               | .266  | 37    | 1279 | 216 | 340 | 63 | 6  | 24 | 190 | 487 | .381  | 157 | 39 | 295 | 24  | .359  | 16 | 15 | 51-60  | 1017 | 345 | 39 | .972  |  |
| Opponents            | .241  | 37    | 1276 | 176 | 308 | 66 | 3  | 24 | 154 | 452 | .354  | 155 | 21 | 340 | 13  | .331  | 11 | 19 | 38-46  | 994  | 381 | 50 | .965  |  |

LOB - Team (296), Opp (289). DPs turned - Team (15), Opp (28). IBB - Team (8), Julien, E. 4, Howell, K. 2, Holland, W. 1, Bliss, R. 1, Opp (7). Picked off - Howell, K. 2, Scheffler, M 2, Holland, W. 1, Ward, J. 1.

(All games Sorted by Earned run avg)

| Player               | era  | w-l   | app | gs | cg | sho | sv | ip    | h   | r   | er  | bb  | so  | 2b | 3b | hr | b/avg | wp | hp | bks | sfa | sha |
|----------------------|------|-------|-----|----|----|-----|----|-------|-----|-----|-----|-----|-----|----|----|----|-------|----|----|-----|-----|-----|
| 44 Owen, Jack        | 0.31 | 3-0   | 5   | 3  | 1  | 1/1 | 0  | 29.0  | 16  | 2   | 1   | 2   | 33  | 2  | 0  | 1  | .162  | 1  | 0  | 0   | 0   | 2   |
| 32 Burns, Tanner     | 2.05 | 4-1   | 9   | 9  | 1  | 1/2 | 0  | 57.0  | 36  | 15  | 13  | 13  | 76  | 9  | 0  | 2  | .176  | 8  | 2  | 0   | 2   | 0   |
| 18 Fuller, Brooks    | 2.32 | 2-1   | 11  | 4  | 0  | 0/1 | 1  | 31.0  | 21  | 14  | 8   | 25  | 22  | 2  | 1  | 2  | .194  | 5  | 1  | 0   | 1   | 2   |
| 20 Greenhill, Cody   | 2.83 | 0-1   | 15  | 0  | 0  | 0/3 | 8  | 28.2  | 24  | 10  | 9   | 7   | 23  | 6  | 0  | 1  | .222  | 2  | 5  | 0   | 1   | 0   |
| 14 Anderson, Elliott | 3.00 | 5-1   | 17  | 1  | 0  | 0/2 | 0  | 33.0  | 27  | 14  | 11  | 14  | 36  | 9  | 0  | 2  | .220  | 2  | 1  | 0   | 1   | 4   |
| 43 Fitts, Richard    | 5.33 | 2-2   | 11  | 2  | 0  | 0/0 | 0  | 25.1  | 31  | 15  | 15  | 9   | 14  | 6  | 0  | 3  | .310  | 1  | 1  | 0   | 0   | 1   |
| 40 Wade, Garrett     | 5.47 | 3-0   | 10  | 6  | 0  | 0/1 | 0  | 26.1  | 26  | 18  | 16  | 24  | 34  | 4  | 0  | 1  | .263  | 5  | 1  | 1   | 0   | 3   |
| 29 Skipper, Carson   | 6.82 | 3-2   | 14  | 7  | 0  | 0/1 | 2  | 30.1  | 37  | 27  | 23  | 19  | 34  | 6  | 2  | 5  | .294  | 2  | 1  | 0   | 0   | 1   |
| -----                |      |       |     |    |    |     |    |       |     |     |     |     |     |    |    |    |       |    |    |     |     |     |
| 23 Glavine, Peyton   | 1.59 | 0-0   | 6   | 0  | 0  | 0/0 | 0  | 5.2   | 6   | 1   | 1   | 4   | 9   | 1  | 0  | 0  | .261  | 0  | 0  | 0   | 0   | 0   |
| 13 Daniel, Davis     | 4.50 | 0-0   | 1   | 1  | 0  | 0/0 | 0  | 2.0   | 4   | 2   | 1   | 0   | 4   | 0  | 0  | 0  | .364  | 0  | 0  | 0   | 0   | 0   |
| 37 Watson, Ryan      | 5.48 | 0-1   | 13  | 0  | 0  | 0/1 | 0  | 21.1  | 25  | 13  | 13  | 8   | 20  | 7  | 0  | 1  | .309  | 2  | 0  | 0   | 3   | 2   |
| 33 Morrison, Will    | 5.51 | 0-0   | 12  | 0  | 0  | 0/1 | 0  | 16.1  | 15  | 10  | 10  | 5   | 10  | 5  | 0  | 1  | .259  | 1  | 5  | 0   | 1   | 1   |
| 36 Gray, Kyle        | 7.43 | 1-3   | 11  | 2  | 0  | 0/1 | 0  | 13.1  | 14  | 13  | 11  | 13  | 9   | 4  | 0  | 2  | .269  | 1  | 3  | 0   | 1   | 2   |
| 31 Schilleci, Blake  | 9.00 | 0-1   | 5   | 0  | 0  | 0/0 | 0  | 7.0   | 8   | 7   | 7   | 5   | 8   | 1  | 0  | 0  | .286  | 1  | 0  | 0   | 1   | 0   |
| 8 Horn, Bailey       | 9.95 | 1-0   | 9   | 2  | 0  | 0/0 | 0  | 12.2  | 18  | 15  | 14  | 7   | 8   | 4  | 0  | 3  | .327  | 2  | 1  | 0   | 0   | 1   |
| Totals               | 4.06 | 24-13 | 37  | 37 | 2  | 7/5 | 11 | 339.0 | 308 | 176 | 153 | 155 | 340 | 66 | 3  | 24 | .241  | 33 | 21 | 1   | 11  | 19  |
| Opponents            | 5.22 | 13-24 | 37  | 37 | 0  | 3/3 | 2  | 331.1 | 340 | 216 | 192 | 157 | 295 | 63 | 6  | 24 | .266  | 42 | 39 | 7   | 16  | 15  |

PB - Team (9), Scheffler, M 6, Hall, C. 3, Opp (4). Pickoffs - Team (3), Greenhill, C 1, Scheffler, M 1, Skipper, C. 1, Opp (6). SBA/ATT - Scheffler, M (32-39), Hall, C. (6-6), Wade, G. (3-5), Watson, R. (3-5), Morrison, W. (4-4), Owen, J. (3-4), Fitts, R. (3-4), Anderson, E. (3-4), Burns, T. (3-4), Horn, B. (3-3), Gray, K. (3-3), Skipper, C. (3-3), Fuller, B. (2-2), Daniel, D. (2-2), Schilleci, B (1-1), Glavine, P. (1-1), Greenhill, C (1-1).



**SEC STATS**



**2019 Auburn Baseball  
Conference statistics for Auburn (as of Apr 14, 2019)  
(SEC games only Sorted by Batting avg)**



Record: 8-7 Home: 4-2 Away: 4-5 SEC: 8-7

| Player              | avg   | gp-gs | ab  | r  | h   | 2b | 3b | hr | rbi | tb  | slg%  | bb | hp | so  | gdp | ob%   | sf | sh | sb-att | po  | a   | e  | fld%  |  |
|---------------------|-------|-------|-----|----|-----|----|----|----|-----|-----|-------|----|----|-----|-----|-------|----|----|--------|-----|-----|----|-------|--|
| 16 Howell, Kason    | .310  | 15-15 | 58  | 8  | 18  | 2  | 0  | 0  | 5   | 20  | .345  | 5  | 2  | 10  | 2   | .385  | 0  | 1  | 4-5    | 44  | 0   | 1  | .978  |  |
| 1 Ward, Judd        | .293  | 15-15 | 58  | 4  | 17  | 3  | 0  | 1  | 9   | 23  | .397  | 4  | 1  | 13  | 0   | .349  | 0  | 2  | 1-1    | 33  | 3   | 2  | .947  |  |
| 24 Davis, Conor     | .281  | 15-15 | 57  | 9  | 16  | 3  | 1  | 1  | 7   | 24  | .421  | 3  | 2  | 14  | 2   | .339  | 0  | 0  | 1-1    | 0   | 0   | 0  | .000  |  |
| 6 Scheffler, Matt   | .265  | 14-14 | 49  | 6  | 13  | 3  | 0  | 0  | 6   | 16  | .327  | 2  | 3  | 4   | 0   | .333  | 0  | 1  | 1-2    | 113 | 12  | 2  | .984  |  |
| 10 Julien, Edouard  | .241  | 15-15 | 58  | 11 | 14  | 7  | 0  | 1  | 10  | 24  | .414  | 10 | 0  | 18  | 0   | .353  | 0  | 0  | 0-1    | 14  | 21  | 2  | .946  |  |
| 9 Bliss, Ryan       | .212  | 15-15 | 52  | 8  | 11  | 3  | 0  | 0  | 7   | 14  | .269  | 7  | 2  | 10  | 1   | .323  | 1  | 0  | 1-1    | 21  | 45  | 1  | .985  |  |
| 4 Woley, Rankin     | .200  | 15-15 | 65  | 5  | 13  | 1  | 0  | 1  | 4   | 17  | .262  | 3  | 0  | 17  | 2   | .235  | 0  | 0  | 1-1    | 123 | 6   | 0  | 1.000 |  |
| 17 Holland, Will    | .196  | 14-14 | 51  | 8  | 10  | 1  | 0  | 2  | 6   | 17  | .333  | 5  | 4  | 20  | 1   | .317  | 0  | 1  | 5-7    | 13  | 34  | 4  | .922  |  |
| 41 Williams, Steven | .190  | 15-15 | 58  | 5  | 11  | 1  | 0  | 2  | 4   | 18  | .310  | 4  | 0  | 18  | 1   | .238  | 1  | 2  | 1-1    | 34  | 2   | 0  | 1.000 |  |
| -----               |       |       |     |    |     |    |    |    |     |     |       |    |    |     |     |       |    |    |        |     |     |    |       |  |
| 7 Johnson, Ed       | 1.000 | 1-0   | 1   | 0  | 1   | 0  | 0  | 0  | 0   | 1   | 1.000 | 0  | 0  | 0   | 0   | 1.000 | 0  | 0  | 0-0    | 0   | 0   | 0  | .000  |  |
| 11 Hall, Chase      | .333  | 2-1   | 3   | 0  | 1   | 0  | 0  | 0  | 0   | 1   | .333  | 0  | 0  | 2   | 0   | .333  | 0  | 0  | 0-0    | 5   | 0   | 0  | 1.000 |  |
| 2 Lau, Everett      | .286  | 4-1   | 7   | 1  | 2   | 0  | 0  | 0  | 0   | 2   | .286  | 1  | 0  | 1   | 0   | .375  | 0  | 0  | 1-1    | 1   | 1   | 0  | 1.000 |  |
| 3 Warner, Devin     | .000  | 2-0   | 2   | 0  | 0   | 0  | 0  | 0  | 0   | 0   | .000  | 0  | 0  | 1   | 0   | .000  | 0  | 0  | 0-0    | 0   | 0   | 0  | .000  |  |
| 19 Moore, Brody     | .000  | 1-0   | 1   | 0  | 0   | 0  | 0  | 0  | 0   | 0   | .000  | 0  | 0  | 0   | 1   | .000  | 0  | 0  | 0-0    | 0   | 0   | 0  | .000  |  |
| 5 Eaton, Jarrett    | .000  | 4-0   | 0   | 1  | 0   | 0  | 0  | 0  | 0   | 0   | .000  | 0  | 0  | 0   | 0   | .000  | 0  | 0  | 1-1    | 1   | 0   | 0  | 1.000 |  |
| Totals              | .244  | 15    | 520 | 66 | 127 | 24 | 1  | 8  | 58  | 177 | .340  | 44 | 14 | 128 | 10  | .319  | 2  | 7  | 17-22  | 408 | 142 | 15 | .973  |  |
| Opponents           | .264  | 15    | 531 | 84 | 140 | 30 | 3  | 14 | 76  | 218 | .411  | 70 | 5  | 123 | 6   | .352  | 5  | 6  | 15-18  | 411 | 172 | 17 | .972  |  |

LOB - Team (110), Opp (125). DPs turned - Team (7), Opp (11). IBB - Team (2), Bliss, R. 1, Howell, K. 1, Opp (3). Picked off - Ward, J. 1, Scheffler, M 1.

**(SEC games only Sorted by Earned run avg)**

| Player               | era   | w-l | app | gs | cg | sho | sv | ip    | h   | r  | er | bb | so  | 2b | 3b | hr | b/avg | wp | hp | bks | sfa | sha |
|----------------------|-------|-----|-----|----|----|-----|----|-------|-----|----|----|----|-----|----|----|----|-------|----|----|-----|-----|-----|
| 18 Fuller, Brooks    | 2.49  | 2-1 | 5   | 3  | 0  | 0/1 | 0  | 21.2  | 16  | 7  | 6  | 16 | 18  | 2  | 1  | 1  | .213  | 4  | 0  | 0   | 1   | 2   |
| 20 Greenhill, Cody   | 3.06  | 0-1 | 9   | 0  | 0  | 0/2 | 6  | 17.2  | 16  | 6  | 6  | 5  | 17  | 4  | 0  | 1  | .229  | 1  | 3  | 0   | 0   | 0   |
| 32 Burns, Tanner     | 3.26  | 1-1 | 5   | 5  | 0  | 0/1 | 0  | 30.1  | 25  | 13 | 11 | 9  | 37  | 6  | 0  | 2  | .216  | 7  | 1  | 0   | 2   | 0   |
| 14 Anderson, Elliott | 3.60  | 3-0 | 9   | 1  | 0  | 0/1 | 0  | 15.0  | 13  | 9  | 6  | 9  | 12  | 4  | 0  | 1  | .232  | 1  | 0  | 0   | 1   | 4   |
| 43 Fitts, Richard    | 7.24  | 1-2 | 5   | 2  | 0  | 0/0 | 0  | 13.2  | 18  | 11 | 11 | 5  | 7   | 3  | 0  | 2  | .327  | 1  | 0  | 0   | 0   | 0   |
| -----                |       |     |     |    |    |     |    |       |     |    |    |    |     |    |    |    |       |    |    |     |     |     |
| 44 Owen, Jack        | 2.25  | 0-0 | 1   | 1  | 0  | 0/0 | 0  | 4.0   | 2   | 1  | 1  | 0  | 4   | 0  | 0  | 1  | .143  | 0  | 0  | 0   | 0   | 0   |
| 36 Gray, Kyle        | 3.86  | 1-0 | 4   | 0  | 0  | 0/0 | 0  | 4.2   | 3   | 2  | 2  | 5  | 1   | 1  | 0  | 1  | .188  | 0  | 1  | 0   | 0   | 0   |
| 33 Morrison, Will    | 4.15  | 0-0 | 3   | 0  | 0  | 0/0 | 0  | 4.1   | 4   | 2  | 2  | 1  | 2   | 2  | 0  | 0  | .267  | 0  | 0  | 0   | 0   | 0   |
| 23 Glavine, Peyton   | 4.50  | 0-0 | 2   | 0  | 0  | 0/0 | 0  | 2.0   | 3   | 1  | 1  | 2  | 2   | 0  | 0  | 0  | .333  | 0  | 0  | 0   | 0   | 0   |
| 31 Schilleci, Blake  | 5.40  | 0-0 | 2   | 0  | 0  | 0/0 | 0  | 1.2   | 4   | 1  | 1  | 1  | 2   | 1  | 0  | 0  | .444  | 0  | 0  | 0   | 0   | 0   |
| 37 Watson, Ryan      | 5.62  | 0-0 | 6   | 0  | 0  | 0/1 | 0  | 8.0   | 10  | 5  | 5  | 3  | 10  | 2  | 0  | 0  | .323  | 0  | 0  | 0   | 1   | 0   |
| 8 Horn, Bailey       | 13.50 | 0-0 | 3   | 0  | 0  | 0/0 | 0  | 3.1   | 6   | 6  | 5  | 3  | 2   | 1  | 0  | 2  | .375  | 0  | 0  | 0   | 0   | 0   |
| 29 Skipper, Carson   | 16.62 | 0-2 | 6   | 3  | 0  | 0/0 | 0  | 8.2   | 18  | 18 | 16 | 9  | 7   | 3  | 2  | 3  | .409  | 1  | 0  | 0   | 0   | 0   |
| 40 Wade, Garrett     | 18.00 | 0-0 | 2   | 0  | 0  | 0/0 | 0  | 1.0   | 2   | 2  | 2  | 2  | 2   | 1  | 0  | 0  | .400  | 1  | 0  | 0   | 0   | 0   |
| Totals               | 4.96  | 8-7 | 15  | 15 | 0  | 2/2 | 6  | 136.0 | 140 | 84 | 75 | 70 | 123 | 30 | 3  | 14 | .264  | 16 | 5  | 0   | 5   | 6   |
| Opponents            | 3.81  | 7-8 | 15  | 15 | 0  | 3/3 | 2  | 137.0 | 127 | 66 | 58 | 44 | 128 | 24 | 1  | 8  | .244  | 10 | 14 | 0   | 2   | 7   |

PB - Team (4), Scheffler, M 3, Hall, C. 1, Opp (3). Pickoffs - Team (0), Opp (2). SBA/ATT - Scheffler, M (12-14), Hall, C. (3-3), Morrison, W. (3-3), Gray, K. (3-3), Anderson, E. (2-3), Burns, T. (2-2), Watson, R. (1-2), Glavine, P. (1-1), Greenhill, C (1-1), Schilleci, B (1-1), Fuller, B. (1-1), Fitts, R. (0-1).

HOME GAMES



2019 Auburn Baseball  
Overall Statistics for Auburn (as of Apr 15, 2019)  
(Home games Sorted by Batting avg)



Record: 16-5 Home: 16-5 Away: 0-0 SEC: 4-2

| Player               | avg  | gp-gs | ab  | r   | h   | 2b | 3b | hr | rbi | tb  | slg% | bb  | hp | so  | gdp | ob%   | sf | sh | sb-att | po  | a   | e  | fld%  |  |
|----------------------|------|-------|-----|-----|-----|----|----|----|-----|-----|------|-----|----|-----|-----|-------|----|----|--------|-----|-----|----|-------|--|
| 10 Julien, Edouard   | .329 | 20-20 | 73  | 22  | 24  | 5  | 0  | 5  | 21  | 44  | .603 | 16  | 4  | 21  | 0   | .463  | 2  | 0  | 2-4    | 11  | 34  | 6  | .882  |  |
| 6 Scheffler, Matt    | .309 | 18-17 | 55  | 9   | 17  | 2  | 0  | 1  | 10  | 22  | .400 | 6   | 5  | 7   | 1   | .418  | 1  | 2  | 3-4    | 176 | 25  | 1  | .995  |  |
| 16 Howell, Kason     | .303 | 21-21 | 76  | 11  | 23  | 4  | 0  | 0  | 13  | 27  | .355 | 12  | 1  | 19  | 1   | .396  | 2  | 2  | 9-10   | 56  | 1   | 2  | .966  |  |
| 24 Davis, Conor      | .296 | 18-17 | 71  | 7   | 21  | 5  | 0  | 1  | 7   | 29  | .408 | 2   | 0  | 15  | 2   | .315  | 0  | 0  | 1-1    | 2   | 0   | 0  | 1.000 |  |
| 4 Woley, Rankin      | .280 | 20-20 | 82  | 11  | 23  | 6  | 1  | 0  | 19  | 31  | .378 | 7   | 2  | 22  | 4   | .348  | 1  | 0  | 1-1    | 165 | 16  | 1  | .995  |  |
| 1 Ward, Judd         | .260 | 21-20 | 73  | 12  | 19  | 4  | 0  | 1  | 6   | 26  | .356 | 11  | 5  | 17  | 0   | .389  | 1  | 2  | 2-3    | 40  | 3   | 0  | 1.000 |  |
| 17 Holland, Will     | .250 | 19-19 | 68  | 17  | 17  | 3  | 0  | 1  | 6   | 23  | .338 | 16  | 3  | 15  | 2   | .414  | 0  | 0  | 10-12  | 9   | 46  | 5  | .917  |  |
| 41 Williams, Steven  | .241 | 21-21 | 79  | 16  | 19  | 4  | 0  | 1  | 6   | 26  | .329 | 11  | 2  | 21  | 1   | .344  | 1  | 3  | 0-0    | 43  | 2   | 0  | 1.000 |  |
| 9 Bliss, Ryan        | .237 | 21-21 | 76  | 15  | 18  | 2  | 1  | 1  | 13  | 25  | .329 | 12  | 0  | 14  | 1   | .326  | 4  | 1  | 5-5    | 29  | 47  | 1  | .987  |  |
| -----                |      |       |     |     |     |    |    |    |     |     |      |     |    |     |     |       |    |    |        |     |     |    |       |  |
| 19 Moore, Brody      | .400 | 3-1   | 5   | 1   | 2   | 0  | 1  | 0  | 1   | 4   | .800 | 1   | 0  | 0   | 1   | .500  | 0  | 0  | 0-0    | 12  | 1   | 0  | 1.000 |  |
| 2 Lau, Everett       | .267 | 12-7  | 30  | 5   | 8   | 1  | 0  | 1  | 6   | 12  | .400 | 3   | 1  | 7   | 1   | .353  | 0  | 0  | 1-1    | 5   | 4   | 0  | 1.000 |  |
| 7 Johnson, Ed        | .200 | 3-1   | 5   | 0   | 1   | 0  | 0  | 0  | 0   | 1   | .200 | 1   | 0  | 1   | 0   | .333  | 0  | 0  | 0-0    | 3   | 1   | 0  | 1.000 |  |
| 11 Hall, Chase       | .188 | 6-4   | 16  | 0   | 3   | 1  | 0  | 0  | 2   | 4   | .250 | 1   | 0  | 3   | 1   | .235  | 0  | 0  | 0-0    | 38  | 2   | 1  | .976  |  |
| 3 Warner, Devin      | .000 | 3-0   | 3   | 0   | 0   | 0  | 0  | 0  | 0   | 0   | .000 | 0   | 0  | 2   | 0   | .000  | 0  | 0  | 0-0    | 0   | 0   | 0  | .000  |  |
| 5 Eaton, Jarrett     | .000 | 6-0   | 2   | 1   | 0   | 0  | 0  | 0  | 0   | 0   | .000 | 0   | 0  | 0   | 0   | .000  | 0  | 0  | 1-1    | 2   | 0   | 0  | 1.000 |  |
| 21 Henderson, Jackso | .000 | 3-0   | 1   | 1   | 0   | 0  | 0  | 0  | 0   | 0   | .000 | 0   | 0  | 1   | 0   | .000  | 0  | 0  | 0-0    | 1   | 0   | 0  | 1.000 |  |
| 38 Olson, Brett      | .000 | 1-0   | 0   | 0   | 0   | 0  | 0  | 0  | 0   | 0   | .000 | 1   | 0  | 0   | 0   | 1.000 | 0  | 0  | 0-0    | 0   | 0   | 0  | .000  |  |
| Totals               | .273 | 21    | 715 | 128 | 195 | 37 | 3  | 12 | 110 | 274 | .383 | 100 | 23 | 165 | 15  | .374  | 12 | 10 | 35-42  | 609 | 208 | 20 | .976  |  |
| Opponents            | .213 | 21    | 741 | 77  | 158 | 33 | 3  | 10 | 67  | 227 | .306 | 79  | 13 | 215 | 5   | .298  | 5  | 8  | 20-26  | 562 | 217 | 27 | .967  |  |

LOB - Team (170), Opp (160). DPs turned - Team (6), Opp (16). IBB - Team (5), Howell, K. 2, Bliss, R. 1, Julien, E. 1, Holland, W. 1, Opp (6). Picked off - Scheffler, M 2, Howell, K. 2, Ward, J. 1.

(Home games Sorted by Earned run avg)

| Player               | era  | w-l  | app | gs | cg | sho | sv | ip    | h   | r   | er  | bb  | so  | 2b | 3b | hr | b/avg | wp | hp | bks | sfa | sha |  |  |
|----------------------|------|------|-----|----|----|-----|----|-------|-----|-----|-----|-----|-----|----|----|----|-------|----|----|-----|-----|-----|--|--|
| 44 Owen, Jack        | 0.36 | 3-0  | 4   | 3  | 1  | 1/1 | 0  | 24.2  | 13  | 1   | 1   | 2   | 25  | 1  | 0  | 1  | .159  | 1  | 0  | 0   | 0   | 2   |  |  |
| 32 Burns, Tanner     | 1.07 | 2-0  | 5   | 5  | 1  | 1/2 | 0  | 33.2  | 20  | 4   | 4   | 5   | 51  | 3  | 0  | 1  | .169  | 3  | 0  | 0   | 1   | 0   |  |  |
| 20 Greenhill, Cody   | 2.08 | 0-0  | 8   | 0  | 0  | 0/2 | 3  | 17.1  | 14  | 5   | 4   | 6   | 15  | 3  | 0  | 1  | .222  | 2  | 4  | 0   | 1   | 0   |  |  |
| 18 Fuller, Brooks    | 2.76 | 1-0  | 8   | 2  | 0  | 0/0 | 1  | 16.1  | 10  | 11  | 5   | 15  | 11  | 0  | 1  | 1  | .172  | 1  | 1  | 0   | 1   | 1   |  |  |
| 14 Anderson, Elliott | 3.00 | 4-1  | 9   | 0  | 0  | 0/2 | 0  | 18.0  | 13  | 6   | 6   | 6   | 20  | 5  | 0  | 1  | .197  | 1  | 0  | 0   | 0   | 0   |  |  |
| 29 Skipper, Carson   | 3.42 | 2-1  | 9   | 4  | 0  | 0/1 | 2  | 23.2  | 22  | 12  | 9   | 7   | 28  | 3  | 2  | 3  | .239  | 1  | 1  | 0   | 0   | 0   |  |  |
| 40 Wade, Garrett     | 4.50 | 2-0  | 6   | 3  | 0  | 0/1 | 0  | 16.0  | 16  | 8   | 8   | 10  | 20  | 3  | 0  | 0  | .258  | 5  | 1  | 0   | 0   | 1   |  |  |
| -----                |      |      |     |    |    |     |    |       |     |     |     |     |     |    |    |    |       |    |    |     |     |     |  |  |
| 23 Glavine, Peyton   | 0.00 | 0-0  | 4   | 0  | 0  | 0/0 | 0  | 3.0   | 3   | 0   | 0   | 3   | 5   | 1  | 0  | 0  | .250  | 0  | 0  | 0   | 0   | 0   |  |  |
| 37 Watson, Ryan      | 2.92 | 0-1  | 6   | 0  | 0  | 0/0 | 0  | 12.1  | 9   | 4   | 4   | 1   | 12  | 4  | 0  | 1  | .209  | 0  | 0  | 0   | 1   | 1   |  |  |
| 33 Morrison, Will    | 3.48 | 0-0  | 6   | 0  | 0  | 0/1 | 0  | 10.1  | 10  | 4   | 4   | 4   | 8   | 3  | 0  | 0  | .263  | 1  | 3  | 0   | 0   | 0   |  |  |
| 36 Gray, Kyle        | 3.86 | 1-1  | 5   | 1  | 0  | 0/1 | 0  | 7.0   | 5   | 5   | 3   | 9   | 4   | 2  | 0  | 0  | .208  | 1  | 2  | 0   | 1   | 2   |  |  |
| 13 Daniel, Davis     | 4.50 | 0-0  | 1   | 1  | 0  | 0/0 | 0  | 2.0   | 4   | 2   | 1   | 0   | 4   | 0  | 0  | 0  | .364  | 0  | 0  | 0   | 0   | 0   |  |  |
| 31 Schilleci, Blake  | 6.75 | 0-0  | 3   | 0  | 0  | 0/0 | 0  | 5.1   | 2   | 4   | 4   | 4   | 6   | 0  | 0  | 0  | .111  | 0  | 0  | 0   | 0   | 0   |  |  |
| 8 Horn, Bailey       | 6.75 | 0-0  | 4   | 1  | 0  | 0/0 | 0  | 4.0   | 5   | 3   | 3   | 3   | 2   | 2  | 0  | 0  | .294  | 1  | 1  | 0   | 0   | 0   |  |  |
| 43 Fitts, Richard    | 7.71 | 1-1  | 5   | 1  | 0  | 0/0 | 0  | 9.1   | 12  | 8   | 8   | 4   | 4   | 3  | 0  | 1  | .324  | 0  | 0  | 0   | 0   | 1   |  |  |
| Totals               | 2.84 | 16-5 | 21  | 21 | 2  | 6/4 | 6  | 203.0 | 158 | 77  | 64  | 79  | 215 | 33 | 3  | 10 | .213  | 17 | 13 | 0   | 5   | 8   |  |  |
| Opponents            | 5.38 | 5-16 | 21  | 21 | 0  | 1/1 | 1  | 187.1 | 195 | 128 | 112 | 100 | 165 | 37 | 3  | 12 | .273  | 32 | 23 | 6   | 12  | 10  |  |  |

PB - Team (3), Scheffler, M 3, Opp (1). Pickoffs - Team (3), Skipper, C. 1, Scheffler, M 1, Greenhill, C 1, Opp (5). SBA/ATT - Scheffler, M (14-19), Hall, C. (6-6), Burns, T. (3-4), Morrison, W. (3-3), Owen, J. (2-3), Gray, K. (2-2), Watson, R. (1-2), Wade, G. (1-2), Anderson, E. (1-2), Fitts, R. (1-2), Daniel, D. (2-2), Greenhill, C (1-1), Horn, B. (1-1), Fuller, B. (1-1), Skipper, C. (1-1).

**AWAY GAMES**



**2019 Auburn Baseball  
Overall Statistics for Auburn (as of Apr 16, 2019)  
(Away games Sorted by Batting avg)**



Record: 8-7 Home: 0-0 Away: 8-7 SEC: 4-5

| Player               | avg   | gp-gs | ab  | r  | h   | 2b | 3b | hr | rbi | tb  | slg%  | bb | hp | so  | gdp | ob%   | sf | sh | sb-att | po  | a   | e  | fld%  |  |
|----------------------|-------|-------|-----|----|-----|----|----|----|-----|-----|-------|----|----|-----|-----|-------|----|----|--------|-----|-----|----|-------|--|
| 16 Howell, Kason     | .310  | 15-15 | 58  | 9  | 18  | 1  | 0  | 0  | 8   | 19  | .328  | 2  | 3  | 6   | 1   | .354  | 2  | 1  | 4-5    | 41  | 0   | 1  | .976  |  |
| 9 Bliss, Ryan        | .309  | 15-15 | 55  | 7  | 17  | 6  | 0  | 0  | 6   | 23  | .418  | 5  | 2  | 14  | 1   | .387  | 0  | 0  | 0-0    | 20  | 42  | 1  | .984  |  |
| 4 Woley, Rankin      | .290  | 15-15 | 62  | 11 | 18  | 3  | 0  | 2  | 5   | 27  | .435  | 5  | 1  | 17  | 2   | .348  | 1  | 0  | 1-1    | 121 | 4   | 0  | 1.000 |  |
| 1 Ward, Judd         | .288  | 15-15 | 59  | 9  | 17  | 2  | 2  | 1  | 14  | 26  | .441  | 9  | 0  | 12  | 0   | .382  | 0  | 1  | 1-1    | 25  | 2   | 3  | .900  |  |
| 24 Davis, Conor      | .271  | 15-15 | 59  | 12 | 16  | 1  | 1  | 3  | 14  | 28  | .475  | 4  | 3  | 15  | 1   | .348  | 0  | 0  | 1-1    | 0   | 0   | 0  | .000  |  |
| 6 Scheffler, Matt    | .246  | 15-14 | 57  | 8  | 14  | 4  | 0  | 0  | 4   | 18  | .316  | 1  | 1  | 5   | 1   | .271  | 0  | 0  | 2-2    | 108 | 7   | 3  | .975  |  |
| 41 Williams, Steven  | .228  | 15-15 | 57  | 8  | 13  | 0  | 0  | 3  | 9   | 22  | .386  | 9  | 0  | 11  | 1   | .328  | 1  | 1  | 3-3    | 32  | 0   | 0  | 1.000 |  |
| 10 Julien, Edouard   | .193  | 15-15 | 57  | 12 | 11  | 6  | 0  | 2  | 11  | 23  | .404  | 13 | 0  | 19  | 1   | .343  | 0  | 0  | 1-1    | 8   | 14  | 2  | .917  |  |
| 17 Holland, Will     | .190  | 15-15 | 58  | 7  | 11  | 2  | 0  | 1  | 7   | 16  | .276  | 5  | 4  | 20  | 1   | .299  | 0  | 2  | 2-3    | 14  | 33  | 2  | .959  |  |
| -----                |       |       |     |    |     |    |    |    |     |     |       |    |    |     |     |       |    |    |        |     |     |    |       |  |
| 7 Johnson, Ed        | 1.000 | 1-0   | 1   | 0  | 1   | 0  | 0  | 0  | 0   | 1   | 1.000 | 0  | 0  | 0   | 0   | 1.000 | 0  | 0  | 0-0    | 0   | 0   | 0  | .000  |  |
| 38 Olson, Brett      | 1.000 | 1-0   | 1   | 0  | 1   | 0  | 0  | 0  | 0   | 1   | 1.000 | 0  | 0  | 0   | 0   | 1.000 | 0  | 0  | 0-0    | 1   | 0   | 0  | 1.000 |  |
| 2 Lau, Everett       | .000  | 2-0   | 2   | 0  | 0   | 0  | 0  | 0  | 0   | 0   | .000  | 0  | 0  | 2   | 0   | .000  | 0  | 0  | 0-0    | 0   | 0   | 0  | .000  |  |
| 3 Warner, Devin      | .000  | 2-0   | 2   | 0  | 0   | 0  | 0  | 0  | 0   | 0   | .000  | 0  | 0  | 0   | 0   | .000  | 0  | 0  | 0-0    | 0   | 0   | 0  | .000  |  |
| 11 Hall, Chase       | .000  | 4-1   | 2   | 0  | 0   | 0  | 0  | 0  | 0   | 0   | .000  | 0  | 1  | 1   | 0   | .333  | 0  | 0  | 0-0    | 10  | 0   | 1  | .909  |  |
| 21 Henderson, Jackso | .000  | 1-0   | 1   | 0  | 0   | 0  | 0  | 0  | 0   | 0   | .000  | 0  | 0  | 1   | 0   | .000  | 0  | 0  | 0-0    | 0   | 0   | 0  | .000  |  |
| 19 Moore, Brody      | .000  | 2-0   | 0   | 1  | 0   | 0  | 0  | 0  | 0   | 0   | .000  | 0  | 0  | 0   | 0   | .000  | 0  | 0  | 0-0    | 0   | 1   | 0  | 1.000 |  |
| 5 Eaton, Jarrett     | .000  | 2-0   | 0   | 1  | 0   | 0  | 0  | 0  | 0   | 0   | .000  | 0  | 0  | 0   | 0   | .000  | 0  | 0  | 0-0    | 1   | 0   | 0  | 1.000 |  |
| Totals               | .258  | 15    | 531 | 85 | 137 | 25 | 3  | 12 | 78  | 204 | .384  | 53 | 15 | 123 | 9   | .340  | 4  | 5  | 15-17  | 384 | 124 | 17 | .968  |  |
| Opponents            | .277  | 15    | 506 | 93 | 140 | 30 | 0  | 14 | 83  | 212 | .419  | 68 | 7  | 120 | 8   | .366  | 6  | 10 | 15-16  | 405 | 152 | 22 | .962  |  |

LOB - Team (118), Opp (120). DPs turned - Team (8), Opp (10). IBB - Team (3), Julien, E. 3, Opp (1). Picked off - Holland, W. 1.

**(Away games Sorted by Earned run avg)**

| Player               | era   | w-l | app | gs | cg | sho | sv | ip    | h   | r  | er | bb | so  | 2b | 3b | hr | b/avg | wp | hp | bks | sfa | sha |  |  |
|----------------------|-------|-----|-----|----|----|-----|----|-------|-----|----|----|----|-----|----|----|----|-------|----|----|-----|-----|-----|--|--|
| 18 Fuller, Brooks    | 1.84  | 1-1 | 3   | 2  | 0  | 0/1 | 0  | 14.2  | 11  | 3  | 3  | 10 | 11  | 2  | 0  | 1  | .220  | 4  | 0  | 0   | 0   | 1   |  |  |
| 14 Anderson, Elliott | 3.00  | 1-0 | 8   | 1  | 0  | 0/0 | 0  | 15.0  | 14  | 8  | 5  | 8  | 16  | 4  | 0  | 1  | .246  | 1  | 1  | 0   | 1   | 4   |  |  |
| 32 Burns, Tanner     | 3.47  | 2-1 | 4   | 4  | 0  | 0/0 | 0  | 23.1  | 16  | 11 | 9  | 8  | 25  | 6  | 0  | 1  | .184  | 5  | 2  | 0   | 1   | 0   |  |  |
| 20 Greenhill, Cody   | 3.97  | 0-1 | 7   | 0  | 0  | 0/1 | 5  | 11.1  | 10  | 5  | 5  | 1  | 8   | 3  | 0  | 0  | .222  | 0  | 1  | 0   | 0   | 0   |  |  |
| 43 Fitts, Richard    | 5.11  | 1-1 | 5   | 1  | 0  | 0/0 | 0  | 12.1  | 16  | 7  | 7  | 4  | 9   | 2  | 0  | 2  | .314  | 1  | 0  | 0   | 0   | 0   |  |  |
| -----                |       |     |     |    |    |     |    |       |     |    |    |    |     |    |    |    |       |    |    |     |     |     |  |  |
| 44 Owen, Jack        | 0.00  | 0-0 | 1   | 0  | 0  | 0/0 | 0  | 4.1   | 3   | 1  | 0  | 0  | 8   | 1  | 0  | 0  | .176  | 0  | 0  | 0   | 0   | 0   |  |  |
| 23 Glavine, Peyton   | 3.38  | 0-0 | 2   | 0  | 0  | 0/0 | 0  | 2.2   | 3   | 1  | 1  | 1  | 4   | 0  | 0  | 0  | .273  | 0  | 0  | 0   | 0   | 0   |  |  |
| 33 Morrison, Will    | 7.50  | 0-0 | 5   | 0  | 0  | 0/0 | 0  | 6.0   | 5   | 5  | 5  | 0  | 2   | 2  | 0  | 1  | .250  | 0  | 2  | 0   | 1   | 1   |  |  |
| 40 Wade, Garrett     | 8.10  | 1-0 | 3   | 2  | 0  | 0/0 | 0  | 6.2   | 6   | 7  | 6  | 9  | 10  | 1  | 0  | 1  | .240  | 0  | 0  | 1   | 0   | 1   |  |  |
| 37 Watson, Ryan      | 8.64  | 0-0 | 6   | 0  | 0  | 0/1 | 0  | 8.1   | 14  | 8  | 8  | 6  | 8   | 2  | 0  | 0  | .412  | 1  | 0  | 0   | 2   | 1   |  |  |
| 36 Gray, Kyle        | 9.95  | 0-1 | 5   | 1  | 0  | 0/0 | 0  | 6.1   | 8   | 7  | 7  | 4  | 5   | 1  | 0  | 2  | .296  | 0  | 1  | 0   | 0   | 0   |  |  |
| 8 Horn, Bailey       | 11.42 | 1-0 | 5   | 1  | 0  | 0/0 | 0  | 8.2   | 13  | 12 | 11 | 4  | 6   | 2  | 0  | 3  | .342  | 1  | 0  | 0   | 0   | 1   |  |  |
| 31 Schilleci, Blake  | 16.20 | 0-1 | 2   | 0  | 0  | 0/0 | 0  | 1.2   | 6   | 3  | 3  | 1  | 2   | 1  | 0  | 0  | .600  | 1  | 0  | 0   | 1   | 0   |  |  |
| 29 Skipper, Carson   | 18.90 | 1-1 | 5   | 3  | 0  | 0/0 | 0  | 6.2   | 15  | 15 | 14 | 12 | 6   | 3  | 0  | 2  | .441  | 1  | 0  | 0   | 0   | 1   |  |  |
| Totals               | 5.91  | 8-7 | 15  | 15 | 0  | 1/1 | 5  | 128.0 | 140 | 93 | 84 | 68 | 120 | 30 | 0  | 14 | .277  | 15 | 7  | 1   | 6   | 10  |  |  |
| Opponents            | 5.20  | 7-8 | 15  | 15 | 0  | 2/2 | 1  | 135.0 | 137 | 85 | 78 | 53 | 123 | 25 | 3  | 12 | .258  | 10 | 15 | 1   | 4   | 5   |  |  |

PB - Team (5), Hall, C. 3, Scheffler, M 2, Opp (3). Pickoffs - Team (0), Opp (1). SBA/ATT - Scheffler, M (15-16), Horn, B. (2-2), Watson, R. (1-2), Skipper, C. (2-2), Anderson, E. (2-2), Owen, J. (1-1), Fuller, B. (1-1), Morrison, W. (1-1), Schilleci, B (1-1), Wade, G. (1-1), Glavine, P. (1-1), Gray, K. (1-1), Fitts, R. (1-1).

**LAST FIVE GAMES**



**2019 Auburn Baseball  
Overall Statistics for Auburn (as of Apr 16, 2019)  
(Last Five Sorted by Batting avg)**



Record: 1-4 Home: 0-1 Away: 1-3 SEC: 1-2

| Player               | avg   | gp-gs | ab  | r  | h  | 2b | 3b | hr | rbi | tb | slg%  | bb | hp | so | gdp | ob%   | sf | sh | sb-att | po  | a  | e | fld%  |
|----------------------|-------|-------|-----|----|----|----|----|----|-----|----|-------|----|----|----|-----|-------|----|----|--------|-----|----|---|-------|
| 1 Ward, Judd         | .368  | 5-5   | 19  | 4  | 7  | 2  | 0  | 0  | 4   | 9  | .474  | 4  | 0  | 6  | 0   | .478  | 0  | 0  | 1-1    | 4   | 2  | 0 | 1.000 |
| 9 Bliss, Ryan        | .333  | 5-5   | 18  | 1  | 6  | 1  | 0  | 0  | 0   | 7  | .389  | 1  | 1  | 5  | 1   | .400  | 0  | 0  | 0-0    | 8   | 19 | 1 | .964  |
| 4 Woley, Rankin      | .294  | 4-4   | 17  | 1  | 5  | 1  | 0  | 0  | 0   | 6  | .353  | 0  | 0  | 4  | 1   | .294  | 0  | 0  | 0-0    | 35  | 1  | 0 | 1.000 |
| 41 Williams, Steven  | .294  | 5-5   | 17  | 2  | 5  | 0  | 0  | 0  | 1   | 5  | .294  | 2  | 0  | 2  | 0   | .368  | 0  | 0  | 1-1    | 7   | 0  | 0 | 1.000 |
| 16 Howell, Kason     | .286  | 5-5   | 21  | 2  | 6  | 0  | 0  | 0  | 2   | 6  | .286  | 1  | 1  | 6  | 0   | .348  | 0  | 0  | 1-1    | 8   | 0  | 0 | 1.000 |
| 6 Scheffler, Matt    | .250  | 5-5   | 20  | 1  | 5  | 0  | 0  | 0  | 1   | 5  | .250  | 0  | 0  | 2  | 1   | .250  | 0  | 0  | 0-0    | 41  | 1  | 1 | .977  |
| 24 Davis, Conor      | .182  | 5-5   | 22  | 2  | 4  | 0  | 0  | 1  | 5   | 7  | .318  | 1  | 0  | 8  | 0   | .217  | 0  | 0  | 0-0    | 0   | 0  | 0 | .000  |
| 17 Holland, Will     | .176  | 5-5   | 17  | 2  | 3  | 2  | 0  | 0  | 1   | 5  | .294  | 2  | 1  | 4  | 0   | .300  | 0  | 0  | 0-1    | 3   | 11 | 0 | 1.000 |
| 10 Julien, Edouard   | .158  | 5-5   | 19  | 4  | 3  | 2  | 0  | 1  | 4   | 8  | .421  | 3  | 0  | 7  | 0   | .261  | 1  | 0  | 1-1    | 4   | 6  | 2 | .833  |
| -----                |       |       |     |    |    |    |    |    |     |    |       |    |    |    |     |       |    |    |        |     |    |   |       |
| 7 Johnson, Ed        | 1.000 | 1-0   | 1   | 0  | 1  | 0  | 0  | 0  | 0   | 1  | 1.000 | 0  | 0  | 0  | 0   | 1.000 | 0  | 0  | 0-0    | 0   | 0  | 0 | .000  |
| 38 Olson, Brett      | 1.000 | 1-0   | 1   | 0  | 1  | 0  | 0  | 0  | 0   | 1  | 1.000 | 0  | 0  | 0  | 0   | 1.000 | 0  | 0  | 0-0    | 1   | 0  | 0 | 1.000 |
| 19 Moore, Brody      | .333  | 2-1   | 3   | 1  | 1  | 0  | 0  | 0  | 1   | 1  | .333  | 1  | 0  | 0  | 0   | .500  | 0  | 0  | 0-0    | 12  | 2  | 0 | 1.000 |
| 3 Warner, Devin      | .000  | 1-0   | 1   | 0  | 0  | 0  | 0  | 0  | 0   | 0  | .000  | 0  | 0  | 0  | 0   | .000  | 0  | 0  | 0-0    | 0   | 0  | 0 | .000  |
| 2 Lau, Everett       | .000  | 1-0   | 1   | 0  | 0  | 0  | 0  | 0  | 0   | 0  | .000  | 0  | 0  | 1  | 0   | .000  | 0  | 0  | 0-0    | 0   | 0  | 0 | .000  |
| 21 Henderson, Jackso | .000  | 1-0   | 1   | 0  | 0  | 0  | 0  | 0  | 0   | 0  | .000  | 0  | 0  | 1  | 0   | .000  | 0  | 0  | 0-0    | 0   | 0  | 0 | .000  |
| 11 Hall, Chase       | .000  | 1-0   | 0   | 0  | 0  | 0  | 0  | 0  | 0   | 0  | .000  | 0  | 0  | 0  | 0   | .000  | 0  | 0  | 0-0    | 1   | 0  | 0 | 1.000 |
| 5 Eaton, Jarrett     | .000  | 1-0   | 0   | 0  | 0  | 0  | 0  | 0  | 0   | 0  | .000  | 0  | 0  | 0  | 0   | .000  | 0  | 0  | 0-0    | 1   | 0  | 0 | 1.000 |
| Totals               | .264  | 5     | 178 | 20 | 47 | 8  | 0  | 2  | 19  | 61 | .343  | 15 | 3  | 46 | 3   | .330  | 1  | 0  | 4-5    | 126 | 50 | 4 | .978  |
| Opponents            | .281  | 5     | 160 | 30 | 45 | 8  | 0  | 1  | 30  | 56 | .350  | 26 | 1  | 39 | 3   | .381  | 2  | 4  | 5-6    | 135 | 54 | 7 | .964  |

LOB - Team (42), Opp (37). DPs turned - Team (3), Opp (3). IBB - Team (0), Opp (1). Picked off - Howell, K. 1.

**(Last Five Sorted by Earned run avg)**

| Player               | era   | w-l | app | gs | cg | sho | sv | ip   | h  | r  | er | bb | so | 2b | 3b | hr | b/avg | wp | hp | bk | sfa | sha |  |
|----------------------|-------|-----|-----|----|----|-----|----|------|----|----|----|----|----|----|----|----|-------|----|----|----|-----|-----|--|
| 18 Fuller, Brooks    | 1.50  | 1-0 | 2   | 1  | 0  | 0/1 | 0  | 6.0  | 4  | 1  | 1  | 5  | 4  | 0  | 0  | 0  | .200  | 2  | 0  | 0  | 0   | 0   |  |
| 32 Burns, Tanner     | 4.50  | 0-1 | 1   | 1  | 0  | 0/0 | 0  | 6.0  | 5  | 3  | 3  | 1  | 7  | 3  | 0  | 0  | .227  | 2  | 0  | 0  | 1   | 0   |  |
| 37 Watson, Ryan      | 5.40  | 0-0 | 4   | 0  | 0  | 0/1 | 0  | 5.0  | 8  | 3  | 3  | 4  | 7  | 2  | 0  | 0  | .381  | 1  | 0  | 0  | 0   | 1   |  |
| 33 Morrison, Will    | 5.79  | 0-0 | 3   | 0  | 0  | 0/0 | 0  | 4.2  | 2  | 3  | 3  | 0  | 1  | 1  | 0  | 0  | .154  | 0  | 1  | 0  | 0   | 1   |  |
| 14 Anderson, Elliott | 8.44  | 0-1 | 2   | 0  | 0  | 0/0 | 0  | 5.1  | 4  | 5  | 5  | 3  | 6  | 1  | 0  | 1  | .211  | 1  | 0  | 0  | 0   | 2   |  |
| -----                |       |     |     |    |    |     |    |      |    |    |    |    |    |    |    |    |       |    |    |    |     |     |  |
| 20 Greenhill, Cody   | 0.00  | 0-0 | 1   | 0  | 0  | 0/1 | 1  | 2.1  | 0  | 0  | 0  | 1  | 2  | 0  | 0  | 0  | .000  | 0  | 0  | 0  | 0   | 0   |  |
| 29 Skipper, Carson   | 3.38  | 0-0 | 2   | 1  | 0  | 0/0 | 0  | 2.2  | 1  | 1  | 1  | 6  | 3  | 0  | 0  | 0  | .111  | 0  | 0  | 0  | 0   | 0   |  |
| 43 Fitts, Richard    | 9.00  | 0-1 | 1   | 1  | 0  | 0/0 | 0  | 3.0  | 5  | 3  | 3  | 0  | 2  | 0  | 0  | 0  | .385  | 0  | 0  | 0  | 0   | 0   |  |
| 36 Gray, Kyle        | 9.00  | 0-0 | 1   | 0  | 0  | 0/0 | 0  | 1.0  | 2  | 1  | 1  | 1  | 1  | 0  | 0  | 0  | .400  | 0  | 0  | 0  | 0   | 0   |  |
| 8 Horn, Bailey       | 13.50 | 0-0 | 1   | 0  | 0  | 0/0 | 0  | 1.1  | 2  | 2  | 2  | 1  | 2  | 0  | 0  | 0  | .333  | 1  | 0  | 0  | 0   | 0   |  |
| 40 Wade, Garrett     | 15.00 | 0-0 | 1   | 1  | 0  | 0/0 | 0  | 3.0  | 6  | 5  | 5  | 3  | 2  | 0  | 0  | 0  | .400  | 0  | 0  | 0  | 0   | 0   |  |
| 31 Schilleci, Blake  | 16.20 | 0-1 | 2   | 0  | 0  | 0/0 | 0  | 1.2  | 6  | 3  | 3  | 1  | 2  | 1  | 0  | 0  | .600  | 1  | 0  | 0  | 1   | 0   |  |
| Totals               | 6.43  | 1-4 | 5   | 5  | 0  | 1/1 | 1  | 42.0 | 45 | 30 | 30 | 26 | 39 | 8  | 0  | 1  | .281  | 8  | 1  | 0  | 2   | 4   |  |
| Opponents            | 3.80  | 4-1 | 5   | 5  | 0  | 1/1 | 1  | 45.0 | 47 | 20 | 19 | 15 | 46 | 8  | 0  | 2  | .264  | 4  | 3  | 0  | 1   | 0   |  |

PB - Team (1), Scheffler, M 1, Opp (1). Pickoffs - Team (0), Opp (1). SBA/ATT - Scheffler, M (5-6), Watson, R. (1-2), Horn, B. (2-2), Schilleci, B (1-1), Skipper, C. (1-1).



**LAST 10 GAMES**



**2019 Auburn Baseball  
Overall Statistics for Auburn (as of Apr 16, 2019)  
(Last 10 Sorted by Batting avg)**



Record: 3-7 Home: 1-4 Away: 2-3 SEC: 3-4

| Player               | avg   | gp-gs | ab  | r  | h  | 2b | 3b | hr | rbi | tb  | slg%  | bb | hp | so | gdp | ob%   | sf | sh | sb-att | po  | a   | e  | fld%  |
|----------------------|-------|-------|-----|----|----|----|----|----|-----|-----|-------|----|----|----|-----|-------|----|----|--------|-----|-----|----|-------|
| 9 Bliss, Ryan        | .306  | 10-10 | 36  | 4  | 11 | 2  | 0  | 0  | 5   | 13  | .361  | 4  | 1  | 7  | 1   | .381  | 1  | 0  | 0-0    | 15  | 32  | 1  | .979  |
| 6 Scheffler, Matt    | .273  | 9-9   | 33  | 2  | 9  | 1  | 0  | 0  | 3   | 10  | .303  | 2  | 2  | 4  | 1   | .351  | 0  | 1  | 0-0    | 85  | 8   | 1  | .989  |
| 16 Howell, Kason     | .268  | 10-10 | 41  | 3  | 11 | 0  | 0  | 0  | 4   | 11  | .268  | 5  | 1  | 9  | 1   | .362  | 0  | 1  | 1-1    | 23  | 0   | 0  | 1.000 |
| 24 Davis, Conor      | .262  | 10-10 | 42  | 5  | 11 | 3  | 0  | 1  | 7   | 17  | .405  | 1  | 1  | 13 | 0   | .295  | 0  | 0  | 1-1    | 0   | 0   | 0  | .000  |
| 1 Ward, Judd         | .256  | 10-10 | 43  | 5  | 11 | 3  | 0  | 0  | 4   | 14  | .326  | 5  | 1  | 12 | 0   | .347  | 0  | 1  | 1-1    | 17  | 2   | 0  | 1.000 |
| 10 Julien, Edouard   | .243  | 10-10 | 37  | 8  | 9  | 4  | 0  | 2  | 7   | 19  | .514  | 9  | 0  | 10 | 0   | .383  | 1  | 0  | 1-3    | 10  | 16  | 3  | .897  |
| 41 Williams, Steven  | .216  | 10-10 | 37  | 4  | 8  | 1  | 0  | 0  | 1   | 9   | .243  | 3  | 0  | 7  | 0   | .275  | 0  | 1  | 1-1    | 20  | 2   | 0  | 1.000 |
| 4 Woley, Rankin      | .200  | 9-9   | 40  | 2  | 8  | 1  | 0  | 0  | 1   | 9   | .225  | 1  | 0  | 8  | 2   | .220  | 0  | 0  | 0-0    | 76  | 5   | 0  | 1.000 |
| 17 Holland, Will     | .194  | 9-9   | 31  | 6  | 6  | 2  | 0  | 2  | 6   | 14  | .452  | 4  | 3  | 11 | 0   | .342  | 0  | 0  | 2-4    | 6   | 20  | 1  | .963  |
| -----                |       |       |     |    |    |    |    |    |     |     |       |    |    |    |     |       |    |    |        |     |     |    |       |
| 7 Johnson, Ed        | 1.000 | 2-0   | 2   | 0  | 2  | 0  | 0  | 0  | 0   | 2   | 1.000 | 0  | 0  | 0  | 0   | 1.000 | 0  | 0  | 0-0    | 0   | 0   | 0  | .000  |
| 38 Olson, Brett      | 1.000 | 1-0   | 1   | 0  | 1  | 0  | 0  | 0  | 0   | 1   | 1.000 | 0  | 0  | 0  | 0   | 1.000 | 0  | 0  | 0-0    | 1   | 0   | 0  | 1.000 |
| 2 Lau, Everett       | .286  | 4-1   | 7   | 1  | 2  | 0  | 0  | 0  | 0   | 2   | .286  | 1  | 0  | 2  | 0   | .375  | 0  | 0  | 0-0    | 1   | 1   | 0  | 1.000 |
| 19 Moore, Brody      | .250  | 3-1   | 4   | 1  | 1  | 0  | 0  | 0  | 1   | 1   | .250  | 1  | 0  | 0  | 1   | .400  | 0  | 0  | 0-0    | 12  | 2   | 0  | 1.000 |
| 11 Hall, Chase       | .250  | 3-1   | 4   | 0  | 1  | 0  | 0  | 0  | 0   | 1   | .250  | 0  | 0  | 3  | 0   | .250  | 0  | 0  | 0-0    | 6   | 0   | 0  | 1.000 |
| 3 Warner, Devin      | .000  | 2-0   | 2   | 0  | 0  | 0  | 0  | 0  | 0   | 0   | .000  | 0  | 0  | 1  | 0   | .000  | 0  | 0  | 0-0    | 0   | 0   | 0  | .000  |
| 21 Henderson, Jackso | .000  | 1-0   | 1   | 0  | 0  | 0  | 0  | 0  | 0   | 0   | .000  | 0  | 0  | 1  | 0   | .000  | 0  | 0  | 0-0    | 0   | 0   | 0  | .000  |
| 5 Eaton, Jarrett     | .000  | 4-0   | 0   | 1  | 0  | 0  | 0  | 0  | 0   | 0   | .000  | 0  | 0  | 0  | 0   | .000  | 0  | 0  | 0-0    | 2   | 0   | 0  | 1.000 |
| Totals               | .252  | 10    | 361 | 42 | 91 | 17 | 0  | 5  | 39  | 123 | .341  | 36 | 9  | 88 | 6   | .333  | 2  | 4  | 7-11   | 279 | 103 | 7  | .982  |
| Opponents            | .272  | 10    | 357 | 64 | 97 | 19 | 2  | 7  | 63  | 141 | .395  | 61 | 4  | 88 | 4   | .380  | 4  | 6  | 9-12   | 285 | 121 | 10 | .976  |

LOB - Team (85), Opp (89). DPs turned - Team (4), Opp (6). IBB - Team (2), Howell, K. 1, Bliss, R. 1, Opp (3). Picked off - Howell, K. 1, Ward, J. 1.

**(Last 10 Sorted by Earned run avg)**

| Player               | era   | w-l | app | gs | cg | sho | sv | ip   | h  | r  | er | bb | so | 2b | 3b | hr | b/avg | wp | hp | bk | sfa | sha |  |
|----------------------|-------|-----|-----|----|----|-----|----|------|----|----|----|----|----|----|----|----|-------|----|----|----|-----|-----|--|
| 20 Greenhill, Cody   | 0.00  | 0-0 | 4   | 0  | 0  | 0/1 | 3  | 7.2  | 5  | 0  | 0  | 3  | 8  | 1  | 0  | 0  | .172  | 1  | 1  | 0  | 0   | 0   |  |
| 18 Fuller, Brooks    | 2.89  | 1-0 | 3   | 2  | 0  | 0/1 | 0  | 9.1  | 7  | 4  | 3  | 9  | 8  | 0  | 1  | 0  | .219  | 2  | 0  | 0  | 1   | 1   |  |
| 37 Watson, Ryan      | 3.52  | 0-0 | 5   | 0  | 0  | 0/1 | 0  | 7.2  | 9  | 3  | 3  | 4  | 11 | 3  | 0  | 0  | .300  | 1  | 0  | 0  | 0   | 1   |  |
| 32 Burns, Tanner     | 4.50  | 0-1 | 2   | 2  | 0  | 0/0 | 0  | 12.0 | 12 | 6  | 6  | 3  | 17 | 4  | 0  | 1  | .261  | 4  | 0  | 0  | 2   | 0   |  |
| 33 Morrison, Will    | 5.00  | 0-0 | 5   | 0  | 0  | 0/0 | 0  | 9.0  | 8  | 5  | 5  | 2  | 3  | 4  | 0  | 0  | .258  | 0  | 2  | 0  | 0   | 1   |  |
| 43 Fitts, Richard    | 5.84  | 1-2 | 3   | 2  | 0  | 0/0 | 0  | 12.1 | 13 | 8  | 8  | 5  | 6  | 0  | 0  | 1  | .283  | 0  | 0  | 0  | 0   | 0   |  |
| 14 Anderson, Elliott | 6.23  | 1-1 | 4   | 0  | 0  | 0/0 | 0  | 8.2  | 7  | 6  | 6  | 4  | 9  | 1  | 0  | 1  | .226  | 1  | 0  | 0  | 0   | 2   |  |
| 40 Wade, Garrett     | 10.29 | 0-0 | 3   | 2  | 0  | 0/0 | 0  | 7.0  | 12 | 8  | 8  | 7  | 7  | 2  | 0  | 0  | .375  | 3  | 0  | 0  | 0   | 0   |  |
| 29 Skipper, Carson   | 11.05 | 0-1 | 5   | 2  | 0  | 0/0 | 0  | 7.1  | 9  | 9  | 9  | 11 | 8  | 2  | 1  | 2  | .290  | 1  | 0  | 0  | 0   | 0   |  |
| -----                |       |     |     |    |    |     |    |      |    |    |    |    |    |    |    |    |       |    |    |    |     |     |  |
| 8 Horn, Bailey       | 9.82  | 0-0 | 4   | 0  | 0  | 0/0 | 0  | 3.2  | 4  | 4  | 4  | 2  | 4  | 0  | 0  | 2  | .267  | 2  | 1  | 0  | 0   | 0   |  |
| 31 Schilleci, Blake  | 10.50 | 0-1 | 4   | 0  | 0  | 0/0 | 0  | 6.0  | 8  | 7  | 7  | 5  | 6  | 1  | 0  | 0  | .320  | 1  | 0  | 0  | 1   | 0   |  |
| 36 Gray, Kyle        | 15.43 | 0-1 | 3   | 0  | 0  | 0/0 | 0  | 2.1  | 3  | 4  | 4  | 6  | 1  | 1  | 0  | 0  | .333  | 0  | 0  | 0  | 0   | 1   |  |
| Totals               | 6.10  | 3-7 | 10  | 10 | 0  | 1/1 | 3  | 93.0 | 97 | 64 | 63 | 61 | 88 | 19 | 2  | 7  | .272  | 16 | 4  | 0  | 4   | 6   |  |
| Opponents            | 3.60  | 7-3 | 10  | 10 | 0  | 2/2 | 2  | 95.0 | 91 | 42 | 38 | 36 | 88 | 17 | 0  | 5  | .252  | 11 | 9  | 0  | 2   | 4   |  |

PB - Team (1), Scheffler, M 1, Opp (2). Pickoffs - Team (0), Opp (2). SBA/ATT - Scheffler, M (6-8), Morrison, W. (3-3), Hall, C. (3-3), Horn, B. (2-2), Watson, R. (1-2), Fitts, R. (0-1), Schilleci, B (1-1), Skipper, C. (1-1), Wade, G. (1-1), Anderson, E. (0-1).

**GAMES SUMMARY**



**2019 Auburn Baseball  
Games Summary for Auburn (as of Apr 16, 2019)  
(All games)**



| Score by innings | 1  | 2  | 3  | 4  | 5  | 6  | 7  | 8  | 9 | EX | Total |
|------------------|----|----|----|----|----|----|----|----|---|----|-------|
| Auburn           | 26 | 28 | 28 | 20 | 29 | 20 | 24 | 29 | 9 | 3  | 216   |
| Opponents        | 21 | 25 | 13 | 28 | 18 | 15 | 16 | 32 | 1 | 7  | 176   |

**Record when ...**

|                      |       |                      |       |
|----------------------|-------|----------------------|-------|
| Overall              | 24-13 | After 6 leading      | 19-1  |
| Conference           | 8-7   | ..... trailing       | 2-10  |
| Non-Conference       | 16-6  | ..... tied           | 3-2   |
| Home games           | 16-5  | After 7 leading      | 20-1  |
| Away games           | 8-7   | ..... trailing       | 1-9   |
| Neutral site         | 0-1   | ..... tied           | 3-3   |
| Day games            | 14-6  | After 8 leading      | 24-0  |
| Night games          | 10-7  | ..... trailing       | 0-12  |
| vs Left starter      | 5-3   | ..... tied           | 0-1   |
| vs Right starter     | 19-10 |                      |       |
| 1-Run games          | 2-0   | Hit 0 home runs      | 11-10 |
| 2-Run games          | 5-1   | ... 1 home run       | 8-2   |
| 5+Run games          | 11-7  | ... 2+ home runs     | 5-1   |
| Extra innings        | 1-2   |                      |       |
| Shutouts             | 7-3   | Opponent 0 home runs | 16-6  |
|                      |       | ..... 1 home run     | 4-4   |
| Scoring 0-2 runs     | 2-6   | ..... 2+ HRs         | 4-3   |
| ..... 3-5 runs       | 8-3   |                      |       |
| ..... 6-9 runs       | 8-3   | Made 0 errors        | 10-2  |
| ..... 10+ runs       | 6-1   | .... 1 error         | 6-6   |
|                      |       | .... 2+ errors       | 8-5   |
| Opponent 0-2 runs    | 14-0  |                      |       |
| ..... 3-5 runs       | 8-3   | Opp. made 0 errors   | 6-4   |
| ..... 6-9 runs       | 2-6   | ..... 1 error        | 8-5   |
| ..... 10+ runs       | 0-4   | ..... 2+ errors      | 10-4  |
| Scored in 1st inning | 9-2   | Out-hit opponent     | 15-2  |
| Opp. scored in 1st   | 7-4   | Out-hit by opponent  | 4-9   |
| Scores first         | 12-5  | Hits are tied        | 5-2   |
| Opp. scores first    | 12-8  |                      |       |

**Record when team scores:**

|      |     |     |     |     |     |     |     |     |     |     |     |
|------|-----|-----|-----|-----|-----|-----|-----|-----|-----|-----|-----|
| Runs | 0   | 1   | 2   | 3   | 4   | 5   | 6   | 7   | 8   | 9   | 10+ |
| W-L  | 0-3 | 0-2 | 2-1 | 0-2 | 3-0 | 5-1 | 4-3 | 2-0 | 1-0 | 1-0 | 6-1 |

**Record when opponent scores:**

|      |     |     |     |     |     |     |     |     |     |     |     |
|------|-----|-----|-----|-----|-----|-----|-----|-----|-----|-----|-----|
| Runs | 0   | 1   | 2   | 3   | 4   | 5   | 6   | 7   | 8   | 9   | 10+ |
| W-L  | 7-0 | 2-0 | 5-0 | 4-0 | 0-3 | 4-0 | 0-2 | 0-1 | 0-1 | 2-2 | 0-4 |

**Record when leading after:**

|      |     |      |      |      |      |      |      |      |
|------|-----|------|------|------|------|------|------|------|
| Inn. | 1   | 2    | 3    | 4    | 5    | 6    | 7    | 8    |
| W-L  | 7-2 | 10-3 | 12-5 | 15-2 | 18-2 | 19-1 | 20-1 | 24-0 |

**Record when trailing after:**

|      |     |     |     |      |     |      |     |      |
|------|-----|-----|-----|------|-----|------|-----|------|
| Inn. | 1   | 2   | 3   | 4    | 5   | 6    | 7   | 8    |
| W-L  | 4-4 | 7-6 | 8-7 | 5-10 | 3-9 | 2-10 | 1-9 | 0-12 |

**Record when tied after:**

|      |      |     |     |     |     |     |     |     |
|------|------|-----|-----|-----|-----|-----|-----|-----|
| Inn. | 1    | 2   | 3   | 4   | 5   | 6   | 7   | 8   |
| W-L  | 13-7 | 7-4 | 4-1 | 4-1 | 3-2 | 3-2 | 3-3 | 0-1 |

Current losing streak: 2  
 Longest winning streak: 15  
 Longest losing streak: 4

Home attendance : 68412 ( 21 dates avg = 3257 )  
 Away attendance : 92918 ( 16 dates avg = 5807 )  
 Total attendance: 161330 ( 37 dates avg = 4360 )

# TV/RADIO ROSTER



1 JUDD WARD



2 EVERETT LAU




3 DEVIN WARNER




4 RANKIN WOLEY



5 JARRETT EATON



6 MATT SCHEFFLER



7 ED JOHNSON



8 BAILEY HORN



9 RYAN BLISS



10 EDOUARD JULIEN



11 CHASE HALL



12 RYAN HOERTER



13 DAVIS DANIEL



14 ELLIOT ANDERSON



16 KASON HOWELL




17 WILL HOLLAND



18 BROOKS FULLER



19 BRODY MOORE



20 CODY GREENHILL



21 JACKSON HENDERSON



22 FORD LUTTRELL



23 PEYTON GLAVINE




24 CONOR DAVIS




25 DAWSON SWEATT



26 TROY BEARDEN



29 CARSON SKIPPER



31 BLAKE SCHILLECI



32 TANNER BURNS



33 WILL MORRISON



36 KYLE GRAY



37 RYAN WATSON




38 BRETT OLSON




40 GARRETT WADE



41 STEVEN WILLIAMS



43 RICHARD FITTS



44 JACK OWEN



30 BUTCH THOMPSON



35 KARL NONEMAKER



39 GABE GROSS



34 STEVE SMITH