KENTUCKY SOFTBALL 2018 | WEEK 7 | AT #13/11 AUBURN

UK Media Relations | 338 Lexington Ave, Lexington, KY, 40508 | www.UKathletics.com
Softball Contact: Chris Shoals | Office: (859) 257-8437 | Cell: (513) 312-2489 | cmsh223@uky.edu
Twitter: @UKSoftball, @UKCoachLawson, @UKAthletics

2018 SCHEDULE/RESULTS

Date	Opponent	Time (all ET)/Result
Feb. 10	at New Mexico State	L, 12-9
Feb. 10	at New Mexico State	L, 10-6
Feb. 11	at New Mexico State	W, 10-2
Feb. 15	at San Diego State #	W, 5-0
Feb. 16	vs. Cal State Fullerton #	W, 10-2 (5)
Feb. 17	vs. North Dakota State #	W, 2-0
Feb. 17	vs. Cal State Fullerton #	W, 11-0 (5)
Feb. 23	vs. No. 22/22 Minnesota %	L, 2-1
Feb. 23	vs. Duke %	W, 5-1
Feb. 24	vs. Bradley %	W, 11-6
Feb. 24	vs. Harvard %	W, 9-3
Feb. 25	vs. Purdue %	W, 5-3
March 1	**DAYTON**	**W, 4-1**
March 3	**OHIO ^**	**W, 5-3**
March 3	**SEMO ^**	**W, 4-2**
March 4	**SEMO ^**	**W, 11-2**
March 4	**OHIO ^**	**W, 11-1 (5)**
March 6	**SIUE**	**W, 4-1**
March 9	at No. 2 Florida *	L, 6-0
March 10	at No. 2 Florida * [SEC Network]	L, 3-2
March 11	at No. 2 Florida * [SEC Network]	L, 4-0
March 13	**NORTHERN ILLINOIS**	**W, 8-4**
March 14	**INDIANA [SEC Network]**	**W, 15-2 (5)**
March 17	**No. 8 LSU * [SEC Network]**	**W, 4-1**
March 18	**No. 8 LSU * [ESPNU]**	**W, 2-0**
March 19	**No. 8 LSU * [SEC Network]**	**Leading 7-0, DNF**
March 23	at No. 11 Auburn *	7 p.m.
March 24	at No. 11 Auburn * [SEC Network]	9 p.m.
March 25	at No. 11 Auburn *	3 p.m.
March 28	at Ohio State	6 p.m.
March 30	**ALABAMA ***	**6 p.m.**
March 31	**ALABAMA * [ESPN2]**	**5 p.m.**
April 1	**ALABAMA ***	**1 p.m.**
April 3	at Eastern Kentucky	6 p.m.
April 4	**LOUISVILLE [SEC Network]**	**7 p.m.**
April 6	**MTSU**	**6 p.m.**
April 7	**MTSU**	**2 p.m.**
April 10	**EASTERN KENTUCKY**	**6 p.m.**
April 13	at Texas A&M *	7 p.m.
April 14	at Texas A&M * [ESPN2]	3 p.m.
April 15	at Texas A&M * [SEC Network]	3 p.m.
April 18	at Western Kentucky	7 p.m.
April 20	**GEORGIA ***	**6 p.m.**
April 21	**GEORGIA ***	**2 p.m.**
April 22	**GEORGIA ***	**1 p.m.**
April 24	**NORTHERN KENTUCKY ***	**6 p.m.**
April 25	at Morehead State	3 p.m.
April 27	at Tennessee *	6 p.m.
April 28	at Tennessee *	2 p.m.
April 29	at Tennessee *	1:30 p.m.
May 4	**SOUTH CAROLINA ***	**7 p.m.**
May 5	**SOUTH CAROLINA ***	**2 p.m.**
May 6	**SOUTH CAROLINA ***	**1 p.m.**
May 9-12	SEC Tournament (Columbia, Mo.)	TBA
May 17-20	NCAA Regionals (Sites: TBA)	TBA
May 24-27	NCAA Super Regionals (Sites: TBA)	TBA
May 31-June 6	Women's College World Series (Oklahoma City)	

All times Eastern and subject to change; Home games in bold; * denotes SEC games; # denotes 2018 Campbell/Cartier Classic (San Diego, Calif.); % denotes 2018 Disney Citrus Classic (Orlando, Fla.); ^ denotes 2018 John Cropp Classic (Lexington, Ky.)

UK LOOKS TO CARRY MOMENTUM TO THE PLAINS

After an impressive all-around performance against the No. 8 LSU Tigers over the weekend in which the Wildcats swept a two-game series, outscoring LSU 6-1 and coming within five outs of a three-game sweep - Kentucky will turn the page to No. 11 Auburn in a three-game conference series this weekend.

Games one and three will be shown live on the SEC Network+, ESPN3 and the ESPN app with Saturday night's game airing live on the SEC Network with Cara Capuano (pxp) and former All-American Cheri Kempf (color) on the call from The Plains.

The Kentucky bats were scorching last week, striking for a season-high 15 runs in a midweek over Big 10 foe Indiana before a 4-1 win over LSU in which the Wildcats hit two home runs off of All-American Carley Hoover. In Sunday's 2-0 win, Brooklin Hinz had two two-out RBI singles off of Allie Walljasper to lift UK to a shutout win over the No. 8 Tigers.

Under the direction of first-year head coach Mickey Dean, Auburn is out to another fast start at 27-6 on the year and 2-4 in the SEC. After getting swept in the opening weekend of conference play at No. 8 LSU, AU responded last weekend by taking two of three at home from the Alabama Crimson Tide at Jane B. Moore Field in Auburn. The Tigers are one of the best pitching and defensive teams in the nation with a staff ERA of just 0.85 led by Kaylee Carlson, who is 13-1 with an 0.70 ERA.

(19/18) KENTUCKY WILDCATS

Record: 19-6, 2-3 SEC
Ranking: 19 (USA Today/NFCA) | 18 (ESPN.com/USA Softball)
Coach: Rachel Lawson (UMASS, 1994)
Career: 470-320 (14th season)
At UK: 380-238, 120-139 SEC (11th season)

(13/11) AUBURN TIGERS

Record: 27-6, 2-4 SEC
Ranking: 13 (USA Today/NFCA) | 11 (ESPN.com/USA Softball)
Coach: Mickey Dean (Elon, 1987)
Career: 505-178 (12th season)
At Auburn: 27-6 (1st season)

CAT SCRATCHES

* Rachel Lawson is in her 11th season at the helm of the UK softball program and already ranks as the winningest head coach in school history. She was named SEC Coach of the Year in 2016 for the first time in her career.

* The Wildcats have made every NCAA Tournament since 2009.

* UK is one of 20 teams in the nation with nine-straight NCAA Tournament appearances.

* Katie Reed was named an NFCA All-American in 2017, the third NFCA All-American in program history, joining Kelsey Nunley (2016) and Molly Johnson-Belcher (2006).

* Kentucky will have a program record 12 games shown live on national television this season, including two games on ESPN2.

* Erin Rethlake, the top pitcher from 2017 with a 1.95 ERA, returns for Kentucky in 2018.

* UK opened the season playing 13-consecutive games away from John Cropp Stadium in Lexington.

* New this season at John Cropp Stadium is an outfield berm along the wall in RF and CF. Fans can enter the ballpark with a GA ticket and sit out in the berm overlooking right field.

* Katie Reed was named to the 2018 SEC All-Preseason Team by the league coaches.

2018 KENTUCKY ALPHABETICAL ROSTER

No.	Name	Position	Class/EXP	Bats/Throws	Hometown (High School/Last College)
3	Grace Baalman	Pitcher	Fr.	R/R	Hardin, Ill./Calhoun HS
11	Abbey Cheek	Utility	Jr.	R/R	Inman, S.C./Chapman HS
19	Kelsee Henson	Outfield	Jr.	L/R	Paducah, Ky./McCracken County HS
25	Brooklin Hinz	Outfield	Sr.	R/R	Olathe, Kan./St. Thomas Aquinas HS
21	Hannah Huffman	Outfield	Jr.	L/R	Lebanon, Ohio/Lebanon HS
7	Autumn Humes	RHP	So.-TR	R/R	Bald Knob, Ark./Harding Univ. (Ark.)
88	Kalia Johnson	LHP	So.	L/L	Covington, Ga./Alcovy HS
9	Lauren Johnson	Infield	Fr.	L/R	Owensboro, Ky./Daviess Co. HS
33	Alex Martens	Infield	So.	L/R	McHenry, Ill./McHenry West HS
44	Rachael Metzger	Catcher/Infield	Sr.	R/R	Bakersfield, Calif./Garces Memorial HS
22	Kierston Moore	Infield	So.	R/R	Marietta, Ga./Sprayberry HS
13	Mallory Peyton	Infield	Fr.	R/R	Madisonville, Ky./Madisonville HS
1	Sarah Rainwater	Outfield	Jr.	R/R	Nicholasville, Ky./East Jessimine HS
23	Katie Reed	Infield	Jr.	R/R	St. Louis, Mo./Oakville HS
8	Erin Rethlake	Utility	Sr.	L/L	Huntington, Ind./Huntington HS
28	Ashley Ruiz	RHP	So.	R/R	Aliso Viejo, Calif./Palm Aliso Niguel HS
6	Jenny Schaper	Catcher	Jr.	R/R	St. Louis, Mo./Lutheran HS
30	Larissa Spellman	RHP	So.	R/R	Butler, N.J./Butler HS
17	Bethany Todd	Pitcher	Fr.	R/R	Woodford Co., Ky./Woodford Co. HS
2	Bailey Vick	Outfield	So.	L/R	Paducah, Ky./McCracken Co. HS

2018 KENTUCKY NUMERICAL ROSTER

No.	Name	Position	Class/EXP	Bats/Throws	Hometown (High School/Last College)
1	Sarah Rainwater	Outfield	Jr.	R/R	Nicholasville, Ky./East Jessimine HS
2	Bailey Vick	Outfield	So.	L/R	Paducah, Ky./McCracken Co. HS
3	Grace Baalman	RHP	Fr.	R/R	Hardin, Ill./Calhoun HS
6	Jenny Schaper	Catcher	Jr.	R/R	St. Louis, Mo./Lutheran HS
7	Autumn Humes	RHP	So.-TR	R/R	Bald Knob, Ark./Harding Univ. (Ark.)
8	Erin Rethlake	Utility/LHP	Sr.	L/L	Huntington, Ind./Huntington HS
9	Lauren Johnson	Infield	Fr.	L/R	Owensboro, Ky./Daviess Co. HS
11	Abbey Cheek	Utility	Jr.	R/R	Inman, S.C./Chapman HS
13	Mallory Peyton	Infield	Fr.	R/R	Madisonville, Ky./Madisonville HS
17	Bethany Todd	RHP	Fr.	R/R	Woodford Co., Ky./Woodford Co. HS
19	Kelsee Henson	Outfield	Jr.	L/R	Paducah, Ky./McCracken County HS
21	Hannah Huffman	Outfield	Jr.	L/R	Lebanon, Ohio/Lebanon HS
22	Kierston Moore	Infield	So.	R/R	Marietta, Ga./Sprayberry HS
23	Katie Reed	Infield	Jr.	R/R	St. Louis, Mo./Oakville HS
25	Brooklin Hinz	Outfield	Sr.	R/R	Olathe, Kan./St. Thomas Aquinas HS
28	Ashley Ruiz	RHP	So.	R/R	Aliso Viejo, Calif./Palm Aliso Niguel HS
30	Larissa Spellman	RHP	So.	R/R	Butler, N.J./Butler HS
33	Alex Martens	Infield	So.	L/R	McHenry, Ill./McHenry West HS
44	Rachael Metzger	Catcher/Infield	Sr.	R/R	Bakersfield, Calif./Garces Memorial HS
88	Kalia Johnson	LHP	So.	L/L	Covington, Ga./Alcovy HS

2018 COACHING STAFF

Head Coach: Rachel Lawson (11th season)
Associate Head Coach: Kristine Himes (11th season)
Assistant Coach: Molly Belcher (8th season)
Graduate Assistant: Sandra Simmons (2nd season)
Bullpen Coordinator: Shannon Smith (1st season)
Athletic Trainer: Bri Pappatto (5th season)

PRONUNCIATION GUIDE

Grace **BAALMAN** … Ball-man
Jenny **SCHAPER** … Shape-er
KIERSTON Moore ... KEER-sten
Brooklin **HINZ** ... Heinz (like the Ketchup brand)
Rachel **METZGER** ... Mets-gurr
KALIA Johnson … Kayla

KRISTINE Himes ... Chris-TEEN

WEEKLY SCHEDULE FOR UK SOFTBALL TEAM

MONDAY - 19	TUESDAY - 20	WEDNESDAY - 21	THURSDAY - 22	FRIDAY - 23	SATURDAY - 24	SUNDAY - 25
#8 LSU 0 **#23 Kentucky 7** **DNF** Game called in 4th inning due to SEC re-start legislation	Team practice: 2:30 ET John Cropp Stadium	Team practice: 2:30 ET John Cropp Stadium	Travel to Auburn, Ala.	**#18 Kentucky at #11 Auburn** **7 p.m. ET** **SEC Network+**	**#18 Kentucky at #11 Auburn** **9 p.m. ET** **SEC Network**	**#18 Kentucky at #11 Auburn** **3 p.m. ET** **SEC Network+**

2018 QUICK FACTS

GENERAL INFORMATION

Location: .....Lexington, Kentucky
Founded: 1865
Enrollment: 30,000
Nickname: ..... Wildcats
Colors: ..... Blue and White
Conference: ..... Southeastern
President: ..... Dr. Eli Capilouto
Athletic Director: ..... Mitch Barnhart

COACHING/SUPPORT STAFF

Head Coach: .....Rachel Lawson
Alma mater: ..... UMASS, 1994
Years at UK: .....11th Year
Record at UK: .....380-238, 120-139 SEC
Career record: ..... 470-320 (14th Year)
Assistant Coach: ..... Kristine Himes
Alma mater:..... Ohio State, 2003
Years at UK:.....11th Year
Assistant Coach: ..... Molly Belcher
Alma mater: ..... Kentucky, 2010
Years at UK:.....Eighth Year
GA: .....Sandra Simmons
Alma mater:..... LSU, 2016
Years at UK:..... Second Year
Bullpen Coordinator: ..... Shannon Smith
Alma mater:..... Kentucky, 2017
Years at UK:..... First Year

TEAM INFORMATION

2017 Record: 39-19
2017 SEC record: 12-12
2017 SEC Finish: T-6th
2017 NCAA Finish: ..... Eugene Super Regional
Final Ranking: 17/17
Letterwinners: ..... 15 returning, 4 lost
Starters ..... 7 returning, 2 lost
Pitchers ..... 4 returning, 2 lost
Newcomers: 5

STADIUM INFORMATION

Stadium: ..... John Cropp Stadium
Capacity: 1,500
Dimensions:..... L-200, C-220, R-200

MEDIA RELATIONS

Contact: .....Chris Shoals
Office Phone: 859.257.8437
Mobile Phone: 513.312.2489
Email:..... cmsh223@uky.edu

Team Captains

The 2018 captains for Kentucky will be Jenny Schaper, Brooklin Hinz, Katie Reed and Erin Rethlake.

The voting process is unique, however, as all players, staff members and support staff members (ticket office, marketing, SID, field crew, office assistants, etc.) get one vote.

Coach Lawson then decides a cut-off point and those are determined as the captains.

Grabbing the Tiger by its Tail

Kentucky picked up a two-game sweep of the No. 8 LSU Tigers in its SEC home-opener. Freshman pitcher Grace Baalman and sophomore transfer Autumn Humes both picked up their first SEC wins of the season, allowing just one total run all weekend.

UK was leading 7-0 in the bottom of the fourth inning on Monday night in an attempt at a three-game sweep, but after a Carley Hoover wild pitch, the game was put into a rain delay, and since the game could not restart past 9 p.m. ET, the game was called. Since it did not reach five innings, it was a no contest and the result and stats do not count.

Baalman, Cheek SEC Players of the Week

After a 4-0 week in official games that were played this week by the Kentucky softball program, junior third baseman Abbey Cheek and freshman pitcher Grace Baalman were awarded Southeastern Conference weekly awards by the league office on Tuesday.

Cheek was named the SEC Player of the Week, hitting over .700 in the four countable games with five runs scored and six RBI. She had three multi-hit games, including three in a row against three different teams to start the week.

Baalman went the distance, allowing just two runs for her eighth win of the season. She then won her first SEC game by throwing a complete game against No. 8 LSU in Kentucky's 4-1 win over the Tigers in the first game of the sweep. Baalman did not walk a single batter against LSU on Saturday.

Campbell/Cartier Classic

Kentucky won the 2018 Campbell/Cartier Classic in San Diego by going 4-0 on the weekend with wins over SDSU, North Dakota State, and two run-rule wins over Cal State Fullerton.

MEDIA INFORMATION

Credentials

All media credential requests should be submitted at least 24 hours prior to home games through UK Media Relations contact Chris Shoals. Credentials can be picked up at the Joe Craft Center in the Media Relations office.

Media Services/Interviews

During games, media will be provided with a media guide as well as notes. Final results are available following each game. For fax service, please contact a member of the UK Media Relations Office. Phones are made available on a first-come, first-serve basis in the press box. Interviews with players and coaches are done in an informal manner on the field following each game. For assistance in locating any member of the UK team, find Chris Shoals for help. For assistance with opposing players and coaches, please see the opposing SID.

Practice Interviews

Head coach Rachel Lawson is available for interviews weekday mornings as well as immediately after practice. Her office is located at the Soccer/Softball Offices. Team practices take place from 1-4 p.m., daily during the season. All practices take place at John Cropp Stadium and are subject to change based on class schedules and travel as well as game schedules. Interviews with coaches and/or players are after practice and phone interviews may be arranged. Advance notice is requested for all interviews. Please arrange all interviews through the UK Media Relations Office and softball contact Chris Shoals.

NATIONAL RANKINGS [MAR 20]

ESPN.com/USA Softball Poll

#	Team	Record	Previous
1.	Washington (12)	29-1	1
2.	Tennessee (3)	30-1	4
3.	Oregon (3)	25-5	6
4.	UCLA (1)	25-2	2
5.	Oklahoma (1)	24-2	5
6.	Florida	23-3	3
7.	Georgia	26-2	12
8.	Texas A&M	29-4	7
9.	Arizona	24-3	9
10.	Arizona State	23-4	10
11.	LSU	23-4	8
12.	Florida State	21-6	11
13.	Auburn	27-6	14
14.	Baylor	17-4	13
15.	South Carolina	24-4	17
16.	Alabama	19-7	15
17.	Michigan	22-6	19
18.	Kentucky	19-6	23
19.	Ohio State	19-4	18
20.	California	24-5	16
21.	Mississippi State	25-4	20
22.	Louisiana	18-6	21
23.	Oklahoma State	21-6	23
24.	Oregon State	19-10	25
25.	Long Beach State	24-7	RV

RV: Ole Miss (18), Texas State (12), Louisville (7), Arkansas (6), USC Upstate (6), Minnesota (5), Nebraska (4), Florida Gulf Coast (1), James Madison (1), Missouri (1), Northwestern (1), Notre Dame (1)

USA Today/NFCA Softball Poll

#	Team	Record	Previous
1	Washington (23)	29-1	1
2	Tennessee (8)	30-1	4
3	Oklahoma	24-2	5
4	UCLA	25-2	3
5	Oregon	25-5	6
6	Florida	23-3	2
7	Georgia (1)	25-2	10
8	Texas A&M	29-4	7
9	Arizona	24-3	9
10	LSU	23-4	8
11	Auburn	27-6	14
12	Arizona State	23-4	13
13	Baylor	17-4	11
14	Florida State	21-6	15
15	Alabama	19-7	12
16	South Carolina	24-4	18
17	Michigan	22-6	19
18	Ohio State	19-4	17
19	**Kentucky**	**19-6**	**24**
20	California	24-5	16
21	Louisiana	18-6	20
22	Long Beach State	24-7	22
23	Mississippi State	25-4	21
24	Oklahoma State	21-6	25
25	Texas State	22-7	RV

RV: Ole Miss (31), Arkansas (29), Lipscomb (13), Kennesaw State (11), Notre Dame (11), Wichita State (10), Nebraska (8), Hofstra (6), Oregon State (4), Louisville (4), USC Upstate (4), Tulsa (3).

Kentucky in the Polls	USA Softball	NFCA
Preseason	13	17
Feb. 13	25 (-12)	25 (-8)
Feb. 20	24 (+1)	23 (+2)
Feb. 27	22 (+2)	24 (-1)
March 6	22 (--)	23 (+1)
March 13	23 (-1)	24 (-1)
March 20	18 (+5)	19 (+5)

Humes' First-Career Start ... No-No

Autumn Humes became the first pitcher in UK history to throw a no-hitter in her first-career start on Saturday, Feb. 17 against North Dakota State.

Her career began in a relief outing vs. New Mexico State, where she allowed seven earned runs on four hits and walked five in just two innings pitched.

She followed that up with a no-no against an NCAA Regional team from 2017, facing the minimun, walking two and striking out three in just 75 pitches.

Unlike the Wildcats on Opening Day

Kentucky opened up the season with a 12-9 loss to New Mexico State. It was the first time that:

-UK lost its season-opening game since 2012 (at UCLA)

-UK gave up double-digit runs since March 18, 2012 vs. UAB (20-7)

-UK gave up double-digit runs in back-to-back games since 2008 (March 14 vs. #1 Alabama)

John Cropp Classic Champions

Kentucky won the 2018 John Cropp Classic, sweeping through the field to go 4-0 on the weekend. The Wildcats outscored their opponents 31-7 on the weekend, and only trailed for a total of four innings.

Home Run City

The Wildcats hit 10 home runs in the opening two weekends games of the season. Three players (Katie Reed, Abbey Cheek, Jenny Schaper) had multi-HR's with Cheek delivering four and Reed/Schaper hitting two.

2017 vs. 2018 Offensive Production

Kentucky finished 172nd nationally in 2017 in runs scored. The focus in the offseason for the Wildcats was getting their offense back to a WCWS level. UK after the pre-conference slate of games ranked tied for eighth nationally in scoring (March 5), and was third in the SEC in total offense. Here are some comparison stats to the first 25 games of the 2017 season:

Offensive Statistic	2017	2018	(+/- from '17 to '18)
Team Batting Average	.299	.329	+.030
Runs Scored	106	154	+48
Home Runs	23	24	+1
RBI	94	137	+43
Hits	204	216	+12
Strikeouts by UK hitters	115	103	-12

Toughest of the Tough

The SEC is always a challenge. But, in this year's schedule rotation - Kentucky mathmatically has the toughest schedule possible. The Wildcats will face each of the top eight teams for their eight conference series. This year, the Wildcats miss out on Mississippi State, Ole Miss, Arkansas and Missouri while adding LSU, Auburn, Alabama and South Carolina back onto their schedule. All eight of UK's SEC series are currenty against a team ranked inside the top 16 of both major polls.

Running Like a Wildcat

Kentucky has stolen 48 bases tthis season. That is good enough for 24th nationally in stolen bases, and second in the SEC (Georgia). UK did set a new program record for most stolen bases through 12 games of a season (21). UK stole eight bases in the game vs. Bradley at the Citrus Classic, tying the program record for most stolen bases in a game (Samford, March 24, 1999).

Smart at the Top

When UK has a batting lineup that features Bailey Vick, Erin Rethlake, Katie Reed and Jenny Schaper as the first four batters - those four combine for a perfect 4.0 GPA in the classroom.

In the circle, UK's top three pitchers, Erin Rethlake, Grace Baalman and Autumn Humes combined with starting catcher Jenny Schaper have a combined cumulative GPA of 3.75 - truly exemplifying the meaning of a student-athlete.

2018 TEAM LEADERS

Hitting

BATTING AVERAGE
Bailey Vick (.431)
Katie Reed (.430)
Erin Rethlake (.377)

AT-BATS
Katie Reed (79)
Abbey Cheek (78)
Erin Rethlake (77)

RUNS
Katie Reed (27)
Jenny Schaper, Erin Rethlake, Abbey Cheek (17)
Brooklin Hinz, Bailey Vick (15)

HITS
Katie Reed (34)
Bailey Vick (31)
Abbey Cheek, Erin Rethlake (29)

DOUBLES
Jenny Schaper (5)
Brooklin Hinz, Katie Reed (4)

TRIPLES
Katie Reed (3)
Abbey Cheek (2)
Sarah Rainwater, Lauren Johnson, Erin Rethlake (1)

HOME RUNS
Abbey Cheek (8)
Jenny Schaper (5)
Mallory Peyton, Alex Martens (3)

RBI
Abbey Cheek (29)
Jenny Schaper (19)
Alex Martens (17)

SLUGGING PCT.
Abbey Cheek (.769)
Katie Reed (.633)
Jenny Schaper (.611)

Pitching

ERA
Grace Baalman (1.56)
Autumn Humes (2.43)
Erin Rethlake (3.31)

STRIKEOUTS
Grace Baalman 57)
Autumn Humes (39)
Erin Rethlake (38)

Bailey Vick's 9-for-9 Day

Bailey Vick reached base in all nine of her plate appearances on Saturday, Feb. 24 vs. Bradley and Harvard at the Citrus Classic. She went for four singles and five walks. She also scored four runs – and the game-winning run in the first game of the day against Bradley.

Perfect at Home

Kentucky is a perfect 10-0 at John Cropp Stadium this season, outscoring its opponents 68-17 in those games. UK won the John Cropp Classic in the opening weekend of home play, and opened SEC home action with a two-game sweep of No. 8 LSU.

NCAA RPI

UK opened the season as the No. 27 team in the initial release of the NCAA Ratings Percentage Index.

Hitten' Kittens

You might notice that all UK players that get on base after a hit tap their helmets. This is a sign to the dugout that they are "hitten' kittens" so the two hands on top are to be cat ears.

Seventh-Inning Power

UK has scored 19 runs in the seventh inning, while allowing just six runs to its opponents this year in that inning. UK now has a +/- in the green for all seven innings this year. Florida scored six runs in the top of the first on UK on March 9, which is the most scored in a single inning vs. Kentucky since 2012.

Inning breakdowns for Kentucky by run +/-:
1st: (+10)
2nd: (+19)
3rd: (+6)
4th: (+18)
5th: (+11)
6th: (+6)
7th: (+13)

HR's Are Cheeky

Abbey Cheek became the quickest player in school history to reach 25 career home runs, reaching the mark in her 121st career game played at Kentucky. Brittany Cervantes, the previous record holder, reached 25 career home runs in her 127th career game played.

Cheek's first HR vs. New Mexico State on Sunday in game three of the series was the 25th of her career. She eclipsed the mark of 25 two at-bats later with her 26th-career long ball.

Who Coaches Where on Offense?

On third base - Kristine Himes (8th year)
On first base - Molly Belcher (8th year)

MISC. STATS

Multi-Hit Games	2	3	4	5+	Total
Erin Rethlake	10	-	-	-	10
Jenny Schaper	9	-	-	-	9
Abbey Cheek	7	2	-	-	9
Katie Reed	5	4	-	-	9
Bailey Vick	5	2	1	-	8
Brooklin Hinz	8	-	-	-	8
Alex Martens	2	-	-	-	2
Rachael Metzger	1	-	-	-	1
Mallory Peyton	1	-	-	-	1
Lauren Johnson	1	-	-	-	1
TEAM	49	8	1	0	58

Multi-RBI Games	2	3	4	5+	Total
Abbey Cheek	4	2	-	2	8
Alex Martens	3	2	-	-	5
Katie Reed	4	1	-	-	5
Jenny Schaper	3	2	-	-	5
Brooklin Hinz	4	-	-	-	4
Rachael Metzger	2	-	-	-	2
Lauren Johnson	2	-	-	-	2
Erin Rethlake	2	-	-	-	2
Mallory Peyton	-	1	-	-	1
Bailey Vick	-	1	-	-	1
TEAM	24	9	0	2	35

Hitting Streaks	Longest	Current
Katie Reed	10	1
Erin Rethlake	8	-
Jenny Schaper	6	1
Abbey Cheek	6	4
Brooklin Hinz	5	3
Bailey Vick	5	4
Mallory Peyton	4	-
Lauren Johnson	4	-
Alex Martens	3	-
Rachael Metzger	2	-
Sarah Rainwater	2	-
Kelsee Henson	1	-
Ashley Ruiz	1	-
Autumn Humes	1	-

Reach Base Streaks	Longest	Current
Jenny Schaper	12	4
Katie Reed	10	1
Brooklin Hinz	9	3
Erin Rethlake	8	-
Abbey Cheek	6	4
Alex Martens	6	6
Bailey Vick	5	4
Mallory Peyton	4	-
Lauren Johnson	4	-
Rachael Metzger	3	1
Sarah Rainwater	2	1
Kelsee Henson	1	-
Autumn Humes	1	-
Ashley Ruiz	1	-

Potent Offense

Kentucky's 25 runs scored in their first three games of the season is the second-most in school history. The 2007 team scored 34 runs in their first three games of the season.

Kentucky's four home runs on Sunday vs. New Mexico State in the 10-2 win were their most in a non-conference road game since Feb. 28, 2015 at Tennessee Tech (four).

Wildcats Dominate Hoosiers

Kentucky scored six runs in the first inning and seven runs in the second inning - the two highest-scoring innings of the season for the Wildcats en route to a 15-2 win over Indiana on March 14.

The 15 runs scored was the most runs scored in any game for UK since March of 2013 when UK scored 18 in an 18-1 win over North Carolina at John Cropp Stadium.

Baalman on the Ball

Grace Baalman threw a complete-game shutout in her first-career start on the road at San Diego State in a 5-0 win over the Aztecs. She became the first UK pitcher since 2013 (Katie Henderson) to throw a complete-game shutout in her first-career start for the Wildcats.

She threw in all five games of the Diamond 9 Citrus Classic in Orlando earning three back-to-back-to-back wins in the circle, finishing the weekend with a 3-0 reccord and a 1.12 ERA.

In her first-career SEC start at #2 Florida, she took the lead going into the bottom of the seventh, but UF won the game on a walk-off single from Kayli Kvistad, 3-2.

Where do the Wildcats Rank?

Statistic	National Rank	SEC
Batting Average	13th	4th
Fielding %	17th	4th
HR/Game	28th	3rd
OBP	25th	7th
Scoring	19th	5th
Stolen Bases	24th	2nd

WHEN WAS THE LAST TIME

A Kentucky hitter:

Hit 2 extra base hits. . . . . Abbey Cheek (vs. Indiana, 2B, 2B) 3/15/18
Hit 3 extra base hits . . . . Christian Stokes (vs. South Carolina - 2B, 2B, 2B) 4/18/15
Hit 2 home runs . . . . . Abbey Cheek (at New Mexico State, HR, HR) . 2/11/18
Hit a Grand Slam . . . . . Abbey Cheek (vs. UIC) 3/4/17
Had 5 hits . . . . . Christian Stokes (vs. LBSU) 2/19/15
Scored 4 runs . . . . . Griffin Joiner (vs. UNC - 4) 3/13/13
Had 5+ RBI . . . . . Abbey Cheek (vs. Cal State Fullerton - 5) . . 2/17/18
Had 4+ RBI . . . . . Abbey Cheek (vs. Cal State Fullerton - 5) . . 2/17/18
Had 4 walks . . . . . Griffin Joiner (at Texas - 4) 2/16/14
Had 2 stolen bases. . . . . Bailey Vick (vs. Indiana). 3/14/18
. . . . . Erin Rethlake (vs. Indiana). 3/14/18
Hit for the cycle . . . . . Brooke Marnitz (vs. Indiana State) 2/25/06
Hit an inside-the-park HR . . . . . Sylver Samuel (vs. DePaul) 5/18/14

A Kentucky fielder:

Had 15 putouts . . . . . Griffin Joiner (vs. South Carolina - 15) 4/18/15
Had 7 assists. . . . . Griffin Joiner (vs. Kent State - 7) 3/23/14

A Kentucky pitcher:

Had 10 strikeouts. . . . . Meagan Prince (14 - at UT Martin) 4/27/17
Pitched a one-hitter. . . . . Grace Baalman (vs. Cal State Fullerton) . . . 2/17/18
Pitched a no-hitter. . . . . Autumn Humes (vs. North Dakota State). . . 2/17/18
Pitched a perfect game. . . . . Chanda Bell (vs. Austin Peay Game 1) 4/6/11
. . . . . Rachel Riley (vs. Austin Peay Game 2) 4/6/11

An Opponent hitter:

Hit 2 extra base hits . . . . . **Victoria Castro (New Mexico State - HR, HR) . 2/10/18**
Hit 2 home runs . . . . . Victoria Castro (New Mexico State - HR, HR) . 2/10/18
Scored 4 runs . . . . . Kristi DiMarco (Ole Miss - 4) 3/24/01
Had 5 RBI . . . . . **Victoria Castro (New Mexico State - HR, HR) . 2/10/18**
Had 3 walks . . . . . Amanda Lorenz (Florida) 4/16/17
Had 3 strikeouts. . . . . Destiny Blueford (New Mexico State) 2/10/18
Had 2 stolen bases . . . . . Ashley Gue (Marshall - 2). 4/9/13

An Opponent fielder:

Had 15 putouts . . . . . Danielle Wheaton (Florida - 15) 4/16/15
Had 7 assists. . . . . Sami Fagan (Missouri - 7) 3/15/14

An Opponent pitcher:

Had 10 strikeouts. . . . . Carley Hoover (LSU) 3/17/18
Pitched a one hitter. . . . . Carley Hoover (LSU) 4/9/16
Pitched a no-hitter. . . . . Kelly Barnhill (Florida) 3/9/18

TRACKING KENTUCKY'S EXTRA-BASE HITS IN 2018 / CAREER

Player	Doubles 2018 (career)	Triples 2018 (career)	Home Runs 2018 (career)	Totals 2018 (career)
Abbey Cheek	4 (18)	2 (5)	8 (31)	14 (55)
Rachael Metzger	2 (11)	0 (0)	1 (11)	3 (22)
Kelsee Henson	0 (1)	0 (0)	0 (1)	0 (2)
Brooklin Hinz	4 (28)	0 (1)	1 (14)	5 (43)
Hannah Huffman	0 (0)	0 (0)	0 (0)	0 (0)
Sarah Rainwater	0 (2)	1 (1)	0 (0)	1 (3)
Katie Reed	4 (22)	3 (6)	2 (8)	9 (36)
Erin Rethlake	0 (5)	1 (1)	0 (0)	1 (6)
Jenny Schaper	4 (18)	0 (1)	4 (15)	8 (34)
Kalia Johnson	0 (0)	0 (0)	0 (0)	0 (0)
Alex Martens	3 (17)	0 (0)	4 (8)	7 (24)
Kierston Moore	0 (0)	0 (0)	0 (1)	0 (1)
Ashley Ruiz	0 (0)	0 (0)	1 (1)	1 (1)
Larissa Spellman	0 (0)	0 (0)	0 (0)	0 (0)
Bailey Vick	1 (10)	0 (0)	0 (0)	1 (10)
Grace Baalman	0 (0)	0 (0)	0 (0)	0 (0)
Autumn Humes	0 (0)	0 (0)	0 (0)	0 (0)
Lauren Johnson	2 (2)	1 (1)	0 (0)	3 (3)
Mallory Peyton	2 (2)	0 (0)	3 (3)	5 (5)
Bethany Todd	0 (0)	0 (0)	0 (0)	0 (0)
TOTALS	**27 (137)**	**8 (14)**	**24 (93)**	**59 (244)**

WINS OVER TOP-25 TEAMS RACHEL LAWSON ERA

The Breakdown
Total wins over top 25: 86
Total wins over top 10: 46
Total wins over top 5: 25

Career wins over top-25 opponents

Date	Opponent	Score
3/18/18	vs. No. 8 LSU	2-0
3/17/18	vs. No. 8 LSU	4-1
5/10/17	vs. No. 23 South Carolina	7-3
4/30/17	vs. No. 4 Texas A&M	7-4
4/29/30	vs. No. 4 Texas A&M	7-2
4/16/17	vs. No. 3 Florida	5-1
4/1/17	at No. 24 Ole Miss	1-0
3/25/17 (2)	vs. No. 22 Arkansas	2-0
3/25/17 (1)	vs. No. 22 Arkansas	7-5
3/24/17	vs. No. 22 Arkansas	2-1
3/19/17	at No. 16 Georgia	2-1
3/12/17	vs. No. 15 Michigan	5-1
2/17/17	at No. 5 UCLA	2-1 (11)
5/22/16	vs. No. 25 Utah	4-0
4/22/16	at No. 4 Alabama	3-2
4/17/16	vs. No. 18 Missouri	3-2
4/15/16	vs. No. 18 Missouri	7-6
4/11/16	at No. 8 LSU	2-0
4/10/16	at No. 8 LSU	3-0
4/9/16	at No. 8 LSU	1-0
2/15/16	at No. 22 Arizona State	5-3
2/15/16	vs. No. 20 Utah	1-0
2/13/16	vs. No. 4 Oregon	8-6
2/12/16	vs. No. 25 Notre Dame	10-7
5/17/15	at No. 16 Notre Dame	4-3
4/6/15	vs. No. 5 Alabama	2-1
3/28/15	vs. No. 1 LSU	5-2
3/27/15	vs. No. 1 LSU	3-1
3/8/15	at No. 20 Texas A&M	3-2
2/19/15	vs. No. 10 Arizona	5-2
2/8/15	at No. 5 Florida State	3-1
5/29/14	vs. No. 6 La.-Lafayette	4-1
5/25/14	at No. 3 UCLA	7-1
5/25/14	at No. 3 UCLA	7-3
5/17/14	vs. No. 25 James Madison	2-1
5/9/14	vs. No. 25 LSU	4-3 (9)
5/8/14	vs. No. 7 Tennessee	2-0
4/27/14	vs. No. 8 Tennessee	5-2
4/5/14	vs. No. 18 Texas A&M	5-3
4/6/14	vs. No. 18 Texas A&M	4-2 (10)
3/30/14	vs. No. 21 Auburn	2-1
3/15/14	at No. 16 Missouri	8-7 (8)
3/15/14	at No. 16 Missouri	3-2
2/16/14	vs. No. 15 Texas	6-5
2/15/14	vs. No. 15 Texas	6-4
2/7/14	vs. No. 2 Oklahoma	5-4 (10)
5/5/13	at No. 7 Alabama	9-5 (8)
5/4/13	at No. 7 Alabama	5-0
4/27/13	vs. No. 11 Missouri	8-2
4/24/13	vs. No. 7 Louisville	2-1
4/12/13	vs. No. 3 Florida	4-2
3/13/13	vs. No. 25 North Carolina	18-0
2/15/13	vs. No. 16 Washington (N)	3-2
2/10/13	vs. No. 20 Stanford (N)	3-1
2/8/13	vs. No. 3 Cal (N)	3-2 (9)
5/6/12	vs. No. 22 LSU	1-0
5/5/12	vs. No, 22 LSU	2-1
5/4/12	vs. No. 22 LSU	4-3 (8)
4/29/12	at No. 2 Florida	5-1
4/27/12	at No. 2 Florida	2-0
4/13/12	vs. No. 10 Georgia	4-0
4/13/12	vs. No. 10 Georgia	4-1
3/30/12	at No. 9 Tennessee	5-3
3/24/12	at No. 18 Auburn	5-2
3/23/12	at No. 18 Auburn	8-4 (8)
5/28/11	vs. No. 5 California	8-0 (5)
5/22/11	at No. 2 Michigan	2-1
5/21/11	at No. 2 Michigan	7-6
5/20/11	vs. No. 21 Notre Dame (N)	8-0 (5)
5/7/11	vs. No. 23 Auburn	10-2 (6)
4/3/11	vs. No. 5 Florida	9-2
4/2/11	vs. No. 5 Florida	7-6
4/1/11	vs. No. 5 Florida	10-2 (6)
3/18/11	at No. 25 LSU	6-1
3/13/11	vs. No. 7 Tennessee	5-4 (10)
3/11/11	vs. No. 7 Tennessee	9-5
2/11/11	vs. No. 22 Ohio State (N)	9-0 (5)
5/21/10	at No. 19 Ohio State	6-5
4/17/10	at No. 3 Florida	5-3
3/27/10	vs. No. 7 Georgia	4-2
3/16/10	vs. No. 5 Alabama	5-4
2/11/10	at No. 5 Arizona State	5-2
5/7/09	vs. No. 7 Georgia (N)	2-0
4/18/09	vs. No. 12 Tennessee	6-5
3/7/09	at No. 19 LSU	6-5 (8)
3/15/08	at No. 6 Tennessee	2-1 (8)

The Wins
Home: 38 | Away: 30 | Neutral: 15 | SEC Opponents: 53

2018 UK HONORS

Katie Reed
-SEC All-Preseason Team (SS)

Abbey Cheek
-SEC Player of the Week (3/20/18)

Grace Baalman
-SEC Freshman of the Week (3/20/18)

GAME NOTES (CONT'D)

Home Run For First-Career Hit

Sophomore Ashley Ruiz hit a home run against Cal State Fullerton on Feb. 17. It was her first-career hit after an 0-for-5 year a season ago and a groundout in her first AB of the 2018 season.

Rachel Lawson Elected to Serve on NCAA Softball Rules Committee

Head coach Rachel Lawson is serving her third season on the NCAA Rules Committee.

Home Sweet Home

Kentucky finished the regular season with a record of 14-6 in 2017 at John Cropp Stadium, with seven wins over top-20 teams and five shutouts.

The Wildcats have won their first six home games of the year in 2018 after winning their first eight in a row at home last year.

Start With a Number

USA Softball and ESPN.com released its preseason top 25 on Tuesday afternoon, with the Kentucky softball team slotted at No. 13 in the poll, its highest start to a season since 2015.

The Wildcats are one of eight Southeastern Conference teams in the top 15 of the poll, and nine in the top-25 overall for the preseason polls.

UK'S RECORD WHEN ...

	All	SEC
One-run game	0-2	0-1
Single game	8-4	2-3
First of Day	4-2	0-0
Second of Day	5-1	0-0
Home	10-0	2-0
Away	2-5	0-3
Neutral	7-1	0-0
vs. Kentucky schools	0-0	0-0
vs. Top 10	2-3	2-3
vs. Top 25	2-4	2-3
UK scores first	14-3	2-1
UK scores 0-2 runs	2-4	1-3
UK scores 3-5 runs	8-0	1-0
UK scores 6-9 runs	2-2	0-0
UK scores 10+ runs	7-0	0-0
Opp. scores first	5-2	0-2
Opp. scores 0-2 runs	15-1	2-0
Opp. scores 3-5 runs	3-2	0-2
Opp. scores 6-9 runs	1-2	0-1
Opp. scores 10+ runs	0-1	0-0
UK has 3 or fewer hits	0-2	0-1
UK has 4-6 hits	3-2	2-2
UK has 7-9 hits	7-2	0-0
UK has 10+ hits	9-0	0-0
Opp. has 3 or fewer hits	6-0	0-0
Opp. has 4-6 hits	10-1	2-0
Opp. has 7-9 hits	3-2	0-2
Opp. has 10+ hits	1-2	0-1
UK has no errors	11-3	2-2
UK has 1 error	5-3	0-1
UK has 2+ errors	3-0	0-0
Leading or tied after 4 innings	18-2	2-1
Leading or tied after 5 innings	19-1	2-1
Leading or tied after 6 innings	13-1	2-1
Trailing after 4 innings	1-5	0-3
Trailing after 5 innings	0-6	0-3
Trailing after 6 innings	1-6	0-3
Extra-inning games	0-0	0-0
UK hits a double	14-4	2-1
UK hits a triple	6-0	0-0
UK hits a home run	12-3	1-1
UK has 4+ extra base hits	8-2	0-0
UK steals a base	16-3	1-1
UK steals 2+ bases	11-0	1-0
In February	9-3	0-0
In March	10-3	2-3
In April	0-0	0-0
In May	0-0	0-0
On Monday	0-0	0-0
On Tuesday	2-0	0-0
On Wednesday	1-0	0-0
On Thursday	2-0	0-0
On Friday	2-2	0-1
On Saturday	7-3	1-1
On Sunday	5-1	1-1

Reed Named All-SEC Preseason

Katie Reed was named to the 2018 Southeastern Conference Preseason Team, it was announced on Wednesday morning. The honor is voted upon by the 13 head coaches in the SEC.

Reed was named the third National Fastpitch Coaches' Association All-American in program history a season ago, hitting .353 at the plate, and living up to the hype defensively – with the best fielding percentage of all SEC shortstops. The St. Louis, Mo., native made SportsCenter's "Top 10" on two occasions last year, including during the 2017 NCAA Regionals in the regional final against Illinois.

Doing What it Takes

Not only was 2017 a banner year for the Kentucky softball team on the field – but it was another strong year off the field as well for the Wildcats, who earned the 2017 Easton/NFCA Division I All-Academic honor.

Under the direction of team academic advisor, Amy Craiglow, the Wildcats earned a 3.425 GPA which was the second-highest in all of the Southeastern Conference – and in the top 40 nationally. The team GPA of a 3.425 was the second-highest among female sports at UK for the spring semester of 2017.

Shining in the Spotlight

The SEC Network and its corporate partners at ESPN announced that the Kentucky softball team will be featured on national television 12 times in 2018, setting a new program record. Seven of the 12 games will be home games originating from John Cropp Stadium in Lexington.

The SEC Network, ESPN, ESPN2 and ESPNU will combine to televise over 650 softball games this season including every pitch of the 2018 SEC Tournament and the Women's College World Series from Hall of Fame Stadium in Oklahoma City, Oklahoma.

All games that are featured on ESPN, ESPN2 and the SEC Network can be seen live on mobile devices and tablets through ESPN3 and the WatchESPN app.

2018 UK Softball National Television Schedule

March 10, at Florida (SEC Network) 6 p.m. ET
March 11, at Florida (SEC Network) Noon ET
March 14, INDIANA (SEC Network) 7 p.m. ET
March 17, LSU (SEC Network) Noon ET
March 18, LSU (ESPNU) 4:30 p.m. ET
March 19, LSU (SEC Network) 7 p.m. ET
March 24, at Auburn (SEC Network) 9 p.m. ET
March 31, ALABAMA (ESPN2) 5 p.m. ET
April 4, LOUISVILLE (SEC Network) 7 p.m. ET
April 14, at Texas A&M (ESPN2) 3 p.m. ET
April 15, at Texas A&M (SEC Network) 3 p.m. ET
May 4, SOUTH CAROLINA (SEC Network Bases Loaded) 7 p.m. ET

Scouting Auburn

Under the direction of first-year head coach Mickey Dean, Auburn is out to another fast start at 27-6 on the year and 2-4 in the SEC. After getting swept in the opening weekend of conference play at No. 8 LSU, AU responded last weekend by taking two of three at home from the Alabama Crimson Tide at Jane B. Moore Field in Auburn. The Tigers are one of the best pitching and defensive teams in the nation with a staff ERA of just 0.85 led by Kaylee Carlson, who is 13-1 with an 0.70 ERA.

Offensivley, Auburn as a team is hitting .309 led by Victoria Draper, who is at .448 and nine RBI with just shy of 40 base hits.

2018 SEC STANDINGS

School	SEC	Pct.	All	Pct.	Home	Away	Neu.	Streak
Tennessee	3-0	1.000	30-1	.968	8-0	2-0	20-2	W22
Texas A&M	3-0	1.000	29-4	.879	26-2	0-0	3-2	W5
Georgia	5-1	.833	26-2	.929	22-1	0-0	4-1	L1
Florida	4-2	.667	23-3	.885	12-0	5-3	6-0	W1
Mississippi State	2-1	.667	25-4	.862	18-1	4-1	3-2	W1
South Carolina	2-1	.667	24-4	.857	10-0	3-4	11-0	L1
LSU	3-2	.600	23-4	.852	19-0	1-2	3-2	L2
Kentucky	2-3	.400	19-6	.760	10-0	2-5	7-1	W4
Auburn	2-4	.333	27-6	.818	20-1	4-3	3-2	W2
Alabama	1-2	.333	19-7	.731	8-1	5-4	6-2	L2
Ole Miss	1-5	.167	15-9	.625	6-4	1-3	8-2	W1
Missouri	1-5	.167	17-14	.548	7-2	0-3	10-9	L1
Arkansas	0-3	.000	21-5	.808	12-0	0-4	9-1	W5

* - SEC Regular Season Champion; # - SEC Tournament Champion

THE SEC IN THE 2017 NCAA TOURNAMENT

SEC Teams in the Women's College World Series

(1) Florida
(9) Texas A&M
(13) LSU

*(1) Florida loses to Oklahoma in final series

SEC Teams in the NCAA Super Regionals

(1) Florida vs. (16) Alabama (UF wins, 2-1)
(7) Auburn vs. (10) Oklahoma (OU wins, 2-0)
(8) Tennesee vs. (9) Texas A&M (TAMU wins, 2-1)
(12) Ole Miss at (5) UCLA (UCLA wins, 2-0)
(13) LSU at (4) Florida State (LSU wins, 2-0)
(14) Kentucky at (3) Oregon (Oregon wins, 2-0)

SEC Teams in the NCAA Regionals

Missouri - eliminated in the Eugene Regional

South Carolina - eliminated in the Tuscon Regional

Georgia - eliminated in the Tallahassee Regional

Mississippi St. - eliminated in the Salt Lake Regional

Arkansas - eliminated in the Norman Regional

SEC WEEKLY AWARDS

Feb. 12, 2018
Player of the Week: Kendall Burton (Georgia)
Pitcher of the Week: Brittany Gray (Georgia)
Freshman of the Week: Mia Davidson (Miss. St.)

Feb. 19, 2018
Player of the Week: Tori Vidales (Texas A&M)
Pitcher of the Week: Kaitlin Lee (Ole Miss)
Freshman of the Week: Mary Haff (Arkansas)

Feb. 26, 2018
Player of the Week: Amanda Lorenz (Florida)
Pitchers of the Week: Alexis Osorio (Alabama), Kelly Barnhill (Florida), Caylan Arnold (Tennessee)
Freshman of the Week: Jana Johns (S. Carolina)

March 5, 2018
Player of the Week: Hannah McEwen (Arkansas), Victoria Draper (Auburn)
Pitcher of the Week: Kelly Barnhill (Florida)
Freshman of the Week: Mary Haff (Arkansas)

March 13, 2018
Player of the Week: Aliyah Andrews (LSU)
Pitcher of the Week: Alexis Osorio (Alabama)
Freshman of the Week: Mia Davidson (Miss. State)

March 20, 2018
Player of the Week: Abbey Cheek (Kentucky)
Pitcher of the Week: Caylan Arnold (Tennessee)
Freshman of the Week: Grace Baalman (Kentucky)

March 27, 2018
Player of the Week:
Pitcher of the Week:
Freshman of the Week:

April 3, 2018
Player of the Week:
Pitcher of the Week:
Freshman of the Week:

April 10, 2018
Player of the Week:
Pitcher of the Week:
Freshman of the Week:

April 17, 2018
Player of the Week:
Pitcher of the Week:
Freshman of the Week:

April 24, 2018
Player of the Week:
Pitcher of the Week:
Freshman of the Week:

May 1, 2018
Player of the Week:
Pitcher of the Week:
Freshman of the Week:

May 8, 2018
Player of the Week:
Pitcher of the Week:
Freshman of the Week:

Postseason Awards:
Player of the Year:
Pitcher of the Year:
Freshman of the Year:
Coach of the Year:
Academic Scholar Athlete of the Year:

SOUTHEASTERN CONFERENCE BREAKDOWN
KENTUCKY'S HISTORY IN SEC ACTION

Team	Years of UK Series Victories
Mississippi State (8):	1998, 2002, 2009, 2010, 2011. 2013, 2014, 2016
Auburn (4):	2000, 2001, 2009, 2012
Florida (3):	2000, 2011, 2012
Georgia (2)	2000, 2012
Tennessee (2):	2000, 2011
Ole Miss (9):	2001, 2007, 2008, 2009, 2010, 2012, 2013, 2014, 2016
South Carolina (8):	2001, 2006, 2009, 2010, 2011, 2012, 2013, 2016
Arkansas (7):	2002, 2003, 2010, 2011, 2014, 2016, 2017
Alabama (1):	2013
LSU (4):	2012, 2015, 2016, 2017
Missouri (3):	2014, 2016, 2017
Texas A&M (2):	2014, 2017

Year:	UK's Series Captured that Season
1997 (0):	-
1998 (1):	Mississippi State
1999 (0):	-
2000 (4):	Auburn, Florida, Georgia, Tennessee
2001 (3):	Auburn, Ole Miss, South Carolina
2002 (2):	Arkansas, Mississippi State
2003 (1):	Arkansas
2004 (0):	-
2005 (0):	-
2006 (1):	South Carolina
2007 (1):	Ole Miss
2008 (1):	Ole Miss
2009 (4):	Auburn, Mississippi State, Ole Miss, South Carolina
2010 (4):	Arkansas, Mississippi State, Ole Miss, South Carolina
2011 (5):	Arkansas, Mississippi State, Tennessee, Florida, South Carolina
2012 (6):	Auburn, Georgia, Ole Miss, Florida, LSU, South Carolina
2013 (4):	Ole Miss, Miss. State, South Carolina, Alabama
2014 (5):	Mississippi State, Missouri, Texas A&M, Ole Miss, Arkansas
2015 (1):	LSU
2016 (6):	at South Carolina, Ole Miss, at Arkansas, at No. 8 LSU, No. 18 Missouri, vs. Mississippi State
2017 (3):	Arkansas, at Missouri, vs. Texas A&M
2018 (1):	No. 8 LSU

School:	Consecutive Years Captured
LSU (3):	2015, 2016, 2017
Ole Miss (8):	2007, 2008, 2009, 2010, 2012, 2013, 2014, 2016
Missouri (3):	2014, 2016, 2017
Arkansas (3):	2014, 2016, 2017

2018 Breakdown 2-3

at #2 Florida
Game 1: L, 6-0
Game 2: L, 3-2
Game 3: L, 4-0

#8 LSU
Game 1: W, 4-1
Game 2: W, 2-0
Game 3: Leading 7-0 in 4th (Game DNF)

at #11 Auburn
Game 1:
Game 2:
Game 3:

ALABAMA
Game 1:
Game 2:
Game 3:

at Texas A&M
Game 1:
Game 2:
Game 3:

GEORGIA
Game 1:
Game 2:
Game 3:

at Tennessee
Game 1:
Game 2:
Game 3:

SOUTH CAROLINA
Game 1:
Game 2:
Game 3:

KENTUCKY HOME RUN TRACKER UNDER COACH KRISTINE HIMES

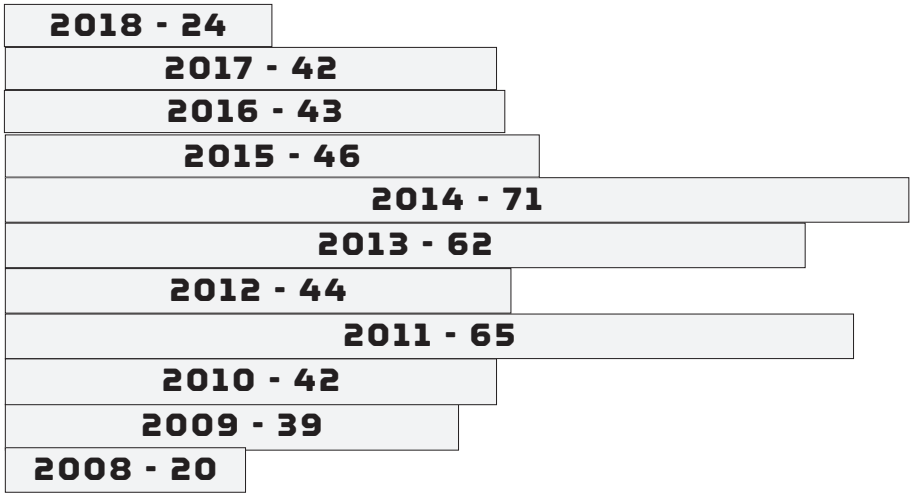

KENTUCKY SOFTBALL 2018 | WEEK 7 | AT #13/11 AUBURN

STARTING LINEUPS BY BATTING ORDER

Opponent	1	2	3	4	5	6	7	8	9
New Mexico St. (1)	Reed	Rethlake	Martens	Cheek	Schaper	Hinz	Peyton	Rainwater	Vick
New Mexico St. (2)	Reed	Rethlake	Martens	Cheek	Schaper	Johnson, L	Henson	Rainwater	Vick
New Mexico St. (3)	Vick	Rethlake	Reed	Schaper	Martens	Cheek	Metzger	Hinz	Rainwater
San Diego State	Vick	Rethlake	Reed	Schaper	Cheek	Martens	Peyton	Hinz	Rainwater
Cal State Fullerton	Vick	Rethlake	Reed	Schaper	Cheek	Martens	Metzger	Hinz	Rainwater
North Dakota State	Vick	Rethlake	Reed	Schaper	Martens	Cheek	Hinz	Rainwater	L. Johnson
Cal State Fullerton	Reed	Rethlake	L. Johnson	Schaper	Martens	Cheek	Hinz	Rainwater	Peyton
Minnesota	Vick	Rethlake	Reed	Schaper	Martens	Cheek	Metzger	Rainwater	Hinz
Duke	Vick	Rethlake	Reed	Cheek	Schaper	Hinz	Peyton	Rainwater	L. Johnson
Bradley	Vick	Rethlake	Cheek	Reed	Schaper	Hinz	Peyton	Humes	L. Johnson
Harvard	Vick	Rethlake	Schaper	Cheek	Reed	Martens	Metzger	Rainwater	Hinz
Purdue	Vick	Rethlake	Reed	Schaper	Cheek	Martens	Metzger	Rainwater	Hinz
Dayton	Vick	Rethlake	Reed	Schaper	Cheek	Martens	Peyton	Rainwater	Hinz
Ohio	Vick	Rethlake	Reed	Schaper	Cheek	Martens	Hinz	Metzger	Rainwater
SEMO	Reed	Vick	Schaper	Martens	Cheek	Hinz	Peyton	L. Johnson	Rethlake
SEMO	Vick	Rethlake	Reed	Schaper	Hinz	Cheek	Martens	Metzger	Rainwater
Ohio	Vick	Rethlake	Reed	Schaper	Hinz	Cheek	Peyton	Metzger	Rainwater
SIUE	Vick	Rethlake	Reed	Schaper	Hinz	Cheek	Martens	L. Johnson	Rainwater
Florida (1)	Vick	Rethlake	Reed	Schaper	Hinz	Cheek	Martens	Peyton	Rainwater
Florida (2)	Reed	Martens	Hinz	Schaper	Cheek	Peyton	Rainwater	Rethlake	Vick
Florida (3)	Reed	Vick	Martens	Schaper	Cheek	Hinz	Peyton	L. Johnson	Rethlake
Northern Illinois	Reed	Rethlake	Martens	Schaper	Cheek	Peyton	Hinz	Vick	Rainwater
Indiana	Vick	Rethlake	Reed	Schaper	Martens	Cheek	Peyton	Hinz	Rainwater
LSU (1)	Reed	Vick	Martens	Schaper	Cheek	Hinz	Rainwater	Rethlake	L. Johnson
LSU (2)	Reed	Vick	Martens	Schaper	Cheek	Peyton	Hinz	Rainwater	Rethlake
Auburn (1)									
Auburn (2)									
Auburn (3)									
Ohio State									
Alabama (1)									
Alabama (2)									
Alabama (3)									
Eastern Kentucky									
Louisville									
MTSU (1)									
MTSU (2)									
Eastern Kentucky									
Texas A&M (1)									
Texas A&M (2)									
Texas A&M (3)									
Western Kentucky									
Georgia (1)									
Georgia (2)									
Georgia (3)									
Northern Kentucky									
Morehead State									
Tennessee (1)									
Tennessee (2)									
Tennessee (3)									
South Carolina (1)									
South Carolina (2)									
South Carolina (3)									

KENTUCKY SOFTBALL 2018 | WEEK 7 | AT #13/11 AUBURN

STARTING LINEUPS BY POSITION

Opponent	C	1B	2B	3B	SS	LF	CF	RF	P
New Mexico St. (1)	Schaper	Peyton	Martens	Cheek	Reed	Hinz	Vick	Rainwater	Rethlake
New Mexico St. (2)	Schaper	Rethlake	Martens	Cheek	Reed	Hinz	Rainwater	Vick	Spellman
New Mexico St. (3)	Metzger	Schaper	Martens	Cheek	Reed	Hinz	Rainwater	Vick	Rethlake
San Diego State	Schaper	Rethlake	Martens	Cheek	Reed	Vick	Rainwater	Hinz	Baalman
Cal State Fullerton	Metzger	Schaper	Martens	Cheek	Reed	Vick	Rainwater	Hinz	Rethlake
North Dakota State	Schaper	Rethlake	Martens	Cheek	Reed	Vick	Rainwater	Hinz	Humes
Cal State Fullerton	Schaper	Rethlake	Martens	Cheek	Reed	Hinz	Rainwater	L. Johnson	Baalman
Minnesota	Metzger	Schaper	Martens	Cheek	Reed	Vick	Rainwater	Hinz	Rethlake
Duke	Schaper	Rethlake	Peyton	Cheek	Reed	Vick	Rainwater	Hinz	Baalman
Bradley	Schaper	Rethlake	Peyton	Cheek	Reed	Hinz	Vick	L. Johnson	Humes
Harvard	Metzger	Rethlake	Martens	Cheek	Reed	Vick	Rainwater	Hinz	Spellman
Purdue	Metzger	Rethlake	Martens	Cheek	Reed	Vick	Rainwater	Hinz	Humes
Dayton	Schaper	Rethlake	Martens	Cheek	Reed	Vick	Rainwater	Hinz	Humes
Ohio	Metzger	Schaper	Martens	Cheek	Reed	Vick	Rainwater	Hinz	Rethlake
SEMO	Schaper	Rethlake	Martens	Cheek	Reed	Vick	Hinz	L. Johnson	Spellman
SEMO	Metzger	Rethlake	Martens	Cheek	Reed	Vick	Rainwater	Hinz	Humes
Ohio	Metzger	Rethlake	Peyton	Cheek	Reed	Vick	Rainwater	Hinz	Baalman
SIUE	Schaper	Rethlake	Martens	Cheek	Reed	Vick	Rainwater	Hinz	Todd
Florida (1)	Schaper	Peyton	Martens	Cheek	Reed	Vick	Rainwater	Hinz	Rethlake
Florida (2)	Schaper	Rethlake	Martens	Cheek	Reed	Vick	Rainwater	Hinz	Baalman
Florida (3)	Schaper	Rethlake	Martens	Cheek	Reed	Vick	Hinz	L. Johnson	Humes
Northern Illinois	Metzger	Peyton	Martens	Cheek	Reed	Vick	Rainwater	Hinz	Rethlake
Indiana	Schaper	Rethlake	Martens	Cheek	Reed	Vick	Rainwater	Hinz	Baalman
LSU (1)	Schaper	Rethlake	Martens	Cheek	Reed	Vick	Rainwater	Hinz	Baalman
LSU (2)	Schaper	Rethlake	Martens	Cheek	Reed	Vick	Rainwater	Hinz	Humes
Auburn (1)									
Auburn (2)									
Auburn (3)									
Ohio State									
Alabama (1)									
Alabama (2)									
Alabama (3)									
Eastern Kentucky									
Louisville									
MTSU (1)									
MTSU (2)									
Eastern Kentucky									
Texas A&M (1)									
Texas A&M (2)									
Texas A&M (3)									
Western Kentucky									
Georgia (1)									
Georgia (2)									
Georgia (3)									
Northern Kentucky									
Morehead State									
Tennessee (1)									
Tennessee (2)									
Tennessee (3)									
South Carolina (1)									
South Carolina (2)									
South Carolina (3)									

2018 STARTS BY BATTING ORDER

Player	1	2	3	4	5	6	7	8	9
Grace Baalman	.	.	.	.	.	.	.	.	.
Abbey Cheek	.	.	1	4	11	8	.	.	.
Kelsee Henson	.	.	.	.	.	.	1	.	.
Brooklin Hinz	.	.	1	.	3	6	5	4	4
Hannah Huffman	.	.	.	.	.	.	.	.	.
Autumn Humes	.	.	.	.	.	.	.	1	.
Lauren Johnson	.	.	1	.	.	1	.	3	3
Kalia Johnson	.	.	.	.	.	.	.	.	.
Alex Martens	.	1	6	1	5	6	3	.	.
Rachael Metzger	.	.	.	.	.	.	5	2	.
Kierston Moore	.	.	.	.	.	.	.	.	.
Mallory Peyton	.	.	.	.	.	3	9	1	1
Sarah Rainwater	.	.	.	.	.	.	1	11	8
Katie Reed	9	.	13	1	1	.	.	.	.
Erin Rethlake	.	19	.	.	.	.	.	1	5
Ashley Ruiz	.	.	.	.	.	.	.	.	.
Jenny Schaper	.	.	2	18	4	.	.	.	.
Larissa Spellman	.	.	.	.	.	.	.	.	.
Bethany Todd	.	.	.	.	.	.	.	.	.
Bailey Vick	15	4	.	.	.	.	.	1	3

STARTS BY POSITION IN 2018 (CAREER)

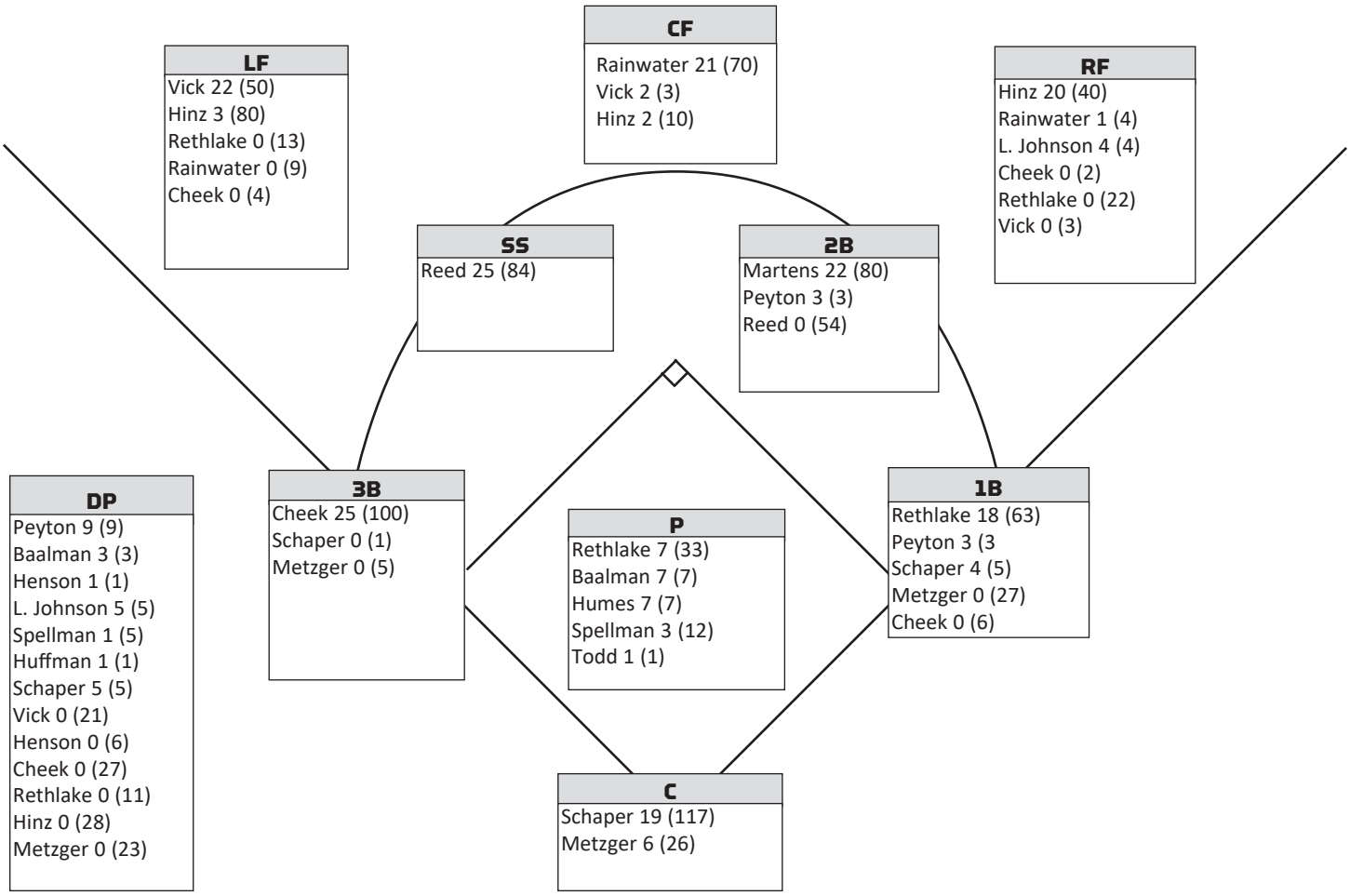

2018 TEAM GAME-BY-GAME HITTING

Opponent	AB	R	H	RBI	2B	3B	HR	TB	BB	SB	CS	HBP	SAC	SFG	DP	K	PO	E	LOB	Avg
New Mexico St. (1)	31	9	8	7	2	0	3	19	2	1	0	0	0	0	0	3	18	1	3	.258
New Mexico St. (2)	30	6	9	6	1	0	0	10	1	0	1	1	1	0	0	4	18	0	6	.279
New Mexico St. (3)	33	10	12	10	1	0	4	25	1	0	1	2	0	0	0	2	21	0	5	.309
San Diego State	29	5	11	4	1	0	0	12	2	0	2	1	2	0	0	3	21	2	5	.325
Cal State Fullerton	26	10	13	9	0	0	1	16	2	0	3	0	0	1	1	2	15	2	5	.356
North Dakota State	25	2	5	1	1	0	0	6	2	0	3	0	0	1	0	1	21	0	5	.333
Cal State Fullerton	21	11	9	11	2	0	2	17	5	1	2	2	0	0	0	3	15	0	3	.344
Minnesota	22	1	3	1	1	0	0	4	2	0	1	0	0	0	1	2	18	2	2	.323
Duke	25	5	8	3	0	0	1	11	1	0	1	1	0	0	0	3	21	0	3	.322
Bradley	34	11	15	6	3	1	0	20	7	0	8	0	1	2	0	3	21	1	12	.337
Harvard	28	9	13	7	1	0	0	14	7	0	6	0	1	0	0	3	21	2	9	.349
Purdue	24	5	7	3	1	0	1	11	2	0	2	2	0	0	0	4	21	1	3	.345
Dayton	25	4	9	4	0	2	0	13	2	0	3	2	0	1	0	3	21	8	6	.346
Ohio	30	5	9	5	2	2	1	18	1	0	0	0	1	0	1	5	21	0	7	.342
SEMO	24	4	7	4	0	1	0	9	1	0	0	0	1	2	0	2	21	0	6	.339
SEMO	32	11	12	11	1	0	3	22	2	0	1	0	2	1	0	3	21	1	5	.342
Ohio	25	11	14	10	3	0	2	23	1	0	2	0	2	0	0	1	15	0	5	.353
SIUE	26	4	8	4	0	0	1	11	1	0	1	0	1	0	0	2	21	1	8	.351
Florida (1)	21	0	0	0	0	0	0	0	1	0	0	0	0	0	0	13	18	1	1	.337
Florida (2)	26	2	6	2	0	0	1	9	0	0	0	0	1	1	0	10	19	0	5	.331
Florida (3)	23	0	4	0	1	0	0	5	1	0	1	1	0	0	1	9	18	0	3	.325
Northern Illinois	27	8	11	8	2	2	1	20	4	0	1	0	0	1	0	1	21	2	6	.329
Indiana	25	15	11	15	3	0	1	17	9	0	6	0	0	0	0	7	15	1	7	.333
LSU (1)	23	4	6	4	0	0	2	12	1	0	0	0	0	0	0	10	21	1	2	.331
LSU (2)	22	2	6	2	1	0	0	7	3	0	2	0	0	1	1	1	21	0	6	.329
Auburn (1)																				
Auburn (2)																				
Auburn (3)																				
Ohio State																				
Alabama (1)																				
Alabama (2)																				
Alabama (3)																				
Eastern Kentucky																				
Louisville																				
MTSU																				
MTSU																				
Eastern Kentucky																				
Texas A&M (1)																				
Texas A&M (2)																				
Texas A&M (3)																				
Western Kentucky																				
Georgia (1)																				
Georgia (2)																				
Georgia (3)																				
Northern Kentucky																				
Morehead State																				
Tennessee (1)																				
Tennessee (2)																				
Tennessee (3)																				
South Carolina (1)																				
South Carolina (2)																				
South Carolina (3)																				

2017 HOME RUN TRACKER

#	Player	Game#	Date	Opp.	Pitcher	On-base	Inning	Outs	Count	Score	Final
1.	Katie Reed	1	Feb 10	New Mexico St.	Green, K	* 0...	5	0	0-1	4-10	L, 9-12
2.	Alex Martens	1	Feb 10	New Mexico St.	De La Roca	..2.	7	1	0-1	5-12	L, 9-12
3.	Abbey Cheek	1	Feb 10	New Mexico St.	Bongi, M	0...	7	1	2-1	8-12	L, 9-12
4.	Abbey Cheek (2)	3	Feb 11	New Mexico St.	Diaz, S	.1..	3	2	1-0	1-2	W, 10-2
5.	Jenny Schaper	3	Feb 11	New Mexico St.	De La Roca	.1..	5	1	0-0	3-2	W, 10-2
6.	Katie Reed (2)	3	Feb 11	New Mexico St.	De La Roca	.1..	7	1	1-2	5-2	W, 10-2
7.	Abbey Cheek (3)	3	Feb 11	New Mexico St.	De La Roca	..2.	7	1	2-0	7-2	W, 10-2
8.	Jenny Schaper (2)	5	Feb 16	vs. Fullerton	H. Johnson	.1..	3	1	3-2	2-1	W, 10-2
9.	Abbey Cheek (4)	7	Feb 17	vs. Fullerton	S. Frost	..2.	4	2	1-1	7-0	W, 11-0
10.	Ashley Ruiz	7	Feb 17	vs. Fullerton	N. Rodman	0...	4	2	2-1	10-0	W, 11-0
11.	Mallory Peyton	9	Feb 23	vs Duke	A. Wiercioch	0...	2	2	2-0	0-1	W, 5-1
12.	Abbey Cheek (5)	12	Feb 25	vs Purdue	Moody, K.	* 0...	6	0	3-1	4-3	W, 5-3
13.	Jenny Schaper (3)	14	Mar 03	at Ohio	STIENE, D.	.1..	5	2	1-1	3-0	W, 5-3
14.	Rachael Metzger	16	Mar 04	SEMO	KRUMREY	.1..	2	0	1-2	1-0	W, 11-2
15.	Abbey Cheek (6)	16	Mar 04	SEMO	ROOK	..2.	5	0	1-1	5-2	W, 11-2
16.	Mallory Peyton (2)	16	Mar 04	SEMO	ROOK	..2.	7	2	0-1	8-2	W, 11-2
17.	Mallory Peyton (3)	17	Mar 04	Ohio	VILLANUEVA	* 0...	3	0	2-2	5-0	W, 11-1
18.	Alex Martens (2)	17	Mar 04	Ohio	VILLANUEVA	..2.	4	2	0-0	8-0	W, 11-1
19.	Abbey Cheek (7)	18	Mar 06	SIUE	INGLES	0...	4	1	2-0	1-1	W, 4-1
20.	Alex Martens (3)	20	Mar 10	at Florida	Ocasio	* 0...	3	0	2-1	2-1	L, 3-2
21.	Jenny Schaper (4)	22	Mar 13	Northern Illinois	Frenz	0...	6	2	2-1	7-2	W, 8-4
22.	Brooklin Hinz	23	Mar 14	Indiana	Trainer	.1..	3	1	0-0	15-0	W, 15-1
23.	Alex Martens (4)	24	Mar 17	#8 LSU	Hoover	.1..	1	1	2-1	2-0	W, 4-1
24.	Abbey Cheek (8)	24	Mar 17	#8 LSU	Hoover	0...	4	2	1-2	3-0	W, 4-1

Solo	2-Run	3-Run	Grand Slam	Total Runs from Homers
10	8	6	0	44

HEAD COACH RACHEL LAWSON (11TH SEASON)

When Rachel Lawson was named head coach of the University of Kentucky softball team in July 2007 she saw a program poised for success. She knew athletics director Mitch Barnhart and the rest of UK's administration would give her unwavering support, and most importantly she knew the Big Blue Nation would provide the home-field advantage necessary for her team to compete in the Southeastern Conference.

Entering her 11th season as UK's head coach in 2018, Lawson's vision for the UK softball program has started to become a realization. The winningest head coach in program history has not only lead UK to its first-ever appearance in the Women's College World Series, five NCAA Super Regionals the lastsix seasons, including a program-best 50 wins in 2014, but UK's administration come through on their promise and commitment to softball by providing Lawson with one of the nation's greatest collegiate softball facilities in the $9.5 million John Cropp Stadium.

She became the first coach in program history to eclipse 300 wins at Kentucky against Ole Miss on March 19 in a 3-1 win at John Cropp Stadium in Lexington.

Lawson and Co. have made sure the beautiful stadium has seen lots of wins over the past few seasons as UK had had some of its three most successful seasons in program history each of the last four years. In 2014, Lawson guided Kentucky to the Women's College World Series behind 50 wins. The Wildcats also set single-season records in at-bats, runs scored, doubles, home runs, RBI, total bases, walks, fielding percentage, putouts, lowest ERA and strikeouts. UK, which advanced to the program's first SEC Tournament Championship, started the season with a program-best 12 straight wins.

Four of the last five seasons, Lawson has led the Wildcats to a national seed in the NCAA Tournament. The school's first-ever national seed was in 2013 - and UK hosted an NCAA Regional for the first time ever. Kentucky, which has made the NCAA Tournament each of the last nine seasons, is one of just 18 schools nationally to claim that honor.

Lawson helped guide Kentucky to its best regular season in program history in 2016, winning 43 games in the regular season, ending with a No. 9 national seed in the NCAA Tournament, a new program best. The Wildcats earned the right to host the NCAA Tournament for the third time in the last four seasons at John Cropp Stadium in Lexington. Lawson was named the 2016 SEC Coach of the Year, and joined Kelsey Nunley (SEC Pitcher of the Year) as the first two Kentucky winners of those awards.

The 2016 team finished with some of the best pitching numbers in program history, setting school records in the circle for lowest team ERA (1.71), lowest opponent batting average (.191), fewest runs allowed (130), fewest earned runs allowed (98), fewest hits allowed (280) and fewest doubles allowed (44)

Now entering her 11th season in 2018, Lawson has won 451 career games at the head of the dugout and has earned her first-career NFCA First Team All-American in 2016 when Kelsey Nunley was named to the elite squad as a pitcher. Nunley became the second All-American in program history (Molly Johnson, 2nd Team), and the first to be named to the First Team. Katie Reed was named an NFCA All-American in 2017, for two in two years.

Sitting at 361-232 in her 10 seasons at Kentucky, Lawson is the winningest head coach in school history and already has more wins in SEC play than UK had all told as a program when she took over in 2007. UK finished the 2014 season ranked sixth in both national listings for its best final ranking ever. In 2013, Kentucky was ranked in the top 14 of both collegiate softball rankings for the second time in school history with nine wins over ranked teams. In her 10 seasons at Kentucky, Lawson has defeated over 75 ranked foes, including 42 wins vs. top-10 teams and 27 against top-five teams. UK has made the Super Regionals in four of the last five seasons.

Lawson's 2013 squad set the stage for the 2014 run to the Women's College World Series, setting several school records, including a then-program record 41 wins. All told, Lawson has directed the Wildcats to 30 or more victories in nine-straight seasons, which also resonates as a program record. In her 10 years with Kentucky, Lawson has helped UK players earn 37 All-SEC honors and 25 SEC Player of the Week honors.

Lawson's impact on the UK program is obviously, but her ability to develop players sometimes gets overshadowed by her impressive credentials in handling the day-to-day running of a program. Lawson, who serves as the pitching coach for the Wildcats, has guided three different pitchers to

throw no-hitters against top-25 teams in just the last four seasons alone. In all, UK has 17 career no-hitters - all of which have come under Lawson's tenure - including two perfect games.

Kentucky's 2012 season was highlighted by an impressive second-half surge with upsets of 12 ranked opponents, a then Lawson-best fifth place finish in SEC action, a program-record six captured conference series and a senior class who became the first class in school history to tally a .500 record or better in each of their four seasons of play.

The end of the 2012 season also marked the conclusion of some of the best individual careers in UK history as Lawson helped pitcher Chanda Bell become the first player in school history to record 200-plus strikeouts all four seasons, while slugger Brittany Cervantes is the school's leading home run hitter. Pitcher/infielder Rachel Riley also excelled under Lawson, ranking top 10 in school history in field percentage and nearly every pitching category.

In 2011, Lawson directed the Wildcats to their first NCAA Super Regional appearance and finished the season ranked No.12 in the country. The 2011 team earned a 40-16 overall record to set a new single-season standard for wins in a season before Lawson's 2013 team posted 41. UK appeared in the national rankings for a school-record 14 consecutive weeks, defeated 12 top-25 ranked opponents, captured five SEC series and became a national story with a dramatic postseason run which included a seventh-inning rally to knock off the nation's No. 2 team in Michigan in Ann Arbor to advance to Super Regionals.

The 2011 Wildcats shattered 12 single-season UK records, including home runs (65), RBI (275) and batting average (.275). Individually, the Wildcats had a school-record five players earn National Fastpitch Coaches Association All-Region honors in Meagan Aull, Cervantes, Kara Dill, Riley and Megan Yocke. Following the end of the impressive 2011 season, Lawson was rewarded with a five-year contract extension keeping her at the helm of the Wildcat program through 2016. That contract has been extended several times since, including June of 2014, which keeps Lawson in UK blue through the 2020 season.

In 2010, the Wildcats charted a 32-27 record and entered into the national rankings for the first time in program history, while also knocking off five top-seven ranked opponents on the year. Behind the pitching tandem of sophomores Riley and Bell, the Wildcats broke school records in nearly every pitching category. Kentucky's offense continued to make strides as well with improvements in batting average, home runs, RBI and sacrifice hits for the third consecutive season under the direction of Law-

HEAD COACH RACHEL LAWSON (11TH SEASON)

Lawson's impact on the program was immediate as many Wildcats broke into the school record books under her tutelage. Pitcher Amber Matousek became the first pitcher in 10 years to record 10 or more strikeouts in a game when the sophomore right-hander achieved the feat three times in the season. Johnson set the school record for most doubles (20) in a season, while rocketing up the school charts for career home runs, doubles, batting average, slugging percentage and on-base percentage.

During the season the head coach also charted her 100th career victory in a 5-1 UK triumph over Eastern Illinois on March 1. Lawson became the winningest head coach in program history on April 10, 2013 with win No. 182 against Eastern Kentucky in Richmond, Ky.

Lawson became just the third head coach in the history of the Kentucky softball program after spending three seasons at Western Kentucky. She also served as an assistant coach at Maryland from 1996-2002 and was the associate head coach of the Philadelphia Force professional team in 2006.

Lawson tallied a record of 92-84 (.523) during her tenure with the Hilltoppers. In her first season at WKU, she led the Toppers to a spot in the Sun Belt Conference Tournament championship game. Picked to finish last in the preseason poll, WKU tied for second in the conference standings after setting a school record with 12 Sun Belt victories. The Billings, Mont., native led WKU to a 33-24 record in 2005 and reached the 30-win plateau again in 2007.

Lawson and the Hilltoppers battled nine NCAA Regional participants in 2006, including four teams ranked in the top 25, while finishing third in the Sun Belt regular-season play. She guided the squad to wins over perennial powers Long Beach State, South Florida, Mississippi Valley, as well as No. 13 Louisiana-Lafayette and No. 21 Louisville. In fact, then-freshman pitcher Ryan Rogge tossed the school's third no hitter against the Ragin' Cajuns in WKU's 8-0 victory.

The win handed UL its first run-rule defeat in an SBC contest. Three Hilltoppers - Lathrop, Rolfs and Rogge - each earned SBC Player- and Pitcher-of-the-Week honors throughout the season, as Rolfs and outfielder Alana Towns notched all-conference honors.

Lawson was a two-time all-conference player at Massachusetts, where she was part of a program that advanced to the 1992 Women's College World Series, and has seven years experience as an assistant coach at Maryland.

During her four-year career at UMass, Lawson helped the Minutewomen post a combined record of 142-68 (67.6 percent) including a 39-3 (92.9 percent) Atlantic 10 mark. In addition to the 1992 WCWS appearance, she was a part of squads that also advanced to the NCAA Tournament her freshman season, won three A-10 Tournament titles and claimed the league regular-season championship four straight years.

Lawson was honored individually for her accomplishments on and off the field. She was both an All-Conference and All-Atlantic 10 Tournament performer in 1992 and 1994, and was also named to the A-10 Academic all-conference squad following each of her final two seasons.

Lawson joined the Maryland staff in 1996 and helped the Terrapins post six winning seasons in her seven years in College Park. Her responsibilities included recruiting, scheduling, organizing practice and travel, as well as running camps and clinics. In 1999, Lawson and company were selected the National Fastpitch Coaches Association Mid-Atlantic Coaching Staff of the Year after leading the Terrapins to a 51-23 record, their first ACC regular-season title and the championship game of the NCAA Region II Tournament.

During her time at Maryland, Lawson helped eight individuals earn NFCA all-region accolades -- with an All-America honoree in 1999 -- and nine players collected all-conference honors.

A 1994 graduate of Massachusetts with a degree in exercise science, Lawson also earned her master's degree in sports management from UMass in 1998. She is the daughter of Elaine and Gerald Lawson and has 12 siblings.

Before Lawson	Team	During Lawson
11	Seasons	10
1	Winning Seasons	9
242 (.373)	Wins. (Pct.)	380 (.612)
64	SEC Wins	120
11	Wins vs. Top 25	86
0	NCAA Tournaments	9
0	Super Regionals	5
0	WCWS	1
4	All-SEC Honors	37
94	SEC Academic Honor Roll Honorees	152

Year	Team	Overall Record	Conference Record
2005	Western Kentucky	33-24	11-8
2006	Western Kentucky	29-28	8-7
2007	Western Kentucky	30-32	11-13
2008	Kentucky	17-37	3-25
2009	Kentucky	34-23	13-14
2010	Kentucky	32-27	13-15
2011	Kentucky	40-16	14-9
2012	Kentucky	30-30	15-13
2013	Kentucky	41-21	13-11
2014	Kentucky	50-19	13-11
2015	Kentucky	32-26	5-19
2016	Kentucky	46-14	17-7
2017	Kentucky	39-19	12-12
2018	Kentucky	19-6	2-3
Total	**14 Seasons**	**470-320**	**180-167**
At Kentucky		380-238	119-139
At WKU		92-84	30-31

2008-Present: Kentucky, Head Coach
2005-07: Western Kentucky, Head Coach
2006: Associate Head Coach, Philadelphia Force
1996-2002: Assistant Coach, Maryland

CAREER RECORDS

Games Played

1.	Leslie Kwiatkowski	254	(1998-2001)
2.	Tiffany Kruse	252	(1998-2001)
3.	Griffin Joiner	249	(2012-2015)
	Christian Stokes	249	(2013-2016)
5.	Sylver Samuel	244	(2013-2016)
6.	Nikki Sagermann	242	(2013-2016)
7.	Andy Eilertson	239	(1999-2002)
8.	Lauren Cumbess	236	(2011-2014)
	Maisie Steed	236	(2013-2016)
10.	Emily Jolly	235	(2011-2014)

HITTING

Hits

1.	Leslie Kwiatkowski	285	(1998-2001)
2.	Nikki Jones	268	(2000-2003)
3.	Molly Johnson	264	(2007-2010)
4.	Lyndsey Angus	239	(2000-2003)
5.	Tiffany Kruse	224	(1998-2001)
	Natalie Smith	224	(2007-2010)
7.	Griffin Joiner	212	(2012-2015)
8.	Meagan Aull	211	(2008-2011)
9.	Kara Dill	201	(2010-2013)
10.	Angie Del Pozzo	197	(1999-2002)

Runs Batted In

1.	Brittany Cervantes	161	(2009-2012)
2.	Griffin Joiner	143	(2012-2015)
3.	Leslie Kwiatkowski	137	(1998-2001)
4.	Molly Johnson	135	(2007-2010)
5.	Nikki Sagermann	121	(2013-2016)
5.	Lauren Cumbess	118	(2011-2014)
	Tiffany Kruse	118	(1998-2001)
7.	Megan Yocke	115	(2008-2011)
8.	Katie Campbell	112	(2004-2007)
9.	Lyndsey Angus	111	(2000-2003)
10.	Angie Del Pozzo	103	(1999-2002)

Batting Average (min. 200 at bats)

1.	Molly Johnson	.389	(2007-2010)
2.	Nikki Jones	.365	(2000-2003)
3.	Lyndsey Angus	.360	(2000-2003)
4.	Leslie Kwiatkowski	.351	(1998-2001)
5.	Kara Dill	.330	(2010-2013)
6.	Natalie Smith	.329	(2007-2010)
7.	Abbey Cheek	.324	(2016-Pres.)
8.	Brooke Marnitz	.320	(2004-2007)
9.	Megan Yocke	.315	(2008-2011)
10.	Sylver Samuel	.309	(2013-2016)

Doubles

1.	Molly Johnson	56	(2007-2010)
2.	Leslie Kwiatkowski	47	(1998-2001)
3.	Lyndsey Angus	44	(2000-2003)
4.	Brittany Cervantes	42	(2009-2012)
	Tiffany Kruse	42	(1998-2001)
	Griffin Joiner	42	(2012-2015)
7.	Angie Del Pozzo	38	(1999-2002)
8.	Lauren Cumbess	37	(2011-2014)
9.	Meagan Aull	36	(2008-2011)
10.	Christian Stokes	34	(2013-2016)

Triples

1.	Leslie Kwiatkowski	20	(1998-2001)
2.	Tiffany Kruse	18	(1998-2001)
3.	Nikki Jones	12	(2000-2003)
4.	Meghan Cooper	10	(2002-2006)
	Angie Del Pozzo	10	(1999-2002)
	Molly Johnson	10	(2007-2010)
	Megan Yocke	10	(2008-2011)
8.	Kara Dill	9	(2010-2013)
	Jessica Nance	9	(2002-2005)
	Natalie Smith	9	(2007-2010)

Walks

1.	Griffin Joiner	131	(2012-2015)
2.	Megan Yocke	122	(2008-2011)
	Nikki Sagermann	122	(2013-2016)
4.	Brittany Cervantes	118	(2009-2012)
5.	Lyndsey Angus	98	(2000-2003)
6.	Destinee Mordecai	89	(2007-2010)
7.	Maisie Steed	84	(2013-2016)
8.	Brooke Marnitz	77	(2004-2007)
9.	Christian Stokes	70	(2013-2016)
10.	Samantha DeMartine	71	(2008-2011)

At-Bats

1.	Leslie Kwiatkowski	811	(1998-2001)
2.	Tiffany Kruse	764	(1998-2001)
3.	Nikki Jones	734	(2000-2003)
4.	Griffin Joiner	700	(2012-2015)
5.	Meagan Aull	691	(2008-2011)
6.	Natalie Smith	681	(2007-2010)
7.	Molly Johnson	678	(2007-2010)
8.	Christian Stokes	676	(2013-2016)
8.	Angie Del Pozzo	664	(1999-2002)
	Andy Eilertson	664	(1999-2002)
10.	Lauren Cumbess	663	(2011-2014)
	Lyndsey Angus	663	(2000-2003)

Runs Scored

1.	Molly Johnson	161	(2007-2010)
2.	Leslie Kwiatkowski	145	(1998-2001)
3.	Brittany Cervantes	139	(2009-2012)
4.	Nikki Jones	138	(2000-2003)
5.	Lyndsey Angus	136	(2000-2003)
	Megan Yocke	136	(2008-2011)
7.	Christian Stokes	125	(2013-2016)
8.	Kara Dill	119	(2010-2013)
	Sylver Samuel	119	(2013-2016)
10.	Meagan Aull	117	(2008-2011)

Home Runs

1.	Brittany Cervantes	48	(2009-2012)
2.	Griffin Joiner	35	(2012-2015)
	Molly Johnson	35	(2007-2010)
4.	Nikki Sagermann	34	(2013-2016)
5.	Brooke Marnitz	31	(2004-2007)
6.	Katie Campbell	30	(2004-2007)
7.	Christian Stokes	27	(2013-2016)
8.	Lauren Cumbess	26	(2011-2014)
9.	Megan Yocke	25	(2008-2011)
	Maisie Steed	25	(2013-2016)

Slugging Pct. (min. 200 at bats)

1.	Molly Johnson	.656	(2007-2010)
2.	Abbey Cheek	.581	(2016-Pres.)
3.	Brittany Cervantes	.577	(2009-2012)
4.	Brooke Marnitz	.575	(2004-2007)
5.	Nikki Sagermann	.523	(2013-Pres.)
6.	Griffin Joiner	.519	(2012-2015)
7.	Leslie Kwiatkowski	.518	(1998-2001)
	Megan Yocke	.518	(2008-2011)
9.	Lyndsey Angus	.510	(2000-2003)
10.	Katie Campbell	.500	(2004-2007)

Total Bases

1.	Molly Johnson	445	(2007-2010)
2.	Leslie Kwiatkowski	420	(1998-2001)
3.	Brittany Cervantes	370	(2009-2012)
4.	Griffin Joiner	363	(2012-2015)
5.	Lyndsey Angus	338	(2000-2003)
6.	Tiffany Kruse	323	(1998-2001)
7.	Megan Yocke	322	(2008-2011)
8.	Nikki Sagermann	320	(2013-2016)
9.	Christian Stokes	313	(2013-2016)
10.	Nikki Jones	312	(2000-2003)

Stolen Bases

1.	Sylver Samuel	84	(2013-2016)
2.	Leslie Kwiatkowski	82	(1998-2001)
3.	Meagan Aull	71	(2008-2011)
4.	Beth Fogel	70	(1999-2002)
5.	Molly Johnson	66	(2007-2010)
6.	Jessica Nance	64	(2002-2005)
7.	Kara Dill	57	(2010-2013)
8.	Nikki Jones	35	(2000-2003)
9.	Angie Dal Pozzo	32	(1999-2002)
10.	Megan Yocke	29	(2008-2011)
	Maisie Steed	29	(2013-2016)

FIELDING

Fielding Pct. (min. 100 chances)

1.	Jenny Schaper	.995	(2016-Pres.)
2.	Griffin Joiner	.992	(2012-2015)
	Megan Yocke	.992	(2008-2011)
4.	Lauren Cumbess	.985	(2011-2014)
	Jamie Dardis	.985	(2000-2002)
6.	Maisie Steed	.984	(2013-2016)
7.	Sam. DeMartine	.983	(2008-2011)
8.	Lorie Horner	.982	(1997-2098)

CAREER RECORDS

Katie Campbell	.982	(2004-2007)
10. Alli Eckman	.981	(2005-2007)

Putouts

1.	Griffin Joiner	1,557	(2012-2015)
2.	Megan Yocke	1,203	(2008-2011)
3.	Megan Glenn	1,117	(2003-2006)
4	Maisie Steed	1,051	(2013-2016)
5.	Sam. DeMartine	1,041	(2008-2011)
6.	Andy Eilertson	1,038	(1999-2002)
7.	Lauren Cumbess	931	(2011-2014)
8.	Katie Campbell	664	(2004-2007)
9.	Lyndsey Angus	662	(2000-2003)
10.	Nikki Jones	619	(2000-2003)

Assists

1.	Angie Del Pozzo	552	(1999-2002)
2.	Christian Stokes	517	(2013-2016)
3.	Molly Johnson	510	(2007-2010)
4.	Rachel Friberg	475	(2001-2004)
5.	Meghan Cooper	452	(2002-2006)
6.	Nikki Sagermann	450	(2013-2016)
7.	Nikki Jones	416	(2000-2003)
8.	Brittany Cervantes	374	(2009-2012)
9.	Brooke Marnitz	364	(2004-2007)
10.	Andy Eilertson	294	(1999-2002)

PITCHING

Appearances

1.	Kelsey Nunley	171	(2013-2016)
2.	Keary Camunas	158	(1997-2000)
3.	Chanda Bell	143	(2009-2012)
4.	Amy Kendall	133	(2003-2006)
5.	Meagan Prince	122	(2013-2017)
6.	Jennifer Howland	105	(1999-2002)
7.	Rachel Riley	97	(2009-2012)
8.	Amber Matousek	90	(2007-2010)
9.	Morgan Marr	80	(2000-2002)
10.	Meghan Cooper	75	(2002-2006)

Innings Pitched

1.	Kelsey Nunley	943.1	(2013-2016)
2.	Keary Camunas	897.2	(1997-2000)
3.	Chanda Bell	724.0	(2009-2012)
4.	Amy Kendall	586.0	(2003-2006)
5.	Meagan Prince	525.1	(2014-2017)
6.	Rachel Riley	477.1	(2009-2012)
7.	Jennifer Howland	476.2	(1999-2002)
8.	Amber Matousek	442.0	(2007-2010)
9.	Morgan Marr	371.0	(2000-2002)
10.	Meghan Cooper	340.2	(2002-2006)

Games Started

1.	Keary Camunas	137	(1997-2000)
2.	Kelsey Nunley	117	(2013-2016)
3.	Chanda Bell	105	(2009-2012)
4.	Amy Kendall	84	(2003-2006)
5.	Amber Matousek	77	(2007-2010)
6.	Jennifer Howland	74	(1999-2002)
7.	Meagan Prince	73	(2014-2017)
8.	Morgan Marr	61	(2000-2002)
9.	Lauren Cumbess	57	(2011-2014)
	Rachel Riley	57	(2009-2012)

ERA (min. 100 IP)

1.	Kelsey Nunley	1.96	(2013-2016)
2.	Meagan Prince	2.37	(2014-2017)
3.	Keary Camunas	2.49	(1997-2000)
4.	Chanda Bell	2.55	(2009-2012)
5.	Rachel Riley	2.68	(2009-2012)
6.	Shannon Smith	2.75	(2014-2016)
7.	Lauren Cumbess	2.83	(2011-2014)
8.	Jessica Trueblood	2.99	(2006)
9.	Gretchen Prugh	3.03	(2004)
10.	Morgan Marr	3.08	(2000-2002)

Opponent Batting Avg. (min. 250 batters faced)

1.	Chanda Bell	.200	(2009-2012)
2.	Shannon Smith	.202	(2014-2017)
3.	Kelsey Nunley	.211	(2013-2016)
4.	Lauren Cumbess	.215	(2011-2014)
5.	Meagan Prince	.231	(2014-2017)
5.	Gretchen Prugh	.238	(2004)
7.	Keary Camunas	.247	(1997-2000)
8.	Rachel Riley	.255	(2009-2012)
9.	Jessica Trueblood	.258	(2006)

Strikeouts

1.	Chanda Bell	910	(2009-2012)
2.	Kelsey Nunley	809	(2013-2016)
3.	Keary Camunas	550	(1997-2000)
4.	Meagan Prince	446	(2014-2017)
5.	Amy Kendall	302	(2003-2006)
6.	Rachel Riley	259	(2009-2012)
7.	Lauren Cumbess	257	(2011-2014)
8.	Amber Matousek	252	(2007-2010)
9.	Shannon Smith	207	(2014-2017)
10.	Jennifer Howland	137	(1999-2002)

Wins

1.	Kelsey Nunley	92	(2013-2016)
2.	Chanda Bell	68	(2009-2012)
3.	Meagan Prince	63	(2014-2017)
4.	Keary Camunas	54	(1997-2000)
5.	Rachel Riley	40	(2009-2012)
6.	Amy Kendall	31	(2003-2006)
7.	Lauren Cumbess	29	(2011-2014)
	Morgan Marr	29	(2000-2002)
9.	Amber Matousek	28	(2007-2010)
10.	Jennifer Howland	27	(1999-2002)

Saves

1.	Kelsey Nunley	9	(2013-2016)
	Meagan Prince	9	(2014-2017)
3.	Chanda Bell	6	(2009-2012)
4.	Keary Camunas	5	(1997-2000)

SINGLE SEASON RECORDS

Games Played

1.	Joiner/Stokes/Sagermann/Samuel	69	(2014)
2.	Lauren Cumbess	67	(2014)
	Tiffany Kruse	67	(1999)
	Leslie Kwiatkowski	67	(1999)
3.	Jennifer Howland	66	(1999)
4.	Andy Eilertson	65	(2000)
	Nikki Jones	65	(2000)
	Tiffany Kruse	65	(2000)
7.	Leslie Kwiatkowski	64	(2000)

HITTING

Batting Average

1.	Nikki Jones	.442	(2002)
2.	Molly Johnson	.433	(2009)
3.	Molly Johnson	.401	(2008)
4.	Brooke Marnitz	.399	(2007)
5.	Leslie Kwiatkowski	.398	(2000)
6.	Nikki Jones	.388	(2003)
7.	Lyndsey Angus	.384	(2003)
8.	Kara Dill	.377	(2011)
9.	Molly Johnson	.375	(2010)
10.	Leslie Kwiatkowski	.372	(1999)

At-Bats

1.	Nikki Jones	212	(2000)
2.	Tiffany Kruse	208	(1999)
3.	Leslie Kwiatkowski	207	(1999)
4.	Leslie Kwiatkowski	206	(1998)
5.	Lauren Cumbess	203	(2014)
6.	Kara Dill	202	(2012)
7.	Jennifer Howland	201	(1999)
	Leslie Kwiatkowski	201	(2000)
	Lauren Cumbess	201	(2013)
10.	Tiffany Kruse	199	(2000)

Hits

1.	Molly Johnson	81	(2009)
2.	Leslie Kwiatkowski	80	(2000)
3.	Leslie Kwiatkowski	77	(1999)
4.	Tiffany Kruse	72	(1999)
5.	Katie Reed	71	(2017)
	Kara Dill	71	(2012)
	Nikki Jones	71	(2003)
	Leslie Kwiatkowski	71	(1998)
8.	Molly Johnson	69	(2010)

Doubles

1.	Molly Johnson	20	(2008)
2.	Tiffany Kruse	16	(2000)
	Leslie Kwiatkowski	16	(2001)
4.	Brittany Cervantes	15	(2012)
5.	Griffin Joiner	14	(2013)
	Molly Johnson	14	(2009)
7.	Christian Stokes	13	(2014)
	Lyndsey Angus	13	(2002)
	Alex Martens	13	(2017)
10.	Lauren Cumbess	12	(2013, 2014)
	Lyndsey Angus	12	(2000)
	Meagan Aull	12	(2009)
	Leslie Kwiatkowski	12	(1998)
	Brooke Marnitz	12	(2006)
	Brooklin Hinz	12	(2016)

Triples

1.	Tiffany Kruse	7	(2000)
2.	Angie Del Pozzo	6	(2001)
	Leslie Kwiatkowski	6	(2000)
	Leslie Kwiatkowski	6	(1998)
5.	Kara Dill	5	(2012)
	Nikki Jones	5	(2003)
	Tiffany Kruse	5	(1999)
	Megan Yocke	5	(2009)

Home Runs

1.	Brooke Marnitz	21	(2007)
2.	Brittany Cervantes	15	(2011)
3.	Abbey Cheek	12	(2017)
	Nikki Sagermann	13	(2014)
	Brittany Cervantes	13	(2012)
	Molly Johnson	13	(2010)
	Lauren Cumbess	13	2013)
	Katie Campbell	12	(2007)
	Amber Janneck	12	(2004)
10.	Griffin Joiner	11	(2015)
	MeganYocke	11	(2011)
10.	Griffin Joiner	10	(2013, 2014)
	Lauren Cumbess	10	(2014)
	Meagan Aull	10	(2011)
	Brittany Cervantes	10	(2010)
	Brittany Cervantes	10	(2009)
	Samantha DeMartine	10	(2011)
	Abbey Cheek	10	(2016)

Runs Batted In

1.	Brooke Marnitz	61	(2007)
2.	Brittany Cervantes	52	(2011)
	Abbey Cheek	52	(2016)
4.	Leslie Kwiatkowski	50	(2000)
5.	Nikki Sagermann	49	(2014)
6.	Griffin Joiner	43	(2015)
	Leslie Kwiatkowski	43	(1999)
	Lauren Cumbess	43	(2013)
9.	Katie Campbell	42	(2006)
10.	Lauren Cumbess	41	(2014)
	Griffin Joiner	41	2013)

Runs Scored

1.	Brittany Cervantes	55	(2011)
2.	Molly Johnson	53	(2009)
3.	Molly Johnson	48	(2010)
4.	Megan Yocke	47	(2011)
5.	Kara Dill	44	(2011)
6.	Leslie Kwiatkowski	43	(2000)
7.	Brooke Marnitz	42	(2007)
	Abbey Cheek	42	(2016)
8.	Meagan Aull	41	(2011)
9.	Leslie Kwiatkowski	40	(1999)
	Abbey Cheek	39	(2017)

Total Bases

1.	Brooke Marnitz	137	(2007)
2.	Molly Johnson	130	(2009)
3.	Molly Johnson	125	(2010)
4.	Leslie Kwiatkowski	117	(1999)
5.	Lauren Cumbess	116	2013)
6.	Leslie Kwiatkowski	115	(2000)
7.	Meagan Aull	112	(2011)
8.	Angie Del Pozzo	110	(2001)
9.	Lauren Cumbess	108	(2014)
	Brittany Cervantes	108	(2012)
11.	Brittany Cervantes	105	(2011)
	Molly Johnson	105	(2008)

Megan Yocke

SINGLE SEASON RECORDS

On-Base Pct.

1.	Molly Johnson	.498	(2009)
2.	Brittany Cervantes	.490	(2011)
3.	Megan Yocke	.483	(2011)
4.	Lyndsey Angus	.478	(2003)
5.	Molly Johnson	.472	(2008)
6.	Nikki Jones	.466	(2002)
7.	Brooke Marnitz	.454	(2007)
8.	Griffin Joiner	.451	(2014)
9.	Molly Johnson	.450	(2010)
10.	Lyndsey Angus	.444	(2002)

Slugging Pct.

1.	Brooke Marnitz	.895	(2007)
2.	Molly Johnson	.695	(2009)
3.	Molly Johnson	.679	(2010)
4.	Brittany Cervantes	.677	(2011)
5.	Molly Johnson	.669	(2008)
6.	Katie Campbell	.640	(2007)
7.	Becky Bishop	.632	(2007)
8.	Brittany Cervantes	.615	(2012)
9.	Rachel Riley	.611	(2011)
10.	Megan Yocke	.604	(2011)

Sacrifice Hits

1.	Beth Fogle	13	(2001)
	Megan Yocke	13	(2009)
3.	Lorie Melchi	12	(2003)
	Megan Yocke	12	(2010)
5.	Sarah Rainwater	11	(2017)
	Sylver Samuel	11	(2013, 2014)
	Michelle Bucci	11	(1997)
	Beth Fogle	11	(2000)
	Jennifer Howland	11	(1999)
	Stephanie Thompson	11	(1998)
	Megan Yocke	11	(2008)

Sacrifice Flies

1.	Alice O'Brien	5	2013)
2.	Nikki Sagermann	4	(2014)
	Lyndsey Angus	4	(2000)
	Rachel Friberg	4	(2002)
	Brooke Marnitz	4	(2004)
7.	Breanne Ray	3	(2017)
	Lauren Cumbess	3	(2014)
	Meagan Aull	3	(2011)
	Meagan Aull	3	(2009)
	Meghan Cooper	3	(2004)
	Angie Dal Pozzo	3	(2002)
	Andy Eilertson	3	(2000)
	Lorie Horner	3	(1997)
	Brooke Marnitz	3	(2007)
	Abbey Cheek	3	(2016)
	Katie Reed	3	(2016)

Stolen Bases

1.	Beth Fogle	34	(1999)
2.	Leslie Kwiatkowski	28	(2000)
3.	Meagan Aull	26	(2009)
4.	Molly Johnson	24	(2009)
5.	Sylver Samuel	23	(2016)
6.	Leslie Kwiatkowski	22	(1999)
7.	Sylver Samuel	21	(2013)
	Kara Dill	21	(2012)
	Jessica Nance	21	(2004)
10.	Sylver Samuel	20	(2014, 2015)
	Kara Dill	20	(2011)
	Molly Johnson	20	(2010)

Walks

1.	Brittany Cervantes	48	(2011)
2.	Griffin Joiner	47	(2014)
	Megan Yocke	47	(2011)
4.	Grffin Joiner	36	(2015)
5.	Nikki Sagermann	35	(2016)
6.	Maisie Steed	34	2013)
7.	Brittany Cervantes	33	(2012)
8.	Griffin Joiner	32	(2015)
9.	Brooke Marnitz	31	(2006)
10.	Nikki Sagermann	30	(2015)
	Ansley Smith	30	(2014)

Hit by Pitch

1.	Meghan Cooper	16	(2006)
2.	Ansley Smith	15	(2014)
3.	Emily Gaines	13	(2014)
4.	Griffin Joiner	12	(2012)
5.	Molly Johnson	10	(2008)
	Molly Johnson	10	(2009)
	Molly Johnson	10	(2010)
8.	Ansley Smith	9	(2015)
	Meagan Aull	9	(2009)
	Samantha DeMartine	9	(2011)
	Amber Janneck	9	(2005)
	Leslie Kwiatkowski	9	(2001)

FIELDING

Putouts

1.	Griffin Joiner	442	(2014)
2.	Jenny Schaper	399	(2016)
3.	Griffin Joiner	390	(2012)
4.	Jamie Dardis	382	(2000)
	Griffin Joiner	382	(2015)
6.	Megan Yocke	369	(2010)
7.	Megan Glenn	366	(2006)
8.	Samantha DeMartine	363	(2009)

Assists

1.	Christian Stokes	167	(2014)
	Angie Dal Pozzo	167	(2001)
3.	Abbey Cheek	152	(2017)
4.	Lindsay Houser	148	(1998)
5.	Angie Dal Pozzo	143	(1999)
	Molly Johnson	143	(2009)
7.	Nikki Sagermann	141	(2014)
	Katie Reed	141	(2017)
8.	Christian Stokes	140	(2015)
9.	Molly Johnson	131	2010)

Fielding Pct.

1.	Griffin Joiner	1.000	(2015)
	Emily Jolly	1.000	(2014)
	Maisie Steed	1.000	(2014)
	Meagan Aull	1.000	(2009)
	Michelle Bucci	1.000	(1999)
	Beth Fogle	1.000	(2002)
	Jennifer Howland	1.000	(2001)
7.	Griffin Joiner	.998	(2014)
8.	Megan Yocke	.997	(2011)
	Megan Yocke	.997	(2009)
	Jenny Schaper	**.997**	**(2017)**

SINGLE SEASON RECORDS

PITCHING

ERA (min. 10 appearances)

1.	Kelsey Nunley	1.27	(2016)
2.	Keary Camunas	1.68	(2000)
3.	Meagan Prince	1.85	(2016)
4.	Kelsey Nunley	1.88	(2014)
5.	Erin Rethlake	1.95	(2017)
6.	Lauren Cumbess	1.99	(2011)
7.	Meagan Prince	1.82	(2017)
8.	Lauren Cumbess	2.07	(2014)
9.	Kelsey Nunley	2.14	(2013)
10.	Chanda Bell	2.24	(2011)

Win-loss pct. (min. 10 appearances)

1.	Shannon Smith	1.000 (3-0)	(2016)
2.	Ellen Weaver	.857 (6-1)	(2011)
3.	Kelsey Nunley	.777 (21-6)	(2016)
	Meagan Prince	.777 (21-6)	(2016)
5.	Lauren Cumbess	.750 (6-2)	(2011)
6.	Lauren Cumbess	.731 (30-11)	(2014)
7.	Kelsey Nunley	.731 (30-11)	(2014)
8.	Rachel Riley	.722 (13-5)	(2011)
9.	Kelsey Nunley	.711 (27-11)	(2013)
10.	Meagan Prince	.700 (21-9)	(2017)

Wins

1.	Kelsey Nunley	30	(2014)
2.	Kelsey Nunley	27	(2013)
3.	Meagan Prince	21	(2017)
	Kelsey Nunley	21	(2016)
	Meagan Prince	21	(2016)
	Chanda Bell	19	(2009)
	Keary Camunas	19	(2000)
8.	Chanda Bell	18	(2010)
9.	Morgan Marr	17	(2001)
10.	Chanda Bell	16	(2012)

Saves

1.	Meagan Prince	5	(2017)
	Kelsey Nunley	5	(2015)
3.	Chanda Bell	4	(2012)
	Keary Camunas	4	(1999)
	Jessica Trueblood	4	(2006)
5.	Kelsey Nunley	2	(2013)
	Meghan Cooper	2	(2002)
	Jennifer Young	2	(2007)
	Meagan Prince	2	(2016)

Innings Pitched

1.	Kelsey Nunley	282.1	(2014)
2.	Kelsey Nunley	268.2	(2013)
3.	Keary Camunas	251.1	(1998)
4.	Amy Kendall	229.0	(2003)
5.	Keary Camunas	226.2	(1999)
6.	Keary Camunas	225.2	(2000)
7.	Chanda Bell	219.1	(2010)
8.	Kelsey Nunley	211.0	(2015)
9.	Morgan Marr	195.2	(2001)
10.	Keary Camunas	194.0	(1997)

Appearances

1.	Samantha Allen	49	(2005)
2.	Kelsey Nunley	47	2013)
3.	Kelsey Nunley	45	(2014)
4.	Keary Camunas	43	(1999)
5.	Kelsey Nunley	42	(2015)
6.	Keary Camunas	41	(2000)
	Meagan Prince	**41**	**(2017)**
8.	Keary Camunas	40	(1998)
	Amy Kendall	40	(2003)
10.	Chanda Bell	39	(2012)

Games Started

1.	Keary Camunas	37	(1998)
2.	Kelsey Nunley	36	(2014)
	Keary Camunas	36	(2000)
4.	Chanda Bell	34	(2010)
	Keary Camunas	34	(1999)
6.	Amy Kendall	32	(2003)
7.	Morgan Marr	31	(2001)
8.	Kelsey Nunley	30	(2015)
	Keary Camunas	30	(1997)
10.	Samantha Allen	29	(2005)
	Amber Matousek	29	(2008)

Complete Games

1.	Keary Camunas	33	(1998)
2.	Kelsey Nunley	31	(2014)
3.	Amy Kendall	29	(2003)
	Keary Camunas	28	(2000)
5.	Chanda Bell	26	(2010)
	Keary Camunas	26	(1999)
	Amber Matousek	26	(2008)
8.	Jessica Trueblood	25	(2006)
	Kelsey Nunley	25	(2013)
10.	Keary Camunas	23	(1997)
	Morgan Marr	23	(2001)

Shutouts

1.	Keary Camunas	9	(2000)
2.	Kelsey Nunley	7	(2014)
	Kelsey Nunley	7	(2016)
	Chanda Bell	7	(2011)
4.	Keary Camunas	6	(1998)
5.	Rachel Riley	5	(2010)
	Meagan Prince	5	(2016)
6.	Kelsey Nunley	4	(2015)
	Chanda Bell	4	(2010)
	Keary Camunas	4	(1999)
	Jennifer Howland	4	(2000)
	Rachel Riley	4	(2011)

Strikeouts

1.	Chanda Bell	288	(2010)
2.	Kelsey Nunley	219	(2014)
3.	Chanda Bell	216	(2009)
4.	Chanda Bell	205	(2011)
5.	Kelsey Nunley	203	(2016)
6.	Chanda Bell	201	(2012)
7.	Kelsey Nunley	194	(2015)
8.	Kelsey Nunley	193	(2013)
9.	Meagan Prince	175	(2017)
10.	Keary Camunas	164	(1999)

Opponent Batting Avg. (min. 200 at-bats)

1.	Chanda Bell	.175	(2011)
2.	Kelsey Nunley	.178	(2016)
3.	Lauren Cumbess	.193	(2012)
4.	Erin Rethlake	.197	(2017)
5.	Chanda Bell	.200	(2010)
6.	Lauren Cumbess	.201	(2011)
7.	Lauren Cumbess	.203	(2014)
8.	Chanda Bell	.208	(2012)
9.	Meagan Prince	.209	(2017)
10.	Kelsey Nunley	.213	(2014)

Keary Camunas

Jessica Trueblood

GAME RECORDS

HITTING

At-bats

6	Christian Stokes	vs. South Carolina	4/18/15
	Lauren Cumbess	at Ole Miss	4/13/14
	Kara Dill	at USC Upstate	2/24/13
	Nikki Jones	vs. Arkansas	4/27/03
	Jackie Haynes	vs. Middle Tennessee State	4/1/97
	Michelle Bucci	vs. Middle Tennessee State	4/1/97
	Jacki Haynes	vs. Mississippi State	4/11/97

Runs Scored

4	Griffin Joiner	vs. UNC	3/12/13
	Lyndsey Angus	vs. Belmont	2/23/02
	Angie Dal Pozzo	vs. Akron	3/9/01
	Beth Fogle	vs. Tennessee Tech	2/18/00
	Molly Johnson	vs. Ohio State	4/16/08
	Megan Yocke	vs. Indiana	4/1/08

Hits

5	Christian Stokes	vs. Long Beach State	2/19/15
	Beth Fogle	vs. Morehead State	3/5/02

RBI

6	Nikki Sagermann	at Alabama	5/5/13
	Griffin Joiner	vs. UNC	3/12/13
	Leslie Kwiatkowski	vs. Eastern Kentucky	3/1/00
	Brooke Marnitz	vs. Southern Miss.	2/10/07
	Rachel Riley	at Austin Peay	4/6/11

Doubles

3	Christian Stokes	vs. South Carolina	4/18/15
	Molly Johnson	vs. Indiana	4/1/08
	Emily Jolly	vs. DePaul	2/12/11

Triples

3	Meghan Cooper	vs. Kent State	2/17/06

Home Runs

2 (31 times)			
	Last: Abbey Cheek	**at New Mexico State**	**2/11/18**

Total Bases

10	Griffin Joiner	vs. UNC	3/12/13
	Brooke Marnitz	vs. Indiana State	2/25/06
	Angie Dal Pozzo	vs. Akron	3/9/01

Walks

4 (2 times)			
	Last: Griffin Joiner	at Texas	2/16/14

Strikeouts

4 (8 times)			
	Last: Emily Gaines	vs. DePaul	5/18/14

Sacrifice Hits

2 (44 times)			
	Last: Reed & Cheek	at Georgia	3/18/17

Sacrifice Flies

2	Abbey Cheek	at Georgia	3/18/17

Stolen Bases

4	**Bailey Vick**	**vs. Bradley**	**2/24/18**
	Erin Rethlake	vs. Drexel	3/10/17
	Meagan Aull	vs. Kent State	3/24/09

Hit By Pitch

3	Ashley Dimkich	vs. Youngstown State	3/4/06

FIELDING

Putouts

21	Megan Yocke	vs. Tennessee Tech	4/16/11

Assists

9	Amber Janneck	vs. Eastern Kentucky	4/6/05
	Amber Janneck	vs. Western Kentucky	4/13/05
	Molly Johnson	vs. Florida	4/11/09
	Angie Dal Pozzo	vs. Louisville	4/18/01

Errors

4	Brooke Marnitz	vs. Alabama	3/21/04
	Nikki Jones	vs. Morehead State	3/5/02
	Angie Dal Pozzo	vs. Texas-San Antonio	2/10/01
	Meredith Seales	vs. UNC Greensboro	2/22/97

Passed Balls

4	Alli Eckman	vs. Ole Miss	3/12/05

PITCHING

Innings Pitched

11.0	Meagan Prince	at #5 UCLA	2/15/17
11.0	Keary Camunas	vs. Campbell	2/21/98
11.0	Rachel Riley	at Arkansas	3/16/11

Fewest Hits Allowed

0	**18 Times**		
	Last: Autumn Humes	**vs. North Dakota State**	**2/17/18**

Perfect Game

	Chanda Bell	at Austin Peay (Game 1)	4/6/11
	Rachel Riley	at Austin Peay (Game 2)	4/6/11

Runs Allowed

16	Lorie Horner	vs. Alabama	3/21/98
	Jennifer Young	vs. Indiana	4/1/08

Earned Runs Allowed

13	Amber Matousek	vs. Alabama	3/22/08
	Amber Matousek	vs. LSU	4/9/08

Walks Allowed

9	Jennifer Young	vs. Indiana	4/1/08

Strikeouts

16	Chanda Bell	vs. Colorado State	2/25/11
16	Chanda Bell	vs. Tennessee Tech	4/16/11

Hits Allowed

18	Lorie Horner	vs. Alabama	3/21/98
18	Rachel Riley	at Georgia	4/10/11

Doubles Allowed

8	Jennifer Howland	vs. Akron	3/9/01

Triples Allowed

2	Samantha Allen	vs. Cal-Poly	2/12/05
	Jennifer Howland	vs. Georgia	3/7/01
	Lorie Horner	vs. Missouri	2/15/97

Home Runs Allowed

6	Amber Matousek	vs. Alabama	3/22/08

Hit Batters

8	Kelsey Nunley	vs. Miss. State	5/7/14

TEAM RECORDS

TEAM RECORDS-GAME

Hitting

At Bats:	43	at Ole Miss	4/13/14
Runs Scored:	18	2x, last vs. UNC	3/12/13
Hits:	18	vs. Indiana	3/18/00
Doubles:	6	twice, last at Miami (OH)	3/17/09
Triples:	4	vs. Louisville	4/10/02
Home Runs:	5	.2x, last at Ole Miss	4/13/14
RBI:	18	vs. UNC	3/12/13
Total Bases:	33	3x, last at MTSU	4/17/13
Walks:	13	vs. Indiana	3/2/08
Strikeouts:	18	vs. WKU	4/23/15
Stolen Bases:	**8**	**Samford/Bradley. 3/20/99 | 2/23/18**	

Fielding

Putouts:	33	5x, last vs. South Carolina	4/18/15
Assists:	25	at South Carolina	5/2/09
Errors:	7	vs. Texas-San Antonio	2/10/01
Double Plays:	3	seven times, last vs. SIU	2/13/15

Pitching

Innings Pitched:	11	5x, last vs. South Carolina	4/18/15
Runs Allowed:	18	vs. Florida	3/17/01
Earned Runs Allowed:	17	2x, last vs. Georgia	3/28/10
Hits Allowed:	19	vs. Arkansas	3/31/07
Fewest Hits Allowed:	**0**	**18x, last vs. North Dakota St.**	**2/17/18**
Doubles Allowed:	8	vs. Akron	3/9/01
Triples Allowed:	3	vs. Georgia	3/7/01
Home Runs Allowed:	6	vs. Alabama	3/22/08
Walks Allowed:	9	4x, last at Alabama	5/4/13
Strikeouts:	20	vs. Tennessee Tech	4/16/11

TEAM RECORDS-SEASON

Hitting

Batting Average:	.295	2011
At Bats:	1,797	2014
Runs Scored:	319	2014
Hits:	477	2000
Doubles:	80	2014
Triples:	18	2000, 2001, 2002
Home Runs:	71	2014
RBI:	280	2011
Total Bases:	783	2014
Walks:	219	2014
Strikeouts:	426	2004
Stolen Bases:	89	1999

Fielding

Fielding Percentage:	.972	2006
Putouts:	1,455	2014
Assists:	673	2001
Errors:	131	1997
Double Plays:	32	2002

Pitching

Lowest ERA:	1.71	2016
Lowest Opponents Batting Average:	.191	2016
Innings Pitched:	485.0	2014
Runs Allowed:	333	2005
Fewest Runs Allowed:	130	2016
Earned Runs Allowed:	253	2005
Fewest Earned Runs Allowed:	98	2016
Hits Allowed:	523	2005
Fewest Hits Allowed:	250	2016
Doubles Allowed:	101	2003
Fewest Doubles Allowed:	44	2016
Triples Allowed:	16	1997
Fewest Triples Allowed:	2	2004
Home Runs Allowed:	58	2008
Fewest Home Runs Allowed:	10	1997
Walks Allowed:	182	2013
Fewest Walks Allowed:	93	1997
Strikeouts:	403	2014
Shutouts:	16	2000

TEAM RECORDS-SEASON

Games played	69	2014	
Wins	50	2014	
Losses	44	1997 & 1999	
Highest winning percentage	.781 (43-12)	2016	
Lowest winning percentage	.185 (10-44)	1997	
Seasons team fielded	21	(first in 1997)	
Winning seasons	9	(last in 2017)	
Losing seasons	11	(last in 2008)	
First tie	UK 2, Texas-Arlington 2	(2/15/04)	
Longest coaching tenure	**Rachel Lawson, 11 yrs**	**(2008-Pres.)**	
	Beth Pruitt, 8 yrs.	(1997-2004)	

Consecutive losses	21	3/15/03-4/13/03
Consecutive wins	13	2/24/17 - 3/19/17
Consecutive shutout wins:	4	2/20/16 - 2/27/16
Consecutive shutout losses:	6	3/29/06-4/2/06
Consecutive games without an error:	6	3/6/15 - 3/15/15
Extra-inning games:	10	2014
Extra-inning wins:	8	2014
Consecutive games with a stolen base:	16	2/17/02-3/17/02
Consecutive games with a double:	12	3/16/02-4/6/02
Consecutive games without extra-base hit:	5	3/9/97-3/12/97
Most Combined Runs in a Game:	29	(4/1/08 Indiana 16, UK 13)
Largest Margin of Victory:	18	3/12/13 vs. UNC

SINGLE SEASON RECORDS BY CLASS

HITTING

Batting Average

Senior	Brooke Marnitz	.399	2007
Junior	Nikki Jones	.442	2002
Soph.	Molly Johnson	.401	2008
Fresh.	Natalie Smith	.370	2007

Hits

Senior	Nikki Jones	71	2003
Junior	Molly Johnson	81	2009
Soph.	Leslie Kwiatkowski	77	1999
Fresh.	Leslie Kwiatkowski	71	1998

Doubles

Senior	Leslie Kwiatkowski	16	2001
Junior	Tiffany Kruse	16	2000
Soph.	Molly Johnson	20	2008
Fresh.	Lyndsey Angus	12	2000

Triples

Senior	Nikki Jones	5	2003
Junior	Tiffany Kruse	7	2000
Soph.	Tiffany Kruse	5	1999
Fresh.	Leslie Kwiatkowski	6	1998

Home Runs

Senior	Brooke Marnitz	21	2007
Junior	Brittany Cervantes	15	2011
Soph.	Nikki Sagermann	13	2014
Fresh.	Amber Janneck	12	2004

Runs Batted In

Senior	Brooke Marnitz	61	2007
Junior	Brittany Cervantes	52	2011
Soph.	Nikki Sagermann	49	2014
Fresh.	Abbey Cheek	52	2016

Runs Scored

Senior	Molly Johnson	48	2010
Junior	Brittany Cervantes	55	2011
Soph.	Kara Dill	44	2011
Fresh.	Abbey Cheek	42	2016

Total Bases

Senior	Brooke Marnitz	137	2007
Junior	Molly Johnson	130	2009
Soph.	Leslie Kwiatkowski	117	1999
Fresh.	Abbey Cheek	99	2016

On Base Pct.

Senior	Megan Yocke	.483	2011
Junior	Molly Johnson	.498	2009
Soph.	Molly Johnson	.472	2008
Fresh.	Nikki Sagermann	.423	2013

Sluggling Pct.

Senior	Brooke Marnitz	.895	2007
Junior	Molly Johnson	.695	2009
Soph.	Molly Johnson	.669	2008
Fresh.	Abbey Cheek	.576	2016

Sacrifice Hits

Senior	Tiffany Kruse	9	2001
Junior	Beth Fogle	13	2001
Soph.	Megan Yocke	13	2009
Fresh.	Lorie Melchi	12	2003

Sacrifice Flies

Senior	Alice O'Brien	5	2013
Junior	Lorie Horner,	3	1997
Soph.	Nikki Sagermann	4	2014
	Rachel Friberg	4	2002
Fresh.	Lyndsey Angus	4	2000
	Brooke Marnitz	4	2004

Stolen Bases

Senior	Sylver Samuel	23	2016
Junior	Leslie Kwiatkowski	28	2000
Soph.	Meagan Aull	26	2009
Fresh.	Beth Fogle	34	1999

Walks

Senior	Megan Yocke	47	2011
Junior	Brittany Cervantes	48	2011
Soph.	Ansley Smith	30	2014
Fresh.	Maisie Steed	44	2013

Hit by Pitch

Senior	Meghan Cooper,	16	2006
Junior	Molly Johnson	10	2009
Soph.	Ansley Smith	15	2014
Fresh.	Griffin Joiner	12	2012

FIELDING

Putouts

Senior	Maisie Steed	385	2016
Junior	Griffin Joiner	442	2014
Soph.	Griffin Joiner	343	2013
Fresh.	Jenny Schaper	399	2016

Assists

Senior	Molly Johnson	131	2010
Junior	Angie Dal Pozzo	167	2001
Soph.	Christian Stokes	167	2014
Fresh.	Angie Dal Pozzo	143	1999

Fielding Pct.

Senior	Griffin Joiner	1.000	2015
	Beth Fogle	1.000	2002
Junior	Michelle Bucci	1.000	1999
	Jennifer Howland	1.000	2001
Soph.	Meagan Aull	1.000	2009
Fresh.	Jenny Schaper	.993	2016

PITCHING

ERA (min. 10 appearances)

Senior	Kelsey Nunley	1.27	2016
Junior	Meagan Prince	1.85	2016
Soph.	Kelsey Nunley	1.88	2014
Fresh.	Lauren Cumbess	1.99	2011

Win-loss pct. (min. 10 appearances)

Senior	Lauren Cumbess	.909 (10-1)	2014
Junior	Meagan Prince	.778 (21-6)	2016
Soph.	Kelsey Nunley	.731 (30-11)	2014
Fresh.	Ellen Weaver	.857 (6-1)	2011

Wins

Senior	Kelsey Nunley	21	2016
Junior	Meagan Prince	21	2016
Soph.	Kelsey Nunley	30	2014
Fresh.	Kelsey Nunley	27	2013

Appearances

Senior	Keary Camunas	41	2000
Junior	Keary Camunas	43	1999
Soph.	Kelsey Nunley	45	2014
Fresh.	Samantha Allen	49	2005

Games Started

Senior	Keary Camunas	36	2000
Junior	Keary Camunas	34	1999
Soph.	Kelsey Nunley	36	2014
Fresh.	Amy Kendall	32	2003

Complete Games

Senior	Keary Camunas	28	2000
Junior	Keary Camunas	26	1999
Soph.	Keary Camunas	33	1998
Fresh.	Amy Kendall	29	2003

Shutouts

Senior	Keary Camunas	9	2000
Junior	Chanda Bell	7	2011
Soph.	Kelsey Nunley	7	2014
Fresh.	Chanda Bell	3	2009
	Lauren Cumbess	3	2011
	Kelsey Nunley	3	2013

Strikeouts

Senior	Kelsey Nunley	203	2016
Junior	Chanda Bell	205	2011
Soph.	Chanda Bell	288	2010
Fresh.	Chanda Bell	216	2009

Opponent Batting Avg. (min. 200 AB)

Senior	Kelsey Nunley	.178	2016
Junior	Chanda Bell	.175	2011
Soph.	Lauren Cumbess	.193	2012
Fresh.	Lauren Cumbess	.201	2011

Leslie Kwiatkowski

PLAYER BIOS

GRACE BAALMAN

#3 • R/R • P • FRESHMAN • HARDIN, ILLINOIS (CALHOUN)

SEC Freshman of the Week (3/20) ... Was the valedictorian of her high school, where she also participated in volleyball and marching band ... In her first-career start, threw a complete-game shutout at San Diego State, becoming the first player to do so since 2013 ... Has seven complete game performances through her first seven starts ... Allowed six earned runs on 11 hits in her first NCAA appearance, and has only allowed more than one run in one appearance since (at Florida) ... Set a new career high with eight strikeouts against SEMO on March 3 in John Cropp Classic ... Got her first SEC win in a 4-1 win over No. 8 LSU at John Cropp Stadium where she went the full seven innings, allowing just one run on five LSU hits.

Category	Season High (Last)	Career High (Last)
Category	7.0, three times, last vs. LSU (3/17/18)	77.0, three times, last vs. LSU (3/17/18)
Strikeouts	8, vs. SEMO (3/3/18)	8, vs. SEMO (3/3/18)
Wins	9	9
Appearances	14	14

CAREER STATS

Year	ERA	W	L	App	GS	CG	SHO	CBO	SV	IP	H	R	ER	BB	SO	2B	3B	HR	BF	B/Avg	WP	HBP	BK	SFA	SHA
2018	1.56	9	2	14	7	7	2	0	1	62.2	53	16	14	20	57	14	1	2	259	.230	4	5	0	0	4
TOTAL	**1.56**	**9**	**2**	**14**	**7**	**7**	**2**	**0**	**1**	**62.2**	**53**	**16**	**14**	**20**	**57**	**14**	**1**	**2**	**259**	**.230**	**4**	**5**	**0**	**0**	**4**

ABBEY CHEEK

#11 • R/R • INF • JUNIOR • INMAN, S.C. (CHAPMAN)

SEC Player of the Week (3/20) ... Has played in and started every game for Kentucky this season ... Leads the Wildcats with eight home runs, including a two-HR game at New Mexico State on opening weekend ... Nine multi-RBI games this season, including two five-RBI games, setting a new career-high ... Multi RBI games in three of the last four games ... Has scored a run in 14 of UK's 25 games ... Hit a home run over the scoreboard at John Cropp Stadium vs. SEMO that was an SC Top 10 nominee play ... Has an extra-base hit in 12 of UK's games this season ... Went for two triples in the game vs. Dayton, the fourth and fifth triples of her career ... Vs. Indiana and LSU hit over .700 with three multi-hit games and two multi-RBI games.

Category	Season High (Last)	Career High (Last)
At-Bats	4, eight times, vs. Indiana (3/14/18)	6 at Mississippi State (5/7/17)
Runs	2, three times, last vs. Indiana (3/14/18)	3, vs. Southern Illinois (3/3/17)
Hits	3, twice, last vs. Indiana (3/14/18)	3, six times, vs. Indiana (3/14/18)
RBI	5, twice, vs. Cal State Fullerton (2/17/18)	5, twice, vs. Cal State Fullerton (2/17/18)
Walks	1, three times, vs. Indiana (3/14/18)	2, at South Carolina (3/13/16)
Stolen Bases	1, five times, vs. LSU (3/18/18)	3, vs. Southern Illinois (3/3/17)
Hitting Streak (current)	4 games (4)	12 games (2016)

CAREER STATS

Year	AVG	GP	GS	AB	R	H	2B	3B	HR	RBI	TB	SLG%	BB	HBP	SO	GDP	OB%	SF	SH	SB	ATT	PO	A	E	FLD%
2016	.326	60	60	172	42	56	9	2	10	52	99	.576	18	6	27	5	.402	3	1	4	7	86	58	5	.966
2017	.318	58	58	173	40	55	6	1	13	41	102	.590	19	4	25	3	.394	2	1	9	10	53	157	12	.946
2018	.372	25	25	78	17	29	3	2	8	29	60	.769	3	1	10	0	.398	1	1	5	6	21	70	7	.929
TOTAL	**.331**	**143**	**143**	**423**	**99**	**140**	**18**	**5**	**31**	**122**	**261**	**.617**	**40**	**11**	**62**	**8**	**.398**	**6**	**3**	**18**	**23**	**160**	**285**	**24**	**.949**

KELSEE HENSON

#19 • L/R • OF • JUNIOR • PADUCAH, KY. (McCRACKEN CO.)

Had a hit and a run on opening day against New Mexico State ... Also scored in a pinch-running capacity against Cal State Fullerton in a run-rule win ... Got a career-high tying two at bats vs. Indiana, striking out in the first and reaching on an error in the second ... Scored UK's fourth run vs. LSU in the serie-clinching win.

Category	Season High (Last)	Career High (Last)
At-Bats	2, twice, last vs. Indiana (3/14/18)	2, six times, vs. Indiana (3/11/18)
Runs	1, five times, vs. LSU (3/18/18)	1, 12 times last vs. LSU (3/18/18)
Hits	1, at New Mexico State (2/10/18)	1, seven times (vs. New Mexico State, 2/10/18)
RBI	1, vs. Duke (2/23/18)	3 vs. New Mexico (2/14/16)
Walks	-	1, vs. Miami OH, 2/26/16)
Stolen Bases	-	1 vs. Michigan (3/12/17)
Hitting Streak (current)	1 (0)	2

CAREER STATS

Year	AVG	GP	GS	AB	R	H	2B	3B	HR	RBI	TB	SLG%	BB	HBP	SO	GDP	OB%	SF	SH	SB	ATT	PO	A	E	FLD%
2016	.357	14	2	14	2	5	1	0	1	6	9	.643	1	0	4	0	.400	0	1	0	0	0	0	0	.000
2017	.091	30	5	11	5	1	0	0	0	3	1	.091	0	0	4	0	.077	2	0	1	3	0	0	0	.000
2018	.100	14	1	10	5	1	0	0	0	1	1	.100	0	0	4	0	.100	0	0	0	0	0	0	0	.000
TOTAL	**.200**	**58**	**8**	**35**	**12**	**7**	**1**	**0**	**1**	**10**	**11**	**.314**	**1**	**0**	**12**	**0**	**.211**	**2**	**1**	**1**	**3**	**0**	**0**	**0**	**.000**

BROOKLIN HINZ

#25 • R/R • OF • SENIOR • OLATHE, KAN. (ST. THOMAS AQUINAS)

Always eats a chocolate bar (Snickers, Twix, etc.) before every game as a superstition. ... Hit over .400 at the Diamond 9 Citrus Classic in Orlando with six hits, six runs scored, three RBI and a double ... Has clubbed four doubles this season, which is one back of team leader Jenny Schaper with five ... Has a stolen base in four games ... Has scored a run in nine of the last 18 games for the Wildcats ... Of her 12 RBI this season, nine have come with two outs, and they have all been singles or doubles with two outs, including the last five in a row and two this past weekend vs. LSU ... Seven multi-hit games this season, including two in a row ... Hit her first home run of the season, and 14th of her career to CF vs. Indiana in the third inning.

Category	Season High (Last)	Career High (Last)
At-Bats	5 vs. Bradley (2/24/18)	6, vs. Mississippi State (5/7/17)
Runs	2, three times, last vs. Indiana (3/14/18)	3, vs. Mississippi State (3/7/17)
Hits	2, eight times, last vs. LSU (3/18/18)	3, four times, (at Mississippi State, 3/7/17)
RBI	2, three times, last vs. LSU (3/18/18)	4 vs. Albany, 3/4/16
Walks	1, three times, last vs. Ohio (3/3/18)	2, three times, last vs. DePaul (5/19/17)
Stolen Bases	1, four times, last vs. Ohio (3/4/18)	1, 14 times, (vs. Purdue, 2/25/18)
Hitting Streak (current)	5 games (3)	5 games (2016 & 17 & 18)

CAREER STATS

Year	AVG	GP	GS	AB	R	H	2B	3B	HR	RBI	TB	SLG%	BB	HBP	SO	GDP	OB%	SF	SH	SB	ATT	PO	A	E	FLD%
2015	.215	55	42	121	10	26	5	0	1	12	34	.281	8	5	34	2	.291	0	1	1	1	16	0	0	1.000
2016	.310	56	52	142	22	44	12	0	7	35	77	.542	11	6	17	0	.381	1	4	1	2	20	2	1	.957
2017	.234	54	38	107	26	25	7	1	5	13	49	.458	12	4	28	0	.331	1	2	9	10	35	3	2	.950
2018	.333	24	24	63	15	21	4	0	1	13	28	.444	3	0	9	0	.364	0	0	4	6	15	0	1	.938
TOTAL	**.268**	**189**	**156**	**433**	**73**	**116**	**28**	**1**	**14**	**73**	**188**	**.434**	**34**	**15**	**88**	**2**	**.341**	**2**	**7**	**15**	**19**	**86**	**5**	**4**	**.958**

HANNAH HUFFMAN

#21 • L/R • OF • JUNIOR • LEBANON, OHIO (LEBANON)

Has appeared on the starting lineup card five times this season as the DP ... Came in to pinch run vs. Dayton and scored ... Lined out to RF in her first plate appearance of the season.

Category	Season High (Last)	Career High (Last)
At-Bats	1 vs. Indiana (3/14/18)	1, four times, last vs. Indiana (3/14/18)
Runs	1, vs. Dayton (3/1/18)	1, 24 times (vs. Dayton, 3/1/18)
Hits	-	-
RBI	-	-
Walks	-	-
Stolen Bases	-	1, six times (vs. Michigan, 3/12/17)
Hitting Streak (current)	0 (0)	0

CAREER STATS

Year	AVG	GP	GS	AB	R	H	2B	3B	HR	RBI	TB	SLG%	BB	HBP	SO	GDP	OB%	SF	SH	SB	ATT	PO	A	E	FLD%
2016	.000	34	0	3	15	0	0	0	0	0	0	.000	0	1	0	0	.250	0	0	5	5	0	0	0	.000
2017	.000	20	0	0	8	0	0	0	0	0	0	.000	0	0	0	0	.000	0	0	2	2	0	0	0	.000
2018	.000	6	2	1	1	0	0	0	0	0	0	.000	0	0	0	0	.000	0	0	0	0	0	0	0	.000
TOTAL	**.000**	**60**	**2**	**4**	**24**	**0**	**0**	**0**	**0**	**0**	**0**	**.000**	**0**	**1**	**0**	**0**	**.200**	**0**	**0**	**7**	**7**	**0**	**0**	**0**	**.000**

AUTUMN HUMES

#7 • R/R • SOPHOMORE • BALD KNOB, ARKANSAS (HARDING UNIV.)

Division II National Freshman of the Year in 2017 ... Transferred into Kentucky, and is Coach Lawson's first-ever transfer in as a head coach in her career ... Threw a no-hitter in her first-career D1 start against North Dakota State in a 2-0 win, becoming the first-ever player to do that in UK history ... Will also hit at times ... Earned her first-career save against Ohio on March 3 ... Picked up her fourth win of the season vs. SEMO, going 4.0 innings ... Set a new career high in strikeouts with five in home opener vs. Dayton ... Then broke that career-record by striking out nine Florida batters in a complete game performance - the only two other teams to strike out UF nine times this season are Michigan and Baylor ... Got her first-career SEC win over No. 8 LSU in a complete-game shutout performance in game two of the series to clinch the series.

Category	Season High (Last)	Career High (Last)
At-Bats	1, three times, last vs. Purdue (2/25/18)	1, three times, last vs. Purdue (2/25/18)
Runs	-	-
Hits	1, at New Mexico State (2/10/18)	1, at New Mexico State (2/10/18)
RBI	-	-
Walks	-	-
Stolen Bases	-	-
Hitting Streak (current)	1 (0)	-
Innings	7.0, twice, last vs. LSU (3/18/18)	7.0, twice, last vs. LSU (3/18/18)
Strikeouts	9, at #2 Florida (3/11/18)	9, at #2 Florida (3/11/18)
Wins	5	5

CAREER STATS

Year	AVG	GP	GS	AB	R	H	2B	3B	HR	RBI	TB	SLG%	BB	HBP	SO	GDP	OB%	SF	SH	SB	ATT	PO	A	E	FLD%
2018	.250	5	3	4	0	1	0	0	0	0	1	.250	0	0	1	0	.250	0	0	0	0	1	6	0	1.000
TOTAL	**.250**	**5**	**3**	**4**	**0**	**1**	**0**	**0**	**0**	**0**	**1**	**.250**	**0**	**0**	**1**	**0**	**.250**	**0**	**0**	**0**	**0**	**1**	**6**	**0**	**1.000**

Year	ERA	W	L	APP	GS	CG	SHO	CBO	SV	IP	H	R	ER	BB	SO	2B	3B	HR	BF	B/AVG	WP	HBP	BK	SFA	SHA
2018	2.43	5	1	10	7	3	2	0	1	46.0	37	21	16	20	39	5	2	3	191	.223	1	1	0	0	4
TOTAL	**2.43**	**5**	**1**	**10**	**7**	**3**	**2**	**0**	**1**	**46.0**	**37**	**21**	**16**	**20**	**39**	**5**	**2**	**3**	**191**	**.223**	**1**	**1**	**0**	**0**	**4**

KALIA JOHNSON

#88 • L/L • OF/P • SOPHOMORE • COVINGTON, GEORGIA (COVINGTON)

Got her first-career at bat at New Mexico State, resulting in a groundout ... In her second career at-bat vs. Indiana - lined out to RF on a hard-hit ball to the right fielder.

Category	Season High (Last)	Career High (Last)
At-Bats	1, twice, last vs. Indiana (3/14/18)	1, twice, last vs. Indiana (3/14/18)
Runs	-	-
Hits	-	-
RBI	-	-
Walks	-	-
Stolen Bases	-	-
Hitting Streak (current)	-	-

CAREER STATS

Year	AVG	GP	GS	AB	R	H	2B	3B	HR	RBI	TB	SLG%	BB	HBP	SO	GDP	OB%	SF	SH	SB	ATT	PO	A	E	FLD%
2017	Did not play																								
2018	.000	3	0	2	0	0	0	0	0	0	0	.000	0	0	0	0	.000	0	0	0	0	0	0	0	.000
TOTAL	**.000**	**3**	**0**	**2**	**0**	**0**	**0**	**0**	**0**	**0**	**0**	**.000**	**0**	**0**	**0**	**0**	**.000**	**0**	**0**	**0**	**0**	**0**	**0**	**0**	**.000**

LAUREN JOHNSON

#9 • L/R • UTL • FRESHMAN • OWENSBORO, KENTUCKY (DAVIESS COUNTY)

Can bring both speed and power to the order offensivley, as she can slap when needed, and also has hit two doubles this season ... Plays both the infield and the outfield defensivley ... Is a hybrid, as she can hit for power and slap/steal as well with her speed depending on the situation ... Had doubles against Cal State Fullerton and Purdue and came around to score on both of them ... Has hits in seven ... Has scored a run in nine games ... Had her first-career multi-hit game at San Diego State ... Her 11 walks leads the team.

Category	Season High (Last)	Career High (Last)
At-Bats	4, at New Mexico State (2/10/18)	4, at New Mexico State (2/10/18)
Runs	2, vs. Cal State Fullerton (2/17/18)	2, vs. Cal State Fullerton (2/17/18)
Hits	2, vs. San Diego State (2/15/18)	2, vs. San Diego State (2/15/18)
RBI	2, twice, last vs. Indiana (3/14/18)	2, twice, last vs. Indiana (3/14/18)
Walks	3, vs. Indiana (3/14/18)	3, vs. Indiana (3/14/18)
Stolen Bases	2, vs. Harvard, 2/24/18	2, vs. Harvard, 2/24/18
Hitting Streak (current)	4 (0)	4 (2018)

CAREER STATS

Year	AVG	GP	GS	AB	R	H	2B	3B	HR	RBI	TB	SLG%	BB	HBP	SO	GDP	OB%	SF	SH	SB	ATT	PO	A	E	FLD%
2018	.222	25	9	36	10	8	2	1	0	10	12	.333	11	1	10	0	.400	2	0	3	5	4	0	0	1.000
TOTAL	**.222**	**25**	**9**	**36**	**10**	**8**	**2**	**1**	**0**	**10**	**12**	**.333**	**11**	**1**	**10**	**0**	**.400**	**2**	**0**	**3**	**5**	**4**	**0**	**0**	**1.000**

ALEX MARTENS

#33 • L/L • 2B • SOPHOMORE • MCHENRY, ILL. (MCHENRY WEST HS)

2017 SEC All-Freshman Team ... 2017 NCAA Lexington Regional MVP ... Hit over .400 in the 2017 NCAA Lexington Regional, including the eventual game-winning HR against Illinois in the regional final ... Has a hit in 13 games this season, including three multi-hit games ... One of the most mentally tough players on the team ... Had a three-RBI game in the season opener against New Mexico State ... Has plated a run in 12 games, including four of the last six games ... Hit a three-run HR vs. Ohio in the John Cropp Classic ... Hit her third HR of the season off of Alesha Ocasio (FL) ... Hit her fourth HR of the season off Carley Hoover in the bottom of the first inning in game one of the series, which ended up being the winning run of the game.

Category	Season High (Last)	Career High (Last)
At-Bats	4, three times, last vs. Ohio (3/3/18)	6 at Mississippi State (5/7/17)
Runs	2, vs. Harvard (2/24/18)	3, vs. Indiana (4/19/17)
Hits	2, twice, last vs. Harvard (2/24/18)	3, twice, last vs. Mississippi State (5/7/17)
RBI	3, twice, last vs. Ohio (3/4/18)	4, vs. Arkansas (3/25/17)
Walks	2, vs. Dayton (3/1/18)	2, twice, last vs. Dayton (3/1/18)
Stolen Bases	-	-
Hitting Streak (current)	3 games (0)	5 (2017)

CAREER STATS

Year	AVG	GP	GS	AB	R	H	2B	3B	HR	RBI	TB	SLG%	BB	HBP	SO	GDP	OB%	SF	SH	SB	ATT	PO	A	E	FLD%
2017	.295	58	58	176	14	52	13	0	4	30	77	.438	18	2	17	0	.365	1	2	0	0	101	97	13	.938
2018	.238	25	22	63	13	15	3	0	4	17	30	.476	10	2	6	1	.360	0	1	0	0	38	27	1	.985
TOTAL	**.280**	**83**	**80**	**239**	**27**	**67**	**16**	**0**	**8**	**47**	**107**	**.448**	**28**	**4**	**23**	**1**	**.364**	**1**	**3**	**0**	**0**	**139**	**124**	**14**	**.949**

RACHAEL METZGER

#44 • R/R • C • SENIOR • BAKERSFIELD, CALIF. (GARCES MEMORIAL)

Her first hit of the year was a home run after going 0-for in her first 16 plate appearances of the season ... Then follwed that up with two more doubles in the same day to bring her average from .000 to .176 in a matter of four hours.

Category	Season High (Last)	Career High (Last)
At-Bats	3 vs. New Mexico State (2/11/18)	4, three times, (at Mississippi State) 5/6/17
Runs	1, twice, last vs. Ohio (3/4/18)	2, twice, at Georgia (3/19/17)
Hits	2 vs. Ohio (3/4/18)	3 at Indiana (4/19/17)
RBI	2, twice, last vs. Ohio (3/4/18)	4, twice, last vs. Drexel (3/10/17)
Walks	1, four times, last vs. Indiana (3/14/18)	1, 19 times, last vs. Indiana (3/14/18)
Stolen Bases	-	-
Hitting Streak (current)	2 games (0)	3 games (2016)

CAREER STATS

Year	AVG	GP	GS	AB	R	H	2B	3B	HR	RBI	TB	SLG%	BB	HBP	SO	GDP	OB%	SF	SH	SB	ATT	PO	A	E	FLD%
2015	.206	44	19	68	3	14	2	0	2	6	22	.324	7	1	13	0	.289	0	2	0	0	82	13	1	.990
2016	.200	29	13	30	0	6	2	0	0	3	8	.267	3	3	5	0	.324	1	1	0	0	51	3	2	.964
2017	.247	50	36	93	10	23	5	0	8	19	52	.559	13	7	20	0	.381	0	3	0	0	179	8	0	1.000
2018	.158	17	9	19	2	3	2	0	1	4	8	.421	4	1	6	0	.333	0	0	0	0	37	3	2	.952
TOTAL	**.219**	**140**	**77**	**210**	**15**	**46**	**11**	**0**	**11**	**32**	**90**	**.429**	**27**	**12**	**44**	**0**	**.340**	**1**	**6**	**0**	**0**	**349**	**27**	**5**	**.987**

KIERSTON MOORE

#22 • R/R • INF • SOPHOMORE • MARIETTA, GA. (SPRAYBERRY HS)

Has not played this season.

Category	Season High (Last)	Career High (Last)
At-Bats	-	2, twice, last vs. Evansville (3/10/17)
Runs	-	1, vs. UCF (2/11/17)
Hits	-	2, vs. Central Florida (2/11/17)
RBI	-	3, vs. Central Florida (2/11/17)
Walks	-	1, vs. UC-Davis (2/17/17)
Stolen Bases	-	-
Hitting Streak (current)	-	1 game

CAREER STATS

Year	AVG	GP	GS	AB	R	H	2B	3B	HR	RBI	TB	SLG%	BB	HBP	SO	GDP	OB%	SF	SH	SB	ATT	PO	A	E	FLD%
2017	.214	13	0	14	1	3	0	0	1	5	6	.429	1	1	4	0	.313	0	0	0	0	0	0	0	.000
2018	.000	0	0	0	0	0	0	0	0	0	0	.000	0	0	0	0	.000	0	0	0	0	0	0	0	.000
TOTAL	**.214**	**13**	**0**	**14**	**1**	**3**	**0**	**0**	**1**	**5**	**6**	**.429**	**1**	**1**	**4**	**0**	**.313**	**0**	**0**	**0**	**0**	**0**	**0**	**0**	**.000**

MALLORY PEYTON

#13 • R/R • INF • FRESHMAN • MADISONVILLE, KY. (MADISONVILLE)

Has come in and really added some pop to the UK lineup with her power and ability to give a good at bat ... Hit her first-career home run at the Diamond 9 Citrus Classic in Orlando to tie the game at 1-1 vs. Duke in the third inning ... Has scored a run in nine games, and reached base safely in eight of the last 15 games ... Had back-to-back games with an RBI against Duke and Bradley ... Hit two HR on the same day in UK's DH vs. SEMO and Ohio for her first and second career long balls at John Cropp Stadium ... Was on a four-game hitting streak, a career best, before UK was no-hit by Kelly Barnhill on March 9.

Category	Season High (Last)	Career High (Last)
At-Bats	5 vs. Bradley (2/24/18)	5 vs. Bradley (2/24/18)
Runs	2, twice, last vs. Indiana (3/14/18)	2, twice, last vs. Indiana (3/14/18)
Hits	2 vs. Bradley (2/24/18)	2 vs. Bradley (2/24/18)
RBI	3 vs. SEMO (3/4/18)	3 vs. SEMO (3/4/18)
Walks	1, five times, vs. Indiana (3/14/18)	1, five times, vs. Indiana (3/14/18)
Stolen Bases	-	-
Hitting Streak (current)	4 games (0)	4

CAREER STATS

Year	AVG	GP	GS	AB	R	H	2B	3B	HR	RBI	TB	SLG%	BB	HBP	SO	GDP	OB%	SF	SH	SB	ATT	PO	A	E	FLD%
2018	.250	24	14	40	11	10	3	0	3	9	22	.550	5	1	10	0	.348	0	2	0	0	30	10	1	.976
TOTAL	**.250**	**24**	**14**	**40**	**11**	**10**	**3**	**0**	**3**	**9**	**22**	**.550**	**5**	**1**	**10**	**0**	**.348**	**0**	**2**	**0**	**0**	**30**	**10**	**1**	**.976**

SARAH RAINWATER

#1 • R/R • OF • JUNIOR • NICHOLASVILLE, KY. (EAST JESSAMINE)

UK's best outfielder, and will start in CF most of the time ... Will also come in off the bench to play defense, as it's her specialty to track balls along the grass ... Has six hits this season, all in different games ... Is good at laying bunts down and executing the plays ... Hit her first-career triple vs. Ohio in the John Cropp Classic - it was her third-career extra-base hit.

Category	Season High (Last)	Career High (Last)
At-Bats	3, three times, last vs. Purdue (2/25/18)	4, twice, last vs. UT Martin (4/26/17))
Runs	1, three times, last vs. Purdue (2/25/18)	3, vs. Memphis (2/25/17)
Hits	1, six times, last vs. Ohio (3/4/18)	2, three times, last vs. Drexel (3/10/17)
RBI	-	2, at Northern Kentucky, (3/29/17)
Walks	1, twice, last vs. Ohio (3/4/18)	1, 10 times, last vs. Harvard (2/24/18)
Stolen Bases	1, vs. Cal State Fullerton (2/17/18)	1, six times, last vs.Cal State Fullerton (2/17/18)
Hitting Streak (current)	2 games (0)	3 games (2017)

CAREER STATS

Year	AVG	GP	GS	AB	R	H	2B	3B	HR	RBI	TB	SLG%	BB	HBP	SO	GDP	OB%	SF	SH	SB	ATT	PO	A	E	FLD%
2016	.250	54	14	8	12	2	0	0	0	0	2	.250	2	0	2	0	.400	0	0	1	1	10	1	1	.917
2017	.185	55	46	92	13	17	2	0	0	4	19	.207	13	1	26	0	.290	1	11	7	7	38	4	1	.977
2018	.167	24	22	36	3	6	0	1	0	0	8	.222	4	0	6	0	.250	0	5	1	1	7	0	0	1.000
TOTAL	**.184**	**133**	**82**	**136**	**28**	**25**	**2**	**1**	**0**	**4**	**29**	**.213**	**19**	**1**	**34**	**0**	**.287**	**1**	**16**	**9**	**9**	**55**	**5**	**2**	**.968**

KATIE REED

#23 • R/R • SS • JUNIOR • ST. LOUIS, MO. (OAKVILLE)

NFCA All-American SS in 2017 ... Third All-American in program history ... First Team All-SEC ... 4.0 student ... Eighth player in program history to be named First Team All-SEC ... 'SportsCenter' Top 10 Play on 5/21 in the Regional Final vs. Illinois ... Was hand-picked by UK AD Mitch Barnhart to speak on behalf of student-athletes at the opening of the new UK Science Building on campus because of her wonderful academic success ... Elected to the Frank G. Ham Society of Character ... Has five multi-RBI games and nine multi-hit games this season, and three in the last five, as well ... Has scored 2+ runs in nine games this year, including three against New Mexico State on Feb. 11 ... Has three triples on the season, tying her career best (freshman year) ... Scored on the same play in which she hit, roping a double to the wall and then coming around to score on a fielding error by the center fielder ... Has 11 stolen bases ... Had a hit in 10-straight games before UK was no-hit by Kelly Barnhill ... Reed then responded by going 3-for-3 with three singles against Barnhill in the Sunday match-up and reached base safely in every at bat against the All-American.

Category	Season High (Last)	Career High (Last)
At-Bats	4, six times, last vs. Ohio (3/3/18)	5, five times, at Mississippi State (5/7/17)
Runs	3, at New Mexico State (2/11/18)	3, twice, last at New Mexico State (2/11/18)
Hits	3, four times, last at Florida (3/12/18)	3, nine times, last at Florida (3/12/18)
RBI	3, vs. New Mexico State (2/10/18)	4, vs. Memphis (2/25/17)
Walks	1, four times, last vs. Indiana (3/14/18)	2, twice, last at Arkansas (3/12/16)
Stolen Bases	2, twice, last vs. Indiana (3/14/18)	2, six times, last vs. Harvard (2/24/18)
Hitting Streak (current)	10 games (1)	18 games** (school record, 2016)

CAREER STATS

Year	AVG	GP	GS	AB	R	H	2B	3B	HR	RBI	TB	SLG%	BB	HBP	SO	GDP	OB%	SF	SH	SB	ATT	PO	A	E	FLD%
2016	.312	60	60	170	34	53	8	3	3	22	76	.447	17	3	28	0	.378	3	7	12	15	92	88	7	.963
2017	.353	58	58	201	26	71	10	0	3	21	90	.448	6	0	19	0	.370	1	7	16	20	72	148	9	.961
2018	.430	25	25	79	27	34	4	3	2	16	50	.633	4	3	7	1	.477	0	2	11	13	21	75	2	.980
TOTAL	**.351**	**143**	**143**	**450**	**87**	**158**	**22**	**6**	**8**	**59**	**216**	**.480**	**27**	**6**	**54**	**1**	**.392**	**4**	**16**	**39**	**48**	**185**	**311**	**18**	**.965**

ERIN RETHLAKE

#8 • L/L • LHP/INF • SENIOR • HUNTINGTON, IND. (HUNTINGTON NORTH)

Overall: Was by far the most improved player for Kentucky in 2017, especially on the offensive end ... Converted to a slapper after week one of the regular season for the first time in her career in 2017, and ended up hitting .300 last season for the first time in her career ... Is UK's top returning pitcher, with a 1.95 ERA coming back from last season, including starts in the SEC Tournament quarterfinals vs. #8 Auburn, the NCAA Lexington Regional Final vs. Illinois, and the NCAA Eugene Super Regional vs. #3 Oregon.

Hitting: Is on fire, hitting .377 and an on-base percentage of .400 on the year, off to the best offensive start of her career ... Has 11 RBI's this year, including her 6th-career multi-RBI game against Cal State Fullerton in a game she also won in the circle ... Has 29 hits in 74 at bats, and has scored 17 runs ... Converted to a slapper in week 2 of the 2017 season after never having done it in an NCAA game before in her career ... Has 11 stolen bases, which is one off the team leader, Bailey Vick ... Has 10 multi-hit games, which leads all UK players.

Pitching: Has started seven games this season, and sports a 5-3 record in the circle ... Went the distance in a 10-2 win over New Mexico State for her first win of the season, and UK's first win of the 2018 year ... Also had a complete-game performance in a run-rule 10-2 win against Cal State Fullerton at the Campbell/Cartier Classic in San Diego ... Also went the distance in an 8-4 midweek win over NIU in whoch she struck out six batters and only walked one.

Category	Season High (Last)	Career High (Last)
At-Bats	4, seven times, last vs. NIU (3/13/18)	5 vs. Southern Illinois (3/3/17)
Runs	2, four times, last vs. NIU (3/13/18)	2, seven times, last vs. Ohio (3/4/18)
Hits	2, 10 times, last vs. NIU (3/13/18)	4, vs. Drexel, 3/10/17
RBI	2, twice, last vs. Indiana (3/14/18)	2, seven times, last vs. Indiana (3/14/18)
Walks	1, three times, last vs. Harvard (2/24/18)	2, twice, last vs. Florida A&M (2/25/17)
Stolen Bases	2, twice, last vs. Dayton (3/3/18)	4, vs. Drexel (3/10/17) - tied school record
Hitting Streak (current)	8 games (2)	8 games (2018)
Innings	7.0, twice, last vs. NIU (3/13/18)	7.0, nine times, last vs. NIU (3/13/18)
Strikeouts	6, twice, last vs. NIU (3/13/18)	14 vs. Lipscomb, 2/16/16
Wins	5	10 (2017) ... Previous high was four in 2015

CAREER STATS - PITCHING

Year	ERA	W	L	APP	GS	CG	SHO	CBO	SV	IP	H	R	ER	BB	SO	2B	3B	HR	BF	B/AVG	WP	HBP	BK	SFA	SHA
2015	3.66	4	1	22	4	1	0	2	1	51.2	48	24	21	26	41	13	1	5	231	.244	2	6	1	0	2
2016	6.19	1	2	6	3	1	1	1	0	16.0	13	13	11	8	22	3	0	2	77	.206	2	5	0	1	0
2017	1.95	10	5	25	14	4	3	4	0	104.0	76	31	29	50	73	9	0	7	446	.204	7	13	0	2	9
2018	4.25	5	3	10	7	3	0	0	0	42.1	31	25	20	22	38	5	0	3	185	.201	3	7	0	0	2
TOTAL	**3.41**	**20**	**11**	**63**	**28**	**9**	**4**	**7**	**1**	**214.0**	**168**	**93**	**81**	**106**	**174**	**30**	**1**	**17**	**939**	**.214**	**14**	**31**	**1**	**3**	**13**

CAREER STATS - HITTING

Year	AVG	GP	GS	AB	R	H	2B	3B	HR	RBI	TB	SLG%	BB	HBP	SO	GDP	OB%	SF	SH	SB	ATT	PO	A	E	FLD%
2015	.115	33	17	52	4	6	2	0	0	4	8	.154	4	1	21	0	.193	0	0	0	0	14	8	1	.957
2016	.125	49	18	56	8	7	0	0	0	2	7	.125	7	0	13	0	.222	0	3	3	3	18	8	0	1.000
2017	.300	57	54	160	22	48	3	0	0	15	51	.319	7	0	29	0	.329	0	3	18	19	302	36	10	.971
2018	.377	25	25	77	17	29	0	1	0	11	31	.403	3	0	12	0	.400	0	2	11	14	148	18	1	.994
TOTAL	**.261**	**164**	**114**	**345**	**51**	**90**	**5**	**1**	**0**	**32**	**97**	**.281**	**21**	**1**	**75**	**0**	**.305**	**0**	**8**	**32**	**36**	**482**	**70**	**12**	**.979**

ASHLEY RUIZ

#28 • RHP/U • SOPHOMORE • ALISO VIEJO, CALIF. (PALM ALISO NIGUEL HS)

Utility player off the bench ... Can both pitch and hit ... Hit a home run vs. Cal State Fullerton in her home state to get her first-career hit ... It was a solo HR over the left field wall.

Category	Season High (Last)	Career High (Last)
At-Bats	1, three times, last vs. Indiana (3/14/18)	1, eight times, last vs. Indiana (3/14/18)
Runs	1, vs. Cal State Fullerton (2/17/18)	1, vs. Cal State Fullerton (2/17/18)
Hits	1, vs. Cal State Fullerton (2/17/18)	1, vs. Cal State Fullerton (2/17/18)
RBI	1, vs. Cal State Fullerton (2/17/18)	1, vs. Cal State Fullerton (2/17/18)
Walks	-	-
Stolen Bases	-	-
Hitting Streak (current)	1 game (0)	1 game (1)

CAREER STATS

Year	AVG	GP	GS	AB	R	H	2B	3B	HR	RBI	TB	SLG%	BB	HBP	SO	GDP	OB%	SF	SH	SB	ATT	PO	A	E	FLD%
2017	.000	5	0	5	0	0	0	0	0	0	0	.000	0	0	0	0	.000	0	0	0	0	0	0	0	.000
2018	.333	4	0	3	1	1	0	0	1	1	4	1.333	0	0	0	0	.333	0	0	0	0	0	0	0	.000
TOTAL	**.125**	**9**	**0**	**8**	**1**	**1**	**0**	**0**	**1**	**1**	**4**	**.500**	**0**	**0**	**0**	**0**	**.125**	**0**	**0**	**0**	**0**	**0**	**0**	**0**	**.000**

JENNY SCHAPER

#6 • R/R • C/1B • JUNIOR • ST. LOUIS, MO. (LUTHERAN)

Kentucky's starting everyday catcher ... Great reciever of the ball ... UK's most improved hitter ... Has been an RBI machine in the non-conference with 19 of them in 23 games ... Has home runs against New Mexico State, Cal State Fullerton, Ohio and NIU ... Also playing a little first base this year when she is not catching, or will start in the DP slot ... Has nine multi-hit games, and has scored a run in 12 games ... Broke up Kelly Barnhill's no-hitter with a second-inning walk on March 9.

Category	Season High (Last)	Career High (Last)
At-Bats	5 vs. Bradley (2/24/18)	5, twice, last vs. Bradley (2/24/18)
Runs	2, four times, last vs. Indiana (3/14/18)	2, five times, last vs. Indiana (3/14/18)
Hits	2, nine times, last vs. NIU (3/13/18)	2, 17 times, last vs. NIU (3/13/18)
RBI	3, twice, last vs. Ohio (3/3/18)	3, three times, last vs. Ohio (3/3/18)
Walks	2 vs. Indiana (3/14/18)	3, vs. Louisville (4/12/17)
Stolen Bases	1, vs. New Mexico State (2/10/18)	1, twice, last vs. New Mexico State (2/10/18)
Hitting Streak (current)	6 games (1)	6 games (current)

CAREER STATS

Year	AVG	GP	GS	AB	R	H	2B	3B	HR	RBI	TB	SLG%	BB	HBP	SO	GDP	OB%	SF	SH	SB	ATT	PO	A	E	FLD%
2016	.273	57	47	121	11	33	7	0	4	20	52	.430	17	2	19	0	.369	1	3	0	0	397	22	2	.995
2017	.238	57	55	164	14	39	7	1	6	18	66	.402	15	6	24	1	.324	0	2	1	1	351	35	1	.997
2018	.375	25	25	72	17	27	5	0	4	19	44	.611	8	5	9	1	.471	0	0	1	1	144	10	2	.987
TOTAL	**.277**	**139**	**127**	**357**	**42**	**99**	**19**	**1**	**14**	**57**	**162**	**.454**	**40**	**13**	**52**	**2**	**.370**	**1**	**5**	**2**	**2**	**892**	**67**	**5**	**.995**

LARISSA SPELLMAN

#30 • RHP • SOPHOMORE • BUTLER, N.J. (BUTLER HS)

Has started three games, vs. New Mexico State, SEMO and against Harvard ... Pitched against Florida, and threw a clean seventh inning in the series opener on Friday night.

Category	Season High (Last)	Career High (Last)
Innings	2.1 vs. Harvard (2/24/18)	6.2 vs. Florida A&M (2/12/17)
Strikeouts	2 vs. Harvard (2/24/18)	-4 vs. Ole Miss (3/31/17)
Wins	0	2 (2017)
Appearances	4	4

CAREER STATS - PITCHING

Year	ERA	W	L	APP	GS	CG	SHO	CBO	SV	IP	H	R	ER	BB	SO	2B	3B	HR	BF	B/AVG	WP	HBP	BK	SFA	SHA
2017	4.08	2	2	21	10	0	0	3	0	46.1	45	28	21	33	29	5	1	2	222	.245	5	2	0	0	3
2018	9.95	0	0	4	3	0	0	0	0	6.1	12	8	7	3	4	2	0	2	36	.400	1	1	0	2	0
TOTAL	**4.78**	**2**	**2**	**25**	**13**	**0**	**0**	**3**	**0**	**52.2**	**57**	**36**	**28**	**36**	**33**	**7**	**1**	**4**	**258**	**.266**	**6**	**3**	**0**	**2**	**3**



BETHANY TODD

#17 • RHP • FRESHMAN • WOODFORD CO., KENTUCKY (WOODFORD CO. HS)

Made her first-career appearance vs. New Mexico State on opening day, pitching one inning, and allowing just one hit ... Got her first-career start on March 6 vs. SIUE where she went 3.0 innings, allowing just one run on three hits with two strikeouts.

Category	Season High (Last)	Career High (Last)
Innings	3.0 vs. SIUE (3/6/18)	3.0 vs. SIUE (3/6/18)
Strikeouts	2 vs. SIUE (3/6/18)	-2 vs. SIUE (3/6/18)
Wins	-	-
Appearances	2	2

CAREER STATS - PITCHING

Year	ERA	W	L	APP	GS	CG	SHO	CBO	SV	IP	H	R	ER	BB	SO	2B	3B	HR	BF	B/AVG	WP	HBP	BK	SFA	SHA
2018	2.25	0	0	2	1	0	0	0	0	4.0	4	1	1	2	2	2	0	0	18	.286	0	1	0	0	1
TOTAL	**2.25**	**0**	**0**	**2**	**1**	**0**	**0**	**0**	**0**	**4.0**	**4**	**1**	**1**	**2**	**2**	**2**	**0**	**0**	**18**	**.286**	**0**	**1**	**0**	**0**	**1**

BAILEY VICK

#2 • L/R • OUTFIELD • SOPHOMORE • PADUCAH, KY. (MC CRACKEN COUNTY)

2017 SEC All-Freshman Team ... 2017 SEC All-Defensive Team (LF) ... Was the leader in the SEC with a .633 batting average through three weeks of play ... Currently top 15 in the SEC in batting average ... Leads the team with 12 stolen bases ... Went 9-for-9 on Feb. 24 in UK's games against Bradley and Harvard with an on-base percentage of 1.000 that day ... Has a hit in all but five games this year ... Had a career-high four-hit game in UK's 5-0 win at San Diego State ... Hit .500 at the Citrus Classic in Orlando ... Has scored a run in 11 games this season, including four multi-run scoring games ... Had a career-high three-RBI day vs. Indiana on March 14 in a 15-2 win over the Hoosiers ... Has two multi-stolen base games (Bradley, IU) ... Currently on a four-game hittting streak, one off her season and career high.

Category	Season High (Last)	Career High (Last)
At-Bats	5 vs. SEMO (3/4/18)	5, twice, last vs. SEMO, (3/4/18)
Runs	2, four times, last vs. NIU (3/13/18)	2, eight times, last vs. NIU (3/13/18)
Hits	4, at San Diego State (2/15/18)	4, at San Diego State (2/15/18)
RBI	3 vs. Indiana (3/14/18)	3 vs. Indiana (3/14/18)
Walks	3 vs. Bradley (2/24/18)	3 vs. Bradley (2/24/18)
Stolen Bases	4, vs. Bradley (2/24/18) * Tied school record	4, vs. Bradley (2/24/18) * Tied school record
Hitting Streak (current)	5 games (4)	5 games (2017 and 2018)

CAREER STATS

Year	AVG	GP	GS	AB	R	H	2B	3B	HR	RBI	TB	SLG%	BB	HBP	SO	GDP	OB%	SF	SH	SB	ATT	PO	A	E	FLD%
2017	.321	58	58	156	21	50	9	0	0	8	59	.378	10	6	32	0	.384	0	8	10	16	26	0	0	1.000
2018	.431	24	24	72	15	31	1	0	0	7	32	.444	6	1	13	0	.481	0	0	12	13	16	3	1	.950
TOTAL	**.355**	**82**	**82**	**228**	**36**	**81**	**10**	**0**	**0**	**15**	**91**	**.399**	**16**	**7**	**45**	**0**	**.414**	**0**	**8**	**22**	**29**	**42**	**3**	**1**	**.978**

2018 Kentucky Softball
Statistics Summary for Kentucky (as of Mar 18, 2018)
(All games)

Record: 19-6 Home: 10-0 Away: 2-5 Neutral: 7-1 SEC: 2-3

Date	Opponent		Score
2/10	at New Mexico State	L	9-12
2/10	at New Mexico State	L	6-10
2/11	at New Mexico State	W	10-2
!2/15	at San Diego State	W	5-0
!2/16	vs Cal State Fullerton	W	10-2
!2/17	vs North Dakota State	W	2-0
!2/17	vs Cal State Fullerton	W	11-0
^2/23	vs #22 Minnesota	L	1-2
^2/23	vs Duke	W	5-1
^2/24	vs Bradley	W	11-6
^2/24	vs Harvard	W	9-3
^2/25	vs Purdue	W	5-3
3/1	DAYTON	W	4-1
%3/3	OHIO	W	5-3
%3/3	SEMO	W	4-2
%3/4	SEMO	W	11-2
%3/4	OHIO	W	11-1
3/6	SIUE	W	4-1
*3/9	at #2 Florida	L	0-6
*3/10	at #2 Florida	L	2-3
*3/11	at #2 Florida	L	0-4
3/12	NORTHERN ILLINOIS	W	8-4
3/14	INDIANA	W	15-2
*3/17	#8 LSU	W	4-1
*3/18	#8 LSU	W	2-0

* = Conference game
! = Campbell/Cartier Classic (San Diego)
^ = Citrus Classic (Orlando, Fla.)
% = John Cropp Classic (Lexington, Ky.)

Player	avg	gp-gs	ab	r	h	2b	3b	hr	rbi	bb	hbp	so	sb-att
Bailey Vick	.431	24-24	72	15	31	1	0	0	7	6	1	13	12-13
Katie Reed	.430	25-25	79	27	34	4	3	2	16	4	3	7	11-13
Erin Rethlake	.377	25-25	77	17	29	0	1	0	11	3	0	12	11-14
Jenny Schaper	.375	25-25	72	17	27	5	0	4	19	8	5	9	1-1
Abbey Cheek	.372	25-25	78	17	29	3	2	8	29	3	1	10	5-6
Brooklin Hinz	.333	24-24	63	15	21	4	0	1	13	3	0	9	4-6
Mallory Peyton	.250	24-14	40	11	10	3	0	3	9	5	1	10	0-0
Alex Martens	.238	25-22	63	13	15	3	0	4	17	10	2	6	0-0
Lauren Johnson	.222	25-9	36	10	8	2	1	0	10	11	1	10	3-5
Sarah Rainwater	.167	24-22	36	3	6	0	1	0	0	4	0	6	1-1
Rachael Metzger	.158	17-9	19	2	3	2	0	1	4	4	1	6	0-0

Ashley Ruiz	.333	4-0	3	1	1	0	0	1	1	0	0	0	0-0
Autumn Humes	.250	5-3	4	0	1	0	0	0	0	0	0	1	0-0
Kelsee Henson	.100	14-1	10	5	1	0	0	0	1	0	0	4	0-0
Grace Baalman	.000	5-4	2	0	0	0	0	0	0	0	0	0	0-0
Kalia Johnson	.000	3-0	2	0	0	0	0	0	0	0	0	0	0-0
Hannah Huffman	.000	6-2	1	1	0	0	0	0	0	0	0	0	0-0
Larissa Spellman	.000	1-1	0	0	0	0	0	0	0	0	0	0	0-0
Totals	.329	25	657	154	216	27	8	24	137	61	15	103	48-59
Opponents	.231	25	594	71	137	28	3	10	62	67	15	140	14-20

LOB - Team (130), Opp (134). DPs turned - Team (11), Opp (10). IBB - Team (1), Martens, A 1. Picked off - Peyton, M 1, Johnson, K 1.

Player	era	w-l	app	gs	cg	sh	sv	ip	h	r	er	bb	so
Grace Baalman	1.56	9-2	14	7	7	2	1	62.2	53	16	14	20	57
Autumn Humes	2.43	5-1	10	7	3	2	1	46.0	37	21	16	20	39
Erin Rethlake	3.31	5-3	10	7	3	0	0	42.1	31	25	20	22	38

Bethany Todd	1.75	0-0	2	1	0	0	0	4.0	4	1	1	2	2
Larissa Spellman	7.74	0-0	4	3	0	0	0	6.1	12	8	7	3	4
Totals	2.52	19-6	25	25	13	4	2	161.1	137	71	58	67	140
Opponents	5.65	6-19	25	25	8	2	1	155.0	216	154	125	61	103

PB - Team (3), Metzger, R 2, Schaper, J 1, Opp (3). Pickoffs - Team (0), Opp (2).
SBA/ATT - Schaper, J (7-11), Metzger, R (7-9), Rethlake, E (5-8), Baalman, G (5-7), Humes, A (3-4), Todd, B (1-1).

Score by innings	1	2	3	4	5	6	7	Total
Kentucky	26	27	16	27	25	14	19	154
Opponents	16	8	10	9	14	8	6	71

Win-loss breakouts: Day 16-3; Night 3-3; vs Left 2-0; vs Right 17-6;
1-run games 0-2; 2-run games 5-0; 5+run games 9-1; Extra inns 0-0; Shutouts 4-2.
Current streak: Won 4; Longest winning streak: 10; Longest losing streak: 3.
Attendance: Home 4487 (avg 448); Away 7570 (avg 540); Total 12057 (avg 502).

2018 Kentucky Softball
Overall Statistics for Kentucky (as of Mar 18, 2018)
(All games Sorted by Batting avg)

Record: 19-6 Home: 10-0 Away: 2-5 Neutral: 7-1 SEC: 2-3

Player	avg	gp-gs	ab	r	h	2b	3b	hr	rbi	tb	slg%	bb	hp	so	gdp	ob%	sf	sh	sb-att	po	a	e	fld%
Bailey Vick	.431	24-24	72	15	31	1	0	0	7	32	.444	6	1	13	0	.481	0	0	12-13	16	3	1	.950
Katie Reed	.430	25-25	79	27	34	4	3	2	16	50	.633	4	3	7	1	.477	0	2	11-13	21	75	2	.980
Erin Rethlake	.377	25-25	77	17	29	0	1	0	11	31	.403	3	0	12	0	.400	0	2	11-14	148	18	1	.994
Jenny Schaper	.375	25-25	72	17	27	5	0	4	19	44	.611	8	5	9	1	.471	0	0	1-1	144	10	2	.987
Abbey Cheek	.372	25-25	78	17	29	3	2	8	29	60	.769	3	1	10	0	.398	1	1	5-6	21	70	7	.929
Brooklin Hinz	.333	24-24	63	15	21	4	0	1	13	28	.444	3	0	9	0	.364	0	0	4-6	15	0	1	.938
Mallory Peyton	.250	24-14	40	11	10	3	0	3	9	22	.550	5	1	10	0	.348	0	2	0-0	30	10	1	.976
Alex Martens	.238	25-22	63	13	15	3	0	4	17	30	.476	10	2	6	1	.360	0	1	0-0	38	27	1	.985
Lauren Johnson	.222	25-9	36	10	8	2	1	0	10	12	.333	11	1	10	0	.400	2	0	3-5	4	0	0	1.000
Sarah Rainwater	.167	24-22	36	3	6	0	1	0	0	8	.222	4	0	6	0	.250	0	5	1-1	7	0	0	1.000
Rachael Metzger	.158	17-9	19	2	3	2	0	1	4	8	.421	4	1	6	0	.333	0	0	0-0	37	3	2	.952

Ashley Ruiz	.333	4-0	3	1	1	0	0	1	1	4	1.333	0	0	0	0	.333	0	0	0-0	0	0	0	.000
Autumn Humes	.250	5-3	4	0	1	0	0	0	0	1	.250	0	0	1	0	.250	0	0	0-0	1	7	0	1.000
Kelsee Henson	.100	14-1	10	5	1	0	0	0	1	1	.100	0	0	4	0	.100	0	0	0-0	0	0	0	.000
Kalia Johnson	.000	3-0	2	0	0	0	0	0	0	0	.000	0	0	0	0	.000	0	0	0-0	0	0	0	.000
Grace Baalman	.000	5-4	2	0	0	0	0	0	0	0	.000	0	0	0	0	.000	0	0	0-0	1	17	0	1.000
Hannah Huffman	.000	6-2	1	1	0	0	0	0	0	0	.000	0	0	0	0	.000	0	0	0-0	0	0	0	.000
Larissa Spellman	.000	1-1	0	0	0	0	0	0	0	0	.000	0	0	0	0	.000	0	0	0-0	1	2	0	1.000
Totals	.329	25	657	154	216	27	8	24	137	331	.504	61	15	103	3	.397	3	13	48-59	484	242	18	.976
Opponents	.231	25	594	71	137	28	3	10	62	201	.338	67	15	140	4	.323	2	11	14-20	465	170	32	.952

LOB - Team (130), Opp (134). DPs turned - Team (11), Opp (10). IBB - Team (1), Martens, A 1. Picked off - Peyton, M 1, Johnson, K 1.

(All games Sorted by Earned run avg)

Player	era	w-l	app	gs	cg	sho	sv	ip	h	r	er	bb	so	2b	3b	hr	b/avg	wp	hp	bk	sfa	sha
Grace Baalman	1.56	9-2	14	7	7	2/0	1	62.2	53	16	14	20	57	14	1	2	.230	4	5	0	0	4
Autumn Humes	2.43	5-1	10	7	3	2/0	1	46.0	37	21	16	20	39	5	2	3	.223	1	1	0	0	4
Erin Rethlake	3.31	5-3	10	7	3	0/0	0	42.1	31	25	20	22	38	5	0	3	.201	3	7	0	0	2

Bethany Todd	1.75	0-0	2	1	0	0/0	0	4.0	4	1	1	2	2	2	0	0	.286	0	1	0	0	1
Larissa Spellman	7.74	0-0	4	3	0	0/0	0	6.1	12	8	7	3	4	2	0	2	.400	1	1	0	2	0
Totals	2.52	19-6	25	25	13	4/0	2	161.1	137	71	58	67	140	28	3	10	.231	9	15	0	2	11
Opponents	5.65	6-19	25	25	8	2/0	1	155.0	216	154	125	61	103	27	8	24	.329	14	15	0	3	13

PB - Team (3), Metzger, R 2, Schaper, J 1, Opp (3). Pickoffs - Team (0), Opp (2). SBA/ATT - Schaper, J (7-11), Metzger, R (7-9), Rethlake, E (5-8), Baalman, G (5-7), Humes, A (3-4), Todd, B (1-1).

2018 Kentucky Softball
Overall Statistics for Kentucky (as of Mar 18, 2018)
(All games Sorted by Fielding pct)

Player	c	po	a	e	fld%	dp	sba	csb	sba%	pb	ci
Grace Baalman	18	1	17	0	1.000	0	5	2	.714	0	0
Autumn Humes	8	1	7	0	1.000	1	3	1	.750	0	0
Sarah Rainwater	7	7	0	0	1.000	0	0	0	.000	0	0
Lauren Johnson	4	4	0	0	1.000	0	0	0	.000	0	0
Larissa Spellman	3	1	2	0	1.000	0	0	0	.000	0	0
Erin Rethlake	167	148	18	1	.994	10	5	3	.625	0	0
Jenny Schaper	156	144	10	2	.987	1	7	4	.636	1	0
Alex Martens	66	38	27	1	.985	4	0	0	.000	0	0
Katie Reed	98	21	75	2	.980	4	0	0	.000	0	0
Mallory Peyton	41	30	10	1	.976	3	0	0	.000	0	0
Rachael Metzger	42	37	3	2	.952	0	7	2	.778	2	0
Bailey Vick	20	16	3	1	.950	0	0	0	.000	0	0
Brooklin Hinz	16	15	0	1	.938	0	0	0	.000	0	0
Abbey Cheek	98	21	70	7	.929	6	0	0	.000	0	0
Kalia Johnson	0	0	0	0	.000	0	0	0	.000	0	0
Hannah Huffman	0	0	0	0	.000	0	0	0	.000	0	0
Bethany Todd	0	0	0	0	.000	0	1	0	1.000	0	0
Ashley Ruiz	0	0	0	0	.000	0	0	0	.000	0	0
Kelsee Henson	0	0	0	0	.000	0	0	0	.000	0	0
Totals	744	484	242	18	.976	11	14	6	.700	3	0
Opponents	667	465	170	32	.952	10	48	11	.814	3	0

Hitting minimums - 1 Games 0.8 AB/Game
Pitching minimums - 1 Games 1.0 IP/Game

2018 Kentucky Softball
Games Summary for Kentucky (as of Mar 18, 2018)
(All games)

Score by innings	1	2	3	4	5	6	7	Total
Kentucky	26	27	16	27	25	14	19	154
Opponents	16	8	10	9	14	8	6	71

Record when ...			
Overall	19-6	After 4 leading	16-1
Conference	2-3	..... trailing	0-4
Non-Conference	17-3	..... tied	3-1
Home games	10-0	After 5 leading	13-1
Away games	2-5	..... trailing	0-5
Neutral site	7-1	..... tied	2-0
Day games	16-3	After 6 leading	14-1
Night games	3-3	..... trailing	1-5
vs Left starter	2-0	..... tied	0-0
vs Right starter	17-6		
1-Run games	0-2	Hit 0 home runs	7-4
2-Run games	5-0	... 1 home run	7-1
5+Run games	9-1	... 2+ home runs	5-1
Extra innings	0-0		
Shutouts	4-2	Opponent 0 home runs	14-4
		..... 1 home run	4-1
Scoring 0-2 runs	2-4	..... 2+ HRs	1-1
..... 3-5 runs	8-0		
..... 6-9 runs	2-2	Made 0 errors	8-3
..... 10+ runs	7-0	.... 1 error	8-2
		.... 2+ errors	3-1
Opponent 0-2 runs	14-1		
..... 3-5 runs	4-2	Opp. made 0 errors	3-4
..... 6-9 runs	1-1	..... 1 error	9-0
..... 10+ runs	0-2	..... 2+ errors	7-2
Scored in 1st inning	11-1	Out-hit opponent	18-0
Opp. scored in 1st	5-3	Out-hit by opponent	0-5
Scores first	14-3	Hits are tied	1-1
Opp. scores first	5-3		

Record when team scores:

Runs	0	1	2	3	4	5	6	7	8	9	10+
W-L	0-2	0-1	2-1	0-0	4-0	4-0	0-1	0-0	1-0	1-1	7-0

Record when opponent scores:

Runs	0	1	2	3	4	5	6	7	8	9	10+
W-L	4-0	5-0	5-1	3-1	1-1	0-0	1-1	0-0	0-0	0-0	0-2

Record when leading after:

Inn.	1	2	3	4	5	6
W-L	10-1	9-1	12-2	16-1	13-1	14-1

Record when trailing after:

Inn.	1	2	3	4	5	6
W-L	4-3	4-3	3-3	0-4	0-5	1-5

Record when tied after:

Inn.	1	2	3	4	5	6
W-L	5-2	6-2	4-1	3-1	2-0	0-0

Current winning streak: 4
Longest winning streak: 10
Longest losing streak: 3

Home attendance : 4487 (10 dates avg = 448)
Away attendance : 7570 (14 dates avg = 540)
Total attendance: 12057 (24 dates avg = 502)

2018 Kentucky Softball
Batting Leaders for Kentucky (as of Mar 18, 2018)
(All games)

Hitting minimums - 1 Games 0.8 AB/Game
Pitching minimums - 1 Games 1.0 IP/Game

Batting avg

1.	Bailey Vick	.431
2.	Katie Reed	.430
3.	Erin Rethlake	.377
4.	Jenny Schaper	.375
5.	Abbey Cheek	.372

Slugging pct

1.	Abbey Cheek	.769
2.	Katie Reed	.633
3.	Jenny Schaper	.611
4.	Mallory Peyton	.550
5.	Alex Martens	.476

On base pct

1.	Bailey Vick	.481
2.	Katie Reed	.477
3.	Jenny Schaper	.471
4.	Erin Rethlake	.400
	Lauren Johnson	.400

Runs scored

1.	Katie Reed	27
2.	Jenny Schaper	17
	Erin Rethlake	17
	Abbey Cheek	17
5.	2 tied at..	15

Hits

1.	Katie Reed	34
2.	Bailey Vick	31
3.	Abbey Cheek	29
	Erin Rethlake	29
5.	Jenny Schaper	27

Runs batted in

1.	Abbey Cheek	29
2.	Jenny Schaper	19
3.	Alex Martens	17
4.	Katie Reed	16
5.	Brooklin Hinz	13

Doubles

1.	Jenny Schaper	5
2.	Brooklin Hinz	4
	Katie Reed	4
4.	3 tied at..	3

Triples

1.	Katie Reed	3
2.	Abbey Cheek	2
3.	Lauren Johnson	1
	Sarah Rainwater	1
	Erin Rethlake	1

Home runs

1.	Abbey Cheek	8
2.	Alex Martens	4
	Jenny Schaper	4
4.	Mallory Peyton	3
5.	Katie Reed	2

Total bases

1.	Abbey Cheek	60
2.	Katie Reed	50
3.	Jenny Schaper	44
4.	Bailey Vick	32
5.	Erin Rethlake	31

Walks

1.	Lauren Johnson	11
2.	Alex Martens	10
3.	Jenny Schaper	8
4.	Bailey Vick	6
5.	Mallory Peyton	5

Hit by pitch

1.	Jenny Schaper	5
2.	Katie Reed	3
3.	Alex Martens	2
4.	5 tied at.....	1

Sac bunts

1.	Sarah Rainwater	5
2.	Erin Rethlake	2
	Katie Reed	2
	Mallory Peyton	2
5.	2 tied at...	1

Sac flies

1.	Lauren Johnson	2
2.	Abbey Cheek	1

Stolen bases

1.	Bailey Vick	12
2.	Katie Reed	11
	Erin Rethlake	11
4.	Abbey Cheek	5
5.	Brooklin Hinz	4

Caught stealing

1.	Erin Rethlake	3
2.	Lauren Johnson	2
	Brooklin Hinz	2
	Katie Reed	2
5.	2 tied at..	1

Steal attempts

1.	Erin Rethlake	14
2.	Katie Reed	13
	Bailey Vick	13
4.	Abbey Cheek	6
	Brooklin Hinz	6

Stolen base pct

1.	Jenny Schaper	1.000
	Sarah Rainwater	1.000
3.	Bailey Vick	.923
4.	Katie Reed	.846
5.	Abbey Cheek	.833

Strikeouts

1.	Bailey Vick	13
2.	Erin Rethlake	12
3.	Abbey Cheek	10
	Lauren Johnson	10
	Mallory Peyton	10

Grounded into DP

1.	Alex Martens	1
	Jenny Schaper	1
	Katie Reed	1

Total plate appearances

1.	Katie Reed	88
2.	Jenny Schaper	85
3.	Abbey Cheek	84
4.	Erin Rethlake	82
5.	Bailey Vick	79

At bats

1.	Katie Reed	79
2.	Abbey Cheek	78
3.	Erin Rethlake	77
4.	Jenny Schaper	72
	Bailey Vick	72

Games played

1.	6 tied at.	25

Game starts

1.	Erin Rethlake	25
	Abbey Cheek	25
	Jenny Schaper	25
	Katie Reed	25
5.	2 tied at..	24

Games as sub

1.	Lauren Johnson	16
2.	Kelsee Henson	13
3.	Mallory Peyton	10
4.	Rachael Metzger	8
5.	2 tied at..	4

2018 Kentucky Softball
Batting Per-Game Leaders for Kentucky (as of Mar 18, 2018)
(All games)

Hitting minimums - 1 Games 0.8 AB/Game
Pitching minimums - 1 Games 1.0 IP/Game

Hits per game	
1. Katie Reed	1.36
2. Bailey Vick	1.29
3. Abbey Cheek	1.16
Erin Rethlake	1.16
5. Jenny Schaper	1.08

Runs scored per game	
1. Katie Reed	1.08
2. Abbey Cheek	0.68
Erin Rethlake	0.68
Jenny Schaper	0.68
5. Bailey Vick	0.63

Doubles per game	
1. Jenny Schaper	0.20
2. Brooklin Hinz	0.17
3. Katie Reed	0.16
4. Mallory Peyton	0.13
5. Abbey Cheek	0.12

Triples per game	
1. Katie Reed	0.12
2. Abbey Cheek	0.08
3. Sarah Rainwater	0.04
4. Erin Rethlake	0.04
Lauren Johnson	0.04

Homers per game	
1. Abbey Cheek	0.32
2. Jenny Schaper	0.16
Alex Martens	0.16
4. Mallory Peyton	0.13
5. Katie Reed	0.08

RBIs per game	
1. Abbey Cheek	1.16
2. Jenny Schaper	0.76
3. Alex Martens	0.68
4. Katie Reed	0.64
5. Brooklin Hinz	0.54

Stolen bases per game	
1. Bailey Vick	0.50
2. Katie Reed	0.44
Erin Rethlake	0.44
4. Abbey Cheek	0.20
5. Brooklin Hinz	0.17

Walks per game	
1. Lauren Johnson	0.44
2. Alex Martens	0.40
3. Jenny Schaper	0.32
4. Bailey Vick	0.25
5. Rachael Metzger	0.24

Strikeouts per game	
1. Alex Martens	0.24
2. Sarah Rainwater	0.25
3. Katie Reed	0.28
4. Rachael Metzger	0.35
5. Jenny Schaper	0.36

At bats per game	
1. Katie Reed	3.16
2. Abbey Cheek	3.12
3. Erin Rethlake	3.08
4. Bailey Vick	3.00
5. Jenny Schaper	2.88

Plate appearances/gam	
1. Katie Reed	3.52
2. Jenny Schaper	3.40
3. Abbey Cheek	3.36
4. Bailey Vick	3.29
5. Erin Rethlake	3.28

2018 Kentucky Softball
Pitching Leaders for Kentucky (as of Mar 18, 2018)
(All games)

Hitting minimums - 1 Games 0.8 AB/Game
Pitching minimums - 1 Games 1.0 IP/Game

Earned run avg	
1. Grace Baalman	1.56
2. Autumn Humes	2.43
3. Erin Rethlake	3.31

Opposing bat avg	
1. Erin Rethlake	.201
2. Autumn Humes	.223
3. Grace Baalman	.230

Won-loss pct	
1. Autumn Humes	.833
2. Grace Baalman	.818
3. Erin Rethlake	.625

Wins	
1. Grace Baalman	9
2. Autumn Humes	5
Erin Rethlake	5

Losses	
1. Erin Rethlake	3
2. Grace Baalman	2
3. Autumn Humes	1

Saves	
1. Autumn Humes	1
Grace Baalman	1

Innings pitched	
1. Grace Baalman	62.2
2. Autumn Humes	46.0
3. Erin Rethlake	42.1

Batters struck out	
1. Grace Baalman	57
2. Autumn Humes	39
3. Erin Rethlake	38
4. Larissa Spellman	4
5. Bethany Todd	2

Appearances	
1. Grace Baalman	14
2. Autumn Humes	10
Erin Rethlake	10
4. Larissa Spellman	4
5. Bethany Todd	2

Games started	
1. Grace Baalman	7
Autumn Humes	7
Erin Rethlake	7
4. Larissa Spellman	3
5. Bethany Todd	1

Games finished	
1. Grace Baalman	7
2. Erin Rethlake	2
3. Autumn Humes	1
Larissa Spellman	1
Bethany Todd	1

Games in relief	
1. Grace Baalman	7
2. Erin Rethlake	3
Autumn Humes	3
4. Larissa Spellman	1
Bethany Todd	1

Wild pitches	
1. Grace Baalman	4
2. Erin Rethlake	3
3. Autumn Humes	1
Larissa Spellman	1

Balks

Hit batters	
1. Erin Rethlake	7
2. Grace Baalman	5
3. Larissa Spellman	1
Bethany Todd	1
Autumn Humes	1

Intentional BB allowed

Runners picked off

Batters SO out looking	
1. Grace Baalman	10
2. Erin Rethlake	7
3. Autumn Humes	3

Sac bunts allowed	
1. Autumn Humes	4
Grace Baalman	4
3. Erin Rethlake	2
4. Bethany Todd	1

Sac flies allowed	
1. Larissa Spellman	2

Hits allowed	
1. Erin Rethlake	31
2. Autumn Humes	37
3. Grace Baalman	53

Runs allowed	
1. Grace Baalman	16
2. Autumn Humes	21
3. Erin Rethlake	25

Earned runs allowed	
1. Grace Baalman	14
2. Autumn Humes	16
3. Erin Rethlake	20

Walks allowed	
1. Autumn Humes	20
Grace Baalman	20
3. Erin Rethlake	22

Doubles allowed	
1. Erin Rethlake	5
Autumn Humes	5
3. Grace Baalman	14

Triples allowed	
1. Erin Rethlake	0
2. Grace Baalman	1
3. Autumn Humes	2

Home runs allowed	
1. Grace Baalman	2
2. Erin Rethlake	3
Autumn Humes	3

2018 Kentucky Softball
Pitching Per-Game leaders for Kentucky (as of Mar 18, 2018)
(All games)

Hitting minimums - 1 Games 0.8 AB/Game
Pitching minimums - 1 Games 1.0 IP/Game

Innings per game	
1. Autumn Humes	4.60
2. Grace Baalman	4.48
3. Erin Rethlake	4.23

Strikeouts/game	
1. Grace Baalman	6.37
2. Erin Rethlake	6.28
3. Autumn Humes	5.93

Walks allowed/game	
1. Grace Baalman	2.23
2. Autumn Humes	3.04
3. Erin Rethlake	3.64

Doubles allowed/game	
1. Autumn Humes	0.76
2. Erin Rethlake	0.83
3. Grace Baalman	1.56

Triples allowed/game	
1. Erin Rethlake	0.00
2. Grace Baalman	0.11
3. Autumn Humes	0.30

Homers allowed/game	
1. Grace Baalman	0.22
2. Autumn Humes	0.46
3. Erin Rethlake	0.50

Fly outs/game	
1. Autumn Humes	5.02
2. Grace Baalman	4.02
3. Erin Rethlake	2.65

Ground outs/game	
1. Erin Rethlake	11.08
2. Grace Baalman	9.38
3. Autumn Humes	8.83

Batters faced/game	
1. Erin Rethlake	30.59
2. Autumn Humes	29.07
3. Grace Baalman	28.93

Hits allowed/game	
1. Erin Rethlake	5.13
2. Autumn Humes	5.63
3. Grace Baalman	5.92

Runs allowed/game	
1. Grace Baalman	1.79
2. Autumn Humes	3.20
3. Erin Rethlake	4.13

Earned runs/game	
1. Grace Baalman	1.56
2. Autumn Humes	2.43
3. Erin Rethlake	3.31

2018 Kentucky Softball
Fielding Leaders for Kentucky (as of Mar 18, 2018)
(All games)

Hitting minimums - 1 Games
Pitching minimums - 1 Games 1.0 IP/Game

	Fielding pct	
1.	Grace Baalman	1.000
	Autumn Humes	1.000
	Sarah Rainwater	1.000
	Lauren Johnson	1.000
	Larissa Spellman	1.000

	Chances	
1.	Erin Rethlake	167
2.	Jenny Schaper	156
3.	Abbey Cheek	98
	Katie Reed	98
5.	Alex Martens	66

	Putouts	
1.	Erin Rethlake	148
2.	Jenny Schaper	144
3.	Alex Martens	38
4.	Rachael Metzger	37
5.	Mallory Peyton	30

	Assists	
1.	Katie Reed	75
2.	Abbey Cheek	70
3.	Alex Martens	27
4.	Erin Rethlake	18
5.	Grace Baalman	17

	Errors	
1.	Abbey Cheek	7
2.	Katie Reed	2
	Jenny Schaper	2
	Rachael Metzger	2
5.	5 tied at.....	1

	Fielding double plays	
1.	Erin Rethlake	10
2.	Abbey Cheek	6
3.	Alex Martens	4
	Katie Reed	4
5.	Mallory Peyton	3

	Stolen bases against	
1.	Jenny Schaper	7
	Rachael Metzger	7
3.	Grace Baalman	5
	Erin Rethlake	5
5.	Autumn Humes	3

	Caught stealing by	
1.	Jenny Schaper	4
2.	Erin Rethlake	3
3.	Rachael Metzger	2
	Grace Baalman	2
5.	Autumn Humes	1

	Steal attempts against	
1.	Jenny Schaper	11
2.	Rachael Metzger	9
3.	Erin Rethlake	8
4.	Grace Baalman	7
5.	Autumn Humes	4

	Passed balls	
1.	Rachael Metzger	2
2.	Jenny Schaper	1

	Catchers interference	

2018 Kentucky Softball
Game Results for Kentucky (as of Mar 18, 2018)
(All games)

Date	Opponent		Score	Inns	Overall	SEC	Pitcher of record	Attend	Time
Feb 10, 2018	at New Mexico State-1	L	9-12	7	0-1-0	0-0-0	Rethlake, E (L 0-1)	-	2:25
Feb 10, 2018	at New Mexico State-2	L	6-10	7	0-2-0	0-0-0	Baalman, G (L 0-1)	591	2:30
Feb 11, 2018	at New Mexico State	W	10-2	7	1-2-0	0-0-0	Rethlake, E (W 1-1)	543	1:51
!02-15-18	at San Diego State	W	5-0	7	2-2-0	0-0-0	Baalman, G (W 1-0)	206	2:28
!Feb 16, 2018	vs Cal State Fullerton	W	10-2	5	3-2-0	0-0-0	Rethlake, E (W 2-1)	157	1:42
!Feb 17, 2018	vs North Dakota State	W	2-0	7	4-2-0	0-0-0	Humes, A (W 1-0)	152	1:39
!Feb 17, 2018	vs Cal State Fullerton	W	11-0	5	5-2-0	0-0-0	Baalman, G (W 2-1)	152	1:30
^Feb 23, 2018	vs #22 Minnesota	L	1-2	7	5-3-0	0-0-0	Rethlake, E (L 2-2)	100	1:46
^Feb 23, 2018	vs Duke	W	5-1	7	6-3-0	0-0-0	Baalman, G (W 3-1)	50	1:35
^Feb 24, 2018	vs Bradley	W	11-6	7	7-3-0	0-0-0	Baalman, G (W 4-1)	100	2:38
^Feb 24, 2018	vs Harvard	W	9-3	7	8-3-0	0-0-0	Baalman, G (W 5-1)	100	2:19
^Feb 25, 2018	vs Purdue	W	5-3	7	9-3-0	0-0-0	Humes, A (W 2-0)	100	2:08
Mar 01, 2018	DAYTON	W	4-1	7	10-3-0	0-0-0	Humes, A (W 3-0)	417	1:53
%Mar 03, 2018	OHIO	W	5-3	7	11-3-0	0-0-0	Rethlake, E (W 3-2)	0	2:07
%Mar 03, 2018	SEMO	W	4-2	7	12-3-0	0-0-0	Baalman, G (W 6-1)	678	2:09
%Mar 04, 2018	SEMO	W	11-2	7	13-3-0	0-0-0	Humes, A (W 4-0)	0	2:07
%Mar 04, 2018	OHIO	W	11-1	5	14-3-0	0-0-0	Baalman, G (W 7-1)	748	1:33
Mar 06, 2018	SIUE	W	4-1	7	15-3-0	0-0-0	Rethlake, E (W 4-2)	306	1:57
*Mar 09, 2018	at #2 Florida	L	0-6	7	15-4-0	0-1-0	Rethlake, E (L 4-3)	1311	1:53
*Mar 10, 2018	at #2 Florida	L	2-3	7	15-5-0	0-2-0	Baalman, G (L 7-2)	1765	2:10
*Mar 11, 2018	at #2 Florida	L	0-4	7	15-6-0	0-3-0	Humes, A (L 4-1)	2243	1:52
Mar 12, 2018	NORTHERN ILLINOIS	W	8-4	7	16-6-0	0-3-0	Rethlake, E (W 5-3)	136	2:08
Mar 14, 2018	INDIANA	W	15-2	5	17-6-0	0-3-0	Baalman, G (W 8-2)	210	1:57
*Mar 17, 2018	#8 LSU	W	4-1	7	18-6-0	1-3-0	Baalman, G (W 9-2)	789	1:44
*Mar 18, 2018	#8 LSU	W	2-0	7	19-6-0	2-3-0	Humes, A (W 5-1)	1203	1:47

* = Conference game
! = Campbell/Cartier Classic (San Diego)
^ = Citrus Classic (Orlando, Fla.)
% = John Cropp Classic (Lexington, Ky.)
() extra inning game

2018 Kentucky Softball
Team Game-by-Game for Kentucky (as of Mar 18, 2018)
Batting (All games)

Date	Opponent	ab	r	h	rbi	2b	3b	hr	tb	bb	ibb	sb	cs	hbp	sac	sf	gdp	k	po	a	e	lob	avg
Feb 10	at New Mexico State	31	9	8	7	2	0	3	19	2	0	1	0	0	0	0	0	3	18	14	1	3	.258
Feb 10	at New Mexico State	30	6	9	6	1	0	0	10	1	0	1	1	1	1	0	0	4	18	8	0	6	.279
Feb 11	at New Mexico State	33	10	12	10	1	0	4	25	1	0	1	1	2	0	0	0	2	21	11	0	5	.309
02-15-18	at San Diego State	29	5	11	4	1	0	0	12	2	0	2	1	2	0	0	0	3	21	15	1	7	.325
Feb 16	vs Cal State Fullerton	26	10	13	9	0	0	1	16	2	0	3	0	0	1	1	0	2	15	10	2	5	.356
Feb 17	vs North Dakota State	25	2	5	1	1	0	0	6	2	0	3	0	0	1	0	1	4	21	13	0	5	.333
Feb 17	vs Cal State Fullerton	21	11	9	11	2	0	2	17	5	1	2	2	0	0	0	0	3	15	7	0	3	.344
Feb 23	vs Minnesota	22	1	3	1	1	0	0	4	2	0	1	0	0	0	0	1	2	18	10	2	2	.323
Feb 23	vs Duke	25	5	8	3	0	0	1	11	1	0	1	1	0	0	0	0	3	21	14	1	3	.322
Feb 24	vs Bradley	34	11	15	6	3	1	0	20	7	0	8	0	1	2	0	0	3	21	7	1	12	.337
Feb 24	vs Harvard	28	9	13	7	1	0	0	14	7	0	6	0	1	0	0	0	3	21	11	2	9	.349
Feb 25	vs Purdue	24	5	7	3	1	0	1	11	2	0	2	2	0	0	0	0	4	21	11	0	3	.345
Mar 01	DAYTON	25	4	9	4	0	2	0	13	2	0	3	2	0	1	0	0	3	21	8	1	6	.346
Mar 03	OHIO	30	5	9	5	2	2	1	18	1	0	0	0	1	0	1	0	5	21	10	0	7	.342
Mar 03	SEMO	24	4	7	4	0	1	0	9	1	0	0	0	1	2	0	0	2	21	4	0	6	.339
Mar 04	SEMO	32	11	12	11	1	0	3	22	2	0	1	0	2	1	0	0	3	21	9	1	5	.342
Mar 04	OHIO	25	11	14	10	3	0	2	23	1	0	2	0	2	0	0	0	1	15	6	0	5	.353
Mar 06	SIUE	26	4	8	4	0	0	1	11	1	0	1	0	1	1	1	0	2	21	8	1	8	.351
*Mar 09	at Florida	21	0	0	0	0	0	0	0	1	0	0	0	0	0	0	0	13	18	9	1	1	.337
*Mar 10	at Florida	26	2	6	2	0	0	1	9	0	0	0	0	1	1	0	0	10	19	9	0	5	.331
*Mar 11	at Florida	23	0	4	0	1	0	0	5	1	0	1	1	0	0	0	1	9	18	6	0	3	.325
Mar 12	NORTHERN ILLINOIS	27	8	11	8	2	2	1	20	4	0	1	0	0	1	0	0	1	21	11	2	6	.329
Mar 14	INDIANA	25	15	11	15	3	0	1	17	9	0	6	0	0	0	0	0	7	15	9	1	7	.333
*Mar 17	LSU	23	4	6	4	0	0	2	12	1	0	0	0	0	0	0	0	10	21	15	1	2	.331
*Mar 18	LSU	22	2	6	2	1	0	0	7	3	0	2	0	0	1	0	0	1	21	7	0	6	.329
Totals		657	154	216	137	27	8	24	331	61	1	48	11	15	13	3	3	103	484	242	18	130	.329

2018 Kentucky Softball
Team Game-by-Game for Kentucky (as of Mar 18, 2018)
Pitching (All games)

Date	Opponent	ip	h	r	er	bb	so	2b	3b	hr	wp	bk	hbp	dp	ibb	score	w-l	sv	era
Feb 10	at New Mexico State	6.0	9	12	10	8	2	3	0	0	0	0	1	0	0	9-12	0-1	0	11.67
Feb 10	at New Mexico State	6.0	18	10	10	1	4	5	0	3	0	0	2	0	0	6-10	0-2	0	11.67
Feb 11	at New Mexico State	7.0	6	2	2	0	4	1	0	1	0	0	1	0	0	10-2	1-2	0	8.11
02-15-18	at San Diego State	7.0	6	0	0	3	7	1	0	0	1	0	0	0	0	5-0	2-2	0	5.92
Feb 16	vs Cal State Fullerton	5.0	3	2	1	4	5	0	0	0	1	0	0	0	0	10-2	3-2	0	5.19
Feb 17	vs North Dakota State	7.0	0	0	0	2	3	0	0	0	0	0	0	2	0	2-0	4-2	0	4.24
Feb 17	vs Cal State Fullerton	5.0	1	0	0	1	3	0	0	0	0	0	0	0	0	11-0	5-2	0	3.74
Feb 23	vs Minnesota	6.0	3	2	2	3	5	1	0	0	1	0	0	1	0	1-2	5-3	0	3.57
Feb 23	vs Duke	7.0	3	1	0	1	3	1	0	0	0	0	0	0	0	5-1	6-3	0	3.12
Feb 24	vs Bradley	7.0	8	6	6	1	8	1	0	2	0	0	2	1	0	11-6	7-3	0	3.44
Feb 24	vs Harvard	7.0	3	3	2	3	5	2	0	0	1	0	0	0	0	9-3	8-3	0	3.30
Feb 25	vs Purdue	7.0	7	3	3	4	6	2	0	0	1	0	0	1	0	5-3	9-3	0	3.27
Mar 01	DAYTON	7.0	4	1	0	2	8	2	0	0	0	0	1	0	0	4-1	10-3	1	3.00
Mar 03	OHIO	7.0	5	3	3	3	6	2	0	1	0	0	1	0	0	5-3	11-3	2	3.00
Mar 03	SEMO	7.0	5	2	2	4	8	1	0	1	0	0	1	0	0	4-2	12-3	2	2.93
Mar 04	SEMO	7.0	7	2	0	2	9	0	1	0	0	0	1	2	0	11-2	13-3	2	2.73
Mar 04	OHIO	5.0	3	1	1	4	4	0	0	0	0	0	1	2	0	11-1	14-3	2	2.67
Mar 06	SIUE	7.0	5	1	1	4	7	1	0	0	0	0	1	0	0	4-1	15-3	2	2.57
*Mar 09	at Florida	6.0	6	6	4	6	4	0	0	0	1	0	0	1	0	0-6	15-4	2	2.67
*Mar 10	at Florida	6.1	9	3	3	4	6	1	0	0	1	0	1	1	0	2-3	15-5	2	2.71
*Mar 11	at Florida	6.0	7	4	4	3	9	1	1	1	0	0	0	0	0	0-4	15-6	2	2.79
Mar 12	NORTHERN ILLINOIS	7.0	4	4	2	1	6	0	0	1	1	0	2	0	0	8-4	16-6	2	2.75
Mar 14	INDIANA	5.0	5	2	1	1	6	2	1	0	0	0	0	0	0	15-2	17-6	2	2.71
*Mar 17	LSU	7.0	5	1	1	0	5	1	0	0	1	0	0	0	0	4-1	18-6	2	2.63
*Mar 18	LSU	7.0	5	0	0	2	7	0	0	0	0	0	0	0	0	2-0	19-6	2	2.52
Totals		161.1	137	71	58	67	140	28	3	10	9	0	15	11	0	154-71	19-6	2	2.52

2018 Kentucky Softball
Individual Game-by-Game for Kentucky (as of Mar 18, 2018)

#3 Grace Baalman - 15 games (All games)

Date	Opponent	Pos	AB	R	H	RBI	2B	3B	HR	BB	SB	CS	HBP	SAC	SF	GDP	K	PO	A	E	Avg
Feb 10	at New Mexico State-1	*dh	0	0	0	0	0	0	0	0	0	0	0	0	0	0	0	0	0	0	.000
Feb 10	at New Mexico State-2	p	0	0	0	0	0	0	0	0	0	0	0	0	0	0	0	0	2	0	.000
Feb 11	at New Mexico State	*dh	0	0	0	0	0	0	0	0	0	0	0	0	0	0	0	0	0	0	.000
02-15-18	at San Diego State	*p	0	0	0	0	0	0	0	0	0	0	0	0	0	0	0	0	4	0	.000
Feb 17	vs Cal State Fullerton	*p	0	0	0	0	0	0	0	0	0	0	0	0	0	0	0	0	1	0	.000
Feb 23	vs Minnesota	*of/dh	0	0	0	0	0	0	0	0	0	0	0	0	0	0	0	0	0	0	.000
Feb 23	vs Duke	*p	0	0	0	0	0	0	0	0	0	0	0	0	0	0	0	0	1	0	.000
Feb 24	vs Harvard	p	0	0	0	0	0	0	0	0	0	0	0	0	0	0	0	0	1	0	.000
Feb 25	vs Purdue	p	0	0	0	0	0	0	0	0	0	0	0	0	0	0	0	1	1	0	.000
Mar 03	SEMO	p	0	0	0	0	0	0	0	0	0	0	0	0	0	0	0	0	1	0	.000
Mar 04	OHIO	*p	1	0	0	0	0	0	0	0	0	0	0	0	0	0	0	0	1	0	.000
Mar 10	at Florida	*p	0	0	0	0	0	0	0	0	0	0	0	0	0	0	0	0	1	0	.000
Mar 14	INDIANA	*p	0	0	0	0	0	0	0	0	0	0	0	0	0	0	0	0	2	0	.000
Mar 17	LSU	*p	0	0	0	0	0	0	0	0	0	0	0	0	0	0	0	0	2	0	.000
Mar 18	LSU	ph	1	0	0	0	0	0	0	0	0	0	0	0	0	0	0	0	0	0	.000
Totals		10gs	2	0	0	0	0	0	0	0	0	0	0	0	0	0	0	1	17	0	.000

On base pct. .000 • Slugging pct. .000

#3 Grace Baalman - 14 appearances (All games)

Date	Opponent	GS	IP	H	R	ER	BB	SO	2B	3B	HR	WP	BK	HBP	IBB	Score	W-L	Sv	ERA	NP
Feb 10	at New Mexico State-2		4.0	11	6	6	1	3	4	0	2	0	0	1	0	6-10	0-1	0	10.50	99
02-15-18	at San Diego State	*	7.0	6	0	0	3	7	1	0	0	1	0	0	0	5-0	1-1	0	3.82	116
Feb 17	vs Cal State Fullerton	*	5.0	1	0	0	1	3	0	0	0	0	0	0	0	11-0	2-1	0	2.62	62
Feb 23	vs Minnesota		1.0	0	0	0	0	2	0	0	0	0	0	0	0	1-2	2-1	0	2.47	11
Feb 23	vs Duke	*	7.0	3	1	0	1	3	1	0	0	0	0	0	0	5-1	3-1	0	1.75	80
Feb 24	vs Bradley		1.0	2	1	1	0	2	1	0	0	0	0	0	0	11-6	4-1	0	1.96	23
Feb 24	vs Harvard		4.2	1	1	1	1	3	1	0	0	1	0	0	0	9-3	5-1	0	1.89	67
Feb 25	vs Purdue		2.1	3	0	0	0	2	1	0	0	0	0	0	0	5-3	5-1	0	1.75	38
Mar 01	DAYTON		1.1	1	0	0	1	3	0	0	0	0	0	1	0	4-1	5-1	1	1.68	29
Mar 03	SEMO		6.0	3	0	0	3	8	1	0	0	0	0	1	0	4-2	6-1	1	1.42	107
Mar 04	OHIO	*	5.0	3	1	1	4	4	0	0	0	0	0	1	0	11-1	7-1	1	1.42	80
Mar 10	at Florida	*	6.1	9	3	3	4	6	1	0	0	1	0	1	0	2-3	7-2	1	1.66	153
Mar 14	INDIANA	*	5.0	5	2	1	1	6	2	1	0	0	0	0	0	15-2	8-2	1	1.63	79
Mar 17	LSU	*	7.0	5	1	1	0	5	1	0	0	1	0	0	0	4-1	9-2	1	1.56	113
Totals		7	62.2	53	16	14	20	57	14	1	2	4	0	5	0	93-35	9-2	1	1.56	-

2018 Kentucky Softball
Individual Game-by-Game for Kentucky (as of Mar 18, 2018)

#11 Abbey Cheek - 25 games (All games)

Date	Opponent	Pos	AB	R	H	RBI	2B	3B	HR	BB	SB	CS	HBP	SAC	SF	GDP	K	PO	A	E	Avg
Feb 10	at New Mexico State-1	*3b	4	1	1	1	0	0	1	0	0	0	0	0	0	0	0	0	3	1	.250
Feb 10	at New Mexico State-2	*3b	3	1	0	0	0	0	0	0	0	0	1	0	0	0	1	1	2	0	.143
Feb 11	at New Mexico State	*3b	4	2	2	5	0	0	2	0	0	0	0	0	0	0	0	2	1	0	.273
02-15-18	at San Diego State	*3b	4	0	1	0	1	0	0	0	0	0	0	0	0	0	0	0	5	1	.267
Feb 16	vs Cal State Fullerton	*3b	3	1	2	1	0	0	0	0	1	0	0	0	0	0	0	0	5	0	.333
Feb 17	vs North Dakota State	*3b	3	0	0	0	0	0	0	0	0	0	0	0	0	0	2	2	7	0	.286
Feb 17	vs Cal State Fullerton	*3b	3	1	3	5	0	0	1	0	0	1	0	0	0	0	0	0	2	0	.375
Feb 23	vs Minnesota	*3b	3	0	0	0	0	0	0	0	0	0	0	0	0	0	0	1	3	0	.333
Feb 23	vs Duke	*3b	2	1	1	0	0	0	0	1	0	0	0	0	0	0	0	0	1	1	.345
Feb 24	vs Bradley	*3b	4	1	1	2	0	0	0	1	1	0	0	0	0	0	0	2	2	0	.333
Feb 24	vs Harvard	*3b	4	0	1	1	0	0	0	0	0	0	0	0	0	0	0	1	1	1	.324
Feb 25	vs Purdue	*3b	3	1	1	1	0	0	1	0	0	0	0	0	0	0	0	1	4	0	.325
Mar 01	DAYTON	*3b	3	0	2	2	0	2	0	0	0	0	0	0	0	0	1	0	1	0	.349
Mar 03	OHIO	*3b	4	0	1	0	0	0	0	0	0	0	0	0	0	0	0	1	3	0	.340
Mar 03	SEMO	*3b	3	0	0	0	0	0	0	0	0	0	0	0	0	0	1	0	1	0	.320
Mar 04	SEMO	*3b	4	2	2	3	0	0	1	0	0	0	0	0	0	0	0	1	2	1	.333
Mar 04	OHIO	*3b	3	1	2	0	1	0	0	0	0	0	0	0	0	0	0	1	2	0	.351
Mar 06	SIUE	*3b	2	1	1	2	0	0	1	0	0	0	0	0	1	0	0	1	6	0	.356
Mar 09	at Florida	*3b	2	0	0	0	0	0	0	0	0	0	0	0	0	0	1	1	2	1	.344
Mar 10	at Florida	*3b	3	0	0	0	0	0	0	0	0	0	0	0	0	0	1	0	1	0	.328
Mar 11	at Florida	*3b	2	0	0	0	0	0	0	0	0	0	0	0	0	0	1	1	2	0	.318
Mar 12	NORTHERN ILLINOIS	*3b	3	0	2	2	0	0	0	1	1	0	0	0	0	0	0	3	5	1	.333
Mar 14	INDIANA	*3b	4	2	3	3	1	0	0	0	1	0	0	0	0	0	1	0	2	0	.356
Mar 17	LSU	*3b	3	1	2	1	0	0	1	0	0	0	0	0	0	0	1	1	4	0	.368
Mar 18	LSU	*3b	2	1	1	0	0	0	0	0	1	0	0	1	0	0	0	1	3	0	.372
Totals		25gs	78	17	29	29	3	2	8	3	5	1	1	1	1	0	10	21	70	7	.372

On base pct. .398 • Slugging pct. .769

#19 Kelsee Henson - 14 games (All games)

Date	Opponent	Pos	AB	R	H	RBI	2B	3B	HR	BB	SB	CS	HBP	SAC	SF	GDP	K	PO	A	E	Avg
Feb 10	at New Mexico State-2	*dh	2	1	1	0	0	0	0	0	0	0	0	0	0	0	0	0	0	0	.500
Feb 11	at New Mexico State	pr/of	1	0	0	0	0	0	0	0	0	0	0	0	0	0	0	0	0	0	.333
02-15-18	at San Diego State	pr	0	0	0	0	0	0	0	0	0	0	0	0	0	0	0	0	0	0	.333
Feb 16	vs Cal State Fullerton	pr	0	1	0	0	0	0	0	0	0	0	0	0	0	0	0	0	0	0	.333
Feb 23	vs Duke	ph	1	0	0	1	0	0	0	0	0	0	0	0	0	0	0	0	0	0	.250
Feb 24	vs Bradley	pr	1	1	0	0	0	0	0	0	0	0	0	0	0	0	0	0	0	0	.200
Feb 24	vs Harvard	ph	1	0	0	0	0	0	0	0	0	0	0	0	0	0	1	0	0	0	.167
Mar 03	OHIO	pr	0	0	0	0	0	0	0	0	0	0	0	0	0	0	0	0	0	0	.167
Mar 04	SEMO	ph	1	0	0	0	0	0	0	0	0	0	0	0	0	0	1	0	0	0	.143
Mar 11	at Florida	pr	0	0	0	0	0	0	0	0	0	0	0	0	0	0	0	0	0	0	.143
Mar 12	NORTHERN ILLINOIS	ph	1	0	0	0	0	0	0	0	0	0	0	0	0	0	1	0	0	0	.125
Mar 14	INDIANA	ph/of	2	0	0	0	0	0	0	0	0	0	0	0	0	0	1	0	0	0	.100
Mar 17	LSU	pr	0	1	0	0	0	0	0	0	0	0	0	0	0	0	0	0	0	0	.100
Mar 18	LSU	pr	0	1	0	0	0	0	0	0	0	0	0	0	0	0	0	0	0	0	.100
Totals		1gs	10	5	1	1	0	0	0	0	0	0	0	0	0	0	4	0	0	0	.100

On base pct. .100 • Slugging pct. .100

2018 Kentucky Softball
Individual Game-by-Game for Kentucky (as of Mar 18, 2018)

#25 Brooklin Hinz - 24 games (All games)

Date	Opponent	Pos	AB	R	H	RBI	2B	3B	HR	BB	SB	CS	HBP	SAC	SF	GDP	K	PO	A	E	Avg
Feb 10	at New Mexico State-1	*of	3	1	1	0	1	0	0	0	0	0	0	0	0	0	2	1	0	0	.333
Feb 11	at New Mexico State	*of/of	3	0	0	0	0	0	0	0	0	0	0	0	0	0	0	1	0	0	.167
02-15-18	at San Diego State	*of/of	2	1	0	0	0	0	0	0	0	0	0	0	0	0	0	0	0	0	.125
Feb 16	vs Cal State Fullerton	*of	1	0	0	0	0	0	0	0	0	0	0	0	0	0	0	0	0	0	.111
Feb 17	vs North Dakota State	*of/of	2	1	2	0	1	0	0	1	1	0	0	0	0	0	0	1	0	0	.273
Feb 17	vs Cal State Fullerton	*of	1	0	0	0	0	0	0	1	0	1	0	0	0	0	0	0	0	0	.250
Feb 23	vs Minnesota	*of	2	1	0	0	0	0	0	0	0	0	0	0	0	0	0	1	0	0	.214
Feb 23	vs Duke	*of/of	3	1	1	0	0	0	0	0	0	0	0	0	0	0	0	2	0	0	.235
Feb 24	vs Bradley	*of/of	5	2	2	0	1	0	0	0	0	0	0	0	0	0	0	1	0	0	.273
Feb 24	vs Harvard	*of	3	1	2	2	0	0	0	0	1	0	0	0	0	0	1	0	0	0	.320
Feb 25	vs Purdue	*of	2	1	1	1	0	0	0	0	1	0	0	0	0	0	0	0	0	0	.333
Mar 01	DAYTON	*of/of	3	0	2	1	0	0	0	0	0	1	0	0	0	0	0	1	0	0	.367
Mar 03	OHIO	*of/of	2	0	0	0	0	0	0	1	0	0	0	0	0	0	0	0	0	0	.344
Mar 03	SEMO	*of/of	3	2	2	1	0	0	0	0	0	0	0	0	0	0	0	0	0	0	.371
Mar 04	SEMO	*of/of	4	1	2	2	1	0	0	0	0	0	0	0	0	0	0	1	0	0	.385
Mar 04	OHIO	*of/of	3	1	1	1	0	0	0	0	1	0	0	0	0	0	0	3	0	0	.381
Mar 06	SIUE	*of	3	0	0	0	0	0	0	0	0	0	0	0	0	0	1	0	0	0	.356
Mar 09	at Florida	*of/of	2	0	0	0	0	0	0	0	0	0	0	0	0	0	0	1	0	0	.340
Mar 10	at Florida	*of	3	0	0	0	0	0	0	0	0	0	0	0	0	0	1	0	0	0	.320
Mar 11	at Florida	*of	3	0	0	0	0	0	0	0	0	0	0	0	0	0	2	0	0	0	.302
Mar 12	NORTHERN ILLINOIS	*of/dh	2	0	0	0	0	0	0	0	0	0	0	0	0	0	0	0	0	1	.291
Mar 14	INDIANA	*of/dh	2	2	1	2	0	0	1	0	0	0	0	0	0	0	1	0	0	0	.298
Mar 17	LSU	*of	3	0	2	1	0	0	0	0	0	0	0	0	0	0	1	1	0	0	.317
Mar 18	LSU	*of	3	0	2	2	0	0	0	0	0	0	0	0	0	0	0	1	0	0	.333
Totals		24gs	63	15	21	13	4	0	1	3	4	2	0	0	0	0	9	15	0	1	.333

On base pct. .364 • Slugging pct. .444

#21 Hannah Huffman - 6 games (All games)

Date	Opponent	Pos	AB	R	H	RBI	2B	3B	HR	BB	SB	CS	HBP	SAC	SF	GDP	K	PO	A	E	Avg
Feb 11	at New Mexico State	pr	0	0	0	0	0	0	0	0	0	0	0	0	0	0	0	0	0	0	.000
Feb 24	vs Bradley	*dh	0	0	0	0	0	0	0	0	0	0	0	0	0	0	0	0	0	0	.000
Mar 01	DAYTON	pr	0	1	0	0	0	0	0	0	0	0	0	0	0	0	0	0	0	0	.000
Mar 03	OHIO	*dh	0	0	0	0	0	0	0	0	0	0	0	0	0	0	0	0	0	0	.000
Mar 03	SEMO	pr	0	0	0	0	0	0	0	0	0	0	0	0	0	0	0	0	0	0	.000
Mar 14	INDIANA	ph/of	1	0	0	0	0	0	0	0	0	0	0	0	0	0	0	0	0	0	.000
Totals		2gs	1	1	0	0	0	0	0	0	0	0	0	0	0	0	0	0	0	0	.000

On base pct. .000 • Slugging pct. .000

#7 Autumn Humes - 9 games (All games)

Date	Opponent	Pos	AB	R	H	RBI	2B	3B	HR	BB	SB	CS	HBP	SAC	SF	GDP	K	PO	A	E	Avg
Feb 10	at New Mexico State-1	p/dh	1	0	1	0	0	0	0	0	0	0	0	0	0	0	0	0	0	0	1.000
02-15-18	at San Diego State	ph	1	0	0	0	0	0	0	0	0	0	0	0	0	0	0	0	0	0	.500
Feb 24	vs Bradley	*p	1	0	0	0	0	0	0	0	0	0	0	0	0	0	0	0	0	0	.333
Feb 25	vs Purdue	*p	0	0	0	0	0	0	0	0	0	0	0	0	0	0	0	1	1	0	.333
Mar 01	DAYTON	*p	0	0	0	0	0	0	0	0	0	0	0	0	0	0	0	0	1	0	.333
Mar 04	SEMO	*p/dh	0	0	0	0	0	0	0	0	0	0	0	0	0	0	0	0	0	0	.333
Mar 09	at Florida	*dh/p	1	0	0	0	0	0	0	0	0	0	0	0	0	0	1	0	2	0	.250
Mar 11	at Florida	*p	0	0	0	0	0	0	0	0	0	0	0	0	0	0	0	0	2	0	.250
Mar 18	LSU	*p	0	0	0	0	0	0	0	0	0	0	0	0	0	0	0	0	1	0	.250
Totals		7gs	4	0	1	0	0	0	0	0	0	0	0	0	0	0	1	1	7	0	.250

On base pct. .250 • Slugging pct. .250

2018 Kentucky Softball
Individual Game-by-Game for Kentucky (as of Mar 18, 2018)

#7 Autumn Humes - 10 appearances (All games)

Date	Opponent	GS	IP	H	R	ER	BB	SO	2B	3B	HR	WP	BK	HBP	IBB	Score	W-L	Sv	ERA	NP
Feb 10	at New Mexico State-1		2.0	4	7	7	5	1	1	0	0	0	0	1	0	9-12	0-0	0	24.50	62
Feb 17	vs North Dakota State	*	7.0	0	0	0	2	3	0	0	0	0	0	0	0	2-0	1-0	0	5.44	75
Feb 24	vs Bradley	*	4.0	4	1	1	1	4	0	0	1	0	0	0	0	11-6	1-0	0	4.31	52
Feb 25	vs Purdue	*	4.2	4	3	3	4	4	1	0	0	1	0	0	0	5-3	2-0	0	4.36	97
Mar 01	DAYTON	*	5.2	3	1	0	1	5	2	0	0	0	0	0	0	4-1	3-0	0	3.30	86
Mar 03	OHIO		1.0	1	1	1	0	1	0	0	1	0	0	0	0	5-3	3-0	1	3.45	19
Mar 04	SEMO	*	4.0	4	2	0	0	3	0	1	0	0	0	0	0	11-2	4-0	1	2.96	61
Mar 09	at Florida		4.2	5	2	0	2	2	0	0	0	0	0	0	0	0-6	4-0	1	2.55	71
Mar 11	at Florida	*	6.0	7	4	4	3	9	1	1	1	0	0	0	0	0-4	4-1	1	2.87	112
Mar 18	LSU	*	7.0	5	0	0	2	7	0	0	0	0	0	0	0	2-0	5-1	1	2.43	95
Totals		7	46.0	37	21	16	20	39	5	2	3	1	0	1	0	49-37	5-1	1	2.43	-

#88 Kalia Johnson - 3 games (All games)

Date	Opponent	Pos	AB	R	H	RBI	2B	3B	HR	BB	SB	CS	HBP	SAC	SF	GDP	K	PO	A	E	Avg
Feb 11	at New Mexico State	ph	1	0	0	0	0	0	0	0	0	0	0	0	0	0	0	0	0	0	.000
Mar 03	OHIO	pr	0	0	0	0	0	0	0	0	0	0	0	0	0	0	0	0	0	0	.000
Mar 14	INDIANA	ph	1	0	0	0	0	0	0	0	0	0	0	0	0	0	0	0	0	0	.000
Totals		0gs	2	0	0	0	0	0	0	0	0	0	0	0	0	0	0	0	0	0	.000

On base pct. .000 • Slugging pct. .000

#9 Lauren Johnson - 25 games (All games)

Date	Opponent	Pos	AB	R	H	RBI	2B	3B	HR	BB	SB	CS	HBP	SAC	SF	GDP	K	PO	A	E	Avg
Feb 10	at New Mexico State-1	ph	1	0	0	0	0	0	0	0	0	0	0	0	0	0	0	0	0	0	.000
Feb 10	at New Mexico State-2	*of	4	0	0	1	0	0	0	0	0	0	0	0	0	0	1	0	0	0	.000
Feb 11	at New Mexico State	pr	0	1	0	0	0	0	0	0	0	0	0	0	0	0	0	0	0	0	.000
02-15-18	at San Diego State	ph/of	2	1	2	2	0	0	0	0	0	0	0	0	0	0	0	0	0	0	.286
Feb 16	vs Cal State Fullerton	ph/of	1	1	1	1	0	0	0	0	0	0	0	0	1	0	0	0	0	0	.375
Feb 17	vs North Dakota State	*dh/of	2	0	1	1	0	0	0	1	1	0	0	0	0	0	1	0	0	0	.400
Feb 17	vs Cal State Fullerton	*of	2	2	1	1	1	0	0	1	0	0	0	0	0	0	0	2	0	0	.417
Feb 23	vs Minnesota	ph/dh	1	0	0	0	0	0	0	0	0	0	0	0	0	0	1	0	0	0	.385
Feb 23	vs Duke	*dh/of	2	0	0	0	0	0	0	0	0	0	0	0	0	0	1	0	0	0	.333
Feb 24	vs Bradley	*of/dh	1	1	0	0	0	0	0	1	0	0	0	0	0	0	0	1	0	0	.312
Feb 24	vs Harvard	pr/dh	2	1	1	1	0	0	0	0	2	0	0	0	0	0	0	0	0	0	.333
Feb 25	vs Purdue	ph/dh	2	1	1	0	1	0	0	1	0	1	0	0	0	0	0	0	0	0	.350
Mar 01	DAYTON	ph/of	2	0	0	0	0	0	0	0	0	0	0	0	0	0	0	0	0	0	.318
Mar 03	OHIO	of	0	0	0	0	0	0	0	0	0	0	0	0	1	0	0	0	0	0	.318
Mar 03	SEMO	*of/dh	2	0	0	0	0	0	0	1	0	0	0	0	0	0	0	1	0	0	.292
Mar 04	SEMO	ph/of	1	0	0	0	0	0	0	1	0	0	1	0	0	0	0	0	0	0	.280
Mar 04	OHIO	ph/of	1	0	0	0	0	0	0	0	0	0	0	0	0	0	1	0	0	0	.269
Mar 06	SIUE	*dh	1	0	0	0	0	0	0	0	0	0	0	0	0	0	1	0	0	0	.259
Mar 09	at Florida	of	1	0	0	0	0	0	0	0	0	0	0	0	0	0	1	0	0	0	.250
Mar 10	at Florida	ph	2	0	0	0	0	0	0	0	0	0	0	0	0	0	1	0	0	0	.233
Mar 11	at Florida	*of	1	0	0	0	0	0	0	1	0	1	0	0	0	0	0	0	0	0	.226
Mar 12	NORTHERN ILLINOIS	ph/of	2	1	1	1	0	1	0	1	0	0	0	0	0	0	0	0	0	0	.242
Mar 14	INDIANA	ph/of	0	1	0	2	0	0	0	3	0	0	0	0	0	0	0	0	0	0	.242
Mar 17	LSU	*dh	2	0	0	0	0	0	0	0	0	0	0	0	0	0	2	0	0	0	.229
Mar 18	LSU	ph	1	0	0	0	0	0	0	0	0	0	0	0	0	0	0	0	0	0	.222
Totals		9gs	36	10	8	10	2	1	0	11	3	2	1	0	2	0	10	4	0	0	.222

On base pct. .400 • Slugging pct. .333

2018 Kentucky Softball
Individual Game-by-Game for Kentucky (as of Mar 18, 2018)

#33 Alex Martens - 25 games (All games)

Date	Opponent	Pos	AB	R	H	RBI	2B	3B	HR	BB	SB	CS	HBP	SAC	SF	GDP	K	PO	A	E	Avg
Feb 10	at New Mexico State-1	*2b	4	1	1	3	0	0	1	0	0	0	0	0	0	0	0	2	1	0	.250
Feb 10	at New Mexico State-2	*2b	3	0	0	0	0	0	0	1	0	0	0	0	0	0	0	2	1	0	.143
Feb 11	at New Mexico State	*2b	4	1	2	1	1	0	0	0	0	0	0	0	0	0	0	2	1	0	.273
02-15-18	at San Diego State	*2b	3	0	0	0	0	0	0	0	0	0	0	0	0	0	1	3	1	0	.214
Feb 16	vs Cal State Fullerton	*2b	2	1	1	0	0	0	0	1	0	0	0	0	0	0	1	1	1	0	.250
Feb 17	vs North Dakota State	*2b	3	0	0	0	0	0	0	0	0	0	0	0	0	0	0	1	2	0	.211
Feb 17	vs Cal State Fullerton	*2b	2	1	1	2	0	0	0	1	0	0	0	0	0	0	0	2	0	0	.238
Feb 23	vs Minnesota	*2b	2	0	0	0	0	0	0	1	0	0	0	0	0	0	0	2	2	1	.217
Feb 23	vs Duke	ph/dh	2	0	0	1	0	0	0	0	0	0	0	0	0	0	0	0	0	0	.200
Feb 24	vs Bradley	ph/2b	2	0	1	0	0	0	0	0	0	0	1	0	0	0	0	1	2	0	.222
Feb 24	vs Harvard	*2b	3	2	2	1	1	0	0	1	0	0	0	0	0	0	0	0	3	0	.267
Feb 25	vs Purdue	*2b	2	0	0	0	0	0	0	0	0	0	0	0	0	0	0	0	0	0	.250
Mar 01	DAYTON	*2b	1	1	0	0	0	0	0	2	0	0	0	0	0	0	0	2	3	0	.242
Mar 03	OHIO	*2b	4	0	1	0	0	0	0	0	0	0	0	0	0	0	1	0	1	0	.243
Mar 03	SEMO	*2b	3	0	0	0	0	0	0	0	0	0	0	0	0	0	0	2	0	0	.225
Mar 04	SEMO	*2b	3	1	1	0	0	0	0	0	0	0	1	0	0	0	0	1	0	0	.233
Mar 04	OHIO	ph/2b	1	1	1	3	0	0	1	0	0	0	0	0	0	0	0	0	0	0	.250
Mar 06	SIUE	*2b	3	0	1	0	0	0	0	0	0	0	0	0	0	0	0	4	0	0	.255
Mar 09	at Florida	*2b/1b	2	0	0	0	0	0	0	0	0	0	0	0	0	0	0	3	0	0	.245
Mar 10	at Florida	*2b	2	1	1	1	0	0	1	0	0	0	0	1	0	0	1	2	3	0	.255
Mar 11	at Florida	*2b	3	0	1	0	1	0	0	0	0	0	0	0	0	1	0	4	1	0	.259
Mar 12	NORTHERN ILLINOIS	*2b	3	1	0	2	0	0	0	1	0	0	0	0	0	0	0	2	1	0	.246
Mar 14	INDIANA	*2b	1	1	0	1	0	0	0	1	0	0	0	0	0	0	0	0	1	0	.241
Mar 17	LSU	*2b	3	1	1	2	0	0	1	0	0	0	0	0	0	0	2	1	2	0	.246
Mar 18	LSU	*2b	2	0	0	0	0	0	0	1	0	0	0	0	0	0	0	1	1	0	.238
Totals		22gs	63	13	15	17	3	0	4	10	0	0	2	1	0	1	6	38	27	1	.238

On base pct. .360 • Slugging pct. .476

#44 Rachael Metzger - 17 games (All games)

Date	Opponent	Pos	AB	R	H	RBI	2B	3B	HR	BB	SB	CS	HBP	SAC	SF	GDP	K	PO	A	E	Avg
Feb 10	at New Mexico State-1	c	1	0	0	0	0	0	0	0	0	0	0	0	0	0	0	0	0	0	.000
Feb 11	at New Mexico State	*c	3	0	0	0	0	0	0	0	0	0	1	0	0	0	1	4	1	0	.000
02-15-18	at San Diego State	ph	0	0	0	0	0	0	0	1	0	0	0	0	0	0	0	0	0	0	.000
Feb 16	vs Cal State Fullerton	*c	2	0	0	0	0	0	0	1	0	0	0	0	0	0	1	5	0	1	.000
Feb 17	vs North Dakota State	ph	1	0	0	0	0	0	0	0	0	0	0	0	0	0	0	0	0	0	.000
Feb 17	vs Cal State Fullerton	ph	1	0	0	0	0	0	0	0	0	0	0	0	0	0	1	0	0	0	.000
Feb 23	vs Minnesota	*c	1	0	0	0	0	0	0	0	0	0	0	0	0	0	0	2	0	0	.000
Feb 24	vs Bradley	c	0	0	0	0	0	0	0	0	0	0	0	0	0	0	0	1	0	0	.000
Feb 24	vs Harvard	*c/dh	1	0	0	0	0	0	0	1	0	0	0	0	0	0	0	2	0	1	.000
Feb 25	vs Purdue	*c	0	0	0	0	0	0	0	0	0	0	0	0	0	0	0	3	0	0	.000
Mar 01	DAYTON	ph/dh	1	0	0	0	0	0	0	0	0	0	0	0	0	0	0	0	0	0	.000
Mar 03	OHIO	*c	2	0	0	0	0	0	0	0	0	0	0	0	0	0	2	5	0	0	.000
Mar 04	SEMO	*c	2	1	1	2	0	0	1	0	0	0	0	0	0	0	0	4	1	0	.067
Mar 04	OHIO	*c	2	1	2	2	2	0	0	0	0	0	0	0	0	0	0	4	0	0	.176
Mar 11	at Florida	ph	1	0	0	0	0	0	0	0	0	0	0	0	0	0	1	0	0	0	.167
Mar 12	NORTHERN ILLINOIS	*c	1	0	0	0	0	0	0	0	0	0	0	0	0	0	0	7	1	0	.158
Mar 14	INDIANA	ph	0	0	0	0	0	0	0	1	0	0	0	0	0	0	0	0	0	0	.158
Totals		9gs	19	2	3	4	2	0	1	4	0	0	1	0	0	0	6	37	3	2	.158

On base pct. .333 • Slugging pct. .421

2018 Kentucky Softball
Individual Game-by-Game for Kentucky (as of Mar 18, 2018)

#13 Mallory Peyton - 24 games (All games)

Date	Opponent	Pos	AB	R	H	RBI	2B	3B	HR	BB	SB	CS	HBP	SAC	SF	GDP	K	PO	A	E	Avg
Feb 10	at New Mexico State-1	*1b/dh	1	1	0	0	0	0	0	1	0	0	0	0	0	0	1	5	0	0	.000
Feb 10	at New Mexico State-2	ph	1	0	0	0	0	0	0	0	0	0	0	0	0	0	0	0	0	0	.000
Feb 11	at New Mexico State	ph	1	0	0	0	0	0	0	0	0	0	0	0	0	0	0	0	0	0	.000
02-15-18	at San Diego State	*dh	1	1	0	0	0	0	0	1	0	0	0	0	0	0	1	0	0	0	.000
Feb 16	vs Cal State Fullerton	ph	1	1	1	1	0	0	0	0	0	0	0	0	0	0	0	0	0	0	.200
Feb 17	vs North Dakota State	ph/dh	3	0	0	0	0	0	0	0	0	0	0	0	0	0	0	0	0	0	.125
Feb 17	vs Cal State Fullerton	*dh	2	0	0	0	0	0	0	0	0	0	0	0	0	0	0	0	0	0	.100
Feb 23	vs Minnesota	1b	0	0	0	0	0	0	0	0	0	0	0	0	0	0	0	1	0	0	.100
Feb 23	vs Duke	*2b	2	1	1	1	0	0	1	0	0	0	0	0	0	0	0	2	5	0	.167
Feb 24	vs Bradley	*2b/1b	5	1	2	1	1	0	0	0	0	0	0	0	0	0	1	2	0	0	.235
Feb 24	vs Harvard	ph	1	0	0	0	0	0	0	0	0	0	0	0	0	0	0	0	0	0	.222
Feb 25	vs Purdue	pr/2b	1	0	0	0	0	0	0	0	0	0	0	0	0	0	0	1	2	0	.211
Mar 01	DAYTON	*dh	1	0	0	0	0	0	0	0	0	0	0	1	0	0	0	0	0	0	.200
Mar 03	OHIO	ph/1b	1	0	0	0	0	0	0	0	0	0	0	0	0	0	0	2	0	0	.190
Mar 03	SEMO	*dh	2	0	1	1	0	0	0	0	0	0	0	1	0	0	0	0	0	0	.217
Mar 04	SEMO	ph/1b	2	1	1	3	0	0	1	0	0	0	0	0	0	0	1	1	0	0	.240
Mar 04	OHIO	*2b/1b	2	2	1	1	0	0	1	0	0	0	1	0	0	0	0	1	2	0	.259
Mar 06	SIUE	1b	1	1	1	0	0	0	0	1	0	0	0	0	0	0	0	3	0	0	.286
Mar 09	at Florida	*1b/dh	2	0	0	0	0	0	0	0	0	0	0	0	0	0	1	2	0	0	.267
Mar 10	at Florida	*dh	1	0	0	0	0	0	0	0	0	0	0	0	0	0	1	0	0	0	.258
Mar 11	at Florida	*dh	2	0	0	0	0	0	0	0	0	0	0	0	0	0	2	0	0	0	.242
Mar 12	NORTHERN ILLINOIS	*1b	2	0	1	1	1	0	0	1	0	0	0	0	0	0	0	9	0	0	.257
Mar 14	INDIANA	*dh/2b	3	2	1	0	1	0	0	1	0	0	0	0	0	0	1	1	1	1	.263
Mar 18	LSU	*dh	2	0	0	0	0	0	0	0	0	0	0	0	0	0	1	0	0	0	.250
Totals		14gs	40	11	10	9	3	0	3	5	0	0	1	2	0	0	10	30	10	1	.250

On base pct. .348 • Slugging pct. .550

#1 Sarah Rainwater - 24 games (All games)

Date	Opponent	Pos	AB	R	H	RBI	2B	3B	HR	BB	SB	CS	HBP	SAC	SF	GDP	K	PO	A	E	Avg
Feb 10	at New Mexico State-1	*of	3	1	0	0	0	0	0	0	0	0	0	0	0	0	0	0	0	0	.000
Feb 10	at New Mexico State-2	*of	2	0	0	0	0	0	0	0	0	0	0	1	0	0	1	2	0	0	.000
Feb 11	at New Mexico State	*of	3	0	1	0	0	0	0	0	0	0	0	0	0	0	0	2	0	0	.125
02-15-18	at San Diego State	*of	1	0	0	0	0	0	0	0	0	0	0	0	0	0	0	0	0	0	.111
Feb 16	vs Cal State Fullerton	*of	1	0	0	0	0	0	0	0	0	0	0	1	0	0	0	0	0	0	.100
Feb 17	vs North Dakota State	*of	1	0	0	0	0	0	0	0	0	0	0	1	0	0	1	0	0	0	.091
Feb 17	vs Cal State Fullerton	*of	2	1	0	0	0	0	0	0	1	0	0	0	0	0	1	0	0	0	.077
Feb 23	vs Minnesota	*dh/of	2	0	1	0	0	0	0	0	0	0	0	0	0	0	0	0	0	0	.133
Feb 23	vs Duke	*of	1	0	1	0	0	0	0	0	0	0	0	0	0	0	0	0	0	0	.188
Feb 24	vs Bradley	of	1	0	0	0	0	0	0	0	0	0	0	1	0	0	0	0	0	0	.176
Feb 24	vs Harvard	*of	2	0	0	0	0	0	0	1	0	0	0	0	0	0	0	1	0	0	.158
Feb 25	vs Purdue	*of	3	1	1	0	0	0	0	0	0	0	0	0	0	0	0	0	0	0	.182
Mar 01	DAYTON	*of	1	0	0	0	0	0	0	0	0	0	0	0	0	0	0	0	0	0	.174
Mar 03	OHIO	*of	2	0	1	0	0	1	0	0	0	0	0	0	0	0	1	0	0	0	.200
Mar 03	SEMO	of	0	0	0	0	0	0	0	0	0	0	0	0	0	0	0	1	0	0	.200
Mar 04	SEMO	*of	1	0	0	0	0	0	0	0	0	0	0	0	0	0	0	0	0	0	.192
Mar 04	OHIO	*of	1	0	1	0	0	0	0	1	0	0	0	0	0	0	0	0	0	0	.222
Mar 06	SIUE	*of	2	0	0	0	0	0	0	0	0	0	0	1	0	0	0	1	0	0	.207
Mar 09	at Florida	*of/dh	1	0	0	0	0	0	0	0	0	0	0	0	0	0	1	0	0	0	.200
Mar 10	at Florida	*of	3	0	0	0	0	0	0	0	0	0	0	0	0	0	1	0	0	0	.182
Mar 12	NORTHERN ILLINOIS	*of	0	0	0	0	0	0	0	0	0	0	0	0	0	0	0	0	0	0	.182
Mar 14	INDIANA	*of	0	0	0	0	0	0	0	0	0	0	0	0	0	0	0	0	0	0	.182
Mar 17	LSU	*of	2	0	0	0	0	0	0	0	0	0	0	0	0	0	0	0	0	0	.171
Mar 18	LSU	*of	1	0	0	0	0	0	0	2	0	0	0	0	0	0	0	0	0	0	.167
Totals		22gs	36	3	6	0	0	1	0	4	1	0	0	5	0	0	6	7	0	0	.167

On base pct. .250 • Slugging pct. .222

2018 Kentucky Softball
Individual Game-by-Game for Kentucky (as of Mar 18, 2018)

#23 Katie Reed - 25 games (All games)

Date	Opponent	Pos	AB	R	H	RBI	2B	3B	HR	BB	SB	CS	HBP	SAC	SF	GDP	K	PO	A	E	Avg
Feb 10	at New Mexico State-1	*ss	3	2	2	3	1	0	1	1	0	0	0	0	0	0	0	2	5	0	.667
Feb 10	at New Mexico State-2	*ss	4	1	1	2	1	0	0	0	0	0	0	0	0	0	0	1	1	0	.429
Feb 11	at New Mexico State	*ss	4	3	3	2	0	0	1	0	1	0	0	0	0	0	0	3	5	0	.545
02-15-18	at San Diego State	*ss	4	1	1	0	0	0	0	0	1	0	0	0	0	0	0	2	2	0	.467
Feb 16	vs Cal State Fullerton	*ss	4	2	1	0	0	0	0	0	1	0	0	0	0	0	0	1	4	0	.421
Feb 17	vs North Dakota State	*ss	3	0	1	0	0	0	0	0	0	0	0	0	0	0	0	0	3	0	.409
Feb 17	vs Cal State Fullerton	*ss	3	2	1	1	1	0	0	0	0	0	0	0	0	0	0	0	4	0	.400
Feb 23	vs Minnesota	*ss	3	0	0	0	0	0	0	0	0	0	0	0	0	1	0	1	4	1	.357
Feb 23	vs Duke	*ss	3	0	1	0	0	0	0	0	0	1	0	0	0	0	1	1	5	0	.355
Feb 24	vs Bradley	*ss	4	2	3	1	0	1	0	1	1	0	0	0	0	0	1	0	2	1	.400
Feb 24	vs Harvard	*ss	3	2	1	0	0	0	0	1	2	0	0	0	0	0	1	1	5	0	.395
Feb 25	vs Purdue	*ss	3	0	2	1	0	0	0	0	0	1	0	0	0	0	0	1	3	0	.415
Mar 01	DAYTON	*ss	3	1	1	0	0	0	0	0	1	0	0	0	0	0	1	3	2	0	.409
Mar 03	OHIO	*ss	4	2	3	2	1	1	0	0	0	0	0	0	0	0	0	0	3	0	.438
Mar 03	SEMO	*ss	3	1	1	0	0	1	0	0	0	0	0	1	0	0	0	0	1	0	.431
Mar 04	SEMO	*ss	3	1	1	0	0	0	0	0	0	0	0	0	0	0	0	1	5	0	.426
Mar 04	OHIO	*ss	2	2	2	1	0	0	0	0	1	0	1	0	0	0	0	0	0	0	.446
Mar 06	SIUE	*ss	3	1	1	1	0	0	0	0	0	0	1	0	0	0	0	0	1	0	.441
Mar 09	at Florida	*ss	3	0	0	0	0	0	0	0	0	0	0	0	0	0	1	2	4	0	.419
Mar 10	at Florida	*ss	3	1	0	0	0	0	0	0	0	0	1	0	0	0	2	1	3	0	.400
Mar 11	at Florida	*ss	3	0	3	0	0	0	0	0	1	0	0	0	0	0	0	0	0	0	.426
Mar 12	NORTHERN ILLINOIS	*ss	3	1	2	0	0	0	0	0	0	0	0	1	0	0	0	0	2	0	.437
Mar 14	INDIANA	*ss	2	2	2	2	0	0	0	1	2	0	0	0	0	0	0	1	2	0	.452
Mar 17	LSU	*ss	3	0	0	0	0	0	0	0	0	0	0	0	0	0	0	0	7	0	.434
Mar 18	LSU	*ss	3	0	1	0	0	0	0	0	0	0	0	0	0	0	0	0	2	0	.430
Totals		25gs	79	27	34	16	4	3	2	4	11	2	3	2	0	1	7	21	75	2	.430

On base pct. .477 • Slugging pct. .633

#8 Erin Rethlake - 25 games (All games)

Date	Opponent	Pos	AB	R	H	RBI	2B	3B	HR	BB	SB	CS	HBP	SAC	SF	GDP	K	PO	A	E	Avg
Feb 10	at New Mexico State-1	*p/1b	4	1	1	0	0	0	0	0	1	0	0	0	0	0	0	4	3	0	.250
Feb 10	at New Mexico State-2	*1b	4	1	2	1	0	0	0	0	0	1	0	0	0	0	1	8	0	0	.375
Feb 11	at New Mexico State	*p	4	0	1	0	0	0	0	0	0	1	0	0	0	0	0	0	3	0	.333
02-15-18	at San Diego State	*1b	4	0	2	1	0	0	0	0	1	0	0	0	0	0	1	9	2	0	.375
Feb 16	vs Cal State Fullerton	*p	4	0	2	2	0	0	0	0	0	0	0	0	0	0	0	0	0	0	.400
Feb 17	vs North Dakota State	*1b	3	1	1	0	0	0	0	0	1	0	0	0	0	0	0	13	0	0	.391
Feb 17	vs Cal State Fullerton	*1b	2	2	1	0	0	0	0	1	1	0	0	0	0	0	1	7	0	0	.400
Feb 23	vs Minnesota	*p/1b	3	0	1	1	0	0	0	0	0	0	0	0	0	0	0	1	1	0	.393
Feb 23	vs Duke	*1b	3	0	0	0	0	0	0	0	0	0	0	0	0	0	0	12	2	0	.355
Feb 24	vs Bradley	*1b/p	3	1	2	1	0	0	0	1	2	0	0	1	0	0	0	5	1	0	.382
Feb 24	vs Harvard	*1b	3	0	2	0	0	0	0	1	0	0	0	0	0	0	0	9	0	0	.405
Feb 25	vs Purdue	*1b	3	1	1	0	0	0	0	0	1	0	0	0	0	0	1	10	0	0	.400
Mar 01	DAYTON	*1b	3	1	2	0	0	0	0	0	2	1	0	0	0	0	0	6	0	1	.419
Mar 03	OHIO	*p/1b	4	2	0	0	0	0	0	0	0	0	0	0	0	0	0	3	3	0	.383
Mar 03	SEMO	*1b	3	0	1	1	0	0	0	0	0	0	0	0	0	0	0	6	0	0	.380
Mar 04	SEMO	*1b/p	3	1	1	0	0	0	0	0	0	0	0	1	0	0	0	5	1	0	.377
Mar 04	OHIO	*1b/of	3	2	2	0	0	0	0	0	0	0	0	0	0	0	0	6	0	0	.393
Mar 06	SIUE	*1b/p	4	1	2	1	0	0	0	0	1	0	0	0	0	0	0	3	0	0	.400
Mar 09	at Florida	*p/dh	2	0	0	0	0	0	0	0	0	0	0	0	0	0	2	3	0	0	.387
Mar 10	at Florida	*1b	3	0	2	0	0	0	0	0	0	0	0	0	0	0	1	7	0	0	.400
Mar 11	at Florida	*1b	2	0	0	0	0	0	0	0	0	0	0	0	0	0	1	4	0	0	.388
Mar 12	NORTHERN ILLINOIS	*p	4	2	2	1	0	1	0	0	0	0	0	0	0	0	0	0	2	0	.394
Mar 14	INDIANA	*1b	3	1	1	2	0	0	0	0	1	0	0	0	0	0	2	6	0	0	.392
Mar 17	LSU	*1b	2	0	0	0	0	0	0	0	0	0	0	0	0	0	2	13	0	0	.382
Mar 18	LSU	*1b	1	0	0	0	0	0	0	0	0	0	0	0	0	0	0	8	0	0	.377
Totals		25gs	77	17	29	11	0	1	0	3	11	3	0	2	0	0	12	148	18	1	.377

On base pct. .400 • Slugging pct. .403

2018 Kentucky Softball
Individual Game-by-Game for Kentucky (as of Mar 18, 2018)

#8 Erin Rethlake - 10 appearances (All games)

Date	Opponent	GS	IP	H	R	ER	BB	SO	2B	3B	HR	WP	BK	HBP	IBB	Score	W-L	Sv	ERA	NP
Feb 10	at New Mexico State-1	*	3.0	4	5	3	3	1	1	0	0	0	0	0	0	9-12	0-1	0	7.00	67
Feb 11	at New Mexico State	*	7.0	6	2	2	0	4	1	0	1	0	0	1	0	10-2	1-1	0	3.50	77
Feb 16	vs Cal State Fullerton	*	5.0	3	2	1	4	5	0	0	0	1	0	0	0	10-2	2-1	0	2.80	91
Feb 23	vs Minnesota	*	5.0	3	2	2	3	3	1	0	0	1	0	0	0	1-2	2-2	0	2.80	70
Feb 24	vs Bradley		2.0	2	4	4	0	2	0	0	1	0	0	2	0	11-6	2-2	0	3.82	30
Mar 03	OHIO	*	6.0	4	2	2	3	5	2	0	0	0	0	1	0	5-3	3-2	0	3.50	96
Mar 04	SEMO		3.0	3	0	0	2	6	0	0	0	0	0	1	0	11-2	3-2	0	3.16	57
Mar 06	SIUE		4.0	2	0	0	2	5	0	0	0	0	0	0	0	4-1	4-2	0	2.80	62
Mar 09	at Florida	*	0.1	0	4	4	4	1	0	0	0	0	0	0	0	0-6	4-3	0	3.57	26
Mar 12	NORTHERN ILLINOIS	*	7.0	4	4	2	1	6	0	0	1	1	0	2	0	8-4	5-3	0	3.31	108
Totals		7	42.1	31	25	20	22	38	5	0	3	3	0	7	0	69-40	5-3	0	3.31	-

#28 Ashley Ruiz - 4 games (All games)

Date	Opponent	Pos	AB	R	H	RBI	2B	3B	HR	BB	SB	CS	HBP	SAC	SF	GDP	K	PO	A	E	Avg
02-15-18	at San Diego State	ph	1	0	0	0	0	0	0	0	0	0	0	0	0	0	0	0	0	0	.000
Feb 17	vs Cal State Fullerton	ph	1	1	1	1	0	0	1	0	0	0	0	0	0	0	0	0	0	0	.500
Feb 24	vs Bradley	1b	0	0	0	0	0	0	0	0	0	0	0	0	0	0	0	0	0	0	.500
Mar 14	INDIANA	ph	1	0	0	0	0	0	0	0	0	0	0	0	0	0	0	0	0	0	.333
Totals		0gs	3	1	1	1	0	0	1	0	0	0	0	0	0	0	0	0	0	0	.333

On base pct. .333 • Slugging pct. 1.333

#6 Jenny Schaper - 25 games (All games)

Date	Opponent	Pos	AB	R	H	RBI	2B	3B	HR	BB	SB	CS	HBP	SAC	SF	GDP	K	PO	A	E	Avg
Feb 10	at New Mexico State-1	*c	3	0	0	0	0	0	0	0	0	0	0	0	0	0	0	4	1	0	.000
Feb 10	at New Mexico State-2	*c	4	1	2	1	0	0	0	0	1	0	0	0	0	0	0	4	1	0	.286
Feb 11	at New Mexico State	*1b	2	2	1	2	0	0	1	1	0	0	1	0	0	0	0	7	0	0	.333
02-15-18	at San Diego State	*c	2	1	1	0	0	0	0	0	0	0	2	0	0	0	0	7	1	0	.364
Feb 16	vs Cal State Fullerton	*1b	3	1	2	3	0	0	1	0	0	0	0	0	0	0	0	8	0	1	.429
Feb 17	vs North Dakota State	*c	3	0	0	0	0	0	0	0	0	0	0	0	0	1	0	4	1	0	.353
Feb 17	vs Cal State Fullerton	*c	2	1	1	1	0	0	0	1	0	0	0	0	0	0	0	4	0	0	.368
Feb 23	vs Minnesota	*1b/c	3	0	0	0	0	0	0	0	0	0	0	0	0	0	1	9	0	0	.318
Feb 23	vs Duke	*c	3	2	2	0	0	0	0	0	0	0	0	0	0	0	1	3	0	0	.360
Feb 24	vs Bradley	*c	5	0	2	1	1	0	0	0	0	0	0	0	0	0	1	7	0	0	.367
Feb 24	vs Harvard	*dh/c	3	1	2	2	0	0	0	0	0	0	1	0	0	0	0	3	1	0	.394
Feb 25	vs Purdue	*dh/c	2	0	0	0	0	0	0	1	0	0	0	0	0	0	1	3	0	0	.371
Mar 01	DAYTON	*c	3	0	2	1	0	0	0	0	0	0	0	0	0	0	0	9	0	0	.395
Mar 03	OHIO	*1b/c	4	1	2	3	1	0	1	0	0	0	0	0	0	0	0	10	0	0	.405
Mar 03	SEMO	*c	2	1	1	0	0	0	0	0	0	0	1	0	0	0	0	9	0	0	.409
Mar 04	SEMO	*dh/c	3	2	2	1	0	0	0	1	0	0	0	0	0	0	0	6	0	0	.426
Mar 04	OHIO	*dh	3	0	1	2	0	0	0	0	0	0	0	0	0	0	0	0	0	0	.420
Mar 06	SIUE	*c	3	0	1	0	0	0	0	0	0	0	0	0	0	0	0	7	1	1	.415
Mar 09	at Florida	*c	2	0	0	0	0	0	0	1	0	0	0	0	0	0	2	4	1	0	.400
Mar 10	at Florida	*c	3	0	1	1	0	0	0	0	0	0	0	0	0	0	1	7	1	0	.397
Mar 11	at Florida	*c	3	0	0	0	0	0	0	0	0	0	0	0	0	0	1	9	1	0	.377
Mar 12	NORTHERN ILLINOIS	*dh	4	2	2	1	1	0	1	0	0	0	0	0	0	0	0	0	0	0	.385
Mar 14	INDIANA	*c	2	2	1	0	1	0	0	2	0	0	0	0	0	0	1	7	1	0	.388
Mar 17	LSU	*c	2	0	0	0	0	0	0	1	0	0	0	0	0	0	0	5	0	0	.377
Mar 18	LSU	*c	3	0	1	0	1	0	0	0	0	0	0	0	0	0	0	8	0	0	.375
Totals		25gs	72	17	27	19	5	0	4	8	1	0	5	0	0	1	9	144	10	2	.375

On base pct. .471 • Slugging pct. .611

#30 Larissa Spellman - 4 games (All games)

Date	Opponent	Pos	AB	R	H	RBI	2B	3B	HR	BB	SB	CS	HBP	SAC	SF	GDP	K	PO	A	E	Avg
Feb 10	at New Mexico State-2	*p	0	0	0	0	0	0	0	0	0	0	0	0	0	0	0	0	1	0	.000
Feb 16	vs Cal State Fullerton	*dh	0	0	0	0	0	0	0	0	0	0	0	0	0	0	0	0	0	0	.000
Mar 03	SEMO	*p	0	0	0	0	0	0	0	0	0	0	0	0	0	0	0	0	1	0	.000
Mar 09	at Florida	p	0	0	0	0	0	0	0	0	0	0	0	0	0	0	0	1	0	0	.000
Totals		3gs	0	0	0	0	0	0	0	0	0	0	0	0	0	0	0	1	2	0	.000

On base pct. .000 • Slugging pct. .000

2018 Kentucky Softball
Individual Game-by-Game for Kentucky (as of Mar 18, 2018)

#30 Larissa Spellman - 4 appearances (All games)

Date	Opponent	GS	IP	H	R	ER	BB	SO	2B	3B	HR	WP	BK	HBP	IBB	Score	W-L	Sv	ERA	NP
Feb 10	at New Mexico State-2	*	2.0	7	4	4	0	1	1	0	1	0	0	1	0	6-10	0-0	0	14.00	46
Feb 24	vs Harvard	*	2.1	2	2	1	2	2	1	0	0	0	0	0	0	9-3	0-0	0	8.08	41
Mar 03	SEMO	*	1.0	2	2	2	1	0	0	0	1	0	0	0	0	4-2	0-0	0	9.19	23
Mar 09	at Florida		1.0	1	0	0	0	1	0	0	0	1	0	0	0	0-6	0-0	0	7.74	18
Totals		3	6.1	12	8	7	3	4	2	0	2	1	0	1	0	19-21	0-0	0	7.74	-

#17 Bethany Todd - 2 appearances (All games)

Date	Opponent	GS	IP	H	R	ER	BB	SO	2B	3B	HR	WP	BK	HBP	IBB	Score	W-L	Sv	ERA	NP
Feb 10	at New Mexico State-1		1.0	1	0	0	0	0	1	0	0	0	0	0	0	9-12	0-0	0	0.00	12
Mar 06	SIUE	*	3.0	3	1	1	2	2	1	0	0	0	0	1	0	4-1	0-0	0	1.75	52
Totals		1	4.0	4	1	1	2	2	2	0	0	0	0	1	0	13-13	0-0	0	1.75	-

#2 Bailey Vick - 24 games (All games)

Date	Opponent	Pos	AB	R	H	RBI	2B	3B	HR	BB	SB	CS	HBP	SAC	SF	GDP	K	PO	A	E	Avg
Feb 10	at New Mexico State-1	*of	3	1	1	0	0	0	0	0	0	0	0	0	0	0	0	0	1	0	.333
Feb 10	at New Mexico State-2	*of	3	1	3	1	0	0	0	0	0	0	0	0	0	0	0	0	0	0	.667
Feb 11	at New Mexico State	*of	3	1	2	0	0	0	0	0	0	0	0	0	0	0	1	0	0	0	.667
02-15-18	at San Diego State	*of/of	4	0	4	1	0	0	0	0	0	1	0	0	0	0	0	0	0	0	.769
Feb 16	vs Cal State Fullerton	*of	4	2	3	1	0	0	0	0	1	0	0	0	0	0	0	0	0	0	.765
Feb 17	vs North Dakota State	*of	1	0	0	0	0	0	0	0	0	0	0	0	0	0	0	0	0	0	.722
Feb 23	vs Minnesota	*of	2	0	1	0	1	0	0	1	1	0	0	0	0	0	0	0	0	0	.700
Feb 23	vs Duke	*of/of	3	0	1	0	0	0	0	0	1	0	0	0	0	0	0	1	0	0	.652
Feb 24	vs Bradley	*of/of	2	2	2	0	0	0	0	3	4	0	0	0	0	0	0	1	0	0	.680
Feb 24	vs Harvard	*of	2	2	2	0	0	0	0	2	1	0	0	0	0	0	0	4	0	0	.704
Feb 25	vs Purdue	*of	3	0	0	0	0	0	0	0	0	0	0	0	0	0	2	0	0	0	.633
Mar 01	DAYTON	*of/of	4	0	0	0	0	0	0	0	0	0	0	0	0	0	1	0	1	0	.559
Mar 03	OHIO	*of	3	0	1	0	0	0	0	0	0	0	1	0	0	0	1	0	0	0	.541
Mar 03	SEMO	*of	3	0	1	1	0	0	0	0	0	0	0	0	0	0	1	2	0	0	.525
Mar 04	SEMO	*of	5	1	1	0	0	0	0	0	1	0	0	0	0	0	1	1	0	0	.489
Mar 04	OHIO	*of	3	1	1	0	0	0	0	0	0	0	0	0	0	0	0	0	1	0	.479
Mar 06	SIUE	*of	4	0	1	0	0	0	0	0	0	0	0	0	0	0	0	2	0	0	.462
Mar 09	at Florida	*of	3	0	0	0	0	0	0	0	0	0	0	0	0	0	3	1	0	0	.436
Mar 10	at Florida	*of	3	0	2	0	0	0	0	0	0	0	0	0	0	0	0	2	0	0	.448
Mar 11	at Florida	*of	3	0	0	0	0	0	0	0	0	0	0	0	0	0	1	0	0	0	.426
Mar 12	NORTHERN ILLINOIS	*of/of	2	1	1	0	0	0	0	0	0	0	0	0	0	0	0	0	0	0	.429
Mar 14	INDIANA	*of/of	3	2	2	3	0	0	0	0	2	0	0	0	0	0	0	0	0	0	.439
Mar 17	LSU	*of	3	1	1	0	0	0	0	0	0	0	0	0	0	0	2	0	0	1	.435
Mar 18	LSU	*of	3	0	1	0	0	0	0	0	1	0	0	0	0	0	0	2	0	0	.431
Totals		24gs	72	15	31	7	1	0	0	6	12	1	1	0	0	0	13	16	3	1	.431

On base pct. .481 • Slugging pct. .444

2018 Kentucky Softball
Miscellaneous Stats for Kentucky (as of Mar 21, 2018)
(All games)

Multiple Hit Games	2	3	4	5+	Total
Erin Rethlake	10	-	-	-	10
Jenny Schaper	9	-	-	-	9
Abbey Cheek	7	2	-	-	9
Katie Reed	5	4	-	-	9
Bailey Vick	5	2	1	-	8
Brooklin Hinz	8	-	-	-	8
Alex Martens	2	-	-	-	2
Rachael Metzger	1	-	-	-	1
Mallory Peyton	1	-	-	-	1
Lauren Johnson	1	-	-	-	1
TEAM	49	8	1	0	58

Multiple RBI Games	2	3	4	5+	Total
Abbey Cheek	4	2	-	2	8
Alex Martens	3	2	-	-	5
Katie Reed	4	1	-	-	5
Jenny Schaper	3	2	-	-	5
Brooklin Hinz	4	-	-	-	4
Rachael Metzger	2	-	-	-	2
Lauren Johnson	2	-	-	-	2
Erin Rethlake	2	-	-	-	2
Mallory Peyton	-	1	-	-	1
Bailey Vick	-	1	-	-	1
TEAM	24	9	0	2	35

Hitting Streaks	Longest	Current
Katie Reed	10	1
Erin Rethlake	8	-
Jenny Schaper	6	1
Abbey Cheek	6	4
Brooklin Hinz	5	3
Bailey Vick	5	4
Mallory Peyton	4	-
Lauren Johnson	4	-
Alex Martens	3	-
Rachael Metzger	2	-
Sarah Rainwater	2	-
Kelsee Henson	1	-
Ashley Ruiz	1	-
Autumn Humes	1	-

Reached Base Streaks	Longest	Current
Jenny Schaper	12	4
Katie Reed	10	1
Brooklin Hinz	9	3
Erin Rethlake	8	-
Abbey Cheek	6	4
Alex Martens	6	6
Bailey Vick	5	4
Mallory Peyton	4	-
Lauren Johnson	4	-
Rachael Metzger	3	1
Sarah Rainwater	2	1
Kelsee Henson	1	-
Autumn Humes	1	-
Ashley Ruiz	1	-

2018 Kentucky Softball
Miscellaneous Stats for Kentucky (as of Mar 21, 2018)
(All games)

Starting Lineup By Position
(Team W-L record when starter)

PITCHER:		
Erin Rethlake	7	(4-3)
Autumn Humes	7	(6-1)
Grace Baalman	7	(6-1)
Larissa Spellman	3	(2-1)
Bethany Todd	1	(1-0)
CATCHER:		
Jenny Schaper	16	(11-5)
Rachael Metzger	9	(8-1)
FIRST BASE:		
Erin Rethlake	18	(15-3)
Jenny Schaper	4	(3-1)
Mallory Peyton	3	(1-2)
SECOND BASE:		
Alex Martens	22	(16-6)
Mallory Peyton	3	(3-0)
THIRD BASE:		
Abbey Cheek	25	(19-6)
SHORTSTOP:		
Katie Reed	25	(19-6)
LEFT FIELD:		
Bailey Vick	22	(17-5)
Brooklin Hinz	3	(2-1)
CENTER FIELD:		
Sarah Rainwater	20	(17-3)
Bailey Vick	2	(1-1)
Brooklin Hinz	2	(1-1)
Grace Baalman	1	(0-1)
RIGHT FIELD:		
Brooklin Hinz	19	(16-3)
Lauren Johnson	5	(3-2)
Sarah Rainwater	1	(0-1)
DESIGNATED HITTER:		
Mallory Peyton	8	(6-2)
Jenny Schaper	5	(5-0)
Lauren Johnson	4	(4-0)
Hannah Huffman	2	(2-0)
Grace Baalman	2	(1-1)
Sarah Rainwater	1	(0-1)
Autumn Humes	1	(0-1)
Kelsee Henson	1	(0-1)
Larissa Spellman	1	(1-0)

Starting Lineup By Lineup Spot
(Team W-L record when starter)

LEADOFF:		
Bailey Vick	16	(14-2)
Katie Reed	9	(5-4)
2ND SPOT:		
Erin Rethlake	20	(16-4)
Bailey Vick	4	(3-1)
Alex Martens	1	(0-1)
3RD SPOT:		
Katie Reed	14	(12-2)
Alex Martens	6	(3-3)
Jenny Schaper	2	(2-0)
Brooklin Hinz	1	(0-1)
Lauren Johnson	1	(1-0)
Abbey Cheek	1	(1-0)
CLEANUP:		
Jenny Schaper	19	(15-4)
Abbey Cheek	4	(2-2)
Alex Martens	1	(1-0)
Katie Reed	1	(1-0)
5TH SPOT:		
Abbey Cheek	11	(9-2)
Alex Martens	5	(4-1)
Brooklin Hinz	4	(3-1)
Jenny Schaper	4	(2-2)
Katie Reed	1	(1-0)
6TH SPOT:		
Abbey Cheek	9	(7-2)
Brooklin Hinz	6	(4-2)
Alex Martens	6	(6-0)
Mallory Peyton	3	(2-1)
Lauren Johnson	1	(0-1)
7TH SPOT:		
Mallory Peyton	9	(7-2)
Brooklin Hinz	5	(5-0)
Rachael Metzger	5	(4-1)
Alex Martens	3	(2-1)
Sarah Rainwater	2	(1-1)
Kelsee Henson	1	(0-1)
8TH SPOT:		
Sarah Rainwater	10	(7-3)
Brooklin Hinz	4	(4-0)
Rachael Metzger	3	(3-0)
Lauren Johnson	3	(2-1)
Erin Rethlake	2	(1-1)
Autumn Humes	1	(1-0)
Mallory Peyton	1	(0-1)
Bailey Vick	1	(1-0)
9TH SPOT:		
Sarah Rainwater	10	(9-1)
Lauren Johnson	4	(4-0)
Brooklin Hinz	4	(3-1)
Bailey Vick	3	(0-3)
Erin Rethlake	3	(2-1)
Mallory Peyton	1	(1-0)

2018 Kentucky Softball
Miscellaneous Stats for Kentucky (as of Mar 21, 2018)
(All games)

STARTERS SUMMARY

		Position											Batting Order								
Player	GS	p	c	1b	2b	3b	ss	lf	cf	rf	of	dh	1st	2nd	3rd	4th	5th	6th	7th	8th	9th
Jenny Schaper	25	.	16	4	.	.	.	.	.	.	.	5	.	.	2	19	4	.	.	.	.
Katie Reed	25	.	.	.	.	.	25	.	.	.	.	.	9	.	14	1	1	.	.	.	.
Erin Rethlake	25	7	.	18	.	.	.	.	.	.	.	.	.	20	.	.	.	.	.	2	3
Abbey Cheek	25	.	.	.	.	25	.	.	.	.	.	.	.	.	1	4	11	9	.	.	.
Brooklin Hinz	24	.	.	.	.	.	.	3	2	19	.	.	.	.	1	.	4	6	5	4	4
Bailey Vick	24	.	.	.	.	.	.	22	2	.	.	.	16	4	.	.	.	.	.	1	3
Alex Martens	22	.	.	.	22	.	.	.	.	.	.	.	.	1	6	1	5	6	3	.	.
Sarah Rainwater	22	.	.	.	.	.	.	.	20	1	.	1	.	.	.	.	.	.	2	10	10
Mallory Peyton	14	.	.	3	3	.	.	.	.	.	.	8	.	.	.	.	.	3	9	1	1
Grace Baalman	10	7	.	.	.	.	.	.	1	.	.	2	.	.	.	.	.	.	.	.	.
Rachael Metzger	9	.	9	.	.	.	.	.	.	.	.	.	.	.	.	.	.	.	5	3	.
Lauren Johnson	9	.	.	.	.	.	.	.	.	5	.	4	.	.	1	.	.	1	.	3	4
Autumn Humes	8	7	.	.	.	.	.	.	.	.	.	1	.	.	.	.	.	.	.	1	.
Larissa Spellman	4	3	.	.	.	.	.	.	.	.	.	1	.	.	.	.	.	.	.	.	.
Hannah Huffman	2	.	.	.	.	.	.	.	.	.	.	2	.	.	.	.	.	.	.	.	.
Kelsee Henson	1	.	.	.	.	.	.	.	.	.	.	1	.	.	.	.	.	.	1	.	.
Bethany Todd	1	1	.	.	.	.	.	.	.	.	.	.	.	.	.	.	.	.	.	.	.

Kentucky Softball Career Stats
Individual Career History

Grace Baalman

Year	avg	gp-gs	ab	r	h	2b	3b	hr	rbi	tb	slg%	bb	hbp	so	gdp	ob%	sf	sh	sb-att	po	a	e	fld%
2018	.000	5-4	2	0	0	0	0	0	0	0	.000	0	0	0	0	.000	0	0	0-0	1	17	0	1.000
TOTAL	.000	5-4	2	0	0	0	0	0	0	0	.000	0	0	0	0	.000	0	0	0-0	1	17	0	1.000

Year	era	w-l	app	gs	cg	sho	sv	ip	h	r	er	bb	so	2b	3b	hr	bf	bavg	wp	hbp	bk	sfa	sha
2018	1.56	9-2	14	7	7	2/0	1	62.2	53	16	14	20	57	14	1	2	259	.230	4	5	0	0	4
TOTAL	1.56	9-2	14	7	7	2/0	1	62.2	53	16	14	20	57	14	1	2	259	.230	4	5	0	0	4

Abbey Cheek

Year	avg	gp-gs	ab	r	h	2b	3b	hr	rbi	tb	slg%	bb	hbp	so	gdp	ob%	sf	sh	sb-att	po	a	e	fld%
2016	.326	60-60	172	42	56	9	2	10	52	99	.576	18	6	27	5	.402	3	1	4-7	86	58	5	.966
2017	.318	58-58	173	40	55	6	1	13	41	102	.590	19	4	25	3	.394	2	1	9-10	53	157	12	.946
2018	.372	25-25	78	17	29	3	2	8	29	60	.769	3	1	10	0	.398	1	1	5-6	21	70	7	.929
TOTAL	.331	143-143	423	99	140	18	5	31	122	261	.617	40	11	62	8	.398	6	3	18-23	160	285	24	.949

Kelsee Henson

Year	avg	gp-gs	ab	r	h	2b	3b	hr	rbi	tb	slg%	bb	hbp	so	gdp	ob%	sf	sh	sb-att	po	a	e	fld%
2016	.357	14-2	14	2	5	1	0	1	6	9	.643	1	0	4	0	.400	0	1	0-0	0	0	0	.000
2017	.091	30-5	11	5	1	0	0	0	3	1	.091	0	0	4	0	.077	2	0	1-3	0	0	0	.000
2018	.100	14-1	10	5	1	0	0	0	1	1	.100	0	0	4	0	.100	0	0	0-0	0	0	0	.000
TOTAL	.200	58-8	35	12	7	1	0	1	10	11	.314	1	0	12	0	.211	2	1	1-3	0	0	0	.000

Brooklin Hinz

Year	avg	gp-gs	ab	r	h	2b	3b	hr	rbi	tb	slg%	bb	hbp	so	gdp	ob%	sf	sh	sb-att	po	a	e	fld%
2015	.215	55-42	121	10	26	5	0	1	12	34	.281	8	5	34	2	.291	0	1	1-1	16	0	0	1.000
2016	.310	56-52	142	22	44	12	0	7	35	77	.542	11	6	17	0	.381	1	4	1-2	20	2	1	.957
2017	.234	54-38	107	26	25	7	1	5	13	49	.458	12	4	28	0	.331	1	2	9-10	35	3	2	.950
2018	.333	24-24	63	15	21	4	0	1	13	28	.444	3	0	9	0	.364	0	0	4-6	15	0	1	.938
TOTAL	.268	189-156	433	73	116	28	1	14	73	188	.434	34	15	88	2	.341	2	7	15-19	86	5	4	.958

Hannah Huffman

Year	avg	gp-gs	ab	r	h	2b	3b	hr	rbi	tb	slg%	bb	hbp	so	gdp	ob%	sf	sh	sb-att	po	a	e	fld%
2016	.000	34-0	3	15	0	0	0	0	0	0	.000	0	1	0	0	.250	0	0	5-5	0	0	0	.000
2017	.000	20-0	0	8	0	0	0	0	0	0	.000	0	0	0	0	.000	0	0	2-2	0	0	0	.000
2018	.000	6-2	1	1	0	0	0	0	0	0	.000	0	0	0	0	.000	0	0	0-0	0	0	0	.000
TOTAL	.000	60-2	4	24	0	0	0	0	0	0	.000	0	1	0	0	.200	0	0	7-7	0	0	0	.000

Autumn Humes

Year	avg	gp-gs	ab	r	h	2b	3b	hr	rbi	tb	slg%	bb	hbp	so	gdp	ob%	sf	sh	sb-att	po	a	e	fld%
2018	.250	5-3	4	0	1	0	0	0	0	1	.250	0	0	1	0	.250	0	0	0-0	1	7	0	1.000
TOTAL	.250	5-3	4	0	1	0	0	0	0	1	.250	0	0	1	0	.250	0	0	0-0	1	7	0	1.000

Year	era	w-l	app	gs	cg	sho	sv	ip	h	r	er	bb	so	2b	3b	hr	bf	bavg	wp	hbp	bk	sfa	sha
2018	2.43	5-1	10	7	3	2/0	1	46.0	37	21	16	20	39	5	2	3	191	.223	1	1	0	0	4
TOTAL	2.43	5-1	10	7	3	2/0	1	46.0	37	21	16	20	39	5	2	3	191	.223	1	1	0	0	4

Kentucky Softball Career Stats
Individual Career History

Kalia Johnson

Year	avg	gp-gs	ab	r	h	2b	3b	hr	rbi	tb	slg%	bb	hbp	so	gdp	ob%	sf	sh	sb-att	po	a	e	fld%
2018	.000	3-0	2	0	0	0	0	0	0	0	.000	0	0	0	0	.000	0	0	0-0	0	0	0	.000
TOTAL	.000	3-0	2	0	0	0	0	0	0	0	.000	0	0	0	0	.000	0	0	0-0	0	0	0	.000

Lauren Johnson

Year	avg	gp-gs	ab	r	h	2b	3b	hr	rbi	tb	slg%	bb	hbp	so	gdp	ob%	sf	sh	sb-att	po	a	e	fld%
2018	.222	25-9	36	10	8	2	1	0	10	12	.333	11	1	10	0	.400	2	0	3-5	4	0	0	1.000
TOTAL	.222	25-9	36	10	8	2	1	0	10	12	.333	11	1	10	0	.400	2	0	3-5	4	0	0	1.000

Alex Martens

Year	avg	gp-gs	ab	r	h	2b	3b	hr	rbi	tb	slg%	bb	hbp	so	gdp	ob%	sf	sh	sb-att	po	a	e	fld%
2017	.295	58-58	176	14	52	13	0	4	30	77	.438	18	2	17	0	.365	1	2	0-0	101	97	13	.938
2018	.238	25-22	63	13	15	3	0	4	17	30	.476	10	2	6	1	.360	0	1	0-0	38	27	1	.985
TOTAL	.280	83-80	239	27	67	16	0	8	47	107	.448	28	4	23	1	.364	1	3	0-0	139	124	14	.949

Rachael Metzger

Year	avg	gp-gs	ab	r	h	2b	3b	hr	rbi	tb	slg%	bb	hbp	so	gdp	ob%	sf	sh	sb-att	po	a	e	fld%
2015	.206	44-19	68	3	14	2	0	2	6	22	.324	7	1	13	0	.289	0	2	0-0	82	13	1	.990
2016	.200	29-13	30	0	6	2	0	0	3	8	.267	3	3	5	0	.324	1	1	0-0	51	3	2	.964
2017	.247	50-36	93	10	23	5	0	8	19	52	.559	13	7	20	0	.381	0	3	0-0	179	8	0	1.000
2018	.158	17-9	19	2	3	2	0	1	4	8	.421	4	1	6	0	.333	0	0	0-0	37	3	2	.952
TOTAL	.219	140-77	210	15	46	11	0	11	32	90	.429	27	12	44	0	.340	1	6	0-0	349	27	5	.987

Kierston Moore

Year	avg	gp-gs	ab	r	h	2b	3b	hr	rbi	tb	slg%	bb	hbp	so	gdp	ob%	sf	sh	sb-att	po	a	e	fld%
2017	.214	13-0	14	1	3	0	0	1	5	6	.429	1	1	4	0	.313	0	0	0-0	0	0	0	.000
TOTAL	.214	13-0	14	1	3	0	0	1	5	6	.429	1	1	4	0	.313	0	0	0-0	0	0	0	.000

Mallory Peyton

Year	avg	gp-gs	ab	r	h	2b	3b	hr	rbi	tb	slg%	bb	hbp	so	gdp	ob%	sf	sh	sb-att	po	a	e	fld%
2018	.250	24-14	40	11	10	3	0	3	9	22	.550	5	1	10	0	.348	0	2	0-0	30	10	1	.976
TOTAL	.250	24-14	40	11	10	3	0	3	9	22	.550	5	1	10	0	.348	0	2	0-0	30	10	1	.976

Sarah Rainwater

Year	avg	gp-gs	ab	r	h	2b	3b	hr	rbi	tb	slg%	bb	hbp	so	gdp	ob%	sf	sh	sb-att	po	a	e	fld%
2016	.250	54-14	8	12	2	0	0	0	0	2	.250	2	0	2	0	.400	0	0	1-1	10	1	1	.917
2017	.185	55-46	92	13	17	2	0	0	4	19	.207	13	1	26	0	.290	1	11	7-7	38	4	1	.977
2018	.167	24-22	36	3	6	0	1	0	0	8	.222	4	0	6	0	.250	0	5	1-1	7	0	0	1.000
TOTAL	.184	133-82	136	28	25	2	1	0	4	29	.213	19	1	34	0	.287	1	16	9-9	55	5	2	.968

Kentucky Softball Career Stats
Individual Career History

Katie Reed

Year	avg	gp-gs	ab	r	h	2b	3b	hr	rbi	tb	slg%	bb	hbp	so	gdp	ob%	sf	sh	sb-att	po	a	e	fld%
2016	.312	60-60	170	34	53	8	3	3	22	76	.447	17	3	28	0	.378	3	7	12-15	92	88	7	.963
2017	.353	58-58	201	26	71	10	0	3	21	90	.448	6	0	19	0	.370	1	7	16-20	72	148	9	.961
2018	.430	25-25	79	27	34	4	3	2	16	50	.633	4	3	7	1	.477	0	2	11-13	21	75	2	.980
TOTAL	.351	143-143	450	87	158	22	6	8	59	216	.480	27	6	54	1	.392	4	16	39-48	185	311	18	.965

Erin Rethlake

Year	avg	gp-gs	ab	r	h	2b	3b	hr	rbi	tb	slg%	bb	hbp	so	gdp	ob%	sf	sh	sb-att	po	a	e	fld%
2015	.115	33-17	52	4	6	2	0	0	4	8	.154	4	1	21	0	.193	0	0	0-0	14	8	1	.957
2016	.125	49-18	56	8	7	0	0	0	2	7	.125	7	0	13	0	.222	0	3	3-3	18	8	0	1.000
2017	.300	57-54	160	22	48	3	0	0	15	51	.319	7	0	29	0	.329	0	3	18-19	302	36	10	.971
2018	.377	25-25	77	17	29	0	1	0	11	31	.403	3	0	12	0	.400	0	2	11-14	148	18	1	.994
TOTAL	.261	164-114	345	51	90	5	1	0	32	97	.281	21	1	75	0	.305	0	8	32-36	482	70	12	.979

Year	era	w-l	app	gs	cg	sho	sv	ip	h	r	er	bb	so	2b	3b	hr	bf	bavg	wp	hbp	bk	sfa	sha
2015	2.85	4-1	22	4	1	0/2	1	51.2	48	24	21	26	41	13	1	5	231	.244	2	6	1	0	2
2016	4.81	1-2	6	3	1	1/1	0	16.0	13	13	11	8	22	3	0	2	77	.206	2	5	0	1	0
2017	1.95	10-5	25	14	4	3/4	0	104.0	76	31	29	50	73	9	0	7	446	.204	7	13	0	2	9
2018	3.31	5-3	10	7	3	0/0	0	42.1	31	25	20	22	38	5	0	3	185	.201	3	7	0	0	2
TOTAL	2.65	20-11	63	28	9	4/7	1	214.0	168	93	81	106	174	30	1	17	939	.214	14	31	1	3	13

Ashley Ruiz

Year	avg	gp-gs	ab	r	h	2b	3b	hr	rbi	tb	slg%	bb	hbp	so	gdp	ob%	sf	sh	sb-att	po	a	e	fld%
2017	.000	5-0	5	0	0	0	0	0	0	0	.000	0	0	0	0	.000	0	0	0-0	0	0	0	.000
2018	.333	4-0	3	1	1	0	0	1	1	4	1.333	0	0	0	0	.333	0	0	0-0	0	0	0	.000
TOTAL	.125	9-0	8	1	1	0	0	1	1	4	.500	0	0	0	0	.125	0	0	0-0	0	0	0	.000

Jenny Schaper

Year	avg	gp-gs	ab	r	h	2b	3b	hr	rbi	tb	slg%	bb	hbp	so	gdp	ob%	sf	sh	sb-att	po	a	e	fld%
2016	.273	57-47	121	11	33	7	0	4	20	52	.430	17	2	19	0	.369	1	3	0-0	397	22	2	.995
2017	.238	57-55	164	14	39	7	1	6	18	66	.402	15	6	24	1	.324	0	2	1-1	351	35	1	.997
2018	.375	25-25	72	17	27	5	0	4	19	44	.611	8	5	9	1	.471	0	0	1-1	144	10	2	.987
TOTAL	.277	139-127	357	42	99	19	1	14	57	162	.454	40	13	52	2	.370	1	5	2-2	892	67	5	.995

Larissa Spellman

Year	avg	gp-gs	ab	r	h	2b	3b	hr	rbi	tb	slg%	bb	hbp	so	gdp	ob%	sf	sh	sb-att	po	a	e	fld%
2017	.000	23-13	0	0	0	0	0	0	0	0	.000	0	0	0	0	.000	0	0	0-0	1	10	2	.846
2018	.000	1-1	0	0	0	0	0	0	0	0	.000	0	0	0	0	.000	0	0	0-0	1	2	0	1.000
TOTAL	.000	24-14	0	0	0	0	0	0	0	0	.000	0	0	0	0	.000	0	0	0-0	2	12	2	.875

Year	era	w-l	app	gs	cg	sho	sv	ip	h	r	er	bb	so	2b	3b	hr	bf	bavg	wp	hbp	bk	sfa	sha
2017	3.17	2-2	21	10	0	0/3	0	46.1	45	28	21	33	29	5	1	2	222	.245	5	2	0	0	3
2018	7.74	0-0	4	3	0	0/0	0	6.1	12	8	7	3	4	2	0	2	36	.400	1	1	0	2	0
TOTAL	3.72	2-2	25	13	0	0/3	0	52.2	57	36	28	36	33	7	1	4	258	.266	6	3	0	2	3

Kentucky Softball Career Stats
Individual Career History

Bethany Todd

Year	avg	gp-gs	ab	r	h	2b	3b	hr	rbi	tb	slg%	bb	hbp	so	gdp	ob%	sf	sh	sb-att	po	a	e	fld%

Year	era	w-l	app	gs	cg	sho	sv	ip	h	r	er	bb	so	2b	3b	hr	bf	bavg	wp	hbp	bk	sfa	sha
2018	1.75	0-0	2	1	0	0/0	0	4.0	4	1	1	2	2	2	0	0	18	.286	0	1	0	0	1
TOTAL	1.75	0-0	2	1	0	0/0	0	4.0	4	1	1	2	2	2	0	0	18	.286	0	1	0	0	1

Bailey Vick

Year	avg	gp-gs	ab	r	h	2b	3b	hr	rbi	tb	slg%	bb	hbp	so	gdp	ob%	sf	sh	sb-att	po	a	e	fld%
2017	.321	58-58	156	21	50	9	0	0	8	59	.378	10	6	32	0	.384	0	8	10-16	26	0	0	1.000
2018	.431	24-24	72	15	31	1	0	0	7	32	.444	6	1	13	0	.481	0	0	12-13	16	3	1	.950
TOTAL	.355	82-82	228	36	81	10	0	0	15	91	.399	16	7	45	0	.414	0	8	22-29	42	3	1	.978