



# 2012-13 SOUTH CAROLINA BASKETBALL

## OPENING TIP

Date: Saturday, Jan. 12, 2013

Tipoff: 1:47 p.m. ET

Location: Columbia, S.C.

Arena: Colonial Life Arena (18,000)

Series: Auburn leads 19-14

Last Meeting: Auburn win, 63-52, Jan. 21, 2012, in Auburn, Ala.

Television: SEC Network

Talent: Mike Morgan (pxp), Jon Sundvold (analyst)

Radio: Gamecock IMG Radio Network

Sirius: 113; XM: 200

Talent: Andy Demetra (pxp), Casey Manning (analyst)

Tickets: GamecocksOnline.com

Live Stats: GamecocksOnline.com

## GAME 15



**SOUTH CAROLINA  
GAMECOCKS**  
(10-4, 0-1 SEC)

- VS -

**AUBURN  
TIGERS**  
(7-7, 1-0 SEC)



Ranking: AP/Coaches (-/-)  
Head Coach: Frank Martin  
Record at SC: 10-4  
Career Rec.: 127-58  
vs. AU: 0-0  
SID: Emily Feeney-Molinary

Stat Leaders (per game):  
Points: Williams (12.3)  
Rebounds: Jackson (7.4)  
Assists: Smith (4.3)  
Blocks: Kacinas (0.9)  
Steals: Williams (0.9)

Ranking: AP/Coaches (-/-)  
Head Coach: Tony Barbee  
Record at AU: 33-43 (3rd)  
Career Rec.: 115-95 (7th)  
vs. SC: 2-0  
SID: Chuck Gallina

Stat Leaders (per game):  
Points: Sullivan (17.2)  
Rebounds: Chubb (7.4)  
Assists: Sullivan (3.3)  
Blocks: Dixon-Tatum (1.3)  
Steals: Wallace (1.8)

## 2012-13 SCHEDULE

DATE	OPPONENT (TV)	TIME/RESULT
O. 30	Kentucky Wesleyan +	W, 68-67
N. 11	Milwaukee & (FSN)	W, 82-75 (OT)
N. 16	Morgan State (SS)	W, 87-71
N. 19	Rider & (FSS/FSCR)	W, 88-76
N. 21	Elon	L, 65-53
N. 24	vs. Missouri State ^	W, 74-67 (OT)
N. 25	vs. Arkansas Little-Rock ^	W, 74-62
N. 29	at St. John's % (ESPNU)	L, 89-65
D. 2	Clemson (ESPNU)	L, 64-55
D. 7	Jacksonville (FSS/FSCR)	W, 91-74
D. 19	Appalachian State (FSS/FSCR)	W, 74-69
D. 22	vs. Manhattan #	W, 63-57
D. 29	Presbyterian (CSS)	W, 76-60
J. 5	SC State (FSN)	W, 80-69
J. 9	at Mississippi State* (ESPN3)	L, 56-54
J. 12	Auburn* (SECN)	1:47 p.m.
J. 16	at LSU* (ESPN3)	8 p.m.
J. 19	Vanderbilt* (SECN)	1:30 p.m.
J. 22	at Missouri* (ESPNU)	7 p.m.
J. 26	Arkansas* (SECN)	1:30 p.m.
J. 30	at Florida* (SECN)	8 p.m.
F. 2	Georgia* (SECN)	1:30 p.m.
F. 5	at Kentucky* (ESPNU)	9 p.m.
F. 10	Tennessee* (FSN)	1 p.m.
F. 14	LSU* (ESPN2)	7 p.m.
F. 16	at Alabama* (SECN)	4 p.m.
F. 20	Ole Miss* (CSS)	7 p.m.
F. 23	at Georgia* (CBS Sports)	2 p.m.
F. 28	Missouri* (ESPN2)	9 p.m.
M. 2	at Texas A&M* (ESPNU)	7 p.m.
M. 6	Mississippi State* (ESPN3)	7 p.m.
M. 9	at Vanderbilt* (SECN)	1:30 p.m.
M. 13-17	SEC Tournament (Nashville)	TBA
M. 19-A. 4	NCAA Tournament	TBA

All home games in **bold** | All times listed Eastern

\* indicates SEC contest | + indicates exhibition | **SS**-SportSouth | **SECN**-SEC Network | **CSS**-CharterSports SE | &-Hoops For Hope Classic (Columbia, S.C.) | ^-Hoops For Hope Classic (Puerto Vallarta, Mexico) | %-SEC/BIG EAST Challenge | #-Brooklyn Hoops Holiday Invitational (Brooklyn, N.Y.)

## PROBABLE STARTERS (BASED ON PREVIOUS GAME)

South Carolina	Ht.	Wt.	Yr.	Hometown	PPG	RPG	MPG
G - #5 Eric Smith	5-11	205	Jr.	Mullins, S.C.	5.9	2.1	27.9
G - #2 Brian Richardson	6-4	175	Jr.	Wilson, N.C.	9.6	3.1	22.4
G - #23 Bruce Ellington	5-9	197	Jr.	Moncks, Corner, S.C.	10.0	2.4	26.2
F - #25 Mindaugas Kacinas	6-7	210	Fr.	Klaipeda, Lithuania	7.7	5.5	26.9
F - #30 Lakeem Jackson	6-5	235	Sr.	Charlotte, N.C.	9.8	7.4	31.6

Auburn	Ht.	Wt.	Yr.	Hometown	PPG	RPG	MPG
F - #2 Allen Payne	6-6	215	Jr.	Cincinnati, Ohio	8.4	5.1	27.2
C - #41 Rob Chubb	6-10	250	Sr.	Peachtree City, Ga.	9.3	7.4	25.1
G - #5 Shaquille Johnson	6-5	210	Fr.	Atlanta, Ga.	4.8	2.9	17.9
G - #11 Josh Wallace	5-10	170	Sr.	Pensacola, Fla.	3.4	2.4	22.9
G - #23 Frankie Sullivan	6-1	206	Sr.	Uniontown, Ala.	17.2	4.1	32.7

## TODAY'S GAME

South Carolina is set to host Auburn on Saturday in its 2013 SEC home opener at Colonial Life Arena. The meeting marks the 34th all-time between the two schools, with Auburn holding a 19-14 edge in the series. The contest will be televised on the SEC Network (check local listings) with the official tip time set for 1:47 p.m. ET. Mike Morgan (play-by-play) and Jon Sundvold (analyst) will handle the call for the SECN. Fans can also listen on the Gamecock IMG Sports Network via GamecocksOnline.com and on 107.5 The Game in Columbia with Andy Demetra (play-by-play) and Casey Manning (analyst). The Gamecocks aim to break a two-game losing streak to the Tigers on Saturday.

## CAROLINA QUICK HITS

- South Carolina is in its 105th season of basketball.
- The Gamecocks are led by first-year head coach Frank Martin. His associate head coach is Brad Underwood and his assistant coaches are Matt Figger and Lamont Evans. Andy Assaley is the director of basketball operations.
- The Gamecocks are in their 22nd season of competition in the Southeastern Conference in 2013. Carolina owns a 129-208 (.382) all-time record in SEC play.
- South Carolina suffered a 56-54 loss at Mississippi State on Wednesday in the 2013 SEC Opener. The Gamecocks struggled offensively in the contest, hitting just 39.2 percent (20-51) from the field, a near season worst in the category.
- Frank Martin owns a 50-33 (.602) all-time record in conference play.
- Carolina is 9-12 all-time in its first SEC home contest of the season. The Gamecocks suffered a 67-57 loss to Vanderbilt in last season's league lidlifter in Columbia.
- Junior guard Brian Richardson posted career highs in several categories vs. Mississippi State, including posting a career best 20 points to lead the Gamecocks in the contest. Richardson is enjoying a career year in 2012-13, posting 9.8 points and 3.1 rebounds per contest.
- Carolina's 24 turnovers at Mississippi State on Wednesday marked the second-most in a game this season for the Gamecocks (25 vs. Missouri State).
- Seven Gamecocks currently average at least 20 minutes per game, with Lakeem Jackson leading the way with 31.6 minutes on the court per contest this season.
- Senior forward Lakeem Jackson continued to impress for the Gamecocks, matching a season high with 16 points, hitting 8-of-15 attempts from the floor, in Carolina's win vs. SC State on Jan. 5. Jackson also pulled down eight rebounds, posted two assists and blocked one shot. It marked the third time this season that Jackson has led the team, or shared the team lead, in scoring, while he is consistently among team leaders in the rebounding category.
- Senior guard LaShay Page, a post-graduate student from Dillon, S.C., will not compete with the South Carolina men's basketball team for the remainder of the 2012-13 season due to an academic eligibility issue.



# SOUTH CAROLINA GAMECOCKS

OVERALL: 10-4; SEC: 0-1; HOME: 7-2; AWAY: 0-2; NEUTRAL: 3-0

0		<b>LASHAY PAGE</b> - Sr. - G - 6-2 - 195 - Dillon, S.C. <table><tr><th>MIN</th><th>PTS</th><th>RBS</th><th>AST</th><th>FG%</th><th>3FG%</th><th>FT%</th></tr><tr><td>24.4</td><td>11.7</td><td>3.3</td><td>0.9</td><td>34.4</td><td>31.1</td><td>87.1</td></tr></table>	MIN	PTS	RBS	AST	FG%	3FG%	FT%	24.4	11.7	3.3	0.9	34.4	31.1	87.1	<ul style="list-style-type: none"><li>Will not compete with the South Carolina men's basketball team for the remainder of the 2012-13 season due to an academic eligibility issue.</li></ul>
MIN	PTS	RBS	AST	FG%	3FG%	FT%											
24.4	11.7	3.3	0.9	34.4	31.1	87.1											
1		<b>BRENTON WILLIAMS</b> - Jr. - G - 5-11 - 175 - Kissimmee, Fla. <table><tr><th>MIN</th><th>PTS</th><th>RBS</th><th>AST</th><th>FG%</th><th>3FG%</th><th>FT%</th></tr><tr><td>23.1</td><td>12.3</td><td>1.7</td><td>1.3</td><td>52.9</td><td>46.0</td><td>80.4</td></tr></table>	MIN	PTS	RBS	AST	FG%	3FG%	FT%	23.1	12.3	1.7	1.3	52.9	46.0	80.4	<ul style="list-style-type: none"><li>Tallied nine points vs. Presbyterian</li><li>Off the bench vs. SC State, posted 14 points and collected two steals</li><li>Has hit 46.0% (23-50) from 3-point range this season, 52.9% (54-102) overall</li><li>Saw action vs. Mississippi State</li></ul>
MIN	PTS	RBS	AST	FG%	3FG%	FT%											
23.1	12.3	1.7	1.3	52.9	46.0	80.4											
2		<b>BRIAN RICHARDSON</b> - Jr. - G - 6-4 - 175 - Wilson, N.C. <table><tr><th>MIN</th><th>PTS</th><th>RBS</th><th>AST</th><th>FG%</th><th>3FG%</th><th>FT%</th></tr><tr><td>22.4</td><td>9.6</td><td>3.1</td><td>1.6</td><td>40.9</td><td>41.7</td><td>76.9</td></tr></table>	MIN	PTS	RBS	AST	FG%	3FG%	FT%	22.4	9.6	3.1	1.6	40.9	41.7	76.9	<ul style="list-style-type: none"><li>Matched season high with 16 points vs. Presby; first start of season vs. PC</li><li>Posted 15 points and dished three assists vs. SC State</li><li>Posted career highs with 20 points and eight rebounds vs. Miss State</li></ul>
MIN	PTS	RBS	AST	FG%	3FG%	FT%											
22.4	9.6	3.1	1.6	40.9	41.7	76.9											
5		<b>ERIC SMITH</b> - Jr. - G - 5-11 - 205 - Mullins, S.C. <table><tr><th>MIN</th><th>PTS</th><th>RBS</th><th>AST</th><th>FG%</th><th>3FG%</th><th>FT%</th></tr><tr><td>27.9</td><td>5.9</td><td>2.1</td><td>4.3</td><td>34.9</td><td>23.1</td><td>64.3</td></tr></table>	MIN	PTS	RBS	AST	FG%	3FG%	FT%	27.9	5.9	2.1	4.3	34.9	23.1	64.3	<ul style="list-style-type: none"><li>Set career high with nine assists vs. App State (previous career high was 7)</li><li>Dished seven assists against just three turnovers vs. SC State</li><li>Collected five assists and scored eight points vs. Miss State</li><li>Averaging 6.0 assists per game over the course of the last six games (5-1)</li></ul>
MIN	PTS	RBS	AST	FG%	3FG%	FT%											
27.9	5.9	2.1	4.3	34.9	23.1	64.3											
12		<b>AUSTIN CONSTABLE</b> - Fr. - G - 6-0 - 175 - West Chester, Pa. <table><tr><th>MIN</th><th>PTS</th><th>RBS</th><th>AST</th><th>FG%</th><th>3FG%</th><th>FT%</th></tr><tr><td>1.7</td><td>0.0</td><td>0.3</td><td>0.0</td><td>0.0</td><td>0.0</td><td>0.0</td></tr></table>	MIN	PTS	RBS	AST	FG%	3FG%	FT%	1.7	0.0	0.3	0.0	0.0	0.0	0.0	<ul style="list-style-type: none"><li>Walk-on guard</li><li>Averaged 18 points and 4.0 assists per game during senior season at Henderson High School in West Chester, Pa.</li><li>Played one minute vs. UALR; saw action vs. Jacksonville and PC</li></ul>
MIN	PTS	RBS	AST	FG%	3FG%	FT%											
1.7	0.0	0.3	0.0	0.0	0.0	0.0											
14		<b>LAIMONAS CHATKEVICIUS</b> - Fr. - F - 6-11 - 255 - Klaipeda, Lithuania <table><tr><th>MIN</th><th>PTS</th><th>RBS</th><th>BLK</th><th>FG%</th><th>3FG%</th><th>FT%</th></tr><tr><td>10.6</td><td>3.4</td><td>2.9</td><td>0.0</td><td>52.4</td><td>50.0</td><td>50.0</td></tr></table>	MIN	PTS	RBS	BLK	FG%	3FG%	FT%	10.6	3.4	2.9	0.0	52.4	50.0	50.0	<ul style="list-style-type: none"><li>Saw action vs. Clemson off the bench, scored two points</li><li>Posted nine points, five rebounds and four assists vs. Jacksonville in 19 min.</li><li>Scored two points vs. Manhattan</li><li>Collected a season high six rebounds vs. Presbyterian, and again vs. Miss St.</li></ul>
MIN	PTS	RBS	BLK	FG%	3FG%	FT%											
10.6	3.4	2.9	0.0	52.4	50.0	50.0											
23		<b>BRUCE ELLINGTON</b> - Jr. - G - 5-9 - 197 - Moncks Corner, S.C. <table><tr><th>MIN</th><th>PTS</th><th>RBS</th><th>AST</th><th>FG%</th><th>3FG%</th><th>FT%</th></tr><tr><td>26.2</td><td>10.0</td><td>2.4</td><td>1.2</td><td>42.5</td><td>33.3</td><td>64.7</td></tr></table>	MIN	PTS	RBS	AST	FG%	3FG%	FT%	26.2	10.0	2.4	1.2	42.5	33.3	64.7	<ul style="list-style-type: none"><li>In St. John's contest, played team high 29 minutes, scoring seven points</li><li>12 points vs. Jacksonville, hitting 6-of-10 from the free throw line</li><li>Caught game-winning TD vs. Michigan in the Jan. 1 Outback Bowl</li><li>Posted 11 points, but committed nine turnovers at Miss State</li></ul>
MIN	PTS	RBS	AST	FG%	3FG%	FT%											
26.2	10.0	2.4	1.2	42.5	33.3	64.7											
24		<b>MICHAEL CARRERA</b> - Fr. - F - 6-5 - 212 - Anzoátegui, Venezuela <table><tr><th>MIN</th><th>PTS</th><th>RBS</th><th>BLK</th><th>FG%</th><th>3FG%</th><th>FT%</th></tr><tr><td>18.3</td><td>9.4</td><td>6.8</td><td>0.8</td><td>47.4</td><td>1.000</td><td>78.4</td></tr></table>	MIN	PTS	RBS	BLK	FG%	3FG%	FT%	18.3	9.4	6.8	0.8	47.4	1.000	78.4	<ul style="list-style-type: none"><li>Just one rebound shy of his third double-double of the season, scoring a team best 17 points and nine rebounds vs. Jacksonville</li><li>Did not play vs. PC and SC State due to a chronic left hip injury</li><li>Struggled with foul trouble vs. Miss State; scored two points</li></ul>
MIN	PTS	RBS	BLK	FG%	3FG%	FT%											
18.3	9.4	6.8	0.8	47.4	1.000	78.4											
25		<b>MINDAUGAS KACINAS</b> - Fr. - F - 6-7 - 210 - Klaipeda, Lithuania <table><tr><th>MIN</th><th>PTS</th><th>RBS</th><th>BLK</th><th>FG%</th><th>3FG%</th><th>FT%</th></tr><tr><td>26.9</td><td>7.7</td><td>5.5</td><td>0.9</td><td>56.9</td><td>23.1</td><td>67.6</td></tr></table>	MIN	PTS	RBS	BLK	FG%	3FG%	FT%	26.9	7.7	5.5	0.9	56.9	23.1	67.6	<ul style="list-style-type: none"><li>Named the Dec. 31 SEC Freshman of the Week (13 points vs. PC)</li><li>Collected third double-figure rebounding game of the season with 10 vs. SCSU</li><li>Collected three rebounds at Miss State</li></ul>
MIN	PTS	RBS	BLK	FG%	3FG%	FT%											
26.9	7.7	5.5	0.9	56.9	23.1	67.6											
30		<b>LAKEEM JACKSON</b> - Sr. - G - 6-5 - 235 - Charlotte, N.C. <table><tr><th>MIN</th><th>PTS</th><th>RBS</th><th>AST</th><th>FG%</th><th>3FG%</th><th>FT%</th></tr><tr><td>31.6</td><td>9.8</td><td>7.4</td><td>2.2</td><td>61.3</td><td>0.0</td><td>25.0</td></tr></table>	MIN	PTS	RBS	AST	FG%	3FG%	FT%	31.6	9.8	7.4	2.2	61.3	0.0	25.0	<ul style="list-style-type: none"><li>10 points and four rebounds vs. PC, the 100th game of his career</li><li>Team best 16 points, with eight rebounds and two assists vs. SC State</li><li>Four points, four turnovers and a career high four blocks</li></ul>
MIN	PTS	RBS	AST	FG%	3FG%	FT%											
31.6	9.8	7.4	2.2	61.3	0.0	25.0											
32		<b>DAMIEN LEONARD</b> - So. - G - 6-4 - 190 - Greenville, S.C. <table><tr><th>MIN</th><th>PTS</th><th>RBS</th><th>AST</th><th>FG%</th><th>3FG%</th><th>FT%</th></tr><tr><td>13.0</td><td>3.8</td><td>2.0</td><td>0.5</td><td>31.9</td><td>29.6</td><td>77.8</td></tr></table>	MIN	PTS	RBS	AST	FG%	3FG%	FT%	13.0	3.8	2.0	0.5	31.9	29.6	77.8	<ul style="list-style-type: none"><li>Scored six points vs. Elon, hitting two 3s</li><li>Saw action vs. Missouri State and UALR</li><li>First double-figure scoring game of the season with 15 points vs. PC</li><li>In first start of the season, posted 10 points vs. SC State</li></ul>
MIN	PTS	RBS	AST	FG%	3FG%	FT%											
13.0	3.8	2.0	0.5	31.9	29.6	77.8											
33		<b>RJ SLAWSON</b> - Jr. - F - 6-8 - 220 - Charleston, S.C. <table><tr><th>MIN</th><th>PTS</th><th>RBS</th><th>BLK</th><th>FG%</th><th>3FG%</th><th>FT%</th></tr><tr><td>16.2</td><td>4.9</td><td>3.9</td><td>0.6</td><td>44.0</td><td>20.0</td><td>67.6</td></tr></table>	MIN	PTS	RBS	BLK	FG%	3FG%	FT%	16.2	4.9	3.9	0.6	44.0	20.0	67.6	<ul style="list-style-type: none"><li>Scored seven points and collected two steals vs. Manhattan</li><li>5 points, 5 rebounds and a season high 3 blocks vs. Presbyterian</li><li>Solid off the bench vs. SC State, posting 9 points on 4-of-5 from the field</li><li>Collected four rebounds vs. Miss State</li></ul>
MIN	PTS	RBS	BLK	FG%	3FG%	FT%											
16.2	4.9	3.9	0.6	44.0	20.0	67.6											
35		<b>BRIAN STEELE</b> - Fr. - F - 6-5 - 196 - Greenville, S.C. <table><tr><th>MIN</th><th>PTS</th><th>RBS</th><th>AST</th><th>FG%</th><th>3FG%</th><th>FT%</th></tr><tr><td>2.0</td><td>1.0</td><td>0.5</td><td>0.0</td><td>0.0</td><td>0.0</td><td>1.000</td></tr></table>	MIN	PTS	RBS	AST	FG%	3FG%	FT%	2.0	1.0	0.5	0.0	0.0	0.0	1.000	<ul style="list-style-type: none"><li>Walk-on forward</li><li>Named all-state, all-region and all-county during prep career</li><li>Played two minutes vs. Jacksonville</li><li>Hit two free throws vs. Presbyterian</li></ul>
MIN	PTS	RBS	AST	FG%	3FG%	FT%											
2.0	1.0	0.5	0.0	0.0	0.0	1.000											
45		<b>CARLTON GEATHERS</b> - R-So. - F - 6-10 - 255 - Georgetown, S.C. <table><tr><th>MIN</th><th>PTS</th><th>RBS</th><th>AST</th><th>FG%</th><th>3FG%</th><th>FT%</th></tr><tr><td>7.8</td><td>1.0</td><td>1.5</td><td>0.6</td><td>43.5</td><td>0.0</td><td>66.7</td></tr></table>	MIN	PTS	RBS	AST	FG%	3FG%	FT%	7.8	1.0	1.5	0.6	43.5	0.0	66.7	<ul style="list-style-type: none"><li>Sophomore forward who suffered a fractured knee cap over the summer and continues to be out indefinitely.</li></ul>
MIN	PTS	RBS	AST	FG%	3FG%	FT%											
7.8	1.0	1.5	0.6	43.5	0.0	66.7											
55		<b>SHANE PHILLIPS</b> - Sr. - G - 5-10 - 170 - Pittsburgh, Pa. <table><tr><th>MIN</th><th>PTS</th><th>RBS</th><th>AST</th><th>FG%</th><th>3FG%</th><th>FT%</th></tr><tr><td>2.0</td><td>0.0</td><td>0.0</td><td>0.2</td><td>0.0</td><td>0.0</td><td>0.0</td></tr></table>	MIN	PTS	RBS	AST	FG%	3FG%	FT%	2.0	0.0	0.0	0.2	0.0	0.0	0.0	<ul style="list-style-type: none"><li>Senior walk-on guard who is expected to see playing time this season</li><li>Saw action in one contest last season, scoring one point</li><li>Played one minute vs. Morgan State; also vs. Missouri State and UALR</li><li>Saw action vs. St. John's, Jacksonville and PC</li></ul>
MIN	PTS	RBS	AST	FG%	3FG%	FT%											
2.0	0.0	0.0	0.2	0.0	0.0	0.0											

## INTERVIEW POLICIES

All interview requests must be made in advance to SID Emily Feeney-Molinary in the South Carolina Media Relations Office. Beginning with the start of practice in October, Feeney-Molinary will release a weekly coach and student-athlete availability schedule to media on Monday's.

**Post-Game Interview Policy:** After each home game, the visiting coach will address the media first, followed by South Carolina student-athletes then South Carolina head coach Frank Martin. (Depending on deadline, this may be altered on a game-by-game basis).

**Road Interview Policy:** Interviews with Coach Martin while on the road will be scheduled according to the home post-game media procedure. No student-athlete interviews are allowed until after the game once the team leaves Columbia.

All interviews are to be coordinated through the Media Relations Office. This allows the staff to arrange the interview when it best suits the student-athlete's and the reporter's schedules. Please contact the Media Relations Office in advance to make your interview requests. Media are not permitted to contact student-athletes on their own at any time.

All interviews will take place at the designated media interview site for that day as listed in the weekly availability schedule or in the Media Relations Office.

Dormitory, apartment and cell phone numbers for student-athletes will not be provided to the media. Should you need to conduct a telephone interview with a student-athlete, a call will be placed to you from the student-athlete at a mutually agreeable time.

## SOUTH CAROLINA MEDIA RELATIONS

Emily Feeney-Molinary, primary contact

Assistant Director

cell: 803-727-3284

e-mail: efeeney@mailbox.sc.edu

Website: www.GamecocksOnline.com

Facebook: www.Facebook.com/gamecocksonline

Twitter: @GamecockMBB

## STAT COMPARISON

	SC	AUBURN
Record	10-4	7-7
Conference Record	0-1	1-0
Current Streak	L1	W2
Scoring Avg.	72.6	68.9
Opponent Scoring Avg.	68.1	64.6
Scoring Margin	+4.4	+4.2
Field Goal %	.455	.423
Opponent Field Goal %	.434	.408
3-Point Field Goal %	.353	.348
Opponent 3-Point Field Goal %	.309	.324
3-Point Field Goal Made PG	6.3	6.3
3-Point Field Goal Attempts PG	17.8	18.1
Free Throw %	.695	.685
Opponent Free Throw %	.659	.658
Rebounding Avg.	38.8	37.3
Opponent Rebounding Avg.	29.4	34.2
Rebounding Margin	+9.4	+3.1
Turnovers Avg.	17.8	14.3
Opponent Turnover Avg.	13.9	15.8
Assists Avg.	13.5	13.8
Blocks Avg.	4.1	4.3
Steals Avg.	4.8	8.4

## WEEKLY MEDIA AVAILABILITY (JAN. 5-12)

SUNDAY Jan. 6	MONDAY Jan. 7	TUESDAY Jan. 8	WEDNESDAY Jan. 9	THURSDAY Jan. 10	FRIDAY Jan. 11	SATURDAY Jan. 12
No Availability	No Availability	Frank Martin Press Conf. 11 a.m., CLA	SEC Opener @ Miss. State L, 56-54	No Availability	No Availability	vs. Auburn 1:30 p.m. SEC Network

\* All practices are closed • please contact SID Emily Feeney-Molinary for all media requests

### A SOUTH CAROLINA WIN WOULD ...

- Break a two-game losing streak against Auburn
- Be head coach Frank Martin's first SEC victory
- Be the Gamecocks' eighth home win of the season

■ Carrera, the Nov. 12 SEC Freshman of the Week, did not play vs. Morgan State, Rider or Elon due to a concussion suffered in practice on Wednesday, Nov. 14. He returned to score 18 points vs. Missouri State, including the game-tying 3-pointer at the end of regulation to send the contest into overtime.

■ In two overtime games this season, Carolina has hit an impressive 22-of-24 (91.7%) attempts from the free throw line during OT.

### SCOUTING AUBURN

Auburn enters Saturday's contest with a 7-7 overall record, including a 1-0 mark in league games after a 68-63 home win vs. LSU on Wednesday. The Tigers have won five of their last seven games, including a 78-72 win over reigning ACC champion Florida State on Jan. 2. Senior guard Frankie Sullivan paces two in double figures with 17.2 points per game, which ranks third in the SEC in scoring. He also plays a team high 32.7 minutes per contest. Junior Allen Payne is averaging 14.0 points and 7.0 rebounds per contest over the course of the last three games. He scored a career high 15 points in the win vs. LSU. The Tigers are led by head coach Tony Barbee in his third season.

### AUBURN SERIES

Auburn leads the all-time series with the Gamecocks 19-14, including a 9-6 upperhand in games played in Columbia. The Tigers enter Saturday's contest having won two straight games in the series. Below is a breakdown of the last 10 games between the two schools:

### AUBURN (14-19)

H: 5-9; A: 7-8; N: 2-2

J. 15, 2003	H	60-67		L
J. 14, 2004	A	53-51 (OT)	W	
F. 12, 2005	H	71-74		L
M. 4, 2006	A	67-63	W	
J. 31, 2007	H	75-80		L
M. 3, 2008	A	69-63	W	
J. 10, 2009	H	68-56	W	
J. 9, 2010	A	80-71	W	
J. 29, 2011	H	64-79		L
J. 21, 2012	A	52-63		L

### BY THE NUMBERS

**6.0** - Over the course of the last six games, junior point guard Eric Smith is averaging a stellar 6.0 assists per game, just over four assists better than his career average. During the last six games, Smith has committed just 16 total turnovers (2.7 per game).

**20** - Junior guard Brian Richardson has reached double-digits in each of the last six games, capped by a career best performance of 20 points to lead South Carolina at Mississippi State. Over the course of the last six games, Richardson leads Carolina with 13.5 points per game, while he is averaging 3.8 rebounds, 2.0 assists and has hit 42.2 percent of his attempts from the field.

**6** - Freshman forward Laimonas Chatkevicius matched a season high with six rebounds in the contest at Mississippi State on Wednesday.

**0-17** - South Carolina's last two opponents (SC State, Mississippi State) were a combined 0-of-17 from 3-point range. The Gamecocks rank fifth in the SEC in opponent 3-point field goal percentage with a mark of 30.9 percent.

**28** - Mississippi State scored 28 points off of 24 South Carolina turnovers on Wednesday. Gamecock opponents average 18.1 points off of turnovers per contest.

**+9.4** - In the SEC, South Carolina trails only Missouri (+11.7), the nation's leader, in rebounding margin with a mark of +9.4. The Gamecocks have out-rebounded 13-of-14 opponents this season, with the only exception being Appalachian State.

### DURING THE RECENT FIVE-GAME WIN STREAK SOUTH CAROLINA ...

... Hit 47.1 percent from the floor ... Held opponents to just 24.4 percent from 3-point range ... Committed just 14.2 turnovers per contest ... Had five players averaging double-figure points ... Out-rebounded its opponents by 7.4 boards per game ... Averaged 14.8 offensive rebounds and 15.8 second change points per game ... Junior guard Eric Smith averaged 6.2 assists per game against just 2.8 turnovers per contest ... Junior guard Brenton Williams hit 55.9 percent (19-34) of his attempts from the floor, including 11-of-20 (55.0%) from 3-point range ... Eight different Gamecocks averaged at least 20 minutes per game.

### ELLINGTON WRAPS HIGHLY SUCCESSFUL FOOTBALL SEASON AT OUTBACK BOWL ON JAN. 1

Sophomore wide receiver Bruce Ellington had a stellar season on the football field in 2012. The Moncks Corner, S.C., native compiled 1,034 all purpose yards this season, including 600 receiving yards (team high) and 406 yards on kick returns. Ellington scored seven touchdowns, including the game-winning TD in the Jan. 1 Outback Bowl vs. Michigan. He was also instrumental in Carolina's win vs. Clemson in late November, when he logged a career high seven catches for two scores vs. the Tigers.

### UP NEXT FOR THE GAMECOCKS

South Carolina continues SEC play when it travels to LSU on Wednesday. The contest will be broadcast on ESPN3 with tip time set for 8 p.m. ET.

### COUSY AWARD CANDIDATES

Senior guard LaShay Page and junior guard Bruce Ellington were both named candidates for the 2013 Bob Cousy Award on Dec. 20. The annual honor, named for Hall of Famer and former Boston Celtic Bob Cousy, recognizes the top point guards in men's college basketball. There are over 80 candidates for the 2013 award, with the list narrowed down to 20 finalists in mid-January.



## ► ASSOCIATED PRESS TOP 25

Jan. 7, 2013

Rk.	Team	Record	Pts.
1	Duke (62)	14-0	1,622
2	Michigan (3)	15-0	1,553
3	Louisville	13-1	1,447
4	Arizona	14-0	1,442
5	Indiana	13-1	1,381
6	Kansas	12-1	1,322
7	Syracuse	14-1	1,211
8	Minnesota	14-1	1,121
9	Gonzaga	15-1	1,064
10	Missouri	11-2	1,006
11	Florida	10-2	922
12	Illinois	14-2	881
13	Creighton	14-1	789
14	Butler	12-2	761
15	Ohio State	11-3	710
16	San Diego State	12-2	591
17	Notre Dame	13-1	547
18	Kansas State	12-2	472
19	Georgetown	10-2	441
20	North Carolina State	12-2	438
21	Cincinnati	13-2	375
22	Michigan State	12-3	267
23	Wichita State	14-1	135
24	UNLV	13-2	113
25	New Mexico	13-2	102

**Others receiving votes:** Virginia Commonwealth 94, Wyoming 87, Oklahoma State 64, Marquette 41, UCLA 41, Maryland 29, Kentucky 27, Temple 13, Oregon 11, North Carolina 4, Pittsburgh 1

**Dropped from rankings:** Oklahoma State 22, Pittsburgh 24

## ► ESPN/USA TODAY TOP 25

Jan. 7, 2013

Rk.	Team	Record	Pts.
1	Duke (30)	14-0	774
2	Michigan (1)	15-0	744
3	Arizona	14-0	691
4	Louisville	13-1	677
5	Indiana	13-1	649
6	Kansas	12-1	640
7	Syracuse	14-1	585
8	Gonzaga	15-1	511
9	Florida	10-2	496
10	Minnesota	14-1	488
11	Creighton	14-1	469
12	Missouri	11-2	447
13	Illinois	14-2	366
14	Ohio State	11-3	355
15	San Diego State	12-2	314
16	Notre Dame	13-1	285
17	Butler	12-2	274
18	Michigan State	12-3	190
19	UNLV	13-2	170
20	Cincinnati	13-2	165
21	North Carolina State	12-2	153
22	Georgetown	10-2	138
23	Kansas State	12-2	131
24	Virginia Commonwealth	12-3	85
25	Wyoming	13-0	70

**Others receiving votes:** New Mexico 48, Wichita State 47, Kentucky 43, Oklahoma State 34, Maryland 10, Pittsburgh 7, North Carolina 5, UCLA 3, Marquette 3, Colorado State 2, Saint Mary's 2, Temple 1, Arizona State 1, Utah State 1, Virginia 1

**Dropped from rankings:** Oklahoma State 21, Pittsburgh 22, New Mexico 23



## SOUTHEASTERN CONFERENCE STANDINGS

As of Jan. 7, 2012

Team	Conference	Overall
Ole Miss	1-0	12-2
Missouri	1-0	12-2
Florida	1-0	11-2
Texas A&M	1-0	11-3
Kentucky	1-0	10-4
Auburn	1-0	7-7
Mississippi State	1-0	6-7
LSU	0-1	9-3
South Carolina	0-1	10-4
Arkansas	0-1	9-5
Tennessee	0-1	8-5
Alabama	0-1	8-6
Vanderbilt	0-1	6-7
Georgia	0-1	6-8

## COACHES TELECONFERENCE

The weekly SEC men's basketball coaches teleconference is scheduled for every Monday Jan. 4 - March 5.

The 12 Southeastern Conference men's head basketball coaches will be featured from 10:00 - 11:17 a.m. (CT).

Media representatives wishing to participate in the teleconference should contact the SEC Media Relations Department for further details. Each coach will appear on the teleconference for seven minutes, according to the following schedule:

## ORDER OF APPEARANCE

(All Times Eastern)

11:00 a.m.	Kevin Stallings, Vanderbilt
11:07 a.m.	Billy Donovan, Florida
11:14 a.m.	Frank Martin, South Carolina
11:21 a.m.	Mark Fox, Georgia
11:28 a.m.	Johnny Jones, LSU
11:35 a.m.	John Calipari, Kentucky
11:42 a.m.	Cuonzo Martin, Tennessee
11:49 a.m.	Mike Anderson, Arkansas
11:56 a.m.	Anthony Grant, Alabama
12:03 a.m.	Tony Barbee, Auburn
12:10 a.m.	Andy Kennedy, Ole Miss
12:17 a.m.	Rick Ray, Miss. State
12:24 a.m.	Frank Haith, Missouri
12:31 a.m.	Billy Kennedy, Texas A&M

In addition, the SEC men's basketball teams who make it to postseason will be on a teleconference on Monday, March 18 beginning at 11:00 a.m. ET.

All SEC basketball teleconferences can be listened to on the internet at [www.secsports.com](http://www.secsports.com) shortly after the conclusion of the teleconference

## SOUTH CAROLINA BENCH PRODUCTION

GAME	SC-OPP	DIFF.	SC HIGH BENCH SCORER
Milwaukee	28-16	+12	Williams, 14
Morgan State	18-13	+3	Richardson, 10
Rider	32-9	+23	Kacinas, 18
Elon	16-13	+3	Richardson, 7
vs. Missouri St.	37-13	+24	Carrera, 18
vs. UALR	30-13	+17	Kacinas, 13
at St. John's	37-29	+8	Williams, 10
Clemson	40-20	+21	Williams, 16
Jacksonville	46-41	+5	Richardson, 16
Appalachian State	25-23	+2	Williams, 11
vs. Manhattan	21-25	-4	Richardson, 12
Presbyterian	25-10	+15	Leonard, 15
SC State	25-10	+15	Williams, 14
at Miss State	11-22	-11	Chatkevicius, 4
Auburn			
at LSU			
Vanderbilt			
at Missouri			
Arkansas			
at Florida			
Georgia			
at Kentucky			
Tennessee			
LSU			
at Alabama			
Ole Miss			
at Georgia			
Missouri			
at Texas A&M			
Miss State			
at Vanderbilt			
SEC Tournament			
NCAA Tournament			

## SPECIALTY STATS

(PP) points in paint; (OT) points off turnovers; (2nd) second chance points; (FB) fast break points

(South Carolina-Opponent)

GAME	PP	OT	2ND	FB
Milwaukee	46-20	17-15	14-10	12-4
Morgan State	34-48	22-20	19-4	6-14
Rider	34-42	24-21	9-4	12-12
Elon	22-24	17-18	15-6	14-6
vs. Missouri St.	20-34	14-26	5-12	3-4
vs. UALR	38-26	22-14	19-9	10-2
at St. John's	34-30	6-10	23-14	2-11
Clemson	26-26	14-23	15-10	8-8
Jacksonville	36-36	6-20	11-8	14-14
Appalachian State	36-32	13-26	8-13	7-12
vs. Manhattan	26-20	20-12	22-10	2-6
Presbyterian	30-24	16-12	19-5	12-7
SC State	48-38	20-8	19-17	5-10
at Miss State	20-34	15-28	10-6	2-14
Auburn				
at LSU				
Vanderbilt				
at Missouri				
Arkansas				
at Florida				
Georgia				
at Kentucky				
Tennessee				
LSU				
at Alabama				
Ole Miss				
at Georgia				
Missouri				
at Texas A&M				
Miss State				
at Vanderbilt				
SEC Tournament				
NCAA Tournament				
SC Total	430	226	208	109
SC Average	32.1	16.1	14.9	7.8
Opp Total	434	253	128	110
Opp Average	31.0	18.1	9.1	8.9

## UNIVERSITY INFORMATION

Location..... Columbia, S.C.  
 Founded ..... 1801  
 Enrollment ..... 30,721  
 Nickname..... Gamecocks  
 Colors ..... Garnet (PMS 202) and Black  
 National Affiliation..... NCAA Division I  
 Conference ..... Southeastern (SEC)  
 Athletics Web Address..... www.GamecocksOnline.com  
 University Web Address ..... www.sc.edu  
 President ..... Dr. Harris Pastides  
 NCAA Representative..... Dr. Zach Kelehear  
 Athletics Director ..... Ray Tanner  
 Basketball Administrator/Chief Operating Officer ..... Kevin O'Connell

## BASKETBALL STAFF/INFORMATION

Head Coach..... Frank Martin  
 Alma Mater ..... Florida International, '93  
 Record At South Carolina/Seasons ..... First Season  
 Overall Record/Seasons..... 127-58 (.686), 6th season  
 Associate Head Coach ..... Brad Underwood (Kansas State, '86)  
 Assistant Coach/Recruiting Coordinator..... Matt Figger (Eastern Kentucky, '95)  
 Assistant Coach..... Lamont Evans (Kansas State, '09)  
 Director of Basketball Operations..... Andy Assaley (Cincinnati, '96)  
 Strength & Conditioning Coach ..... Scott Greenawalt (Muskingum College, '98)  
 Athletic Trainer..... Mark Rodger (Buffalo, '01)  
 Video Coordinator..... Dylan Lockwood (Cazenovia, '05)  
 Grad. Student Mgr./Student-Athlete Development... Doug Edwards (Florida State, '07)  
 Graduate Student Manager ..... Darren Kent (Kansas State, '09)  
 Home Arena..... Colonial Life Arena  
 Capacity..... 18,000  
 Arena General Manager ..... Lexi Boone  
 Press Row Phone Number ..... 803-777-6182

## BASKETBALL HISTORY

First Year of Basketball..... 1908  
 All-Time Record ..... 1,307-1,153-1 (.530)  
 Overall Postseason Record ..... 25-18  
 NCAA Tournament Appearances ..... 1971, 1972, 1973, 1974, 1989, 1997,  
 ..... 1998, 2004  
 NCAA Tournament Record ..... 4-9  
 Last NCAA Tournament Appearance ..... 2004, L vs. Memphis, 59-43  
 NIT Appearances ..... 1969, 1975, 1978, 1983, 1991, 1996,  
 ..... 2001, 2002, 2005, 2006, 2009  
 NIT Record ..... 21-9  
 Last NIT Appearance ..... 2009, L vs. Davidson, 70-63  
 Conference Championships .. 1970 ACC, 1997 SEC, 2009 SEC East Co-Champs  
 Conference Tournament Titles..... 1934 SoCon, 1971 ACC

## TEAM INFORMATION

2011-12 Record ..... 10-21  
 Southeastern Conference Record/Finish ..... 2-14/12th  
 Postseason..... None  
 Letterwinners Returning/Lost..... 9/3  
 Starters Returning/Lost..... 2/3\*  
 ..... \*based on final game starters from 2011-12 season  
 Newcomers..... 4  
 Roster Breakdown ..... 3 freshmen, 2 sophomores, 5 juniors, 3 seniors

## MEDIA RELATIONS

Asst. Media Relations Director/Men's Basketball Contact ..... Emily Feeney-Molinary  
 Feeney's email ..... efeeney@mailbox.sc.edu  
 Feeney's office phone ..... 803-777-7743  
 Website..... GamecocksOnline.com

## HEAD COACH FRANK MARTIN



### COACHING CAREER

#### KANSAS STATE (2007-12)

2007-08	21-12	NCAA, 2nd Round
2008-09	22-12	NIT, 2nd Round
2009-10	29-8	NCAA, Elite Eight
2010-11	23-11	NCAA, 3rd Round
2011-12	22-11	NCAA, 3rd Round
<b>5 years</b>	<b>117-54 (.684)</b>	<b>7-5 postseason record</b>



#### SOUTH CAROLINA (2012-PRESENT)

2012-13	10-4	-
<b>1 year</b>	<b>10-4</b>	
<b>Career Total</b>	<b>127-58 (.686)</b>	

### COACHING

#### EXPERIENCE

28th season

#### COLLEGE EXPERIENCE

13th season

#### COLLEGE HEAD COACH EXPERIENCE

6th season

#### HIRE DATE AT CAROLINA

March 27, 2012

### PERSONAL

#### HOMETOWN

Miami, Fla.

#### ALMA MATER

Florida International, 1993 (B.A. Physical Education)

#### FAMILY

Wife, Anya

Children, Brandon, Amalia and Christian

### COACHING RESUME

#### HIGH SCHOOL

Miami Senior High, 1985-93

Varsity Boys' Assistant Coach

Junior Varsity Boys' Head Coach

North Miami High, Head Coach, 1993-95

Miami Senior High, Head Coach, 1995-98

B.T. Washington High, Head Coach, 1999-2000

#### COLLEGE ASSISTANT COACH

Northeastern, 2000-04

Cincinnati, 2004-06

Kansas State, 2006-07

#### COLLEGE HEAD COACH

Kansas State, 2007-12

South Carolina, 2012-present

### HEAD COACH FRANK MARTIN

South Carolina head coach Frank Martin has enjoyed much success early in his head coaching career. Martin spent the past five season as the head coach at Kansas State, leading the Wildcats to the NCAA Tournament four times, including a trip to the Elite Eight during the 2009-10 campaign when the squad won a school-record 29 contests. Martin's Wildcats won at least 21 games in each of his five seasons at the helm, compiling a record of 117-54 (.684) under his direction. During that time, Kansas State posted a 50-32 (.609) record in Big 12 Conference games, finishing fifth or higher in each season, while finishing third or higher three times.

### 2013 SEC TOURNAMENT

The 2013 SEC Men's Basketball Tournament will be played March 13-17 at Bridgestone Arena in Nashville, Tenn. The men's basketball tournament has expanded to include all 14 teams and will be seeded 1-14. The tournament will begin on Wednesday, March 13 with matchups between the No. 11 and No. 14 seeds and the No. 12 and No. 13 seeds. The winners will advance to meet the sixth and fifth seeds, respectively, on Thursday. Also playing on Thursday will be the No. 8 and No. 9 seeds and the No. 7 and No. 10 seeds. The top four seeds in the tournament will receive byes until Friday's quarterfinal round.

### NON-CONFERENCE SCHEDULE

The 2012-13 non-conference slate features 10 home dates, including one exhibition, to be played at Colonial Life Arena, two trips to New York City and an international visit to Puerto Vallarta, Mexico, to highlight the lineup. In the non-conference portion of its schedule, the Gamecocks will take part in three events, including the Hoops for Hope Classic with games in Columbia and Puerto Vallarta, Mexico, the annual SEC/BIG EAST Challenge, as well as the Brooklyn Hoops Holiday Invitational. The latter two will see the Gamecocks travel to New York City.

### EXCEPTIONAL COACHING STAFF

The South Carolina men's basketball staff has nearly 100 years of coaching experience combined from the high school level, through the junior college ranks and at elite level programs in Division I basketball. Head coach Frank Martin is in his 13th season of coaching in college basketball, associate head coach Brad Underwood in his 27th, assistant coach Matt Figger in his 20th and Lamont Evans in his fifth.

## LAST TIME VS. AUBURN

### GAME 18 - SOUTH CAROLINA 52, AUBURN 63 AUBURN, ALA. - JAN.21, 2012

**AUBURN, Ala.** - The South Carolina men's basketball team suffered a 63-52 loss at Auburn on Saturday in SEC action. South Carolina falls to 8-10, 0-4 SEC, while Auburn improves to 12-7, 2-3 in conference play.

Freshman forward Anthony Gill and sophomore guard Bruce Ellington led the Gamecocks with nine points each, while sophomore forward Damontre Harris contributed six points, a team high seven rebounds and a career high six blocks.

The Gamecocks shot 40.8 percent overall in the game, hitting 20-of-49 attempts, while Auburn hit 44 percent (22-50) of its attempts. Junior guard Frankie Sullivan led the Tigers with a game high 22 points, while senior forward Kenny Gabriel added 16 and four blocks.

Turnovers plagued the Gamecocks in the contest, as the squad committed 23 against just 14 by Auburn. The Tigers scored 28 points off of turnovers in the contest.

South Carolina was down 6-2 early in the opening half, but battled back with just under 11 minutes remaining before halftime to take a 14-12 lead on a 3 by freshman guard Damien Leonard. The team's traded baskets through the middle part of the set, before the Gamecocks extended their lead to 26-21 on a layup by Ellington with 1:37 remaining.

Sullivan sank a 3 with 21 seconds remaining before half, but RJ Slawson answered for South Carolina on the opposite end, hitting a jumper as time expired to send Carolina into the locker room with a 28-24 advantage at the half.

Sullivan hit two free throws to open the second half, before South Carolina freshman forward Anthony Gill, who played just eight minutes in the first half due to foul trouble, followed with a layup to push the score to 30-26 South Carolina with 18:54 remaining.

Gabriel scored the next six Auburn points over the next four minutes, as the Tigers regained the lead at 32-30 with 15:42 on the clock. Auburn would never give up the lead the remainder of the half and the Tigers outscored the Gamecocks 39-24 in the set to close the 63-52 victory.

## GAME 18

Official Basketball Box Score -- Game Totals -- Final Statistics  
South Carolina vs Auburn  
01/21/12 12:30 p.m. at Auburn, Ala.



South Carolina 52 • 8-10, 0-4

#	Player	Total		3-Ptr		Rebounds			PF	TP	A	TO	Blk	Stl	Min
		FG	FGA	FG	FGA	FT	FTA	Off	Def	Total					
13	GILL, Anthony	f	4-9	0-1	1-1	1	2	3	3	9	0	3	0	0	21
15	COOKE, Malik	f	2-7	0-3	2-3	2	3	5	4	6	1	6	1	1	33
24	HARRIS, Damontre	f	3-5	0-0	0-0	3	4	7	1	6	0	5	6	2	37
02	RICHARDSON, Brian	g	0-1	0-1	2-2	0	1	1	1	2	0	1	0	0	17
23	ELLINGTON, Bruce	g	4-14	1-5	0-0	0	3	3	2	9	4	5	0	2	37
01	WILLIAMS, Brenton		2-4	2-3	0-0	1	0	1	2	6	0	0	0	1	9
05	SMITH, Eric		0-0	0-0	0-0	0	0	0	0	0	0	0	0	0	1
30	JACKSON, Lakeem		1-3	0-0	0-0	1	0	1	1	2	3	0	0	2	13
32	LEONARD, Damien		2-3	2-3	0-0	1	1	2	1	6	0	1	0	1	15
33	SLAWSON, RJ		2-3	1-2	0-0	0	0	0	0	5	0	2	0	1	14
45	GEATHERS, Carlton		0-0	0-0	1-2	0	1	1	0	1	0	0	0	0	3
Team						3	2	5							
Totals			20-49	6-18	6-8	12	17	29	15	52	8	23	7	10	200

FG % 1st Half: 10-23 43.5% 2nd half: 10-26 38.5% Game: 20-49 40.8% Deadball  
3FG % 1st Half: 3-6 50.0% 2nd half: 3-12 25.0% Game: 6-18 33.3% Rebounds  
FT % 1st Half: 5-6 83.3% 2nd half: 1-2 50.0% Game: 6-8 75.0% 3.1

Auburn 63 • 12-7, 2-3

#	Player	Total		3-Ptr		Rebounds			PF	TP	A	TO	Blk	Stl	Min
		FG	FGA	FG	FGA	FT	FTA	Off	Def	Total					
22	Gabriel, Kenny	f	7-15	1-3	1-4	2	5	7	2	16	1	0	4	0	32
41	Chubb, Rob	c	0-2	0-0	1-2	4	3	7	2	1	3	2	0	0	28
00	Langford, Josh	g	0-4	0-1	0-0	1	0	1	3	0	1	0	0	0	21
11	Wallace, Josh	g	1-2	0-0	2-2	0	0	0	1	4	3	1	0	1	22
23	Sullivan, Frankie	g	6-15	4-11	6-6	2	2	4	0	22	2	3	0	0	33
01	Ward, Varez		3-4	1-2	1-2	0	3	3	2	8	2	4	1	2	20
02	Payne, Allen		1-1	0-0	0-0	0	1	1	0	2	0	0	0	3	11
03	Denson, Chris		3-5	1-1	0-0	0	0	0	0	7	2	2	0	1	19
45	Forbes, Adrian		1-2	0-0	1-2	2	2	4	3	3	0	2	1	0	11
50	Kouassi, Willy		0-0	0-0	0-0	0	0	0	0	0	0	0	0	0	3
Team						1	0	1							
Totals			22-50	7-18	12-18	12	16	28	13	63	14	14	6	7	200

FG % 1st Half: 9-21 42.9% 2nd half: 13-29 44.8% Game: 22-50 44.0% Deadball  
3FG % 1st Half: 5-10 50.0% 2nd half: 2-8 25.0% Game: 7-18 38.9% Rebounds  
FT % 1st Half: 1-4 25.0% 2nd half: 11-14 78.6% Game: 12-18 66.7% 4

Officials: Ted Valentine, Bruce Benedict, Tracy Woodson  
Technical fouls: South Carolina-None. Auburn-None.  
Attendance: 8329  
\*AU's Frankie Sullivan ties his season-hi with 22 pts.

Score by periods		1st	2nd	Total
South Carolina		28	24	52
Auburn		24	39	63

Points	In	Off	2nd	Fast	Bench
Paint	Paint	T/O	Chance	Break	
SC	20	19	14	2	20
AU	24	28	13	10	20

Last FG - SC 2nd-00:33, AU 2nd-04:38. Score tied - 4 times.  
Largest lead - SC by 6 1st-06:08, AU by 17 2nd-04:28. Lead changed - 6 times.

## CHATKEVICIUS MISSED FIRST SIX GAMES

South Carolina head men's basketball coach Frank Martin announced on Nov. 11 that freshman forward Laimonas Chatkevicius would miss the first six games of the 2012-13 season. The NCAA determined that Chatkevicius received impermissible benefits from his host family prior to enrolling at the University of South Carolina, and as a result he will be withheld from the first six games. He was able to return to game action vs. St. John's.

## MARTIN CONFIRMS SIGNING OF RINGER, MCKIE AND THORNWELL

**Martin on Desmond Ringer (F/C – 6-9 – 260 – McDonough, Ga. – Eagle's Landing)**

"Desmond Ringer gives us size, strength, athleticism and skill on the front line. He comes from a very successful high school program, and we're excited to have him be part of our family. He is a guy that understands how to play, and he has great size and real good hands. Desmond is someone that we feel will become a big-time presence on the front line for many years to come."

**Martin on Justin McKie (G – 6-4 – 180 – Columbia, S.C. - Irmo)**

"With his name alone, it should give people an understanding of the kind of bloodlines that he has. Justin loves to win, and he is coached by Tim Whipple, one of the great coaches in the country, not just in high school basketball or in this state. In my seven months here, Justin has improved as much as any player that I have watched. We really like his toughness, his ability to play defense in a system that is similar to ours and his length and size on the perimeter. He is someone that, as we move forward, we think he is definitely a great part of building a championship program."

**Martin on Sindarius Thornwell (G – 6-5 – 180 – Lancaster, S.C. – Oak Hill Academy)**

"Sindarius Thornwell is an extremely talented guard, and he is a winner. In today's day and age, you have players that are highly ranked across the country that have a sense of entitlement, and he does not. He remains very humble and very loyal to his state. With his choice to play at South Carolina, it shows the kind of love that he, along with the other guys, have for this University. For he and Justin, representing their state was something very important to them. Sindarius has a chance to be a special player in our program. He is another big guard, who can play the point guard position, as well as the two and three. He is the consummate winner; he defends, he rebounds and he is a great decision maker with the basketball."

## ROSTER BREAKDOWN

### RETURNING STARTERS (2)

Bruce Ellington  
Damien Leonard  
*\*based on final game of 2011-12 season*

### RETURNING LETTERWINNERS (9)

Bruce Ellington  
Carlton Geathers  
Lakeem Jackson  
Damien Leonard  
Shane Phillips  
Brian Richardson  
RJ Slawson  
Eric Smith  
Brenton Williams

### GUARDS (8)

Austin Constable  
Bruce Ellington  
Damien Leonard  
LaShay Page  
Shane Phillips  
Brian Richardson  
Eric Smith  
Brenton Williams

### FORWARDS (7)

Michael Carrera  
Laimonas Chatkevicius  
Carlton Geathers  
Lakeem Jackson  
Mindaugas Kacinas  
RJ Slawson  
Brian Steele

### BY HEIGHT

Laimonas Chatkevicius - 6'11"  
Carlton Geathers - 6'10"  
RJ Slawson - 6'8"  
Mindaugas Kacinas - 6'7"  
Lakeem Jackson - 6'5"  
Michael Carrera - 6'5"  
Brian Steele - 6'5"  
Brian Richardson - 6'4"  
Damien Leonard - 6'4"  
LaShay Page - 6'2"  
Austin Constable - 6'0"  
Brenton Williams - 5'11"  
Eric Smith - 5'11"  
Shane Phillips - 5'10"  
Bruce Ellington - 5'9"

### PRONUNCIATION

Lie-MOAN-us Shh-CAVE-VEE-us  
Min-DAWG-us Kye-CHIN-iss

## 2012-13 SOUTH CAROLINA ROSTER

### ALPHABETICAL

No.	Name	Pos.	Ht.	Wt.	Cl.	Exp.	Hometown/High/Last School
24	Michael Carrera	F	6-5	212	FR	HS	Anzoátegui, Venezuela/Montrose Christian School
14	Laimonas Chatkevicius	F	6-11	255	FR	HS	Klaipeda, Lithuania/South Kent School
12	Austin Constable*	F	6-0	175	FR	HS	West Chester, Pa./Henderson
23	Bruce Ellington	G	5-9	197	JR	2VL	Moncks Corner, S.C./Berkeley
45	Carlton Geathers	F	6-10	255	RS SO	1VL	Georgetown, S.C./Carvers Bay
30	Lakeem Jackson	F	6-5	235	SR	3VL	Charlotte, N.C./Christ School
25	Mindaugas Kacinas	F	6-7	210	FR	HS	Klaipeda, Lithuania/Word of Life Fire Traditional School
32	Damien Leonard	G	6-4	190	SO	1VL	Greenville, S.C./J.L. Mann
0	LaShay Page	G	6-2	195	SR	2VL	Dillon, S.C./Dillon/Southern Mississippi
55	Shane Phillips*	G	5-10	170	SR	1L	Pittsburgh, Pa./Wheeling (W.Va.) Central
2	Brian Richardson	G	6-4	175	JR	2VL	Wilson, N.C./Greenfield School
33	RJ Slawson	F	6-8	220	JR	2VL	Charleston, S.C./Fort Dorchester
5	Eric Smith	G	5-11	205	JR	2VL	Mullins, S.C./Christ School
35	Brian Steele*	F	6-5	196	FR	HS	Greenville, S.C./Wade Hampton School
1	Brenton Williams	G	5-11	175	JR	1VL	Kissimmee, Fla./Osceola High School/Santa Fe College

### NUMERICAL

No.	Name	Pos.	Ht.	Wt.	Cl.	Exp.	Hometown/High/Last School
0	LaShay Page	G	6-2	195	SR	2VL	Dillon, S.C./Dillon/Southern Mississippi
1	Brenton Williams	G	5-11	175	JR	1VL	Kissimmee, Fla./Osceola High School/Santa Fe College
2	Brian Richardson	G	6-4	175	JR	2VL	Wilson, N.C./Greenfield School
5	Eric Smith	G	5-11	205	JR	2VL	Mullins, S.C./Christ School
12	Austin Constable*	F	6-0	175	FR	HS	West Chester, Pa./Henderson
14	Laimonas Chatkevicius	F	6-11	255	FR	HS	Klaipeda, Lithuania/South Kent School
23	Bruce Ellington	G	5-9	197	JR	2VL	Moncks Corner, S.C./Berkeley
24	Michael Carrera	F	6-5	212	FR	HS	Anzoátegui, Venezuela/Montrose Christian School
25	Mindaugas Kacinas	F	6-7	210	FR	HS	Klaipeda, Lithuania/Word of Life Fire Traditional School
30	Lakeem Jackson	F	6-5	235	SR	3VL	Charlotte, N.C./Christ School
32	Damien Leonard	G	6-4	190	SO	1VL	Greenville, S.C./J.L. Mann
33	RJ Slawson	F	6-8	220	JR	2VL	Charleston, S.C./Fort Dorchester
35	Brian Steele*	F	6-5	196	FR	HS	Greenville, S.C./Wade Hampton School
45	Carlton Geathers	F	6-10	255	RS SO	1VL	Georgetown, S.C./Carvers Bay
55	Shane Phillips*	G	5-10	170	SR	1L	Pittsburgh, Pa./Wheeling (W.Va.) Central

**Head Coach:** Frank Martin (Florida International, '93)

**Associate Head Coach:** Brad Underwood (Kansas State, '86)

**Assistant Coach/Recruiting Coordinator:** Matt Figger (Eastern Kentucky, '95)

**Assistant Coach:** Lamont Evans (Kansas State, '09)

**Director of Basketball Operations:** Andy Assaley (Cincinnati, '96)

**Strength & Conditioning Coach:** Scott Greenawalt (Muskingum College, '98)

**Athletic Trainer:** Mark Rodger (Buffalo, '01)

**Video Coordinator:** Dylan Lockwood (Cazenovia, '05)


**Graduate Student Manager/Student-Athlete Development:** Doug Edwards (Florida State, '07)

**Graduate Student Manager:** Darren Kent (Kansas State, '09)

*\* indicates walk-on*



## RADIO/TV SPOT CHART



**#0**

**LASHAY PAGE**


Sr. - G - 6-2 - 195  
Dillon, S.C.  
Southern Miss.



**#1**

**BRENTON WILLIAMS**

Jr. - G - 5-11 - 175  
Kissimmee, Fla.  
Santa Fe College



**#2**

**BRIAN RICHARDSON**


Jr. - G - 6-4 - 175  
Wilson, N.C.  
Greenfield School



**#5**

**ERIC SMITH**


Jr. - G - 5-11 - 205  
Mullins, S.C.  
Christ School



**#12**

**AUSTIN CONSTABLE**


Fr. - G - 6-0 - 175  
West Chester, Pa.  
Henderson



**#14**

**LAIMONAS CHATKEVICIUS**

Fr. - F - 6-11 - 255  
Klaipeda, Lithuania  
South Kent (Conn.)  
School



**#23**

**BRUCE ELLINGTON**


Jr. - G - 5-9 - 197  
Moncks Corner, S.C.  
Berkeley



**#24**

**MICHAEL CARRERA**

Fr. - F - 6-5 - 212  
Anzoátegui, Venezuela  
Montrose Christian



**#25**

**MINDAUGAS KACINAS**


Fr. - F - 6-7 - 210  
Klaipeda, Lithuania  
Word of Life Fire  
Traditional School



**#30**

**LAKEEM JACKSON**


Sr. - F - 6-5 - 235  
Charlotte, N.C.  
Christ School



**#32**

**DAMIEN LEONARD**

So. - G - 6-4 - 190  
Greenville, S.C.  
J.L. Mann



**#33**

**RJ SLAWSON**

Jr. - F - 6-8 - 220  
Charleston, S.C.  
Fort Dorchester



**#35**

**BRIAN STEELE**

Fr. - F - 6-5 - 196  
Greenville, S.C.  
Wade Hampton School



**#45**

**CARLTON GEATHERS**

R-So. - F - 6-10 - 255  
Georgetown, S.C.  
Carvers Bay



**#55**

**SHANE PHILLIPS**

Sr. - G - 5-10 - 170  
Pittsburgh, Pa.  
Wheeling Central (W.Va.)



**FRANK MARTIN**  
Head Coach



**BRAD UNDERWOOD**  
Associate Head Coach



**MATT FIGGER**  
Assistant Coach/  
Recruiting Coordinator



**LAMONT EVANS**  
Assistant Coach



**ANDY ASSALEY**  
Director of Basketball  
Operations



**SCOTT GREENAWALT**  
Strength & Conditioning  
Coach



**MARK RODGER**  
Athletic Trainer



**DOUG EDWARDS**  
Grad. Student Manager/  
Student-Athlete  
Development



**DARREN KENT**  
Grad. Student Manager



**DYLAN LOCKWOOD**  
Video Coordinator



**EMILY FEENEY-MOLINARY**  
Media Relations



## GAMECOCKS RECORD WHEN ...

At home	7-2
On the road	0-2
At neutral sites	3-0
In overtime	2-0
vs. Top 25 team	0-0
vs. Top 10 team	0-0
vs. Top 3 team	0-0
Leading at half	8-0
Trailing at half	2-3
Tied at half	0-1
Shooting 50% or better	5-0
Shooting between 39-49%	5-2
Shooting less than 39%	0-2
Opp. shooting 50% or better	2-1
Opp. shooting between 39-49%	5-2
Opp. shooting less than 39%	3-1
Shooting better than opp.	9-1
Shooting worse then/equal to opp.	1-3
Starters out-score opp. starters	5-1
Opp. starters score/equal more	5-3
Bench out-scores opp. bench	9-3
Opp. bench scores/equals more	1-1
Having more FTs than opp.	5-1
Having equal/less FTs than opp.	5-3
Have more TOs than opp.	6-4
Having equal/less TOs than opp.	4-0
Having more rebounds than opp.	9-4
Having equal/less rebounds than opp.	1-0
Making 6 or more 3FGs	7-2
Having 15 or more assists	5-0
Having less than 15 assists	5-4
Score more points in paint than opp.	6-1
Scoring equal/less points in paint than opp.	4-3
Scoring more points off TOs than opp.	7-0
Scoring equal/less points off TOs than opp.	3-4
Scoring more 2nd-chance points than opp.	8-4
Scoring equal/less 2nd-chance points than opp.	2-0
Scoring more fast break points than opp.	3-1
Scoring equal/less fast break points than opp.	7-3
Wearing White uniforms	4-2
Wearing Garnet uniforms	0-1
Wearing Black uniforms	2-0
Wearing Gray Uniforms	4-1
Playing on live TV	7-3
Playing in November	5-2
Playing in December	4-1
Playing in January	1-1
Playing in February	0-0
Playing in March	0-0
Playing a day-game	3-1
Playing a night-game	7-3
Playing on Sunday	2-1
Playing on a Monday	1-0
Playing on a Tuesday	0-0
Playing on a Wednesday	1-2
Playing on a Thursday	0-1
Playing on a Friday	3-0
Playing on a Saturday	3-0
Scoring margin is 5 points or less	1-1
Margin is between 6-10	3-1
Margin is between 11-20	6-1
Margin is more than 20	0-1
Scoring 59 points or less	0-3
Scoring 60-69 points	1-1
Scoring 70-79 points	4-0
Scoring 80-89 points	4-0
Scoring 90-99 points	1-0
Scoring 100+ points	0-0

### MISCELLANEOUS

Current streak	L1
Home court streak	W4
Away streak	L2
Neutral court streak	W3

## 2012-13 SUPERLATIVES

(tied for team lead also included)

Scoring Leaders	'12-13	Career
LaShay Page	3	3*
Brenton Williams	4	5
Lakeem Jackson	3	5
Michael Carrera	2	2
Brian Richardson	2	4

Rebounding Leaders	'12-13	Career
Michael Carrera	4	4
Lakeem Jackson	6	22
LaShay Page	1	1*
Mindaugas Kacinas	2	2
Laimonas Chatkevicius	1	1
Damien Leonard	1	1
Brian Richardson	1	1

Assists Leaders	'12-13	Career
Eric Smith	11	17
Lakeem Jackson	3	26
Brian Richardson	3	4

Blocks Leaders	'12-13	Career
Michael Carrera	3	3
RJ Slawson	3	8
Damien Leonard	1	1
Brenton Williams	2	2
Brian Richardson	2	2
Lakeem Jackson	5	8
Mindaugas Kacinas	6	6
LaShay Page	1	1*

Steals Leaders	'12-13	Career
Lakeem Jackson	5	22
Eric Smith	6	7
Brenton Williams	6	9
Brian Richardson	3	10
Mindaugas Kacinas	1	1
LaShay Page	1	1*
Michael Carrera	1	1
Damien Leonard	1	4
RJ Slawson	3	8
Bruce Ellington	3	17

Double-Figure Scoring	'12-13	Career
Michael Carrera	5	5
Lakeem Jackson	7	25
LaShay Page	5	5*
Brenton Williams	10	16
RJ Slawson	1	4
Eric Smith	2	4
Brian Richardson	7	17
Mindaugas Kacinas	5	5
Bruce Ellington	3	31
Damien Leonard	2	10

20+ points	'12-13	Career
LaShay Page	2	2*
Brenton Williams	1	1
Brian Richardson	1	1

30+ points	'12-13	Career
-		

Double-Figure Rebounding	'12-13	Career
Michael Carrera	2	2
Mindaugas Kacinas	3	3
Lakeem Jackson	3	9

5+ assists	'12-13	Career
Eric Smith	7	8
Lakeem Jackson	2	8

3+ steals	'12-13	Career
Eric Smith	1	1

2+ blocks	'12-13	Career
Michael Carrera	2	2
Lakeem Jackson	3	7
Mindaugas Kacinas	4	4
Brian Richardson	1	1
RJ Slawson	1	4

Double-Doubles	'12-13	Career
Michael Carrera	2	2
Lakeem Jackson	2	3
Mindaugas Kacinas	1	1

Clutch Free Throws (under 5 min/OT)		
Brenton Williams	13-16	.813
Michael Carrera	6-8	.750
Eric Smith	9-12	.750
Lakeem Jackson	0-5	.000
RJ Slawson	1-5	.200
Damien Leonard	4-6	.667
LaShay Page	14-15	.933
Bruce Ellington	4-5	.800
Laimonas Chatkevicius	1-4	.250
Brian Steele	2-2	1.000
Brian Richardson	7-8	.875
Mindaugas Kacinas	11-14	.786
Totals	72-100	.720

\* indicates at South Carolina

### Miscellaneous

Largest Halftime Lead	
SC	27, vs. Jacksonville, Dec. 7, 2012
Opp	15, Milwaukee, Nov. 11, 2012
Smallest Halftime Lead	
SC	2, vs. Appalachian State, Dec. 19, 2012
Opp	1, Clemson, Dec. 2, 2012
Fewest Points In First Half	
SC	23, twice, last vs. Elon, Nov. 21, 2012
Opp	22, UALR, Nov. 25, 2012
Most Points In First Half	
SC	57, vs. Jacksonville, Dec. 7, 2012
Opp	41, Morgan State, Nov. 16, 2012
Most Points In Second Half	
SC	44, vs. Rider, Nov. 19, 2012
Opp	51, St. John's, Nov. 29, 2012
Fewest Points In Second Half	
SC	27, vs. Manhattan, Dec. 22, 2012
Opp	25, Missouri State, Nov. 24, 2012
Most Points in Overtime	
SC	16, twice, last vs. Mizz. State, Nov. 24, 2012
Opp	9, twice, last Missouri State, Nov. 24, 2012
Largest Margin of Victory	
SC	17, vs. Jacksonville, Dec. 7, 2012
Opp	24, St. John's, Nov. 29, 2012
Smallest Margin of Victory	
SC	5, vs. Appalachian State, Dec. 19, 2012
Opp	2, at Mississippi State, Jan. 9, 2013

2012-13 GAME BY GAME COMPARISON

	Date	Result	FG-A	Pct	3FG-A	Pct	FT-A	Pct	O-D-Total	PF	Pts	A	TO	Blk	Stl	Min	Half
Milwaukee & South Carolina	Nov. 11	W, 82-75 (OT)	26-67	.388	14-33	.424	9-19	.474	15-18-33	24	75	17	15	3	7	225	38
Morgan State South Carolina	Nov. 16	W, 87-71	28-63	.444	0-11	.000	26-31	.839	17-28-45	16	82	11	17	7	5	225	23
Rider & South Carolina	Nov. 19	W, 88-76	28-53	.528	2-13	.154	13-20	.650	6-16-22	20	71	13	20	4	11	200	41
Elon South Carolina	Nov. 21	L, 65-53	30-57	.526	6-16	.375	21-26	.808	13-22-35	20	87	10	20	2	5	200	45
Missouri State ^ South Carolina	Nov. 24	W, 74-67 (OT)	27-53	.509	6-14	.429	16-21	.762	8-15-23	13	76	13	17	2	9	200	37
UALR ^ South Carolina	Nov. 25	W, 74-62	32-60	.533	13-27	.481	11-14	.786	11-22-33	20	88	22	18	2	5	200	44
St. John's % South Carolina	Nov. 29	L, 89-65	26-57	.456	8-15	.533	5-11	.455	9-21-30	19	65	13	14	6	12	200	31
Clemson South Carolina	Dec. 2	L, 64-55	18-56	.321	6-19	.316	11-17	.647	18-25-43	16	53	10	22	5	7	200	23
Jacksonville South Carolina	Dec. 7	W, 91-74	23-59	.390	5-19	.263	16-28	.571	12-17-29	24	67	7	13	0	10	225	33
Appalachian State South Carolina	Dec. 19	W, 74-69	22-39	.564	8-18	.444	22-28	.786	4-29-33	24	74	13	25	5	2	225	28
Manhattan # South Carolina	Dec. 22	W, 63-57	23-57	.404	5-16	.313	11-23	.478	15-10-25	18	62	14	12	3	11	200	22
Presbyterian South Carolina	Dec. 29	W, 76-60	28-50	.560	6-16	.375	12-17	.706	15-25-40	20	74	14	21	5	9	200	39
SC State South Carolina	Jan. 5	W, 80-69	33-58	.569	7-14	.500	16-24	.667	11-20-31	18	89	19	7	9	8	200	38
Mississippi State South Carolina	Jan. 9	L, 56-54	24-65	.369	5-23	.217	12-21	.571	24-19-43	17	65	10	12	1	2	200	26
			17-39	.436	3-11	.273	27-37	.730	722-29	25	64	8	13	8	10	200	28
			18-52	.346	4-15	.267	15-22	.682	17-19-36	28	55	10	19	4	3	200	27
			26-68	.382	3-20	.150	19-28	.679	13-18-31	22	74	11	7	8	7	200	30
			31-56	.554	10-16	.525	19-29	.655	10-32-42	25	91	20	17	6	3	200	57
			23-63	.365	4-14	.286	19-22	.864	17-23-40	24	69	12	17	4	6	200	35
			28-61	.459	5-15	.333	13-19	.684	13-24-37	21	74	18	17	8	4	200	37
			18-45	.400	8-24	.333	13-24	.542	10-13-23	21	57	16	13	4	13	200	30
			20-49	.408	6-20	.300	17-25	.680	19-23-42	19	63	10	19	1	6	200	36
			23-49	.469	4-13	.308	10-13	.769	7-18-25	18	60	10	15	4	5	200	24
			27-56	.482	7-16	.438	15-24	.625	15-19-34	14	76	15	9	4	5	200	40
			26-61	.426	0-7	0.0	17-22	.773	15-26-41	21	69	13	15	4	3	200	29
			32-71	.451	4-16	.250	12-21	.571	17-25-42	18	80	16	9	3	4	200	37
			19-49	.388	0-10	.000	18-25	.720	9-20-29	15	56	8	17	8	14	200	26
			20-51	.392	8-21	.381	6-11	.545	13-25-38	20	54	10	24	5	7	200	26

\* indicates SEC contest | &-Hoops For Hope Classic (Columbia, S.C.) | ^-Hoops For Hope Classic (Puerto Vallarta, Mexico) | %-SEC/BIG EAST Challenge | #-Brooklyn Hoops Holiday Invitational (Brooklyn, N.Y.)

2012-13 RESULTS: OVERALL, 10-4; HOME, 7-2; AWAY, 0-2; NEUTRAL, 3-0; SEC, 0-1

DATE	OPPONENT	W / L	SCORE	RECORD (SEC)	POINTS	REBOUNDS	ASSISTS	BLOCKS	STEALS	ATTENDANCE
Nov. 11	Milwaukee &	W	82-75 (OT)	1-0	Page (19)	Carrera (15)	Smith (4)	Carrera (3)	5 with 1	7335 (paid)
Nov. 16	Morgan State	W	87-71	2-0	Page (20)	Jackson (8)	Jackson (4)	Slawson/Lenard (1)	Page (2)	8019 (paid)
Nov. 19	Rider &	W	88-76	3-0	Williams (22)	Jackson (7)	Richardson (6)	Williams/Richardson (1)	Jackson (2)	7157 (paid)
Nov. 21	Elon	L	65-53	3-1	Jackson (14)	Jackson (10)	Richardson (4)	Jackson (2)	Jackson (2)	6754 (paid)
Nov. 24	vs. Missouri State ^	W	74-64 (OT)	4-1	Page (22)	Page (6)	Smith (6)	Kacinas (2)	Carrera/Leonard (1)	303
Nov. 25	vs. UALR ^	W	74-62	5-1	Williams (17)	Jackson (15)	Smith/Jackson (5)	Jackson/Kacinas (2)	Smith (3)	276
Nov. 29	at St. John's %	L	89-65	5-2	Carrera (11)	Carrera (11)	Smith/Richardson (2)	Page (1)	Slawson/Williams (1)	4,902
Dec. 2	Clemson	L	64-55	5-3	Williams (16)	Jackson/Carrera (6)	Smith (3)	4 with 1	3 with 1	10,684 (paid)
Dec. 7	Jacksonville	W	91-74	6-3	Carrera (17)	Carrera (9)	Smith (7)	Carrera/Kacinas (2)	3 with 1	6,980 (paid)
Dec. 19	Appalachian State	W	74-69	7-3	Jackson (16)	Kacinas (12)	Smith (9)	Kacinas (3)	4 with 1	8,118 (paid)
Dec. 22	vs. Manhattan #	W	63-57	8-3	Williams (17)	Jackson (11)	Smith/Jackson (3)	Williams (1)	Williams/Slawson (2)	-
Dec. 29	Presbyterian	W	76-60	9-3	Richardson (16)	Chatkevicius/Leonard (6)	Smith (5)	Slawson (3)	Williams (2)	7,344 (paid)
Jan. 5	SC State	W	80-69	10-3	Jackson (16)	Kacinas (10)	Smith (7)	3 with 1	Williams (2)	7,394 (paid)
Jan. 9	at Miss. State	L	56-54	10-4	Richardson (20)	Richardson (8)	Smith (5)	Jackson (4)	3 with 2	4,054

\* indicates SEC contest | &-Hoops For Hope Classic (Columbia, S.C.) | ^-Hoops For Hope Classic (Puerto Vallarta, Mexico) | %-SEC/BIG EAST Challenge | #-Brooklyn Hoops Holiday Invitational (Brooklyn, N.Y.)

2012-13 STARTING LINEUP WIN-LOSS						
Guard	Guard	Forward	Forward	Forward	2012-13	Games
Page	Smith	Slawson	Jackson	Carrera	2-2	4
Guard	Guard	Guard	Forward	Forward	2012-13	Games
Page	Smith	Williams	Jackson	Slawson	2-1	3
Guard	Guard	Forward	Forward	Forward	2012-13	Games
Page	Smith	Kacinas	Jackson	Slawson	2-0	2
Guard	Guard	Forward	Forward	Forward	2012-13	Games
Williams	Smith	Slawson	Jackson	Carrera	1-0	1
Guard	Guard	Forward	Forward	Forward	2012-13	Games
Williams	Smith	Kacinas	Jackson	Carrera	1-0	1
Guard	Guard	Guard	Forward	Forward	2012-13	Games
Williams	Smith	Richardson	Jackson	Kacinas	1-0	1
Guard	Guard	Guard	Forward	Forward	2012-13	Games
Leonard	Smith	Richardson	Jackson	Kacinas	1-0	1
Guard	Guard	Guard	Forward	Forward	2012-13	Games
Ellington	Smith	Richardson	Jackson	Kacinas	0-1	1



## GAME 1 - SOUTH CAROLINA 82, MILWAUKEE 75 (OT) NOV. 11, 2012/COLONIAL LIFE ARENA

**COLUMBIA, S.C.** -- Brenton Williams scored 12 of his 14 points in overtime as South Carolina (1-0) overcame a 17-point deficit in the second half to defeat Wisconsin-Milwaukee 82-75 Sunday in Frank Martin's debut as Gamecocks coach.

They trailed 40-23 early in the second half. But Carolina ended the period on a 26-12 run and tied things on two foul shots by freshman Mindaugas Kacinas to force the extra period.

Freshman forward Michael Carrera was stellar in the contest, posting a double-double with 17 points and 15 rebounds. It marked the first double-double by a Gamecock freshman since the 2008 campaign. Kacinas also pulled down double-digit rebounds with 13, while adding eight points.

Senior transfer LaShay Page paced Carolina with 19 points, including 17 in the second half. Williams posted 14 points, including a perfect 8-of-8 performance from the free throw line in overtime.

Jordan Aaron had 28 points to lead the Panthers (1-1).

The teams traded baskets early in the first half before Kacinas assisted Williams on a layup underneath to give Carolina a 14-11 upperhand at the 12:38 mark.

The Panthers responded with an 8-0 run through the under-eight minute media timeout, before a lay-up from Carrera at the 6:21 mark halted the scoring drought for Carolina.

The difference in the first half was eight made 3's from the Panthers, while the Gamecocks were 0-of-8 from beyond the arc. Carrera ended the half with a near double-double, scoring nine points and pulling down nine rebounds, but UWM held a 38-23 upperhand at the break.

Carolina started the second half on a 9-2 run, propelled by a lay-up and two jumpers from Page, which forced an early timeout from Milwaukee.

After the break, stellar play from the Gamecocks brought the score within four at 40-36. Carrera hit a pair of free throws before Kacinas blocked a shot at the opposite end and assisted on Page's fifth made basket of the second half at the 14:32 mark.

Milwaukee extended its lead to 50-36 with 11:53 remaining, but the Gamecocks continued to battle.

The Gamecocks had cut Wisconsin-Milwaukee's lead to 63-58 with 4:32 to go when Thierno Niang hit the team's 13th 3-pointer to give them an eight-point cushion with under 4 minutes to go.

Kacinas began the final charge in regulation with an inside bucket, Carrera had a putback, and Eric Smith drove in for a layup to make it 66-64 with 1:18 to go.

After Niang missed a 3-point try, Kacinas found himself with the ball outside the 3-point line and time running down. He got fouled by Kyle Kelm on the long-range attempt and made 2-of-3 free throws to tie the game.

Carrera got things going in overtime with two foul shots as South Carolina moved in front for the first time since early in the opening half. Kacinas followed with two more foul shots before Williams took over.

Williams scored 12 of Carolina's 16 points in overtime.

*\*\*the Associated Press contributed to this report*

## GAME 1

**Official Basketball Box Score -- Game Totals -- Final Statistics**  
**UW-Milwaukee vs South Carolina**  
**11/11/12 3 p.m. at Columbia, S.C. (Colonial Life Arena)**



### UW-Milwaukee 75 • 1-1

#	Player	Total		3-Ptr		Rebounds		PF	TP	A	T	Bk	Stl	Min
		FG	FGA	FG	FGA	FT	FTA							
15	HARRIS, Demetrius	f	3-7	0-0	0-4	2	0	2	3	6	0	1	0	2
42	HAARMSMA, James	f	5-9	2-2	2-2	5	5	10	4	14	0	4	0	24
45	WOLF, Christian	f	0-1	0-0	2-2	0	1	1	3	2	1	1	0	10
01	AARON, Jordan	g	9-24	7-14	3-4	2	2	4	5	28	6	3	0	44
10	NIANG, Thierno	g	3-11	2-7	1-4	1	1	2	2	9	2	2	0	43
03	KELM, Kyle	g	2-3	1-0	0-0	1	1	2	3	5	3	1	2	34
22	RICHARD, Evan	g	0-1	0-0	0-0	0	0	0	1	0	0	1	0	3
23	PANOSKE, J.J.	g	0-1	0-1	0-0	0	0	0	0	0	0	1	0	1
34	ARIANS, Austin	g	3-7	2-6	0-0	0	1	1	1	8	1	0	0	15
44	HAGGERTY, Ryan	g	1-3	0-1	1-3	1	3	4	2	3	4	1	1	33
Team														
Totals		26-67		14-33		9-19		15		18		33		24
FG % 1st Half:		13-29		44.8%		2nd half:		11-28		39.3%		OT:		2-10
3FG % 1st Half:		8-14		57.1%		2nd half:		5-13		38.5%		OT:		1-6
FT % 1st Half:		4-10		40.0%		2nd half:		1-5		20.0%		OT:		4-4
Game:		26-67		38.8%		Deadball		Rebounds		Game:		14-33		42.4%
Game:		9-19		47.4%		4.1								

### South Carolina 82 • 1-0

#	Player	Total		3-Ptr		Rebounds		PF	TP	A	T	Bk	Stl	Min
		FG	FGA	FG	FGA	FT	FTA							
24	CARRERA, Michael	f	6-12	0-0	0-5	7	8	15	4	17	0	2	3	29
33	SLAWSON, Lakeem	f	6-10	0-0	0-1	1	5	6	1	12	0	2	1	40
33	SLAWSON, RJ	f	0-1	0-0	0-0	2	2	1	0	0	0	0	0	14
00	PAGE, LaShay	g	7-18	0-6	5-7	0	1	0	19	2	1	0	0	35
05	SMITH, Eric	g	2-9	0-1	2-2	0	1	1	6	4	4	1	1	38
01	WILLIAMS, Brenton	g	3-6	0-2	8-8	0	1	1	3	14	0	4	0	13
02	RICHARDSON, Brian	g	3-3	0-0	0-0	0	0	0	3	6	2	3	1	20
25	KACINAS, Mindaugas	g	1-3	0-1	6-8	6	7	13	2	3	1	1	1	31
32	LEONARD, Damien	g	0-1	0-1	0-0	1	0	1	1	0	0	0	0	5
Team														
Totals		28-63		0-11		26-31		17		28		45		16
FG % 1st Half:		9-34		26.5%		2nd half:		17-24		70.8%		OT:		2-5
3FG % 1st Half:		0-8		0.0%		2nd half:		0-1		0.0%		OT:		0-1
FT % 1st Half:		5-6		83.3%		2nd half:		9-13		69.2%		OT:		12-12
Game:		28-63		44.4%		Deadball		Rebounds		Game:		26-31		83.9%
Game:		0-11		0.0%		4.4								

Officials: Mike Nance, Mike Stephens, Nathan Quick  
Technical fouls: UW-Milwaukee-None. South Carolina-None.  
Attendance: 7335  
Hoops For Hope Classic, Round 1

Score by periods	1st	2nd	OT	Total
UW-Milwaukee	38	28	9	75
South Carolina	23	43	16	82

Last FG - UWM OT-01:41, SC OT-01:55.  
Largest lead - UWM by 17 2nd-19:16, SC by 7 OT-00:01.

## GAME 2 - SOUTH CAROLINA 87, MORGAN STATE 71 NOV. 16, 2012/COLONIAL LIFE ARENA

**COLUMBIA, S.C.** - South Carolina (2-0) defeated Morgan State (1-3) 87-71 on Friday night in non-conference action at Colonial Life Arena. Five Gamecocks scored double figures in the match, led by senior guard LaShay Page who scored a game-high 20 points and pulled down five rebounds.

South Carolina junior guards Eric Smith, Brenton Williams and Brian Richardson added 17, 14 and 10 points, respectively, for the Gamecocks. Junior forward R.J. Slawson put up 10 points and brought down seven rebounds and senior forward Lakeem Jackson notched eight points and eight rebounds. Every South Carolina player that registered significant minutes tallied at least two boards in the effort as the Gamecocks out-rebounded the Bears 35-22. South Carolina was without freshman forward Michael Carrera, the reigning SEC Freshman of the Week, due to a concussion.

Two junior guards led the Morgan State effort, Justin Black, who scored 20 points and Anthony Hubbard with 15. Senior forward DeWayne Jackson added 11 on the night. The Bear's leading rebounder was junior center Ian Chiles who came down with five.

Morgan State jumped out to an early lead by capitalizing on chances in transition. The Bears built up a seven-point advantage early in the first half, but could not pull away.

After chipping away at the Morgan State lead, South Carolina tied the game at 22-22. Page ignited a run by jumping on a loose ball and calling timeout to give South Carolina possession. Williams drained a 3-pointer coming out of the timeout to spur a 16-5 Gamecock run. Page added another three and a pair of free throws in the spurt to give the home team an 11-point lead.

The Bears responded with a 10-2 run of their own to pull within three, but could not get any closer. The teams went into the locker room with South Carolina holding a 45-41 advantage.

Coming out of the break, Morgan State pulled within one at 45-44 on a three-point play by Hubbard, but the Gamecocks responded with six unanswered points that included back-to-back buckets by Slawson to firmly take the lead. South Carolina built a 12-point lead midway through the second half and went 9-9 from the free throw line down the stretch to maintain their lead and cruise to a 87-71 win.

## GAME 2

**Official Basketball Box Score -- Game Totals -- Final Statistics**  
**Morgan State 71 vs South Carolina**  
**11/16/12 7 p.m. at Columbia, S.C. (Colonial Life Arena)**

### Morgan State 71 • 1-3

#	Player	Total		3-Ptr		Rebounds		PF	TP	A	T	Bk	Stl	Min
		FG	FGA	FG	FGA	FT	FTA							
32	JACKSON, DeWayne	f	5-10	1-4	0-0	1	1	2	3	11	6	8	1	37
05	CHILES, Ian	c	2-3	0-0	1-4	0	5	5	1	5	0	0	1	14
50	BLACK, Justin	g	9-13	0-2	2-4	1	0	1	3	20	1	1	0	33
01	HUBBARD, Anthony	g	4-8	0-1	7-7	1	0	1	5	15	3	3	0	32
22	BOZEMAN, Blake	g	2-8	1-5	2-2	0	1	1	4	7	1	4	0	30
01	PRETLOW, Donte	g	2-5	0-1	0-0	0	1	1	3	4	1	1	0	14
21	BAILEY, Tauron	g	2-2	0-0	0-1	0	1	1	0	4	0	0	0	10
23	SIMPSON, Rasean	g	0-0	0-0	0-0	0	0	0	0	0	0	0	0	1
34	BLOSSOM, Cedric	g	0-2	0-0	0-0	1	2	3	0	0	0	0	0	8
44	DUNCAN, Shaquille	g	2-2	0-0	1-2	1	2	3	1	5	1	2	2	21
Team														
Totals		28-53		2-13		13-20		6		16		22		20
FG % 1st Half:		17-29		58.6%		2nd half:		11-24		45.8%		Game:		28-53
3FG % 1st Half:		1-5		20.0%		2nd half:		1-8		12.5%		Game:		2-13
FT % 1st Half:		6-13		46.2%		2nd half:		7-7		100.0%		Game:		13-20
Game:		28-53		52.6%		Deadball		Rebounds		Game:		13-20		65.0%
Game:		6-16		22		20		71		13		20		4

### South Carolina 87 • 2-0

#	Player	Total		3-Ptr		Rebounds		PF	TP	A	T	Bk	Stl	Min
		FG	FGA	FG	FGA	FT	FTA							
30	JACKSON, Lakeem	f	3-5	0-0	2-4	2	6	8	3	8	4	2	0	1
33	SLAWSON, RJ	f	4-7	0-0	2-2	6	1	7	5	10	2	3	1	26
00	PAGE, LaShay	g	6-13	2-6	6-6	1	4	5	3	20	1	2	0	30
01	WILLIAMS, Brenton	g	5-13	1-4	3-3	0	3	3	0	14	2	3	0	27
05	SMITH, Eric	g	5-9	1-3	6-9	0	2	2	1	17	0	3	0	25
02	RICHARDSON, Brian	g	4-6	2-3	0-0	1	2	3	4	10	1	1	0	19

## GAME 4 - ELON 65, SOUTH CAROLINA 53 NOV. 21, 2012/COLONIAL LIFE ARENA

**COLUMBIA, S.C.** -- South Carolina (3-1) fell to Elon (4-1) 65-53 on Wednesday night in non-conference action at Colonial Life Arena. Senior forward Lakeem Jackson led the Gamecocks in the effort with 14 points and 10 rebounds.

Junior guard Brenton Williams added nine points for the Gamecocks. Junior guard Brian Richardson and junior forward RJ Slawson each added seven points and eight rebounds. The eight rebounds were a career high for Richardson who also dished out four assists. South Carolina turned the ball over 22 times on the night, leading to 18 Elon points. For the third game in a row, the Gamecocks were without freshman forward Michael Carrera.

Three Elon players scored in double figures. Junior forward Lucas Troutman led the team with 15 points and six rebounds. Junior guard Jack Isenbarger and sophomore guard Austin Hamilton netted 13 points apiece as well. Junior guard Sebastian Koch brought down a team-leading seven rebounds. As a team, Elon shot 53.5% from behind the arc, hitting eight in the matchup.

Despite falling behind 11-3 early and tallying seven turnovers in the first ten minutes, South Carolina kept Elon within striking distance. Senior guard LaShay Page sank a shot from behind the arc at the 10:27 mark to bring the Gamecocks to within three at 18-15, but South Carolina was unable to score for the next eight minutes. The Phoenix scored 10 unanswered points during the stretch to give them a 28-15 upper hand. Sophomore guard Damien Leonard ended the Gamecock dry spell with back-to-back 3-pointers to cut into the Elon lead to seven.

Richardson found Jackson in transition for a bucket with 36 seconds remaining in the half, but Elon's Isenbarger responded with a 3-pointer with three seconds to go, giving the Phoenix a 31-23 advantage going into the locker room.

After the break, a Richardson 3-pointer and a free throw by freshman forward Mindaugas Kacinas brought the Gamecocks to within four to start the second half, but the Phoenix responded with two 3s of their own to extend the lead back to 10.

Williams, who scored all nine of his points in the second half, cut the lead to four at 39-35 with 15:29 remaining when he poked the ball away and took it the distance for a dunk. The Gamecocks would not get any closer.

Down 53-37 with 10:42 remaining, South Carolina made one last attempt to rally and set off on a 15-4 run to cut the deficit to five. Jackson scored six points in the stretch, with two of them coming on an emphatic dunk in transition. The spurt forced Elon to call timeout to stop the surging Gamecock momentum. After the timeout, the Phoenix responded with three unanswered baskets, all by Troutman, to again give the Phoenix a double-digit lead at 63-52. Each team made an appearance at the free throw line in the final two minutes and Elon held on for the 65-53 win.

## GAME 4

**Official Basketball Box Score -- Game Totals -- Final Statistics**  
**Elon vs South Carolina**  
**11/21/12 7 p.m. at Columbia, S.C. (Colonial Life Arena)**

### Elon 65 • 4-1

#	Player		Total		3-Ptr	Rebounds		PF	TP	A	TO	Bk	Stl	Min
			FG-FGA	FG-FGA	FT-FTA	Off	Def							
31	TROUTMAN, Lucas	f	8-12	0-0	1-2	3	3	6	2	17	1	1	2	33
10	HAMILTON, Austin	g	6-10	1-1	0-3	0	2	0	13	2	1	0	2	29
20	ISENBARGER, Jack	g	4-14	3-5	2-2	1	2	0	13	0	2	0	1	33
21	BEAUMONT, Ryley	g	1-4	0-0	0-0	0	2	4	2	0	1	0	0	15
24	KOCH, Sebastian	g	3-10	3-7	0-2	2	5	7	2	9	5	4	1	35
03	SAMSON, Tanner		2-3	1-2	2-2	0	1	1	7	4	0	0	1	30
11	BLAKE, Kevin		0-2	0-0	0-0	1	0	1	1	0	0	0	0	3
15	SABATO, Tony		0-0	0-0	0-0	0	0	0	3	0	0	1	0	8
23	EDOMWONYI, Egeheosa		2-2	0-0	0-0	1	1	2	1	4	0	2	0	8
32	WINTERS, Ryan		0-0	0-0	0-0	0	3	3	5	0	1	2	1	16
Team														
Totals			26-57	8-15	5-11	9	21	30	19	65	13	14	6	200

FG % 1st Half:	14-33	42.4%	2nd half:	12-24	50.0%	Game:	26-57	45.6%	Deadball Rebounds	2.1
3FG % 1st Half:	3-7	57.1%	2nd half:	2-12	16.7%	Game:	6-19	31.6%		
FT % 1st Half:	0-2	0.0%	2nd half:	5-9	55.6%	Game:	5-11	45.5%		

### South Carolina 53 • 1-1

#	Player		Total		3-Ptr	Rebounds		PF	TP	A	TO	Bk	Stl	Min
			FG-FGA	FG-FGA	FT-FTA	Off	Def							
30	JACKSON, Lakeem	f	7-13	0-0	0-1	6	4	10	2	14	2	2	2	36
32	SLAWSON, RJ	f	2-4	0-0	3-4	4	4	8	4	7	1	2	1	24
00	PAGE, LaShay	g	1-8	1-4	1-2	1	3	3	4	1	3	0	1	21
01	WILLIAMS, Brenton	g	2-6	1-3	4-6	1	2	3	2	9	0	4	1	24
15	SMITH, Eric	g	1-5	1-1	0-0	0	1	1	2	3	1	2	0	20
02	RICHARDSON, Brian		2-12	1-6	2-2	2	6	8	3	7	4	4	1	30
25	KACINAS, Mindaugas		1-2	0-0	1-2	2	3	5	0	3	1	4	0	26
32	LEONARD, Damien		2-6	2-5	0-0	1	1	2	0	6	0	1	0	19
Team														
Totals			18-56	6-19	11-17	18	25	43	16	53	10	22	5	200

FG % 1st Half:	8-23	34.8%	2nd half:	10-33	30.3%	Game:	18-56	32.1%	Deadball Rebounds	4.1
3FG % 1st Half:	4-7	57.1%	2nd half:	2-12	16.7%	Game:	6-19	31.6%		
FT % 1st Half:	3-4	75.0%	2nd half:	8-13	61.5%	Game:	11-17	64.7%		

Officials: Ted Valentine, Lee Cassell, Glenn Tuitt  
Technical fouls: Elon-None. South Carolina-None.  
Attendance: 6754

Score by periods	1st	2nd	Total
Elon	31	34	65
South Carolina	23	30	53

Last FG - ELON 2nd-03:15, SC 2nd-07:42.  
Largest lead - ELON by 16 2nd-10:42, SC None.

Points	In	Off	2nd	Fast	Bench
ELON	24	18	6	6	11
SC	22	17	15	14	16

Score tied - 0 times.  
Lead changed - 0 times.

## GAME 5 - SOUTH CAROLINA 74, MISSOURI ST. 67 (OT) NOV. 24, 2012/PUERTO VALLARTA CONVENTION CENTER

**PUERTO VALLARTA, Mexico** - South Carolina posted a 74-67 victory over Missouri State in the third round of the Hoops For Hope Classic in Puerto Vallarta, Mexico, on Saturday in non-conference action. In his first contest back after missing three games due to a concussion, freshman forward Michael Carrera hit a 3 as time expired in regulation to send the contest into overtime.

Senior guard LaShay Page led the Gamecocks with 22 points and six rebounds, while junior guard Brian Richardson added 14 points, hitting four 3s in the contest, just one shy of matching his career high. Carrera added 18 points in his return and pulled down five rebounds.

South Carolina committed a season high 25 turnovers in the contest, however, after committing 20 of those in the first half, the Gamecocks were solid through the second half and overtime, posting just five turnovers during the stretch. The Gamecocks out-rebounded the Bears, 33-29.

Marcus Marshall led the Bears with 17 points, while Anthony Downing and Christian Kirk both added 16. Keith Pickens' eight rebounds were a game-high.

After Missouri State took an early 2-0 lead after an administrative technical foul called on Carolina during pre-game warmups, the Bears jumped out to a quick 7-0 lead before a 3 from Richardson halted the stretch at the 17:41 mark.

The Gamecocks responded with a 10-4 run over the course of the next three minutes to take a 13-11 lead on another 3 from Richardson. Back and forth play followed, but the Gamecocks were never able to extend a lead due to several turnovers through the middle part of the half.

Missouri State held a 19-18 advantage near the seven-minute mark, but the Gamecocks continued to battle and Richardson's third 3 of the half tied the contest at 23 with 4:31 remaining before halftime.

Carolina committed five turnovers through the last four minutes of play and Missouri State held a 33-28 lead at the half. The Gamecocks finished the half with just 11 shots attempts, connecting on eight to shoot 72.7 percent in the set.

Page scored two 3s and a lay-up through the first three minutes and 30 seconds of the second half to tie the contest at 38. The teams traded baskets before a lay-up and two free throws from Carrera gave the Gamecocks a 42-40 lead with 13:06 on the clock.

After a lay-up from Kirk, Richardson's fourth 3 of the contest pushed the Gamecock lead to 45-42 with 11:24 remaining in regulation. The teams traded baskets and the contest was tied at 47, before Marshall gave the Bears a three-point advantage at the 7:39 mark.

Junior guard Eric Smith earned the assist on a lay-up from Page to tie the contest at 51 with just over six minutes remaining. Two free throws from MSU's Marshall gave the Bears a 53-51 advantage, before Carrera tied the contest at 53 with a hard-fought lay-up with 2:42 on the clock.

Kirk gave MSU a 55-53 lead with 1:25 remaining, before the teams traded missed baskets and the Gamecocks were called for an intentional foul with 33 seconds on the clock. The Bears were only able to hit 1-of-2 from the line to hold a 56-53 lead.

Richardson was called for a foul with 29 seconds remaining and MSU's Williams missed the front end of a 1-and-1 opportunity before Page connected on the opposite end on a jumper to pull the Gamecocks within one at 56-55 with 13 seconds remaining.

Marshall connected on two free throws for the Bears at the opposite end with 12.2 seconds on the clock to go up three at 58-55. Smith collected the inbounds pass from freshman forward Mindaugas Kacinas and raced down the floor, finding Carrera just beyond the 3-point line with just seconds remaining.

Carrera faced the basket and shot his first attempt from beyond the arc this season, hitting at the buzzer to tie the contest at 58 and force overtime.

The Gamecocks dominated the OT session, out-scoring the Bears 16-9 in the set, including four points from Carrera and seven made free throws from Page to secure the Carolina victory.

## GAME 5

**Official Basketball Box Score -- Game Totals -- Final Statistics**  
**Missouri State vs South Carolina**  
**11/24/12 6:20 p.m. at Puerto Vallarta, Mexico (Con. Center)**

### Missouri State 67 • 2-3

#	Player		Total		3-Ptr	Rebounds		PF	TP	A	TO	Bk	Stl	Min
			FG-FGA	FG-FGA	FT-FTA	Off	Def							
00	Anthony Downing	*	5-13	0-5	3-8	2	2	4	4	16	2	1	0	39
01	Keith Pickens	*	1-6	0-0	3-6	2	6	8	4	5	1	2	0	28
11	Marcus Marshall	*	5-10	3-7	4-4	1	1	2	17	0	1	0	2	34
15	Drew Wilson	*	0-0	0-0	0-2	1	0	1	3	0	0	1	0	12
42	Christian Kirk	*	7-13	0-0	2-5	4	1	5	4	16	1	2	0	32
10	Tornie Armonka		0-1	0-0	0-0	0	1	1	1	0	0	0	1	6
20	Gavin Thurman		0-2	0-0	0-0	0	0	0	0	0	0	2	0	10
23	Dorrian Williams		3-9	1-4	1-3	0	1	1	2	8	3	1	0	36
30	Nathan Scheer		1-3	0-2	0-0	1	1	2	2	2	0	0	0	18
35	Bruce Marshall		1-2	1-1	0-0	0	2	2	2	3	0	1	0	10
Team														
Totals			23-59	5-19	16-28	12	17	29	24	67	7	13	0	225

FG % 1st Half:	11-25	44.0%	2nd half:	8-23	34.8%	OT:	4-11	36.4%	Deadball Rebounds	6
3FG % 1st Half:	2-8	25.0%	2nd half:	2-6	33.3%	OT:	1-5	20.0%		
FT % 1st Half:	9-15	60.0%	2nd half:	7-11	63.6%	OT:	0-2	0.0%		

### South Carolina 74 • 4-1

#	Player		Total		3-Ptr	Rebounds		PF	TP	A	TO	Bk	Stl	Min
			FG-FGA	FG-FGA	FT-FTA	Off	Def							
00	PAGE, LaShay	*	6-11	3-7	7-8	0	2	6	2	22	0	2	0	36
01	SMITH, Eric	*	0-2	0-1	2-2	0	2	2	1	2	6	6	0	33
20	KACINAS, Mindaugas	*	1-3	0-1	2-3	0	5	5	2	4	1	5	2	28
30	JACKSON, Lakeem	*	3-3	0-0	3-5	2	2	4	4	9	2	3	0	35
32	SLAWSON, RJ	*	0-4	0-2	0-0	0	4	4	0	0	1	0	1	15
01	WILLIAMS, Brenton		1-2	0-0	3-4	0	2	2	4	5	3	2	0	13
02	RICHARDSON, Brian		5-7	4-6	0-0	0	4	4	2	14	0	1	0	38
24	CARRERA, Michael		6-7	1-1	5-6	1	4	5	4	18	1	3	1	21
32	LEONARD, Damien		0-0	0-0	0-0	0	0	0	1	0	1	0	1	5
55	PHILLIPS, Shane		0-0	0-0	0-0	0	0	0	0	0	0	0	0	1
Team														
Totals			22-39	8-18	22-28	4	29	33	24	74	13	25	5	225

FG % 1st Half:	8-11	72.7%	2nd half:	11-24	45.8%	OT:	3-4	75.0%	Deadball Rebounds	2.1
3FG % 1st Half:	4-6	66.7%	2nd half:	4-11	36.4%	OT:	0-1	0.0%		
FT % 1st Half:	8-11	72.7%	2nd half:	4-5	80.0%	OT:	10-12	83.3%		

Officials: Kipp Kissinger, Jeffery Malm, John Moore  
Technical fouls: Missouri State-None. South Carolina-TEAM.  
Attendance: 303

Score by periods	1st	2nd	OT	Total
Missouri State	33	25	9	67
South Carolina	30	36	14	74

Points	In	Off	2nd	Fast	Bench
MSU	34	26	12	4	13
SC	20	14	5	3	37

Last FG - MSU OT-00:05, SC OT-01:45.  
Largest lead - MSU by 8 1st-10:35, SC by 8 OT-00:21.

Score tied - 10 times.  
Lead changed - 11 times.

## GAME 6 - SOUTH CAROLINA 74, UALR 62 NOV. 25, 2012/PUERTO VALLARTA CONVENTION CENTER

**PUERTO VALLARTA, Mexico** - The South Carolina men's basketball team (5-1) claimed the 2012 Hoops For Hope Classic Championship on Sunday night in Puerto Vallarta, Mexico, with a 74-62 victory over Arkansas-Little Rock (4-3). Senior forward Lakeem Jackson collected his second double-double of the season with 10 points and a career-high 15 rebounds.

Jackson was named to the all-tournament team and senior guard LaShay Page was named the tournament's Most Outstanding Player.

Junior guard Brenton Williams led the five Gamecocks who scored double figures in the championship game with 17. Page added 16, freshman forward Mindaugas Kacinas tallied 13 and junior guard Eric Smith posted 12 in the balanced effort. Jackson's 15 rebounds were a game high.

Junior forward Will Neighbour led the UALR charge with 19 points and five rebounds. Freshman guard John Gillon netted nine points for the Trojans.

## GAME 7 - ST. JOHN'S 89, SOUTH CAROLINA 65 NOV. 29, 2012/CARNESECCA ARENA

**QUEENS, N.Y.** - South Carolina (5-2) fell to St. John's (5-2) 89-65 in the 2012 SEC/BIG EAST Challenge on Wednesday night at Carnesecca Arena. Freshman forward Michael Carrera registered his second double-double of the season with 11 points and 11 rebounds to lead the Gamecocks.

Junior guard Brenton Williams was injured in the contest. He suffered a neck injury and was taken to a local hospital for further evaluation. He did have movement of his arms and legs on the court. An update will be released when available.

Before his injury, Williams scored 10 points in the matchup. Freshman forward Mindaugas Kacinas scored nine and added six rebounds. Senior forward Lakeem Jackson also came down with six boards for the Gamecocks.

Junior guard Bruce Ellington and freshman forward Laimonas Chatkevicius both made their first appearance of the season in the contest.

St. John's had four players in double figures. Sophomore guard D'Angelo Harrison led the way with a game-high 26 points. Sophomore guards Amir Garrett and Phil Greene IV tallied 15 and 13 points, respectively. Freshman forward JaKarr Sampson registered 11. Garrett also brought down 11 rebounds to lead SJU.

South Carolina struggled from the floor in the opening half, hitting just 37.5 percent (12-32) compared to 53 percent (14-26) from the Red Storm. St. John's would make 9-of-14 from the free throw line in the opening set, while the Gamecocks had zero attempts in the half.

The teams traded possessions early and a jumper from Williams with 13:31 remaining before half saw the St. John's lead at just one at 12-11.

The Red Storm would answer with eight unanswered points through the 10:50 mark, before a jumper from Chatkevicius halted the stretch.

Two made attempts from the line by SJU freshman guard Felix Balamou put the lead at 32-17, before a 3 from junior guard Eric Smith brought Carolina with 12 at 32-20 with 2:56 on the clock.

Three made baskets from Carolina brought the contest back to 12 points at halftime, with St. John's holding a 38-26 advantage.

Carolina took its first foul shots of the game two minutes into the second half when an intentional foul was called on St. John's. Carrera hit both attempts to put the score at 45-32 SJU after early baskets from both teams.

Williams would hit back-to-back 3s just before the first media timeout of the second half to put the score at 50-40 with 16 on the clock.

The injury to Williams occurred with just over 10 minutes on the clock in the second half.

St. John's held its advantage after play resumed. The Gamecocks pulled to within 15 just after Williams' injury on two Carrera free throws, but the Red Storm pulled away to capture the win. St. John's held a 28-point upper hand, the largest of the game, with just over one minute remaining in the contest.

## GAME 7

**Official Basketball Box Score -- Game Totals -- Final Statistics**  
**South Carolina vs St. John's**  
**11/29/12 7:30 p.m. at Queens, N.Y. (Carnesecca Arena)**



**South Carolina 65 • 5-2**

#	Player	Total		3-Ptr		Rebounds		PF	TP	A	T	Blk	Stl	Min
		FG	FGA	FG	FGA	FT	FTA							
24	CARRERA, Michael	f	3-7	0-0	5-6	6	5	11	2	11	1	2	0	23
30	JACKSON, Lakeem	f	3-7	0-0	0-1	4	2	6	3	6	0	3	0	20
33	SLAWSON, RJ	f	2-2	0-0	2-4	3	1	4	2	6	0	1	0	21
00	PAGE, LaShay	g	1-7	0-4	0-0	0	0	0	1	2	1	1	1	13
05	SMITH, Eric	g	1-7	1-4	0-0	2	2	0	4	3	2	2	0	24
01	WILLIAMS, Brenton	g	4-7	2-4	0-0	0	2	2	0	10	1	0	0	12
02	RICHARDSON, Brian	g	2-7	2-5	2-2	0	2	2	8	2	1	0	0	14
14	CHATKEVICIUS, L.	g	1-2	0-0	1-2	1	1	2	1	3	1	0	0	11
32	ELLINGTON, Bruce	g	3-10	0-4	1-2	1	0	1	1	7	0	0	0	29
35	KACINAS, Mindaugas	g	4-7	0-0	1-4	3	3	6	1	9	1	0	0	24
23	LEONARD, Damien	g	0-1	0-1	0-0	0	0	0	0	0	0	0	0	4
05	PHILLIPS, Shane	g	0-1	0-1	0-0	0	0	0	0	1	0	0	0	5
Team		4 3 7												
Totals		24-65	5-23	12-21	24	19	43	17	65	10	12	1	2	200

FG % 1st Half: 12-32 37.5% 2nd half: 12-33 36.4% Game: 24-65 36.9% Deadball Rebounds 6  
3FG % 1st Half: 2-13 15.4% 2nd half: 3-10 30.0% Game: 5-23 21.7%  
FT % 1st Half: 0-0 0.0% 2nd half: 12-21 57.1% Game: 12-21 57.1%

**St. John's 89 • 5-2**

#	Player	Total		3-Ptr		Rebounds		PF	TP	A	T	Blk	Stl	Min
		FG	FGA	FG	FGA	FT	FTA							
14	SAMPSON, JaKarr	f	4-6	0-0	3-4	0	2	2	3	11	0	1	2	25
15	POINTER, SirDominic	f	0-3	0-0	2-4	0	2	2	4	2	5	0	2	20
01	GREENE IV, Phil	g	5-8	2-2	1-2	0	1	1	13	4	1	1	1	28
11	HARRISON, D'Angelo	g	8-13	3-6	7-8	3	3	6	3	26	1	1	0	29
24	BALAMOU, Felix	g	3-4	0-0	2-2	0	3	1	8	3	1	1	2	23
02	BOURGAILL, Marco	g	2-4	2-4	0-0	0	1	1	0	6	0	0	0	9
04	JONES, Christian	g	0-3	0-0	0-0	0	0	0	1	0	0	0	1	7
07	OBEKPA, Chris	g	4-7	0-0	0-1	2	1	3	2	8	3	1	3	25
22	GARRETT, Amir	g	7-8	0-0	1-3	6	5	11	1	15	3	0	0	28
23	LIPSCOMB, David	g	0-0	0-0	0-0	0	0	0	0	0	0	0	0	1
30	WHITE, Jamal	g	0-2	0-2	0-0	0	0	0	0	0	0	0	0	2
35	NDIAYE, Khadim	g	0-0	0-0	0-0	0	1	1	0	0	0	0	0	2
40	SEALY, Sam	g	0-0	0-0	0-0	0	0	0	1	0	0	0	0	1
Team		0 1 1												
Totals		33-58	7-14	16-24	11	20	31	18	89	19	7	9	8	200

FG % 1st Half: 14-26 53.8% 2nd half: 19-32 59.4% Game: 33-58 56.9% Deadball Rebounds 3  
3FG % 1st Half: 1-2 50.0% 2nd half: 6-12 50.0% Game: 7-14 50.0%  
FT % 1st Half: 9-14 64.3% 2nd half: 7-10 70.0% Game: 16-24 66.7%

Officials: Jim Burr, Roger Ayers, Mike Roberts  
Technical fouls: South Carolina-None. St. John's-None.  
Attendance: 4902  
SEC/BIG EAST Challenge

Score by periods	1st	2nd	Total
South Carolina	26	39	65
St. John's	38	51	89

Last FG - SC 2nd-01:32, STJ 2nd-01:25.  
Largest lead - SC by 2 1st-19:23, STJ by 28 2nd-01:25.

Score tied - 1 time.  
Lead changed - 5 times.

## 2012-13 | SOUTH CAROLINA MEN'S BASKETBALL

## GAME 8 - CLEMSON 64, SOUTH CAROLINA 55 DEC. 2, 2012/COLONIAL LIFE ARENA

**COLUMBIA, S.C.** - South Carolina (5-3) fell to intrastate rival Clemson (5-2) 64-55 in non-conference action at Colonial Life Arena on Sunday afternoon. Junior guard Brenton Williams led the Gamecocks with 16 points.

Two other Gamecocks registered double figures in the contest. Junior guard Bruce Ellington scored 12 and freshman forward Mindaugas Kacinas added 10. Freshman forward Michael Carrera and senior forward Lakeem Jackson brought down six rebounds a piece. South Carolina out-rebounded Clemson 36-29 and pulled down 17 offensive rebounds.

Sophomore forward K.J. McDaniels led Clemson with 16 points and seven boards. Sophomore guard Rod Hall registered 15 and senior center Devin Booker scored 13 and tallied a game-high eight rebounds in the contest. Clemson scored 23 points off of 19 Gamecock turnovers.

While adjusting to the physical play of the game, neither team converted a basket until just before the first media timeout. Kacinas hit freshman forward Laimonas Chatkevicius under the basket for the Gamecocks' first bucket of night and Hall drained a jumper on the ensuing possession to give Clemson a 5-3 lead.

During an over four minute South Carolina scoring drought, the Tigers went on an 11-0 scoring run to pull out to a 14-3 advantage. Booker keyed the run for Clemson with back-to-back dunks.

Trailing 23-11, the widest margin of the first half, South Carolina went on a 16-5 run to close the half. Just before the break, Kacinas hit a pair of free throws and Clemson held on for the last shot of the half. Hall could not connect and the Tigers took a one-point lead into the locker room at 28-27.

After scoring the first points of the second half on baskets by Williams and Jackson, the Gamecocks took their first lead since 1-0 at 31-30. The Tigers responded with an 11-2 run to recapture the upper hand at 41-33. Kacinas halted the run with a 3.

With eight minutes to play, senior guard LaShay Page and Williams hit back-to-back 3s to cut the deficit to single digits at 49-43.

Ellington drained a jumper with 4:10 remaining to bring South Carolina to within four at 51-47, but the Gamecocks would not get any closer. Sophomore guard Damarcus Harrison immediately responded with a 3 for the Tigers and Clemson went 10-for-12 from the free throw line down the stretch to hold on for the 64-55 victory.

## GAME 8



**Official Basketball Box Score -- Game Totals -- Final Statistics**  
**Clemson vs South Carolina**  
**12/02/12 12 p.m. at Columbia, S.C. (Colonial Life Arena)**

**Clemson 64 • 5-2**

#	Player	Total		3-Ptr		Rebounds		PF	TP	A	T	Blk	Stl	Min
		FG	FGA	FG	FGA	FT	FTA							
22	Sullivan, Bernard	f	0-1	0-0	0-0	0	0	0	3	0	2	1	1	20
32	McDaniels, K.J.	f	4-11	1-3	7-9	1	6	7	4	16	1	1	5	30
31	Booker, Devin	c	5-8	0-1	3-4	4	4	8	3	13	0	2	2	33
01	Sapp, T.J.	g	0-1	0-1	0-0	0	0	0	2	0	0	0	0	7
12	Hall, Rod	g	3-5	0-0	9-12	0	4	4	25	4	3	0	2	33
03	Filer, Adonis	g	0-3	0-1	7-10	1	2	3	4	7	2	3	0	19
20	Roper, Jordan	g	2-5	1-2	0-0	0	0	0	0	5	1	0	0	16
21	Harrison, Damarcus	g	3-5	1-3	1-2	0	5	5	8	0	2	0	0	16
33	Smith, Josh	g	0-0	0-0	0-0	1	0	1	2	0	0	0	0	15
35	Nnoko, Landry	g	0-0	0-0	0-0	0	0	0	0	0	0	0	0	1
Team		0 1 1												
Totals		17-39	3-11	27-37	7	22	29	25	64	8	13	8	10	200

FG % 1st Half: 10-22 45.5% 2nd half: 7-17 41.2% Game: 17-39 43.6% Deadball Rebounds 4,1  
3FG % 1st Half: 2-6 33.3% 2nd half: 1-5 20.0% Game: 3-11 27.3%  
FT % 1st Half: 6-11 54.5% 2nd half: 21-26 80.8% Game: 27-37 73.0%

**South Carolina 55 • 3-3**

#	Player	Total		3-Ptr		Rebounds		PF	TP	A	T	Blk	Stl	Min
		FG	FGA	FG	FGA	FT	FTA							
24	CARRERA, Michael	f	0-4	0-0	3-6	3	3	6	5	3	1	2	1	16
30	JACKSON, Lakeem	f	2-5	0-0	4-6	2	4	6	2	4	1	3	1	33
33	SLAWSON, RJ	f	1-2	0-0	0-1	1	2	3	4	2	1	0	1	13
00	PAGE, LaShay	g	1-6	1-2	0-0	2	1	3	2	3	1	0	1	14
05	SMITH, Eric	g	1-5	0-1	0-1	1	2	3	2	2	3	2	0	24
01	WILLIAMS, Brenton	g	5-11	2-7	4-4	2	1	3	2	16	0	2	0	33
02	RICHARDSON, Brian	g	0-3	0-1	1-2	0	0	0	0	1	0	1	0	1
14	CHATKEVICIUS, L.	g	1-2	0-0	0-0	0	1	2	2	0	2	0	0	7
32	ELLINGTON, Bruce	g	4-9	0-2	4-5	0	3	3	4	12	2	5	0	1
25	KACINAS, Mindaugas	g	3-5	1-2	3-3	1	2	3	5	10	1	1	1	29
Team		3 2 5												
Totals		18-52	4-15	15-22	17	19	36	28	55	10	19	4	3	200

FG % 1st Half: 9-24 37.5% 2nd half: 9-28 32.1% Game: 18-52 34.6% Deadball Rebounds 1,2  
3FG % 1st Half: 2-6 33.3% 2nd half: 3-10 30.0% Game: 4-15 26.7%  
FT % 1st Half: 8-12 66.7% 2nd half: 7-10 70.0% Game: 15-22 68.2%

Officials: Doug Shows, Pat Adams, Don Daily  
Technical fouls: Clemson-None. South Carolina-None.  
Attendance: 10684

Score by periods	1st	2nd	Total
Clemson	28	36	64
South Carolina	27	28	55

Last FG - CU 2nd-03:37, SC 2nd-00:35.  
Largest lead - CU by 12 1st-06:14, SC by 3 2nd-17:14.

Score tied - 3 times.  
Lead changed - 3 times.

## GAME 9 - SOUTH CAROLINA 91, JACKSONVILLE 74 DEC. 7, 2012/COLONIAL LIFE ARENA

**COLUMBIA, S.C.** - South Carolina (6-3) defeated Jacksonville (4-6) 91-74 in non-conference action at Colonial Life Arena on Friday night. Freshman forward Michael Carrera led the Gamecocks as one of four players reaching double figures with 17 points and a game-high 9 rebounds. Junior guard Brian Richardson went 4-for-4 from behind the arc to score a season-best 16 points

Junior guards Brenton Williams and Bruce Ellington tallied 12 a piece in the contest. Freshman forward Laimonas Chatkevicius registered nine points and five boards, both career highs. Senior guard Eric Smith tied a career-high with seven assists. Senior guard LaShay Page did not play in the contest due to a stomach virus.

The Dolphins were led by freshman guard Marcellous Bell with 17 points.

Freshman guard Jarvis Hayward added 13 and junior guard Keith McDougald scored 12. Senior forward Glenn Powell brought in a team-high and game-leading nine rebounds to go along with his nine points.

After Jacksonville scored the first basket of the game, South Carolina responded with 11 unanswered points to take an 11-2 lead. The Dolphins pulled within six at 16-10, but would not get closer.

With eight minutes to go in the first half, Jacksonville was forced to call a timeout when Williams hit back-to-back 3s to give the Gamecocks a 14-point advantage at 35-21. South Carolina forced the Dolphins to take another timeout when Chatkevicius hit a shot from beyond the arc to extend the lead to 17 at 42-25.

The Gamecocks went into the locker room with a 57-30 upper hand.

South Carolina only missed one 3-point shot in the first half, shooting 85.7%, going 7-for-8 before the break. After committing five turnovers before the first media timeout, the Gamecocks did not register one for the remaining 15:41 of the first half.

The Gamecocks continued to push out of the break, making their first two 3-point attempts. A 3 by Richardson made the score 66-33 and extended the lead to the largest of the game at 33 with 16:36 remaining.

Seven



## GAME 10 - SOUTH CAROLINA 74, APP. STATE 69 DEC. 19, 2012/COLONIAL LIFE ARENA

**COLUMBIA, S.C.** - South Carolina (7-3) defeated Appalachian State (2-8) 74-69 on Wednesday night in non-conference action at Colonial Life Arena behind a season-high 16 points from senior forward Lakeem Jackson.

Freshman forward Mindaugas Kacinas recorded his first career double-double with 12 points and a game-high 12 rebounds. Kacinas also registered a career-high 3 blocks in the contest. Junior guard Brenton Williams put 11 points on the board in the effort. Junior guard Eric Smith tallied seven assists in the first half, matching a career high, and surpassed it with two more dimes after the break. In the last 80 minutes of basketball, Smith has handed out 16 assists while recording only 3 turnovers.

Appalachian State had three players reach double figures. Junior forward Tevin Baskin, sophomore guard Mike Neal and redshirt sophomore Jay Canty all scored 16 points on the night. Canty, along with senior forward Nathan Healy, collected a game-leading eight boards.

Junior forward RJ Slawson scored five early points to give the Gamecocks a 7-2 lead out of the gate. The Mountaineers closed the gap to three at the score of 11-8, but Williams hit a 3 and Slawson added his third basket of the half to double up on Appalachian State at 16-8. Another Williams 3 followed by a bucket by Kacinas gave South Carolina their largest lead of the game at 11.

Down 29-20 at the last media timeout of the half, the Mountaineers finished the first half with a flurry of action. Appalachian went 5-5 from the free throw line and scored three transition baskets during a 15-5 run. Canty's fast break basket gave the visitors their first lead of the game at 35-34 with 28 seconds remaining before the break.

Junior guard Bruce Ellington hit his first basket of the night, a 3-pointer, with seven seconds on the clock to give the upper hand back to the Gamecocks and the teams went into the locker room with a 37-35 score.

The Mountaineers scored the first five points of the second half to take a three-point lead. South Carolina responded with a 13-3 run to take a 52-45 advantage with 13:26 remaining. Ellington and Kacinas keyed the stretch with five and four points, respectively, in the stretch.

Appalachian responded with a 9-2 run to tie the game at 54 all and the teams traded baskets for a stretch. South Carolina built a nine-point margin after a Kacinas basket just after the final media timeout of the game.

Yet again, the Mountaineers finished the half with a flourish, pulling within two at 71-69 with only 19 seconds on the clock. The Gamecocks went 3-for-4 from the free throw line in the closing seconds to hold on for the 74-69 victory.

## GAME 11 - SOUTH CAROLINA 63, MANHATTAN 57 DEC. 19, 2012/BARCLAYS CENTER - BROOKLYN, N.Y.

**BROOKLYN, N.Y.** - The South Carolina men's basketball team (8-3) earned a 63-57 victory over Manhattan (3-7) on Saturday night in the Brooklyn Hoops Holiday Invitational at the Barclays Center in Brooklyn, N.Y. Junior guard Brenton Williams led a trio of Gamecocks in double-figures with 17 points in the win.

Freshman forward Michael Carrera tallied 13 on the night and junior guard Brian Richardson added 12 from the bench for the Gamecocks. Senior forward Lakeem Jackson came down with a game-high 11 rebounds as South Carolina out-rebounded Manhattan 42-23 on the night.

Three Jaspers registered double figures in the contest. Freshman forward Shane Richards scored a game-best 18 points off the bench while sophomore guard Donovan Kates added 13 and junior forward Rhameil Brown totaled 10. Brown also led Manhattan with nine boards.

Two early 3s from Williams and a lay-up and 3 from Carrera saw the Gamecocks hold an 11-3 upperhand with 16:25 on the clock in the opening half, which forced a timeout for the Jaspers. Manhattan responded out of the break, battling back with solid play underneath the basket with layups from graduate forward Roberto Colonette, senior guard Mohamed Koita and sophomore forward Emmy Andujar to near the score at 13-10 at the first media timeout of the contest.

The teams traded baskets through the midway point of the half before a 3 from Manhattan's Richards tied the contest at 16 with just over 11 minutes to go.

Richards sank another 3 with 10:18 on the clock for a 21-18 Jaspers lead, but Jackson and junior forward RJ Slawson connected on lay-ups through the seven-minute mark to give the Gamecocks a 22-21 lead.

The contest was close for the next several minutes, but consecutive 3s from Richardson with just over two minutes remaining in the half paced a 9-3 Carolina run through the last 2:37 of the half, which saw the Gamecocks take a 36-30 advantage into the locker room at the break.

Manhattan used a 6-2 run through the first four minutes of the second half to pull within two at 38-36 with 15:55 on the clock.

Slawson connected for a free throw near the 13-minute mark which began a 9-0 run for the Gamecocks, including two free throws from Williams following a called technical foul on the Manhattan bench. A three-point play from Richardson capped the run, which saw the Gamecocks hold a 48-41 advantage at the mid-point of the half.

Williams pushed the lead to 55-47 with 7:48 on the clock and added a 3 minutes later for a 58-49 Gamecocks upperhand.

Brown hit two layups to follow and the score stood at 58-51 with 3:31 on the clock. Jackson gave Carolina 60 with a lay-up, but Richards sank his sixth 3 of the contest with 2:06 remaining at the opposite end to pull the Jaspers within six at 60-54.

Koita sank a 3 with just over one minute to go, pulling Manhattan within 3, but solid play through the final minutes saw the Gamecocks escape with a 63-57 victory.

## GAME 12 - SOUTH CAROLINA 76, PRESBYTERIAN 60 DEC. 29, 2012/COLONIAL LIFE ARENA

**COLUMBIA, S.C.** - Junior guard Brian Richardson matched his season-high with 16 points to lead South Carolina to a 76-60 victory over Presbyterian on Saturday afternoon at Colonial Life Arena.

With the win, the Gamecocks improve to 9-3 on the season and extend their winning streak to a season-high four games. The Blue Hose drop to 2-11 overall.

Richardson was 5-of-8 from the floor and 3-of-5 from 3-point range as he reached double figures for the fourth consecutive game. He was one of four Gamecocks to score in double figures on the afternoon, as sophomore Damien Leonard (15), freshman Mindaugas Kacinas (13) and senior Lakeem Jackson (10) followed his lead.

Leonard also pulled down six rebounds, while guard Eric Smith dished out five assists with only one turnover. Junior forward RJ Slawson added five points, five rebounds and three blocks for Carolina.

Sophomore Jordan Downing led three Blue Hose in double figures with 19 points, while Khalid Mutakabbir (17) and Joshua Clyburn (10) also scored in double figures.

South Carolina built a 5-2 lead early after Richardson knocked down a trey from the right wing at the 17:15 mark of the first half, but the Blue Hose answered at the other end to pull to within 5-4 on a Clyburn jumper.

However, the Gamecocks pulled away to take an 18-6 lead with a 13-2 run capped by Kacinas layup with 11:11 remaining.

Presbyterian trimmed Carolina's lead to 22-14 with a jumper by Downing with 8:26 left, but that was as close as the Blue Hose would get, as the Gamecocks outscored Presbyterian 18-10 to close out the half and build a 40-24 lead heading into the locker room.

The Gamecocks scored at a 57.1 percent (16-of-28) clip in the first half, including a 5-of-8 effort from deep. Richardson led the charge with three 3-pointers on his way to 12 points for the half.

South Carolina pushed its lead to 49-29 by the 14:17 mark of the second half on a fastbreak jumper by Leonard.

Presbyterian refused to go away as it outscored the Gamecocks 25-14 during the next 10 minutes to trim Carolina's lead to 63-54 on a layup by Downing, but South Carolina buckled down and pulled away for the win by going on a 13-6 run to end the game.

The Gamecocks were without senior guard LaShay Page (academic issue) and freshman forward Michael Carrera (left hip injury) for the contest.

## GAME 10



Official Basketball Box Score -- Game Totals -- Final Statistics  
**Appalachian State vs South Carolina**  
12/19/12 5 p.m. at Columbia, S.C. (Colonial Life Arena)

### Appalachian State 69 • 2-8

#	Player		Total		3-Ptr		Rebounds				PF	TP	A	T	Bk	Stl	Min
			FG	FGA	FG	FGA	FT	FTA	Off	Def							
04	OBACHA, Michael	f	1-4	0-0	0-0	2	4	6	4	2	0	2	0	0	0	20	
11	HEALY, Nathan	f	2-6	1-2	2-2	4	4	8	4	7	2	2	0	4	33		
35	CANTY, Jay	f	5-11	0-1	6-6	2	6	8	3	16	1	5	0	0	28		
02	HAMILTON, Tab	g	1-8	0-5	3-4	0	0	0	2	5	0	1	0	0	31		
23	NEAL, Mike	g	6-14	2-4	2-4	3	4	7	2	16	7	3	0	2	36		
01	BASKIN, Tevin		6-17	1-1	3-3	2	2	4	5	16	1	2	4	0	26		
10	BURGESS, Chris		0-0	0-0	0-0	0	0	0	0	0	0	1	0	0	4		
13	TRICE, Jamaal		2-3	0-1	3-3	1	1	2	4	7	1	1	0	0	22		
Team						3	2	5									
Totals			23-63	4-14	19-22	17	23	40	24	69	12	17	4	6	200		

FG % 1st Half: 14-33 42.4% 2nd half: 9-30 30.0% Game: 23-63 36.5% Deadball Rebounds 2.1  
3FG % 1st Half: 0-6 0.0% 2nd half: 4-8 50.0% Game: 4-14 28.6%  
FT % 1st Half: 7-7 100.0 2nd half: 12-15 80.0% Game: 19-22 86.4%

### South Carolina 74 • 7-3

#	Player		Total		3-Ptr		Rebounds			PF	TP	A	T	Bk	Stl	Min	
			FG	FGA	FG	FGA	FT	FTA	Off								Def
25	KACINAS, Mindaugas	f	5	11	0	3	2	2	6	6	12	2	12	3	2	3	34
30	JACKSON, Lakeem	f	8	11	0	0	0	3	2	5	7	2	16	1	4	1	30
33	SLAWSON, RJ	f	3	6	1	1	2	2	2	1	3	4	9	0	2	0	13
00	PAGE, LaShay	g	1	9	0	3	5	5	0	2	2	1	7	0	1	0	23
05	SMITH, Eric	g	2	3	0	1	1	2	0	2	2	1	5	9	2	0	21
01	WILLIAMS, Brenton	g	3	4	2	2	3	5	0	1	1	2	11	4	1	1	28
02	RICHARDSON, Brian	1-4	0	3	0	0	0	0	2	2	2	2	0	0	2	0	11
14	CHATKEVICIUS, L.	1-1	0	0	0	0	0	0	1	1	1	2	0	0	0	0	6
23	ELLINGTON, Bruce	3-7	2	7	2	2	0	0	1	3	4	3	8	1	2	1	27
24	CARRERA, Michael	1-5	0	5	0	0	0	0	2	1	3	3	2	0	2	0	7
Team									0	0	0						
Totals			28	61	5	15	13	19	13	24	37	21	74	18	7	8	200

FG % 1st Half: 16-32 50.0% 2nd half: 12-29 41.4% Game: 28-61 45.9% Deadball Rebounds 2  
3FG % 1st Half: 4-9 44.4% 2nd half: 1-6 16.7% Game: 5-15 33.3%  
FT % 1st Half: 1-3 33.3% 2nd half: 12-16 75.0% Game: 13-19 68.4%

Officials: Antonio Petty, Lee Cassell, Tony Henderson  
Technical fouls: Appalachian State-None. South Carolina-None.  
Attendance: 8118

Score by periods	1st	2nd	Total
Appalachian State	35	34	69
South Carolina	37	37	74

Last FG - APP 2nd-00:19, SC 2nd-02:33.  
Largest lead - APP by 3 2nd-18:25, SC by 11 1st-06:38.

Score tied - 5 times.  
Lead changed - 4 times.

## GAME 11



Official Basketball Box Score -- Game Totals -- Final Statistics  
**Manhattan vs South Carolina**  
12/22/12 5:30 p.m. at Brooklyn, N.Y. (Barclays Center)

### Manhattan 57 • 3-7

#	Player	*	Total		3-Ptr		Rebounds			PF	TP	A	T	Bk	Stl	Min
			FG-FGA	FG-FGA	FT-FTA	Off	Def	Total								
05	Brown, Rhamel	*	4-5	0-0	2-10	4	5	9	5	10	0	1	3	4	30	
12	Stores, RaShawn	*	0-5	0-2	0-0	0	1	1	4	0	3	2	0	3	22	
13	Andujar, Emmy	*	2-3	0-1	0-0	0	1	1	2	4	1	3	0	0	25	
22	Koita, Mohamed	*	2-4	1-2	0-0	2	1	3	0	5	0	2	0	0	19	
33	Kates, Donovan	*	2-8	1-5	8-10	2	1	3	1	13	1	1	0	0	23	
00	Richards, Shane		6-12	6-11	0-0	0	0	0	3	18	1	0	0	1	23	
01	Jones, CJ		0-2	0-1	2-2	0	2	2	1	2	2	0	0	0	12	
10	McCoy, Ryan		0-1	0-1	0-0	0	0	0	1	0	2	0	0	0	12	
15	Lacey, Adam		0-0	0-0	0-0	0	0	0	0	0	0	0	0	0	1	
22	Colonette, Roberto		2-2	0-0	1-2	0	1	1	2	5	0	1	1	0	12	
31	Alvarado, Michael		0-3	0-1	0-0	1	0	1	2	0	6	1	0	4	21	
	Team					1	1	2								
Totals			18-45	8-24	13-24	10	13	23	21	57	16	13	4	13	200	

FG % 1st Half: 10-23 43.5% 2nd half: 8-22 36.4% Game: 18-45 40.0% Deadball Rebounds 6  
3FG % 1st Half: 4-14 28.6% 2nd half: 4-10 40.0% Game: 8-24 33.3%  
FT % 1st Half: 6-13 46.2% 2nd half: 7-11 63.6% Game: 13-24 54.2%

### South Carolina 63 • 8-3

#	Player	*	Total		3-Ptr		Rebounds			PF	TP	A	T	Bk	Stl	Min
			FG	F-GA	FT	F-FTA	Off	Def	Total							
01	WILLIAMS, Brenton	*	5-11	3-8	4-5	0	1	1	2	17	2	0	1	2	35	
05	SMITH, Eric	*	1-5	0-3	1-1	0	2	2	1	3	3	7	0	0	28	
24	CARRERA, Michael	*	4-7	1-1	4-6	3	4	7	3	13	1	4	0	0	26	
25	KACINAS, Mindaugas	*	0-1	0-0	0-0	0	1	1	3	0	0	1	0	0	16	
30	JACKSON, Lakeem	*	4-5	0-0	1-2	3	8	11	3	9	3	3	0	0	34	
02	RICHARDSON, Brian		3-13	2-7	4-5	2	1	3	3	12	0	0	1	0	23	
14	CHATKEVICIUS, L.		1-1	0-0	0-0	1	0	1	0	2	0	0	0	0	7	
23	LEONARD, Damien		0-2	0-1	0-0	0	1	1	3	0	1	1	0	1	13	
33	SLAWSON, RJ		2-4	0-0	3-6	2	2	4	1	7	0	1	0	2	18	
Team						8	3	11								
Totals				20-49	6-20	17-25	19	23	42	19	63	10	19	1	6	200

FG % 1st Half: 12-27 44.4% 2nd half: 8-22 36.4% Game: 20-49 40.8% Deadball Rebounds 4  
3FG % 1st Half: 5-13 38.5% 2nd half: 1-7 14.3% Game: 6-20 30.0%  
FT % 1st Half: 7-9 77.8% 2nd half: 10-16 62.5% Game: 17-25 68.0%

Officials: Jeff Smith, Steve McClunkins, Peter Juzenas  
Technical fouls: Manhattan-TEAM. South Carolina-None.  
Attendance: 7344  
BROOKLYN HOOPS Holiday Invitational Game Two  
Intentional Foul on #10 MAN 2:12 1st Half

Score by periods	1st	2nd	Total
Manhattan	30	27	57
South Carolina	36	27	63

Last FG - MAN 2nd-01:21, SC 2nd-02:26.  
Largest lead - MAN by 3 1st-19:41, SC by 11 2nd-04:59.

Score tied - 7 times.  
Lead changed - 5 times.

## GAME 12

Official Basketball Box Score -- Game Totals -- Final Statistics  
**Presbyterian vs South Carolina**  
12/29/12 1 p.m. at Columbia, S.C. (Colonial Life Arena)

### Presbyterian 60 • 2-11

#	Player		Total		3-Ptr		Rebounds			PF	TP	A	T	Bk	Stl	Min
			FG	FGA	FG	FGA	FT	FTA	Off							
01	CLYBURN, Joshua	f	4-7	0-0	2-3		3	4	7	2	10	0	3	0	2	29
02	McTAVISH, Ryan	g	2-7	0-1	0-0		1	1	2	3	4	1	1	0	0	29
03	DOWNING, Jordan	g	8-13	3-5	0-0		0	4	4	5	19	0	3	0	0	30
04	MUTAKABBIR, Khalid	g	7-16	0-5	3-4		1	2	3	1	17	4	4	1	2	38
05	WASHINGTON, Eric	g	0-0	0-0	0-0		0	0	0	0	0	2	1	0	0	11
06	CITRON, Matthew	g	0-0	0-0	0-0		0	0	0	0	0	0	0	0	0	1
07	ANDERSON, Austin		1-2	1-2	0-0		0	0	0	1	3	1	1	0	0	21
08	HARGRAVE, Ryan		1-1	0-0	2-2		0	4	4	4	4	2	1	0	0	11
10	McCRAY, Russell		0-0	0-0	0-0		0	0	0	0	0	0	0	0	0	1
13	TRUSS, William		0-3	0-0	3-4		0	2	2	2	3	0	0	2	1	27
15	THIBODEAUX, Jarvis		0-0	0-0	0-0		0	0	0	0	0	0	0	1	0	1
31	LAKE, Mac		0-0	0-0	0-0		0	0	0	0	0	0	0	0	0	1
	Team						2	1	3							

## GAME 13 - SOUTH CAROLINA 80, SC STATE 69 JAN. 5, 2013/COLONIAL LIFE ARENA

**COLUMBIA, S.C.** - In their final non-conference contest of the year, South Carolina (10-3) defeated South Carolina State (4-10) 80-69 on Saturday afternoon at Colonial Life Arena. Four Gamecocks reached double figures in the effort, with senior forward Lakeem Jackson tallying 16 to lead the way.

Jackson's 16 points equaled a season-high and the forward grabbed eight boards as well. Earning his second start in a row, junior guard Brian Richardson scored 15 for his fifth straight double-digit scoring effort. Junior guard Brenton Williams recorded 14 and sophomore guard Damien Leonard added 10 points and a career-high eight rebounds in his first start of the season. Freshman forward Mindaugas Kacinas notched his third double-digit rebounding game with 10 and junior guard Eric Smith dished out seven assists.

Junior forward Matthew Hezekiah turned in game-highs of 24 points and 14 rebounds in the effort for the Bulldogs. Junior guard Adama Adams also scored in double figures, registering 12. South Carolina State did not hit a three pointer in the contest.

Hezekiah scored six of the first eight for the Bulldogs and the visitors jumped out early at 10-2 and held an advantage for more than half of the first half.

The Gamecocks finally took a lead at 21-19 with 7:20 remaining before halftime when Kacinas put back a Jackson miss. Hezekiah drained a jumper to put the Bulldogs back up 21-20, the last lead of the day for South Carolina State.

South Carolina scored eight unanswered to take control of the game. The spurt started with the first of Leonard's two 3s in the final five minutes of the half and ended with a drive to the basket by Smith. The run expanded the South Carolina advantage to seven at 28-21.

Kacinas scored on a tip in at the buzzer to send South Carolina to the locker room with a 37-29 upper hand.

Out of the gate in the second half, the Gamecocks scored on four of their first five possessions to claim a 45-33 lead, prompting the Bulldogs to take a timeout.

South Carolina stretched their lead to 13 at 50-37 just after the first media break of the half and the Bulldogs responded with an 11-4 run over the next 2:52 to cut the lead to six at 54-48.

With South Carolina State trying to rally, but getting no closer than six, the Gamecocks rattled off an 8-2 run to take a double-digit lead again. Williams scored two straight baskets, the second of which was a successful three-point play. Richardson hit his first 3 of the night on the next possession giving the Gamecocks a 12-point cushion at 67-55 with 6:41 on the clock.

On a pair of Richardson free throws, South Carolina took a 14-point lead, the largest of the game at 77-63. In the final 3:01 of the game, the Bulldogs could not get closer than nine and the Gamecocks recorded the 80-69 victory.

## GAME 14 - MISS. STATE 56, SOUTH CAROLINA 54 JAN. 9, 2013/HUMPHREY COLISEUM

**STARKVILLE, Miss.** - South Carolina (10-4, 0-1 SEC) dropped their conference opener on the road to Mississippi State (6-7, 1-0 SEC) 56-54. Junior guard Brian Richardson netted 20 points on seven made shots and five made 3s, all career highs.

Richardson also led the Gamecocks in rebounding, coming down with a game-high eight. Junior guard Bruce Ellington also reached double figures for South Carolina, tallying 11. Junior guard Eric Smith added five assists. The Gamecocks out-rebounded the Bulldogs 38-29.

Freshman guard Craig Sword led the way for Mississippi State, scoring 18 and sophomore forward Roqueez Johnson added 14 in the effort. Junior forward Colin Borchert grabbed a team-high six rebounds. The Bulldogs scored 28 points off of 24 Gamecock turnovers and out-scored South Carolina 14-2 in transition.

The Gamecocks played solid defense early in the contest with both Ellington and Smith drawing a charge underneath the basket for Bulldog turnovers.

Carolina failed to convert on its first three possessions, but connected on the next four to hold a 10-4 lead at the first media timeout. Richardson was hot early, hitting his first two attempts from beyond the arc, coupled with a floater from Smith and a jumper from Ellington for the Gamecocks advantage.

Carolina scored 12 unanswered points before Mississippi State began to exploit the mounting Gamecock turnovers through the midway point of the half. The Bulldogs tied the contest at 12 on a 3-point play from Sword at the 12-minute mark.

In the next seven minutes of play, Carolina scored just two points to trail the Bulldogs 16-14 with 7:27 remaining in the half.

The Bulldogs struggled from the floor down with the first half winding down, but were solid from the free throw line and Ellington connected on two 3s late in the half to tie the contest at 26 at the break.

Carolina committed 13 turnovers in the first half, with the Bulldogs posting 15 points off those giveaways, to go along with 12 points in the paint. Mississippi State failed to hit a 3 in the first half, but connected on 10-of-14 from the free throw line.

Ellington hit his third 3 of the contest just seconds into the second half, and senior forward Lakeem Jackson added a lay-in at the 18:50 mark, which forced a Mississippi State timeout with the Gamecocks ahead 31-26.

Borchert connected on back-to-back layups for the Bulldogs and Sword followed with a 3-point play at the 16:40 mark to put the score at 34-33 Carolina.

The teams traded baskets through the next minutes of action before a 3 from Richardson pushed the Gamecocks lead to 42-37 with 12 minutes remaining.

Richardson connected on one from the free throw line at the 10:29 mark, but MSU battled back to within one until Richardson hit his fifth 3 of the game and added a jumper with just under eight minutes to go, putting the Gamecocks lead at six.

The score stood at 50-44 Gamecocks with just over five minutes on the clock, but Borchert hit two free throws for the Bulldogs, and the home team followed with lay-ups on three consecutive possessions to take a 52-50 upperhand with just over three minutes remaining.

## GAME 13



Official Basketball Box Score -- Game Totals -- Final Statistics  
**South Carolina State vs South Carolina**  
1/5/13 1:30 p.m. at Columbia, S.C. (Colonial Life Arena)

### South Carolina State 69 • 4-10

#	Player	Total		3-Ptr		Rebounds			PF	TP	A	TO	Bk	Stl	Min
		FG	FGA	FG	FGA	FT	FTA	Off Def Tot							
22	HEZEKIAH, Matthew	f	12-18	0-0	0-1	7	7	14	3	24	0	3	0	1	36
30	PALMER, Darryl	f	3-8	0-0	2-2	0	6	6	2	8	2	1	2	1	32
01	TOOMBS, Khalif	g	3-10	0-2	0-0	0	2	2	4	6	6	1	0	0	32
05	ADAMS, Adama	g	2-6	0-2	8-8	0	2	2	4	12	2	6	2	0	32
10	MYERS, Patrick	g	3-9	0-2	3-5	4	3	7	4	9	2	3	0	0	32
11	MITCHELL, Shaquille		0-2	0-0	3-4	1	2	3	3	3	1	1	0	0	18
13	HENRY, Phillip		0-0	0-0	0-0	0	1	1	0	0	0	0	0	0	5
24	LINTON, Terrence		0-1	0-1	0-0	0	0	0	0	0	0	0	0	0	1
33	RADOVIC, Luka		3-7	0-0	1-2	2	2	4	1	7	0	0	0	1	12
Team						1	2								
Totals			26-61	0-7	17-22	15	26	41	21	69	13	15	4	3	200

FG % 1st Half: 11-24 45.8% 2nd half: 15-37 40.5% Game: 26-61 42.6%  
3FG % 1st Half: 0-4 0.0% 2nd half: 0-3 0.0% Game: 0-7 0.0%  
FT % 1st Half: 7-9 77.8% 2nd half: 10-13 76.9% Game: 17-22 77.3%

Deadball  
Rebounds  
0.1

### South Carolina 80 • 10-3

#	Player	Total		3-Ptr		Rebounds			PF	TP	A	TO	Bk	Stl	Min
		FG	FGA	FG	FGA	FT	FTA	Off Def Tot							
25	KACINAS, Mindaugas	f	4-7	0-1	1-2	5	5	10	4	9	2	1	1	0	35
30	JACKSON, Lakeem	f	8-15	0-0	0-3	4	4	8	3	16	2	2	1	0	32
02	RICHARDSON, Brian	g	6-14	1-5	2-4	1	3	4	3	15	3	1	1	1	27
05	SMITH, Eric	g	2-6	0-1	1-2	2	2	4	0	5	7	3	0	0	35
32	LEONARD, Damien	g	3-14	2-6	2-2	6	6	8	2	10	1	2	0	1	29
01	WILLIAMS, Brenton		4-8	1-3	5-7	0	1	1	1	14	1	0	0	2	25
14	CHATKEVICIUS, L.		1-2	0-0	0-0	1	0	1	1	2	0	0	0	0	4
33	SLAWSON, RJ		4-5	0-0	1-1	0	1	1	4	9	0	0	0	0	13
Team						2	3	5							
Totals			32-71	4-16	12-21	17	25	42	18	80	16	9	3	4	200

FG % 1st Half: 15-36 41.7% 2nd half: 17-35 48.6% Game: 32-71 45.1%  
3FG % 1st Half: 3-10 30.0% 2nd half: 1-6 16.0% Game: 4-16 25.0%  
FT % 1st Half: 4-10 40.0% 2nd half: 8-11 72.7% Game: 12-21 57.1%

Deadball  
Rebounds  
4

Officials: Tony Greene, Mike Thibodeaux, Detric Taylor  
Technical fouls: South Carolina State-TEAM. South Carolina-None.  
Attendance: 7394

Score by periods	1st	2nd	Total
South Carolina State	29	40	69
South Carolina	37	43	80

	In	Off	2nd	Fast
Points	Paint	T/O	Chance	Break
SC	38	8	17	10
SC	48	20	19	5

Last FG - SC 2nd-01:13, SC 2nd-00:04.  
Largest lead - SC 1st-15:48, SC by 14 2nd-03:01.  
Lead changed - 3 times.

## GAME 14



Official Basketball Box Score -- Game Totals -- Final Statistics  
**South Carolina vs Mississippi State**  
01-09-13 7 p.m. at Starkville, Miss. (Humphrey Coliseum)

### South Carolina 54 • 10-4 (0-1)

#	Player	Total		3-Ptr		Rebounds			PF	TP	A	TO	Bk	Stl	Min
		FG	FGA	FG	FGA	FT	FTA	Off Def Tot							
25	KACINAS, Mindaugas	f	0-3	0-0	0-0	1	2	3	2	0	1	2	0	0	30
30	JACKSON, Lakeem	f	2-2	0-0	0-2	1	3	4	4	4	1	4	4	2	26
02	RICHARDSON, Brian	g	7-19	5-11	1-2	4	4	8	2	20	1	1	1	2	35
05	SMITH, Eric	g	4-7	0-1	0-1	1	2	3	1	8	5	2	0	0	35
23	ELLINGTON, Bruce	g	4-7	3-6	0-0	0	0	0	4	11	2	9	0	2	23
01	WILLIAMS, Brenton		1-4	0-1	0-0	0	1	1	0	2	0	1	0	1	6
14	CHATKEVICIUS, L.		1-4	0-1	2-2	3	3	6	2	4	0	3	0	0	18
24	CARRERA, Michael		1-3	0-0	0-0	1	2	3	3	2	0	0	0	0	7
32	LEONARD, Damien		0-2	0-1	0-0	0	2	2	0	0	0	1	0	0	12
33	SLAWSON, RJ		0-0	0-0	3-4	1	3	4	2	3	0	1	0	0	8
Team						1	3	4							
Totals			20-51	8-21	6-11	13	25	38	20	54	10	24	5	7	200

FG % 1st Half: 9-21 42.9% 2nd half: 11-30 36.7% Game: 20-51 39.2%  
3FG % 1st Half: 4-10 40.0% 2nd half: 4-11 36.4% Game: 8-21 38.1%  
FT % 1st Half: 4-7 57.1% 2nd half: 2-4 50.0% Game: 6-11 54.5%

Deadball  
Rebounds  
3

### Mississippi State 56 • 6-7 (1-0)

#	Player	Total		3-Ptr		Rebounds			PF	TP	A	TO	Bk	Stl	Min
		FG	FGA	FG	FGA	FT	FTA	Off Def Tot							
03	Colin Borchert	f	3-8	0-1	2-2	2	4	6	2	8	1	3	4	0	31
20	Gavin Ware	f	1-3	0-0	0-1	2	2	4	1	2	0	0	1	0	21
00	Jalen Steele	g	2-8	0-3	0-0	0	3	3	1	4	1	1	0	2	20
04	Trivante Bloodman	g	0-4	0-1	2-2	2	0	2	4	2	2	3	0	1	22
32	Craig Sword	g	6-11	0-1	6-8	1	2	3	3	18	2	7	1	2	28
01	Fred Thomas		4-11	0-4	0-2	0	2	2	0	8	1	1	0	5	33
24	Tyson Cunningham		0-1	0-0	0-0	1	2	3	1	0	1	0	1	3	19
25	Roqueez Johnson		3-3	0-0	8-10	1	2	3	3	14	0	2	1	1	26
Team						0	3	3							
Totals			19-49	0-10	18-25	9	20	29	15	56	8	17	8	14	200

FG % 1st Half: 8-26 30.8% 2nd half: 11-23 47.8% Game: 19-49 38.8%  
3FG % 1st Half: 0-7 0.0% 2nd half: 0-3 0.0% Game: 0-10 0.0%  
FT % 1st Half: 10-14 71.4% 2nd half: 8-11 72.7% Game: 18-25 72.0%

Deadball  
Rebounds  
3

Officials: Doug Shows, Rick Hartzell, Patrick Evans  
Technical fouls: South Carolina-None. Mississippi State-None.  
Attendance: 6034  
Actual Attendance: 4054

Score by periods	1st	2nd	Total
South Carolina	26	28	54
Mississippi State	26	30	56

	In	Off	2nd	Fast
Points	Paint	T/O	Chance	Break
MS	20	15	10	2
MS	34	28	6	14

Last FG - SC 2nd-00:17, MS 2nd-00:30.  
Largest lead - SC by 8 1st-14:52, MS by 4 1st-18:05.  
Score tied - 6 times.  
Lead changed - 6 times.



## #30 - LAKEEM JACKSON

**SENIOR | FORWARD | 6'5" | 235 | 3 LETTERS**

**CHARLOTTE, N.C./CHRIST SCHOOL**

### JACKSON'S CAREER HIGHS

#### POINTS

19 vs. Baylor (Jan. 2, 2010)

#### FIELD GOALS

9 vs. Baylor (Jan. 2, 2010)

#### FIELD GOAL ATTEMPTS

17 vs. Baylor (Jan. 2, 2010)

#### 3-POINT FIELD GOALS

1, three times, last vs. Vanderbilt (Jan. 8, 2011)

#### 3-POINT FIELD GOAL ATTEMPTS

4 vs. Alabama A&M (Nov. 13, 2009)

#### FREE THROWS

5 vs. Furman (Dec. 21, 2009)

#### FREE THROW ATTEMPTS

9, twice, last vs. Baylor (Jan. 2, 2010)

#### REBOUNDS

15, vs. Missouri State (Nov. 24, 2012)

#### ASSISTS

7, at Vanderbilt (Feb. 5, 2011)

#### BLOCKS

4, vs. Miss. State (Jan. 9, 2013)

#### STEALS

6 vs. Baylor (Jan. 2, 2010)

#### MINUTES PLAYED

44, vs. WKU (Nov. 27, 2010)

### JACKSON'S SEASON HIGHS

#### POINTS

16, twice, last vs. SC State (Jan. 5, 2013)

#### FIELD GOALS

8, twice, last vs. SC State (Jan. 5, 2013)

#### FIELD GOAL ATTEMPTS

15, vs. SC State (Jan. 5, 2013)

#### 3-POINT FIELD GOALS

-

#### 3-POINT FIELD GOAL ATTEMPTS

1, vs. Presbyterian (Dec. 29, 2012)

#### FREE THROWS

3, vs. Missouri State (Nov. 24, 2012)

#### FREE THROW ATTEMPTS

5, vs. Missouri State (Nov. 24, 2012)

#### REBOUNDS

15, vs. Missouri State (Nov. 24, 2012)

#### ASSISTS

5, twice, last vs. Jacksonville (Dec. 7, 2012)

#### BLOCKS

4, vs. Miss. State (Jan. 9, 2013)

#### STEALS

2, 3 times, last vs. Miss. State (Jan. 9, 2013)

#### MINUTES PLAYED

40, vs. Milwaukee (Nov. 11, 2012)

### 2012-13

Opponent	Date	GS	Min	FG-FGA	Pct	3FG-FGA	Pct	FT-FTA	Pct	Off	Def	Tot	Avg	PF	FO	A	TO	Blk	Stl	Pts	Avg
MILWAUKEE	11/11/12	*	40	6-10	.600	0-0	.000	0-1	.000	1	5	6	6.0	1	0	0	2	1	1	12	12.0
MORGAN STATE	11/16/12	*	34	3-5	.600	0-0	.000	2-4	.400	2	6	8	7.0	3	0	4	2	0	1	8	10.0
RIDER	11/19/12	*	32	7-8	.896	0-0	.000	0-0	.000	1	6	7	7.0	3	0	3	4	0	2	14	11.3
ELON	11/21/12	*	36	7-13	.639	0-0	.000	0-1	.333	6	4	10	7.8	2	0	2	2	2	2	10	12.0
vs. Missouri State	11/24/12	*	35	3-3	.667	0-0	.000	3-5	.455	2	2	4	7.0	4	0	2	3	0	0	9	11.4
vs. UALR	11/25/12	*	35	5-7	.674	0-0	.000	0-3	.357	5	10	15	8.3	0	0	5	3	2	0	10	11.2
at St. John's	11/29/12	*	20	3-7	.642	0-0	.000	0-1	.333	4	2	6	8.0	3	0	0	3	0	0	6	10.4
CLEMSON	12/2/12	*	33	2-5	.621	0-0	.000	0-0	.333	4	2	3	7.8	2	0	1	3	1	0	4	9.6
JACKSONVILLE	12/7/12	*	29	2-4	.613	0-0	.000	1-1	.375	1	6	7	7.7	1	0	5	3	1	1	5	9.1
APPALACHIAN ST	12/19/12	*	30	8-11	.630	0-0	.000	0-3	.316	2	5	7	7.6	2	0	1	4	1	0	16	9.8
vs. Manhattan	12/22/12	*	34	4-5	.641	0-0	.000	1-2	.333	3	8	11	7.9	3	0	3	3	0	0	9	9.7
PRESBYTERIAN	12/29/12	*	27	5-11	.618	0-1	.000	0-2	.304	3	1	4	7.6	4	0	2	0	0	0	10	9.8
SC STATE	1/5/13	*	32	8-15	.606	0-0	.000	0-3	.269	4	4	8	7.6	3	0	2	2	1	0	16	10.2
at Miss State	1/9/13	*	26	2-2	.613	0-0	.000	0-2	.250	1	3	4	7.4	4	0	1	4	4	2	4	9.8
AUBURN	1/12/13																				
at LSU	1/16/13																				
VANDERBILT	1/19/13																				
at Missouri	1/22/13																				
ARKANSAS	1/26/13																				
at Florida	1/30/13																				
GEORGIA	2/2/13																				
at Kentucky	2/5/13																				
TENNESSEE	2/10/13																				
LSU	2/14/13																				
at Alabama	2/16/13																				
OLE MISS	2/20/13																				
at Georgia	2/23/13																				
MISSOURI	2/28/13																				
at Texas A&M	3/2/13																				
MISS STATE	3/6/13																				
at Vanderbilt	3/9/13																				

### SEASON NOTES

Earned the start for the season opener vs. Milwaukee (Nov. 11), posting 12 points on 6-of-10 shooting; also collected six rebounds ... Collected a team high eight rebounds and four assists, while adding eight points in 34 minutes vs. Morgan State (Nov. 16) ... Posted second double-figure scoring game of the season vs. Rider (Nov. 19) with 14 points, also a team high seven rebounds and three assists ... Led the team in points (14) and rebounds (10) vs. Elon (Nov. 21) in collecting his second-career double-double and his first since the 2010-11 season opener ... Posted nine points and two assists in over-time victory vs. Missouri State (Nov. 24) ... Collected second double-double of the season with 10 points and a career high 15 rebounds vs. UALR (Nov. 25) ... Named to Hoops For Hope Classic All-Tournament Team ... Contributed six points and six rebounds vs. St. John's (Nov. 29) ... Team high six rebounds vs. Clemson (Dec. 2) ... Matched season high with five assists vs. Jacksonville (Dec. 7), also seven rebounds ... Posted a season high 16 points, while adding seven rebounds in win vs. App State (Dec. 19) ... Pulled down a game high 11 rebounds in victory vs. Manhattan (Dec. 22) ... Scored 10 points and collected four rebounds vs. Presbyterian (Dec. 29) in the 100th game of his career in the Garnet and Black ... Matched season high with 16 points vs. SC State (Jan. 5) ... Blocked a career high four shots at Miss. State (Jan. 9) ...

### CAREER STATISTICS

Season	GP-GS	Min	Avg	FG	FGA	Pct	3FG	3FGA	Pct	FT	FTA	Pct	Off	Def	Tot	Avg	PF	FO	Ast	TO	Blk	Stl	Pts	Avg
2009-10	31-30	827	26.7	104	206	.505	0	8	.000	16	59	.271	63	91	154	5.0	66	0	59	35	19	47	224	7.2
2010-11	26-25	731	28.1	87	182	.478	3	10	.300	26	62	.419	71	75	146	5.6	40	0	66	46	5	24	203	7.8
2011-12	31-12	526	17.0	43	91	.473	0	2	.000	12	32	.375	31	52	83	2.7	35	1	44	36	3	24	98	3.2
2012-13	14-14	443	31.6	65	106	.613	0	1	.000	7	28	.250	39	64	103	7.4	35	0	31	38	13	9	137	9.8
<b>Totals</b>	<b>102-81</b>	<b>2527</b>	<b>24.8</b>	<b>299</b>	<b>585</b>	<b>.511</b>	<b>3</b>	<b>21</b>	<b>.143</b>	<b>61</b>	<b>181</b>	<b>.337</b>	<b>204</b>	<b>282</b>	<b>486</b>	<b>4.8</b>	<b>176</b>	<b>1</b>	<b>200</b>	<b>155</b>	<b>40</b>	<b>104</b>	<b>662</b>	<b>6.5</b>

### CAREER SEC STATISTICS

Season	GP-GS	Min	Avg	FG	FGA	Pct	3FG	3FGA	Pct	FT	FTA	Pct	Off	Def	Tot	Avg	PF	FO	Ast	TO	Blk	Stl	Pts	Avg
2010	16-15	454	28.4	54	101	.535	0	0	.000	3	22	.136	33	48	81	5.1	41	0	32	19	5	21	111	6.9
2011	12-11	335	27.9	33	74	.446	1	3	.333	6	2	.273	30	28	58	4.8	17	0	25	22	1	4	73	6.1
2012	16-2	198	12.4	10	33	.303	0	0	.000	4	10	.400	10	19	29	1.8	12	0	13	11	0	10	24	1.5
2013	1-1	26	26.0	2	2	1.000	0	0	.000	0	2	.000	1	3	4	4.0	4	0	1	4	4	2	4	4.0
<b>Totals</b>	<b>45-29</b>	<b>1013</b>	<b>22.5</b>	<b>99</b>	<b>210</b>	<b>.471</b>	<b>1</b>	<b>3</b>	<b>.333</b>	<b>13</b>	<b>56</b>	<b>.232</b>	<b>74</b>	<b>98</b>	<b>172</b>	<b>3.8</b>	<b>74</b>	<b>0</b>	<b>71</b>	<b>56</b>	<b>10</b>	<b>37</b>	<b>212</b>	<b>4.7</b>





## #23 - BRUCE ELLINGTON

JUNIOR | GUARD | 5'9" | 197 | 2 LETTERS

MONCKS CORNER, S.C./BERKELEY

### ELLINGTON'S CAREER HIGHS

#### POINTS

31, at Furman (Dec. 22, 2010)

#### FIELD GOALS

11, at Furman (Dec. 22, 2010)

#### FIELD GOAL ATTEMPTS

23, at Furman (Dec. 22, 2010)

#### 3-POINT FIELD GOALS

6, twice, last vs. Vanderbilt (Jan. 8, 2011)

#### 3-POINT FIELD GOAL ATTEMPTS

13, twice, last vs. Tennessee (Feb. 16, 2011)

#### FREE THROWS

7, vs. Arkansas (Jan. 19, 2011)

#### FREE THROW ATTEMPTS

11, vs. Arkansas (Jan. 19, 2011)

#### REBOUNDS

8, vs. WKU (Nov. 27, 2010)

#### ASSISTS

8, vs. WKU (Nov. 27, 2010)

#### BLOCKS

1, 3 times, last vs. App State (Dec. 19, 2012)

#### STEALS

4, at Michigan State (Nov. 16, 2010)

#### MINUTES PLAYED

46, vs. WKU (Nov. 27, 2010)

### ELLINGTON'S SEASON HIGHS

#### POINTS

12, twice, last vs. Jacksonville (Dec. 7, 2012)

#### FIELD GOALS

4, twice, last vs. Miss. State (Jan. 9, 2013)

#### FIELD GOAL ATTEMPTS

10 vs. St. John's (Nov. 29, 2012)

#### 3-POINT FIELD GOALS

3, vs. Miss. State (Jan. 9, 2013)

#### 3-POINT FIELD GOAL ATTEMPTS

6, vs. Miss. State (Jan. 9, 2013)

#### FREE THROWS

6, vs. Jacksonville (Dec. 7, 2012)

#### FREE THROW ATTEMPTS

10, vs. Jacksonville (Dec. 7, 2012)

#### REBOUNDS

4, vs. Jacksonville (Dec. 7, 2012)

#### ASSISTS

2, twice, last vs. Miss. State (Jan. 9, 2013)

#### BLOCKS

1, vs. Appalachian State (Dec. 19, 2012)

#### STEALS

2, vs. Miss. State (Jan. 9, 2013)

#### MINUTES PLAYED

29 vs. St. John's (Nov. 29, 2012)

### 2012-13

Opponent	Date	GS	Min	FG-FGA	Pct	3FG-FGA	Pct	FT-FTA	Pct	Off	Def	Tot	Avg	PF	FO	A	TO	Blk	Stl	Pts	Avg
MILWAUKEE	11/11/12	-	-	-	-	-	-	DNP - Football	-	-	-	-	-	-	-	-	-	-	-	-	-
MORGAN STATE	11/16/12	-	-	-	-	-	-	DNP - Football	-	-	-	-	-	-	-	-	-	-	-	-	-
RIDER	11/19/12	-	-	-	-	-	-	DNP - Football	-	-	-	-	-	-	-	-	-	-	-	-	-
ELON	11/21/12	-	-	-	-	-	-	DNP - Football	-	-	-	-	-	-	-	-	-	-	-	-	-
vs. Missouri State	11/24/12	-	-	-	-	-	-	DNP - Football	-	-	-	-	-	-	-	-	-	-	-	-	-
vs. UALR	11/25/12	-	-	-	-	-	-	DNP - Football	-	-	-	-	-	-	-	-	-	-	-	-	-
at St. John's	11/29/12	29	3-10	.300	0-4	.000	1-2	.500	1	0	1	1.0	1	0	0	3	0	0	7	7.0	
CLEMSON	12/2/12	27	4-9	.368	0-2	.000	4-5	.714	0	3	3	2.0	4	0	2	5	0	1	12	9.5	
JACKSONVILLE	12/7/12	25	3-7	.385	0-1	.000	6-10	.647	0	4	4	2.7	2	0	1	2	0	1	12	10.3	
APPALACHIAN ST	12/19/12	27	3-7	.394	2-2	.222	0-0	.647	1	3	4	3.0	3	0	1	2	1	1	8	9.8	
vs. Manhattan	12/22/12	-	-	-	-	-	-	DNP - Football	-	-	-	-	-	-	-	-	-	-	-	-	-
PRESBYTERIAN	12/29/12	-	-	-	-	-	-	DNP - Football	-	-	-	-	-	-	-	-	-	-	-	-	-
SC STATE	1/5/13	-	-	-	-	-	-	DNP - coach's decision	-	-	-	-	-	-	-	-	-	-	-	-	-
at Miss State	1/9/13	-	-	-	-	-	-	-	-	-	-	-	-	-	-	-	-	-	-	-	-
AUBURN	1/12/13	-	-	-	-	-	-	-	-	-	-	-	-	-	-	-	-	-	-	-	-
at LSU	1/16/13	-	-	-	-	-	-	-	-	-	-	-	-	-	-	-	-	-	-	-	-
VANDERBILT	1/19/13	-	-	-	-	-	-	-	-	-	-	-	-	-	-	-	-	-	-	-	-
at Missouri	1/22/13	-	-	-	-	-	-	-	-	-	-	-	-	-	-	-	-	-	-	-	-
ARKANSAS	1/26/13	-	-	-	-	-	-	-	-	-	-	-	-	-	-	-	-	-	-	-	-
at Florida	1/30/13	-	-	-	-	-	-	-	-	-	-	-	-	-	-	-	-	-	-	-	-
GEORGIA	2/2/13	-	-	-	-	-	-	-	-	-	-	-	-	-	-	-	-	-	-	-	-
at Kentucky	2/5/13	-	-	-	-	-	-	-	-	-	-	-	-	-	-	-	-	-	-	-	-
TENNESSEE	2/10/13	-	-	-	-	-	-	-	-	-	-	-	-	-	-	-	-	-	-	-	-
LSU	2/14/13	-	-	-	-	-	-	-	-	-	-	-	-	-	-	-	-	-	-	-	-
at Alabama	2/16/13	-	-	-	-	-	-	-	-	-	-	-	-	-	-	-	-	-	-	-	-
OLE MISS	2/20/13	-	-	-	-	-	-	-	-	-	-	-	-	-	-	-	-	-	-	-	-
at Georgia	2/23/13	-	-	-	-	-	-	-	-	-	-	-	-	-	-	-	-	-	-	-	-
MISSOURI	2/28/13	-	-	-	-	-	-	-	-	-	-	-	-	-	-	-	-	-	-	-	-
at Texas A&M	3/2/13	-	-	-	-	-	-	-	-	-	-	-	-	-	-	-	-	-	-	-	-
MISS STATE	3/6/13	-	-	-	-	-	-	-	-	-	-	-	-	-	-	-	-	-	-	-	-
at Vanderbilt	3/9/13	-	-	-	-	-	-	-	-	-	-	-	-	-	-	-	-	-	-	-	-

### SEASON NOTES

Joined the basketball team for practice on Nov. 27 and will continue with practices and games until the start of bowl practice for the Gamecock football squad ... Ellington is currently the top receiver for the Carolina football team with 38 catches for 564 yards and six TD's, including two TD's last weekend vs. Clemson ... Ellington also handles kickoff returns for the football squad (averages 22.2 yards per return in 2012) ... He posted back-to-back 100 receiving yards vs. Tennessee (Oct. 27), and Arkansas (Nov. 10), and caught seven passes vs. Clemson for 72 yards on Nov. 24 ... In his first basketball contest of the season vs. St. John's (Nov. 29), played a team high 29 minutes and scored seven points ... Posted 12 points off the bench and first two assists of the season vs. Clemson (Dec. 2) ... Scored 12 points vs. Jacksonville (Dec. 7), collecting a season high four rebounds in 25 minutes played ... Saw action vs. Appalachian State (Dec. 19), scoring eight points off the bench ... Will return to basketball following the Outback Bowl on Jan. 1 ... Returned to the court vs. Mississippi State (Jan. 9), posting 11 points and two assists, but committing nine turnovers ...

### CAREER STATISTICS

Season	GP-GS	Min	Avg	FG	FGA	Pct	3FG	3FGA	Pct	FT	FTA	Pct	Off	Def	Tot	Avg	PF	FO	Ast	TO	Blk	Stl	Pts	Avg
2010-11	30-30	928	30.9	138	423	.326	61	198	.308	47	74	.635	25	75	100	3.3	75	0	97	87	0	31	384	12.8
2011-12	24-15	697	29.0	100	280	.357	39	118	.331	26	34	.765	18	37	55	2.3	53	0	74	54	2	16	265	11.0
2012-13	5-1	131	26.2	17	40	.425	5	15	.333	11	17	.647	2	10	12	2.4	14	0	6	20	1	5	50	10.0
<b>Totals</b>	<b>59-46</b>	<b>1756</b>	<b>29.8</b>	<b>255</b>	<b>743</b>	<b>.343</b>	<b>105</b>	<b>331</b>	<b>.317</b>	<b>84</b>	<b>125</b>	<b>.672</b>	<b>45</b>	<b>122</b>	<b>167</b>	<b>2.8</b>	<b>142</b>	<b>0</b>	<b>177</b>	<b>161</b>	<b>3</b>	<b>52</b>	<b>699</b>	<b>11.8</b>

### CAREER SEC STATISTICS

Season	GP-GS	Min	Avg	FG	FGA	Pct	3FG	3FGA	Pct	FT	FTA	Pct	Off	Def	Tot	Avg	PF	FO	Ast	TO	Blk	Stl	Pts	Avg
2011	16-16	500	31.3	69	237	.291	31	122	.254	23	35	.657	18	32	50	3.1	41	0	42	43	0	14	192	12.0
2012	16-14	511	31.9	72	209	.344	26	85	.306	18	24	.750	14	28	42	2.6	34	0	58	40	1	14	188	11.8
2013	1-1	23	23.0	4	7	.571	3	6	.500	0	0	.000	0	0	0	0.0	4	0	2	9	0	2	11	11.0
<b>Totals</b>	<b>33-31</b>	<b>1034</b>	<b>31.3</b>	<b>145</b>	<b>453</b>	<b>.320</b>	<b>60</b>	<b>213</b>	<b>.282</b>	<b>41</b>	<b>59</b>	<b>.695</b>	<b>32</b>	<b>60</b>	<b>92</b>	<b>2.8</b>	<b>79</b>	<b>0</b>	<b>102</b>	<b>92</b>	<b>1</b>	<b>30</b>	<b>391</b>	<b>11.8</b>



## #2 - BRIAN RICHARDSON

JUNIOR | GUARD | 6'4" | 175 | 2 LETTERS

WILSON, N.C./GREENFIELD SCHOOL

### RICHARDSON'S CAREER HIGHS

#### POINTS

20, vs. Miss. State (Jan. 9, 2013)

#### FIELD GOALS

7, vs. Miss. State (Jan. 9, 2013)

#### FIELD GOAL ATTEMPTS

19, vs. Miss. State (Jan. 9, 2013)

#### 3-POINT FIELD GOALS

5, twice, last vs. Miss. State (Jan. 9, 2013)

#### 3-POINT FIELD GOAL ATTEMPTS

11, vs. Miss. State (Jan. 9, 2013)

#### FREE THROWS

7, vs. Delaware State (12/1/10)

#### FREE THROW ATTEMPTS

8, vs. Delaware State (12/1/10)

#### REBOUNDS

8, vs. Elon (Nov. 21, 2012)

#### ASSISTS

6, vs. Rider (Nov. 19, 2012)

#### BLOCKS

2, vs. Appalachian State (Dec. 19, 2012)

#### STEALS

2, six times, last vs. Miss. State (Jan. 9, 2013)

#### MINUTES PLAYED

38, vs. Missouri State (Nov. 24, 2012)

### RICHARDSON'S SEASON HIGHS

#### POINTS

20, vs. Miss. State (Jan. 9, 2013)

#### FIELD GOALS

7, vs. Miss. State (Jan. 9, 2013)

#### FIELD GOAL ATTEMPTS

19, vs. Miss. State (Jan. 9, 2013)

#### 3-POINT FIELD GOALS

5, vs. Miss. State (Jan. 9, 2013)

#### 3-POINT FIELD GOAL ATTEMPTS

11, vs. Miss. State (Jan. 9, 2013)

#### FREE THROWS

4, vs. Manhattan (Dec. 22, 2012)

#### FREE THROW ATTEMPTS

5, vs. Manhattan (Dec. 22, 2012)

#### REBOUNDS

8, twice, last vs. Miss. State (Jan. 9, 2013)

#### ASSISTS

6, vs. Rider (Nov. 19, 2012)

#### BLOCKS

2, vs. Appalachian State (Dec. 19, 2012)

#### STEALS

2, vs. Miss. State (Jan. 9, 2013)

#### MINUTES PLAYED

38, vs. Missouri State (Nov. 24, 2012)

### 2012-13

Opponent	Date	GS	Min	FG-FGA	Pct	3FG-FGA	Pct	FT-FTA	Pct	Off	Def	Tot	Avg	PF	FO	A	TO	Blk	Stl	Pts	Avg
MILWAUKEE	11/11/12	20	3-3	1.000	0-0	.000	0-0	.000	0	0	0	0	0.0	3	0	2	3	1	1	6	6.0
MORGAN STATE	11/16/12	20	4-6	.778	2-3	.667	0-0	.000	1	2	3	1.5	4	0	1	1	0	0	10	8.0	
RIDER	11/19/12	27	2-5	.643	1-3	.500	3-3	1.000	3	1	4	2.3	0	0	6	2	1	0	8	8.0	
ELON	11/21/12	30	2-12	.423	1-6	.333	2-2	1.000	2	6	8	3.8	3	0	4	1	1	1	7	7.8	
vs. Missouri State	11/24/12	38	5-7	.485	4-6	.444	0-0	1.000	0	4	4	3.8	2	0	0	1	1	0	14	9.0	
vs. UALR	11/25/12	19	0-3	.444	0-1	.421	0-0	1.000	0	0	0	3.2	4	0	1	1	0	0	0	7.5	
at St. John's	11/29/12	14	2-7	.419	2-5	.417	3-3	1.000	0	2	2	3.0	2	0	2	1	0	0	8	7.6	
CLEMSON	12/2/12	4	0-3	.391	0-1	.400	1-2	.889	0	0	0	2.6	0	0	0	0	1	0	1	6.8	
JACKSONVILLE	12/7/12	12	5-6	.442	4-4	.483	2-2	.909	0	1	1	2.4	1	0	0	0	0	0	0	16.8	
APPALACHIAN ST	12/19/12	11	1-4	.429	0-3	.438	0-0	.909	0	2	2	2.4	2	0	4	1	1	1	11	7.2	
vs. Manhattan	12/22/12	23	3-13	.391	2-7	.410	4-5	.875	2	1	3	2.5	3	0	0	1	0	1	12	7.6	
PRESBYTERIAN	12/29/12	*	34	5-8	.416	3-5	.432	3-4	.850	1	4	5	2.7	0	0	2	1	0	0	16	8.3
SC STATE	1/5/13	*	27	6-14	.418	1-5	.408	2-4	.792	1	3	4	2.8	3	0	3	1	1	1	15	8.8
at Miss State	1/9/13	*	35	7-19	.409	5-11	.417	1-2	.769	4	4	8	3.1	2	0	1	1	1	2	20	9.6
AUBURN	1/12/13																				
at LSU	1/16/13																				
VANDERBILT	1/19/13																				
at Missouri	1/22/13																				
ARKANSAS	1/26/13																				
at Florida	1/30/13																				
GEORGIA	2/2/13																				
at Kentucky	2/5/13																				
TENNESSEE	2/10/13																				
LSU	2/14/13																				
at Alabama	2/16/13																				
OLE MISS	2/20/13																				
at Georgia	2/23/13																				
MISSOURI	2/28/13																				
at Texas A&M	3/2/13																				
MISS STATE	3/6/13																				
at Vanderbilt	3/9/13																				

### SEASON NOTES

Scored six points on a perfect 3-of-3 shooting from the field in the season opener vs. Milwaukee (Nov. 11) ... High scorer off the bench with 10 points on 4-of-6 shooting from the field vs. Morgan State (Nov. 16) ... Dished a career high six assists and scored eight points in 27 minutes off the bench vs. Rider (Nov. 19) ... Posted another team best with four assists vs. Elon (Nov. 21), while collecting a career high eight rebounds ... Scored a season high 14 points vs. Missouri State (Nov. 24), hitting four 3s in the contest, playing a career high 38 minutes in the contest ... Dished one assist vs. UALR (Nov. 25) ... Scored eight points and collected two rebounds vs. St. John's (Nov. 29) ... Posted one steal vs. Clemson (Dec. 2) ... Posted 16 points, including a perfect 4-of-4 effort from 3-point range vs. Jacksonville (Dec. 7) in just 12 minutes played ... Posted a career high two blocks vs. Appalachian State (Dec. 19) ... Posted third-straight double-figure scoring game with 12 points in win vs. Manhattan (Dec. 22) ... Posted a team high 16 points vs. Presbyterian in his first start of the season (Dec. 29) ... Collected fifth-straight double-figure scoring game with 15 points, while adding three assists vs. SC State (Jan. 5) ... Had a career night in SEC opener at Miss. State (Jan. 9), posting a career high 20 points on seven made shots, including five 3s ...

### CAREER STATISTICS

Season	GP-GS	Min	Avg	FG	FGA	Pct	3FG	3FGA	Pct	FT	FTA	Pct	Off	Def	Tot	Avg	PF	FO	Ast	TO	Blk	Stl	Pts	Avg
2010-11	30-24	582	19.4	53	158	.335	41	122	.336	30	44	.682	5	43	48	1.6	57	1	16	29	6	20	177	5.9
2011-12	25-2	307	12.3	29	97	.299	14	60	.233	7	11	.636	8	17	25	1.0	30	0	10	15	1	6	79	3.2
2012-13	14-3	313	22.4	45	110	.409	25	60	.417	20	26	.769	14	30	44	3.1	29	0	22	18	8	7	135	9.6
<b>Totals</b>	<b>69-29</b>	<b>1202</b>	<b>17.4</b>	<b>127</b>	<b>365</b>	<b>.348</b>	<b>80</b>	<b>242</b>	<b>.331</b>	<b>57</b>	<b>81</b>	<b>.704</b>	<b>27</b>	<b>90</b>	<b>117</b>	<b>1.7</b>	<b>116</b>	<b>1</b>	<b>48</b>	<b>62</b>	<b>15</b>	<b>33</b>	<b>391</b>	<b>5.7</b>

### CAREER SEC STATISTICS

Season	GP-GS	Min	Avg	FG	FGA	Pct	3FG	3FGA	Pct	FT	FTA	Pct	Off	Def	Tot	Avg	PF	FO	Ast	TO	Blk	Stl	Pts	Avg
2011	16-11	258	16.1	19	68	.276	16	50	.320	10	18	.556	4	18	22	1.4	31	1	3	15	3	11	64	4.0
2012	10-2	92	9.2	8	27	.296	5	17	.294	5	8	.625	2	3	5	0.5	12	0	1	3	0	1	26	2.6
2013	1-1	35	35.0	7	19	.368	5	11	.455	1	2	.500	4	4	8	8.0	2	0	1	1	1	2	20	20.0
<b>Totals</b>	<b>27-14</b>	<b>385</b>	<b>14.3</b>	<b>34</b>	<b>114</b>	<b>.298</b>	<b>26</b>	<b>78</b>	<b>.333</b>	<b>16</b>	<b>28</b>	<b>.571</b>	<b>10</b>	<b>25</b>	<b>35</b>	<b>1.3</b>	<b>45</b>	<b>1</b>	<b>5</b>	<b>19</b>	<b>4</b>	<b>14</b>	<b>110</b>	<b>4.1</b>



## #33 - RJ SLAWSON

**JUNIOR | FORWARD | 6'8" | 220 | 2 LETTERS**  
**CHARLESTON, S.C./FORT DORCHESTER**

### SLAWSON'S CAREER HIGHS

#### POINTS

13, vs. North Carolina (Nov. 25, 2011)

#### FIELD GOALS

6, vs. North Carolina (Nov. 25, 2011)

#### FIELD GOAL ATTEMPTS

10, vs. North Carolina (Nov. 25, 2011)

#### 3-POINT FIELD GOALS

2, 4 times, last vs. SC State (Jan. 3, 2012)

#### 3-POINT FIELD GOAL ATTEMPTS

4, vs. SC State (Jan. 3, 2012)

#### FREE THROWS

4, 3 times, last vs. Providence (Dec. 1, 2011)

#### FREE THROW ATTEMPTS

6, twice, last vs. Manhattan (Dec. 22, 2012)

#### REBOUNDS

14, vs. North Carolina (Nov. 25, 2011)

#### ASSISTS

3, twice, last vs. Rider (Nov. 19, 2012)

#### BLOCKS

4, vs. North Carolina (Nov. 25, 2011)

#### STEALS

3, vs. SC State (Jan. 3, 2012)

#### MINUTES PLAYED

31, vs. North Carolina (Nov. 25, 2011)

### SLAWSON'S SEASON HIGHS

#### POINTS

10, vs. Morgan State (Nov. 16, 2012)

#### FIELD GOALS

4, twice, last vs. SC State (Jan. 5, 2013)

#### FIELD GOAL ATTEMPTS

7, vs. Morgan State (Nov. 16, 2012)

#### 3-POINT FIELD GOALS

1, vs. Appalachian State (Dec. 19, 2012)

#### 3-POINT FIELD GOAL ATTEMPTS

2, vs. Missouri State (Nov. 24, 2012)

#### FREE THROWS

3, twice, last vs. Manhattan (Dec. 22, 2012)

#### FREE THROW ATTEMPTS

6, vs. Manhattan (Dec. 22, 2012)

#### REBOUNDS

8, vs. Elon (Nov. 21, 2012)

#### ASSISTS

3, vs. Rider (Nov. 19, 2012)

#### BLOCKS

3, vs. Presbyterian (Dec. 29, 2012)

#### STEALS

2, twice, last vs. Manhattan (Dec. 22, 2012)

#### MINUTES PLAYED

26, vs. Morgan State (Nov. 16, 2012)

### 2012-13

Opponent	Date	GS	Min	FG-FGA	Pct	3FG-FGA	Pct	FT-FTA	Pct	Off	Def	Tot	Avg	PF	FO	A	TO	Blk	Stl	Pts	Avg
MILWAUKEE	11/11/12	*	14	0-1	.000	0-0	.000	0-0	.000	0	2	2	2.0	1	0	0	0	0	0	0	0.0
MORGAN STATE	11/16/12	*	26	4-7	.500	0-0	.000	2-2	1.000	6	1	7	4.5	5	1	2	3	1	1	10	5.0
RIDER	11/19/12	*	19	0-3	.364	0-1	.000	2-2	1.000	2	1	3	4.0	4	0	3	2	0	0	2	4.0
ELON	11/21/12	*	24	2-4	.400	0-0	.000	3-4	.875	4	4	8	5.0	4	0	1	2	1	1	7	4.8
vs. Missouri State	11/24/12	*	15	0-4	.316	0-2	.000	0-0	.875	0	4	4	4.8	4	0	0	1	1	0	0	3.8
vs. UALR	11/25/12	*	17	2-4	.348	0-1	.000	0-0	.875	2	2	4	4.7	5	1	1	2	1	2	4	3.8
at St. John's	11/29/12	*	21	2-2	.400	0-0	.000	2-4	.750	3	1	4	4.6	2	0	0	1	0	1	6	4.1
CLEMSON	12/2/12	*	13	1-2	.407	0-0	.000	0-1	.692	1	2	3	4.4	4	0	1	0	1	0	2	3.9
JACKSONVILLE	12/7/12	*	10	1-4	.387	0-0	.000	2-4	.647	2	0	2	4.1	4	0	1	1	1	0	4	3.9
APPALACHIAN ST	12/19/12	*	13	3-6	.405	1-1	.200	2-2	.684	2	1	3	4.0	4	0	0	2	0	1	9	4.4
vs. Manhattan	12/22/12		18	2-4	.415	0-0	.200	3-6	.640	2	2	4	4.0	1	0	0	1	0	2	7	4.6
PRESBYTERIAN	12/29/12		16	1-4	.400	0-0	.200	3-4	.655	3	2	5	4.1	3	0	1	0	3	1	5	4.7
SC STATE	1/5/13		13	4-5	.440	0-0	.200	1-1	.667	0	1	1	3.8	4	0	0	0	0	0	9	5.0
at Miss State	1/9/13		8	0-0	.440	0-0	.200	3-4	.676	1	3	4	3.9	2	0	0	1	0	0	3	4.9
AUBURN	1/12/13																				
at LSU	1/16/13																				
VANDERBILT	1/19/13																				
at Missouri	1/22/13																				
ARKANSAS	1/26/13																				
at Florida	1/30/13																				
GEORGIA	2/2/13																				
at Kentucky	2/5/13																				
TENNESSEE	2/10/13																				
LSU	2/14/13																				
at Alabama	2/16/13																				
OLE MISS	2/20/13																				
at Georgia	2/23/13																				
MISSOURI	2/28/13																				
at Texas A&M	3/2/13																				
MISS STATE	3/6/13																				
at Vanderbilt	3/9/13																				

### SEASON NOTES

Earned the start in season opener vs. Milwaukee (Nov. 11), pulled down just two rebounds in 14 minutes ... Posted 10 points and seven rebounds, including six on the offensive glass, vs. Morgan State (Nov. 16) ... Matched career high with three assists vs. Rider (Nov. 19) ... Collected a season high eight rebounds vs. Elon (Nov. 21) ... Collected four rebounds vs. Missouri State (Nov. 24) ... Scored four points, collected four rebounds and earned two steals vs. UALR (Nov. 25) ... Posted six points and four rebounds vs. St. John's (Nov. 29) ... Collected three rebounds vs. Clemson (Dec. 2) ... Scored four points and posted one block vs. Jacksonville (Dec. 7) ... Was in foul trouble early vs. the Dolphins, collecting three fouls in first eight minutes of the contest ... Posted nine points in victory vs. Appalachian State (Dec. 19) ... Scored seven points and pulled down four rebounds with two steals vs. Manhattan (Dec. 22) ... Blocked a season high three shots vs. Presbyterian (Dec. 29) ... Scored nine points off the bench vs. SC State (Jan. 5) ... Collected four rebounds and scored three points, all from the foul line, in SEC opener at Miss. State (Jan. 9) ...

### CAREER STATISTICS

Season	GP-GS	Min	Avg	FG	FGA	Pct	3FG	3FGA	Pct	FT	FTA	Pct	Off	Def	Tot	Avg	PF	FO	Ast	TO	Blk	Stl	Pts	Avg
2010-11	28-0	252	9.0	24	58	.414	6	19	.316	9	11	.818	22	37	59	2.1	40	1	4	14	5	7	63	2.3
2011-12	31-5	553	17.8	52	119	.437	11	41	.268	23	37	.622	50	73	123	4.0	81	1	18	31	20	23	138	4.5
2012-13	14-10	227	16.2	22	50	.440	1	5	.200	23	34	.676	28	26	54	3.9	47	2	10	16	9	9	68	4.9
<b>Totals</b>	<b>73-15</b>	<b>1032</b>	<b>14.1</b>	<b>98</b>	<b>227</b>	<b>.432</b>	<b>18</b>	<b>65</b>	<b>.277</b>	<b>55</b>	<b>82</b>	<b>.671</b>	<b>100</b>	<b>136</b>	<b>236</b>	<b>3.2</b>	<b>168</b>	<b>4</b>	<b>32</b>	<b>61</b>	<b>34</b>	<b>39</b>	<b>269</b>	<b>3.7</b>

### CAREER SEC STATISTICS

Season	GP-GS	Min	Avg	FG	FGA	Pct	3FG	3FGA	Pct	FT	FTA	Pct	Off	Def	Tot	Avg	PF	FO	Ast	TO	Blk	Stl	Pts	Avg
2011	15-0	153	10.2	11	32	.344	4	11	.364	4	4	1.000	11	20	31	2.1	27	1	0	4	2	4	30	2.0
2012	16-5	256	16.0	19	46	.413	3	17	.176	9	14	.643	23	27	50	3.1	40	0	7	16	5	10	50	3.1
2013	1-0	8	8.0	0	0	.000	0	0	.000	3	4	.750	1	3	4	4.0	2	0	0	1	0	0	3	3.0
<b>Totals</b>	<b>32-5</b>	<b>417</b>	<b>13.0</b>	<b>30</b>	<b>78</b>	<b>.385</b>	<b>7</b>	<b>28</b>	<b>.250</b>	<b>16</b>	<b>22</b>	<b>.727</b>	<b>35</b>	<b>50</b>	<b>85</b>	<b>2.7</b>	<b>69</b>	<b>1</b>	<b>7</b>	<b>21</b>	<b>7</b>	<b>14</b>	<b>83</b>	<b>2.6</b>



## #5 - ERIC SMITH

**JUNIOR | GUARD | 5'11" | 205 | 2 LETTERS**  
**MULLINS, S.C./CHRIST SCHOOL**

### SMITH'S CAREER HIGHS

#### POINTS

18, vs. Tenn. State (Nov. 20, 2011)

#### FIELD GOALS

6, twice, last vs. Providence (Dec. 1, 2011)

#### FIELD GOAL ATTEMPTS

13, vs. Providence (Dec. 1, 2011)

#### 3-POINT FIELD GOALS

5, vs. Tenn. State (Nov. 20, 2011)

#### 3-POINT FIELD GOAL ATTEMPTS

8, vs. Providence (Dec. 1, 2011)

#### FREE THROWS

6, vs. Morgan State (Nov. 16, 2012)

#### FREE THROW ATTEMPTS

9, vs. Morgan State (Nov. 16, 2012)

#### REBOUNDS

3, 10 times, vs. Jacksonville (Dec. 7, 2012)

#### ASSISTS

9, vs. Appalachian State (Dec. 19, 2012)

#### BLOCKS

1, vs. Milwaukee (Nov. 12, 2012)

#### STEALS

3, vs. UALR (Nov. 25, 2012)

#### MINUTES PLAYED

38, vs. Milwaukee (Nov. 11, 2012)

### SMITH'S SEASON HIGHS

#### POINTS

17, vs. Morgan State (Nov. 16, 2012)

#### FIELD GOALS

5, vs. Morgan State (Nov. 16, 2012)

#### FIELD GOAL ATTEMPTS

9, vs. Morgan State (Nov. 16, 2012)

#### 3-POINT FIELD GOALS

1, 5 times, last vs. Jacksonville (Dec. 7, 2012)

#### 3-POINT FIELD GOAL ATTEMPTS

4, vs. St. John's (Nov. 29, 2012)

#### FREE THROWS

6, vs. Morgan State (Nov. 16, 2012)

#### FREE THROW ATTEMPTS

9, vs. Morgan State (Nov. 16, 2012)

#### REBOUNDS

3, 3 times, last vs. Jacksonville (Dec. 7, 2012)

#### ASSISTS

9, vs. Appalachian State (Dec. 19, 2012)

#### BLOCKS

1, vs. Milwaukee (Nov. 11, 2012)

#### STEALS

3, vs. UALR (Nov. 25, 2012)

#### MINUTES PLAYED

38, vs. Milwaukee (Nov. 11, 2012)

### 2012-13

Opponent	Date	GS	Min	FG-FGA	Pct	3FG-FGA	Pct	FT-FTA	Pct	Off	Def	Tot	Avg	PF	FO	A	TO	Blk	Stl	Pts	Avg
MILWAUKEE	11/11/12	*	38	2-9	.222	0-1	.000	2-2	1.000	0	1	1	1.0	1	0	4	1	1	6	6.0	
MORGAN STATE	11/16/12	*	25	5-9	.389	1-3	.250	6-9	.727	0	2	2	1.5	1	0	0	3	0	17	11.5	
RIDER	11/19/12	*	23	2-6	.375	0-3	.143	2-4	.667	1	1	2	1.7	4	0	3	1	0	6	9.7	
ELON	11/21/12	*	20	1-5	.345	1-1	.250	0-0	.667	0	1	1	1.5	2	0	1	2	0	1	3	8.0
vs. Missouri State	11/24/12	*	33	0-2	.323	0-1	.222	2-2	.706	0	2	2	1.6	1	0	6	6	0	2	6.8	
vs. UALR	11/25/12	*	30	4-7	.368	1-2	.273	3-4	.714	0	3	3	1.8	1	0	5	3	0	3	12	7.7
at St. John's	11/29/12	*	24	1-7	.333	1-4	.267	0-0	.714	2	0	2	1.9	4	0	2	2	0	0	3	7.0
CLEMSON	12/2/12	*	24	1-5	.320	0-1	.250	0-1	.682	1	2	3	2.0	2	0	3	2	0	1	2	6.4
JACKSONVILLE	12/7/12	*	24	3-7	.333	1-2	.278	0-0	.682	0	3	3	2.1	3	0	7	1	0	1	7	6.4
APPALACHIAN ST	12/19/12	*	23	2-3	.350	0-1	.263	1-2	.667	0	2	2	2.1	1	0	9	2	0	1	5	6.3
vs. Manhattan	12/22/12	*	28	1-5	.338	0-3	.227	1-1	.680	0	2	2	2.1	1	0	3	7	0	0	3	6.0
PRESBYTERIAN	12/29/12	*	28	1-5	.329	1-2	.250	0-0	.680	0	0	0	1.9	0	0	5	1	0	1	3	5.8
SC STATE	1/5/13	*	35	2-6	.329	0-1	.240	1-2	.667	2	2	4	2.1	0	0	7	3	0	0	5	5.7
at Miss State	1/9/13	*	35	4-7	.349	0-1	.231	0-1	.643	1	2	3	2.1	1	0	5	2	0	0	8	5.9
AUBURN	1/12/13																				
at LSU	1/16/13																				
VANDERBILT	1/19/13																				
at Missouri	1/22/13																				
ARKANSAS	1/26/13																				
at Florida	1/30/13																				
GEORGIA	2/2/13																				
at Kentucky	2/5/13																				
TENNESSEE	2/10/13																				
LSU	2/14/13																				
at Alabama	2/16/13																				
OLE MISS	2/20/13																				
at Georgia	2/23/13																				
MISSOURI	2/28/13																				
at Texas A&M	3/2/13																				
MISS STATE	3/6/13																				
at Vanderbilt	3/9/13																				

### SEASON NOTES

Solid in season opener vs. Milwaukee (Nov. 11), posting six points and four assists ... Was just one point shy of matching career high with 17 vs. Morgan State (Nov. 16) ... Set career highs with six made free throws and nine attempts vs. the Bears ... Was in foul trouble, but posted three assists and six points vs. Rider (Nov. 19) ... Posted an assist and steal, with three points vs. Elon (Nov. 21) ... Dished a season high six assists vs. Missouri State (Nov. 24) ... Scored 12 points and dished five assists vs. UALR (Nov. 25) ... Also career high three steals vs. UALR ... Scored three points and posted two assists vs. St. John's (Nov. 29) ... Was in foul trouble early vs. the Red Storm ... Matched career high with three rebounds vs. Clemson (Dec. 2); also three assists vs. Tigers ... Dished seven assists, against just one turnover, vs. Jacksonville (Dec. 7) ... Set a career high with nine assists vs. Appalachian State (Dec. 19); committed just two turnovers in the contest ... Dished three assists, but committed seven turnovers in win vs. Manhattan (Dec. 22) ... Collected five assists in win vs. Presbyterian (Dec. 29), committing just one turnover ... Posted seven assists and just three turnovers vs. SC State (Jan. 5) ... Dished five assists and scored eight points in SEC opener at Miss. State (Jan. 9) ...

### CAREER STATISTICS

Season	GP-GS	Min	Avg	FG	FGA	Pct	3FG	3FGA	Pct	FT	FTA	Pct	Off	Def	Tot	Avg	PF	FO	Ast	TO	Blk	Stl	Pts	Avg
2010-11	28-0	371	13.3	20	66	.303	8	35	.229	20	32	.625	6	16	22	0.8	29	0	42	25	0	6	68	2.4
2011-12	28-13	399	14.3	42	102	.412	20	50	.400	11	18	.611	3	23	26	0.9	27	1	33	36	0	11	115	4.1
2012-13	14-14	390	27.9	29	83	.349	6	26	.231	18	28	.643	7	23	30	2.1	22	0	60	39	1	10	82	5.9
<b>Totals</b>	<b>70-27</b>	<b>1160</b>	<b>16.6</b>	<b>91</b>	<b>251</b>	<b>.363</b>	<b>34</b>	<b>111</b>	<b>.306</b>	<b>49</b>	<b>78</b>	<b>.628</b>	<b>16</b>	<b>62</b>	<b>78</b>	<b>1.1</b>	<b>78</b>	<b>1</b>	<b>135</b>	<b>100</b>	<b>1</b>	<b>27</b>	<b>265</b>	<b>3.8</b>

### CAREER SEC STATISTICS

Season	GP-GS	Min	Avg	FG	FGA	Pct	3FG	3FGA	Pct	FT	FTA	Pct	Off	Def	Tot	Avg	PF	FO	Ast	TO	Blk	Stl	Pts	Avg
2011	16-0	260	16.3	15	49	.306	6	24	.250	13	17	.765	6	7	13	0.8	18	0	23	15	0	4	49	3.1
2012	13-2	103	7.9	6	26	.231	2	9	.222	6	6	1.000	0	9	9	0.7	4	0	8	8	0	3	20	1.5
2013	1-1	35	35.0	4	7	.571	0	1	.000	0	1	.000	1	2	3	3.0	1	0	5	2	0	0	8	8.0
<b>Totals</b>	<b>30-2</b>	<b>398</b>	<b>13.3</b>	<b>25</b>	<b>82</b>	<b>.305</b>	<b>8</b>	<b>34</b>	<b>.235</b>	<b>19</b>	<b>24</b>	<b>.792</b>	<b>7</b>	<b>18</b>	<b>25</b>	<b>0.8</b>	<b>23</b>	<b>0</b>	<b>36</b>	<b>25</b>	<b>0</b>	<b>7</b>	<b>77</b>	<b>2.6</b>





## #1 - BRENTON WILLIAMS

JUNIOR | GUARD | 5'11" | 175 | 1 LETTER

KISSIMMEE, FLA./OSCEOLA/SANTA FE COLLEGE

### WILLIAMS' CAREER HIGHS

#### POINTS

22, vs. Rider (Nov. 19, 2012)

#### FIELD GOALS

7, vs. Rider (Nov. 19, 2012)

#### FIELD GOAL ATTEMPTS

13, vs. Morgan State (Nov. 16, 2012)

#### 3-POINT FIELD GOALS

5, vs. Rider (Nov. 19, 2012)

#### 3-POINT FIELD GOAL ATTEMPTS

8, twice, last vs. Manhattan (Dec. 22, 2012)

#### FREE THROWS

8, twice, last vs. Milwaukee (Nov. 11, 2012)

#### FREE THROW ATTEMPTS

8, twice, last vs. Milwaukee (Nov. 11, 2012)

#### REBOUNDS

4, twice, last vs. Rider (Nov. 19, 2012)

#### ASSISTS

4, vs. Rider (Nov. 19, 2012)

#### BLOCKS

1, 5 times, last vs. App State (Dec. 19, 2012)

#### STEALS

5, vs. Western Carolina (Nov. 11, 2011)

#### MINUTES PLAYED

38, vs. Rider (Nov. 19, 2012)

### WILLIAMS' SEASON HIGHS

#### POINTS

22, vs. Rider (Nov. 19, 2012)

#### FIELD GOALS

7, twice, last vs. UALR (Nov. 25, 2012)

#### FIELD GOAL ATTEMPTS

13, vs. Morgan State (Nov. 16, 2012)

#### 3-POINT FIELD GOALS

5, vs. Rider (Nov. 19, 2012)

#### 3-POINT FIELD GOAL ATTEMPTS

8, twice, last vs. Manhattan (Dec. 22, 2012)

#### FREE THROWS

8, vs. Milwaukee (Nov. 11, 2012)

#### FREE THROW ATTEMPTS

8, vs. Milwaukee (Nov. 11, 2012)

#### REBOUNDS

4, vs. Rider (Nov. 19, 2012)

#### ASSISTS

4, twice, last vs. App State (Dec. 19, 2012)

#### BLOCKS

1, 3 times, last vs. App State (Dec. 19, 2012)

#### STEALS

2, 4 times, last vs. SC State (Jan. 5, 2013)

#### MINUTES PLAYED

38, vs. Rider (Nov. 19, 2012)

### 2012-13

Opponent	Date	GS	Min	FG-FGA	Pct	3FG-FGA	Pct	FT-FTA	Pct	Off	Def	Tot	Avg	PF	FO	A	TO	Blk	Stl	Pts	Avg
MILWAUKEE	11/11/12		13	3-6	.500	0-2	.000	8-8	1.000	0	1	1	1.0	3	0	0	4	0	1	14	14.0
MORGAN STATE	11/16/12	*	27	5-13	.421	1-4	.167	3-3	1.000	0	3	3	2.0	0	0	2	3	0	0	14	14.0
RIDER	11/19/12	*	38	7-12	.484	5-8	.429	3-3	1.000	0	4	4	2.7	3	0	4	0	1	0	22	16.7
ELON	11/21/12	*	24	2-6	.459	1-3	.412	4-6	.900	1	2	3	2.8	2	0	0	4	1	1	9	14.8
vs. Missouri State	11/24/12		13	1-2	.462	0-0	.000	3-4	.875	0	2	2	2.6	4	0	3	2	0	0	5	12.8
vs. UALR	11/25/12		23	7-7	.543	1-1	.444	2-2	.885	1	0	1	2.3	0	0	0	3	0	2	17	13.5
at St. John's	11/29/12		12	4-7	.547	2-4	.455	0-0	.885	0	2	2	2.3	0	0	1	0	0	1	10	13.0
CLEMSON	12/2/12		33	5-11	.531	2-7	.414	4-4	.900	2	1	3	2.4	2	0	0	2	0	0	16	13.4
JACKSONVILLE	12/7/12	*	20	4-5	.551	4-5	.471	0-0	.900	0	0	0	2.1	1	0	0	0	0	0	12	13.2
APPALACHIAN ST	12/19/12		28	3-4	.562	2-2	.500	3-5	.857	0	1	1	2.0	2	0	4	1	1	1	11	13.0
vs. Manhattan	12/22/12	*	35	5-11	.548	3-8	.477	4-5	.850	0	1	1	1.9	2	0	2	0	1	2	17	13.4
PRESBYTERIAN	12/29/12	*	26	3-6	.544	1-2	.478	2-4	.818	0	1	1	1.8	1	0	1	1	0	2	9	13.0
SC STATE	1/5/13		25	4-8	.541	1-3	.469	5-7	.804	0	1	1	1.8	1	0	1	0	0	2	14	13.1
at Miss State	1/9/13		6	1-4	.529	0-1	.460	0-0	.804	0	1	1	1.7	0	0	0	1	0	1	2	12.3
AUBURN	1/12/13																				
at LSU	1/16/13																				
VANDERBILT	1/19/13																				
at Missouri	1/22/13																				
ARKANSAS	1/26/13																				
at Florida	1/30/13																				
GEORGIA	2/2/13																				
at Kentucky	2/5/13																				
TENNESSEE	2/10/13																				
LSU	2/14/13																				
at Alabama	2/16/13																				
OLE MISS	2/20/13																				
at Georgia	2/23/13																				
MISSOURI	2/28/13																				
at Texas A&M	3/2/13																				
MISS STATE	3/6/13																				
at Vanderbilt	3/9/13																				

### SEASON NOTES

Instrumental in season opener win vs. Milwaukee (Nov. 11), scored 14 points, including 12 during overtime to secure the win; was a perfect 8-of-8 from the free throw line in overtime ... Earned first-career start vs. Morgan State (Nov. 16), posting 14 points and matching career best with two assists ... Career night vs. Rider (Nov. 19), posting all-time highs in points (22), made 3-point baskets (5), 3-point attempts (8) and minutes played (38) ... Scored nine points, all in the second half, vs. Elon (Nov. 21) ... Scored five points vs. Missouri State (Nov. 24) ... Posted 17 points on 7-of-7 shooting from the field vs. UALR (Nov. 25) ... Suffered a neck injury in contest vs. St. John's (Nov. 29) ... Was transported to a local hospital in Queens, N.Y.; was released shortly after and returned to Columbia with the team ... Team high 16 points and three rebounds vs. Clemson (Dec. 2) ... Scored 12 points, hitting four 3s vs. Jacksonville (Dec. 7) ... Scored 11 points and dished four assists in 28 minutes off the bench vs. Appalachian State (Dec. 19) ... Played 35 minutes in win vs. Manhattan (Dec. 22), scoring a team best 17 points, while collecting two steals ... Collected two steals and posted nine points in win vs. Presbyterian (Dec. 29) ... Contributed 14 points off the bench, while collecting a team high two steals in win vs. SC State (Jan. 5) ... Saw action at Miss. State (Jan. 9), scoring two points and collecting one steal ...

### CAREER STATISTICS

Season	GP-GS	Min	Avg	FG	FGA	Pct	3FG	3FGA	Pct	FT	FTA	Pct	Off	Def	Tot	Avg	PF	FO	Ast	TO	Blk	Stl	Pts	Avg
2011-12	23-0	323	14.0	46	117	.393	26	66	.394	23	28	.821	4	15	19	0.8	27	1	13	19	2	15	141	6.1
2012-13	14-6	323	23.1	54	102	.529	23	50	.460	41	51	.804	4	20	24	1.7	21	0	18	21	4	13	172	12.3
Totals	37-6	646	17.5	100	219	.457	49	116	.422	64	79	.810	8	35	43	1.2	48	1	31	40	6	28	313	8.5

### CAREER SEC STATISTICS

Season	GP-GS	Min	Avg	FG	FGA	Pct	3FG	3FGA	Pct	FT	FTA	Pct	Off	Def	Tot	Avg	PF	FO	Ast	TO	Blk	Stl	Pts	Avg
2012	15-0	230	15.3	32	83	.386	20	50	.400	11	14	.786	4	12	16	1.1	20	1	7	10	2	7	95	6.3
2013	1-0	6	6.0	1	4	.250	0	1	.000	0	0	.000	0	1	1	1.0	0	0	0	1	0	1	2	2.0
Totals	16-0	235	14.8	33	87	.379	20	51	.392	11	14	.786	4	13	17	1.1	20	1	7	11	2	8	97	6.1



## #45 - CARLTON GEATHERS

R-SO. | FORWARD | 6'10" | 255 | 1 LETTER  
GEORGETOWN, S.C./CARVERS BAY

### GEATHERS' CAREER HIGHS

#### POINTS

4, 3 times, last vs. SC State (Jan. 3, 2012)

#### FIELD GOALS

2, twice, last vs. SC State (Jan. 3, 2012)

#### FIELD GOAL ATTEMPTS

4, vs. Western Carolina (Nov. 11, 2011)

#### 3-POINT FIELD GOALS

-

#### 3-POINT FIELD GOAL ATTEMPTS

-

#### FREE THROWS

2, 3 times, last at Tennessee (Feb. 8, 2012)

#### FREE THROW ATTEMPTS

2, 6 times, last at Georgia (March 3, 2012)

#### REBOUNDS

6, vs. Western Carolina (Nov. 11, 2011)

#### ASSISTS

1, vs. SC State (Jan. 3, 2012)

#### BLOCKS

3, 3 times, last at Georgia (March 3, 2012)

#### STEALS

2, vs. Vanderbilt (Jan. 10, 2012)

#### MINUTES PLAYED

21, vs. Tennessee (Feb. 25, 2012)

### GEATHERS' SEASON HIGHS

#### POINTS

-

#### FIELD GOALS

-

#### FIELD GOAL ATTEMPTS

-

#### 3-POINT FIELD GOALS

-

#### 3-POINT FIELD GOAL ATTEMPTS

-

#### FREE THROWS

-

#### FREE THROW ATTEMPTS

-

#### REBOUNDS

-

#### ASSISTS

-

#### BLOCKS

-

#### STEALS

-

#### MINUTES PLAYED

-

### 2012-13

Opponent	Date	GS	Min	FG-FGA	Pct	3FG-FGA	Pct	FT-FTA	Pct	Off	Def	Tot	Avg	PF	FO	A	TO	Blk	Stl	Pts	Avg
MILWAUKEE	11/11/12	-	-	-	-	-	-	DNP - injured	-	-	-	-	-	-	-	-	-	-	-	-	-
MORGAN STATE	11/16/12	-	-	-	-	-	-	DNP - injured	-	-	-	-	-	-	-	-	-	-	-	-	-
RIDER	11/19/12	-	-	-	-	-	-	DNP - injured	-	-	-	-	-	-	-	-	-	-	-	-	-
ELON	11/21/12	-	-	-	-	-	-	DNP - injured	-	-	-	-	-	-	-	-	-	-	-	-	-
vs. Missouri State	11/24/12	-	-	-	-	-	-	DNP - injured	-	-	-	-	-	-	-	-	-	-	-	-	-
vs. UALR	11/25/12	-	-	-	-	-	-	DNP - injured	-	-	-	-	-	-	-	-	-	-	-	-	-
at St. John's	11/29/12	-	-	-	-	-	-	DNP - injured	-	-	-	-	-	-	-	-	-	-	-	-	-
CLEMSON	12/2/12	-	-	-	-	-	-	DNP - injured	-	-	-	-	-	-	-	-	-	-	-	-	-
JACKSONVILLE	12/7/12	-	-	-	-	-	-	DNP - injured	-	-	-	-	-	-	-	-	-	-	-	-	-
APPALACHIAN ST	12/19/12	-	-	-	-	-	-	DNP - injured	-	-	-	-	-	-	-	-	-	-	-	-	-
vs. Manhattan	12/22/12	-	-	-	-	-	-	DNP - injured	-	-	-	-	-	-	-	-	-	-	-	-	-
PRESBYTERIAN	12/29/12	-	-	-	-	-	-	DNP - injured	-	-	-	-	-	-	-	-	-	-	-	-	-
SC STATE	1/5/13	-	-	-	-	-	-	DNP - injured	-	-	-	-	-	-	-	-	-	-	-	-	-
at Miss State	1/9/13	-	-	-	-	-	-	DNP - injured	-	-	-	-	-	-	-	-	-	-	-	-	-
AUBURN	1/12/13	-	-	-	-	-	-	-	-	-	-	-	-	-	-	-	-	-	-	-	-
at LSU	1/16/13	-	-	-	-	-	-	-	-	-	-	-	-	-	-	-	-	-	-	-	-
VANDERBILT	1/19/13	-	-	-	-	-	-	-	-	-	-	-	-	-	-	-	-	-	-	-	-
at Missouri	1/22/13	-	-	-	-	-	-	-	-	-	-	-	-	-	-	-	-	-	-	-	-
ARKANSAS	1/26/13	-	-	-	-	-	-	-	-	-	-	-	-	-	-	-	-	-	-	-	-
at Florida	1/30/13	-	-	-	-	-	-	-	-	-	-	-	-	-	-	-	-	-	-	-	-
GEORGIA	2/2/13	-	-	-	-	-	-	-	-	-	-	-	-	-	-	-	-	-	-	-	-
at Kentucky	2/5/13	-	-	-	-	-	-	-	-	-	-	-	-	-	-	-	-	-	-	-	-
TENNESSEE	2/10/13	-	-	-	-	-	-	-	-	-	-	-	-	-	-	-	-	-	-	-	-
LSU	2/14/13	-	-	-	-	-	-	-	-	-	-	-	-	-	-	-	-	-	-	-	-
at Alabama	2/16/13	-	-	-	-	-	-	-	-	-	-	-	-	-	-	-	-	-	-	-	-
OLE MISS	2/20/13	-	-	-	-	-	-	-	-	-	-	-	-	-	-	-	-	-	-	-	-
at Georgia	2/23/13	-	-	-	-	-	-	-	-	-	-	-	-	-	-	-	-	-	-	-	-
MISSOURI	2/28/13	-	-	-	-	-	-	-	-	-	-	-	-	-	-	-	-	-	-	-	-
at Texas A&M	3/2/13	-	-	-	-	-	-	-	-	-	-	-	-	-	-	-	-	-	-	-	-
MISS STATE	3/6/13	-	-	-	-	-	-	-	-	-	-	-	-	-	-	-	-	-	-	-	-
at Vanderbilt	3/9/13	-	-	-	-	-	-	-	-	-	-	-	-	-	-	-	-	-	-	-	-

### SEASON NOTES

Out indefinitely after fracturing knee cap during the summer.

## CAREER STATISTICS

Season	GP-GS	Min	Avg	FG	FGA	Pct	3FG	3FGA	Pct	FT	FTA	Pct	Off	Def	Tot	Avg	PF	FO	Ast	TO	Blk	Stl	Pts	Avg
2011-12	28-1	219	7.8	10	23	.435	0	0	.000	8	12	.667	15	28	43	1.5	24	0	1	7	17	6	28	1.0
2012-13																								
<b>Totals</b>																								

## CAREER SEC STATISTICS

Season	GP-GS	Min	Avg	FG	FGA	Pct	3FG	3FGA	Pct	FT	FTA	Pct	Off	Def	Tot	Avg	PF	FO	Ast	TO	Blk	Stl	Pts	Avg
2012	13-1	98	7.5	2	7	.286	0	0	.000	5	8	.625	6	7	13	1.0	8	0	0	3	7	5	9	0.7
2013																								
<b>Totals</b>																								



## #32 - DAMIEN LEONARD

SOPHOMORE | GUARD | 6'4" | 190 | 1 LETTER  
GREENVILLE. S.C./J.L. MANN

### LEONARD'S CAREER HIGHS

#### POINTS

19, vs. Kentucky (Feb. 4, 2012)

#### FIELD GOALS

7, vs. Kentucky (Feb. 4, 2012)

#### FIELD GOAL ATTEMPTS

17, vs. Elon (Nov. 15, 2011)

#### 3-POINT FIELD GOALS

5, vs. North Carolina (Nov. 25, 2011)

#### 3-POINT FIELD GOAL ATTEMPTS

11, twice, last vs. N. Carolina (Nov. 25, 2011)

#### FREE THROWS

3, vs. Presbyterian (Dec. 29, 2012)

#### FREE THROW ATTEMPTS

5, vs. Presbyterian (Dec. 29, 2012)

#### REBOUNDS

8, vs. SC State (Jan. 5, 2013)

#### ASSISTS

3, at Ole Miss (Jan. 28, 2012)

#### BLOCKS

1, 4 times, last vs. Rider (Nov. 19, 2012)

#### STEALS

2, twice, last vs. Tenn. State (Nov. 20, 2011)

#### MINUTES PLAYED

37, vs. Alabama (March 8, 2012)

### LEONARD'S SEASON HIGHS

#### POINTS

15, vs. Presbyterian (Dec. 29, 2012)

#### FIELD GOALS

5, vs. Presbyterian (Dec. 29, 2012)

#### FIELD GOAL ATTEMPTS

14, vs. SC State (Jan. 5, 2013)

#### 3-POINT FIELD GOALS

2, 4x, last vs. SC State (Jan. 5, 2013)

#### 3-POINT FIELD GOAL ATTEMPTS

6, vs. SC State (Jan. 5, 2013)

#### FREE THROWS

3, vs. Presbyterian (Dec. 29, 2012)

#### FREE THROW ATTEMPTS

5, vs. Presbyterian (Dec. 29, 2012)

#### REBOUNDS

8, vs. SC State (Jan. 5, 2013)

#### ASSISTS

2, twice, last vs. Presbyterian (Dec. 29, 2012)

#### BLOCKS

1, vs. Morgan State (Nov. 16, 2012)

#### STEALS

1, 4 times, last vs. SC State (Jan. 5, 2013)

#### MINUTES PLAYED

25, vs. Presbyterian (Dec. 29, 2012)

### 2012-13

Opponent	Date	GS	Min	FG-FGA	Pct	3FG-FGA	Pct	FT-FTA	Pct	Off	Def	Tot	Avg	PF	FO	A	TO	Blk	Stl	Pts	Avg
MILWAUKEE	11/11/12	5	0-1	.000	0-1	.000	0-0	.000	1	0	1	1.0	1	0	0	0	0	0	0	0	0.0
MORGAN STATE	11/16/12	17	3-3	.750	0-0	.000	0-0	.000	0	2	2	1.5	1	0	0	2	1	0	6	3.0	
RIDER	11/19/12	7	2-6	.500	2-5	.333	0-0	.000	0	0	0	0	1.0	1	0	2	4	0	1	6	4.0
ELON	11/21/12	19	2-6	.438	2-5	.364	0-0	.000	1	1	2	1.3	0	0	0	1	0	0	6	4.5	
vs. Missouri State	11/24/12	5	0-0	.438	0-0	.364	0-0	.000	0	0	0	1.0	1	0	0	1	0	1	0	3.6	
vs. UALR	11/25/12	7	0-1	.412	0-1	.333	0-0	.000	0	1	1	1.0	2	0	0	2	0	0	0	3.0	
at St. John's	11/29/12	4	0-1	.389	0-1	.308	0-0	.000	0	0	0	0.9	0	0	0	0	0	0	0	2.6	
CLEMSON	12/2/12	-	-	-	-	-	-	DNP - coach's decision	-	-	-	-	-	-	-	-	-	-	-	-	-
JACKSONVILLE	12/7/12	13	0-3	.333	0-2	.267	2-2	1.000	0	1	1	0.9	1	0	0	1	0	0	2	2.5	
APPALACHIAN ST	12/19/12	-	-	-	-	-	-	DNP - coach's decision	-	-	-	-	-	-	-	-	-	-	-	-	-
vs. Manhattan	12/22/12	13	0-2	.304	0-1	.250	0-0	1.000	0	1	1	0.9	3	0	1	1	0	1	0	2.2	
PRESBYTERIAN	12/29/12	25	5-8	.387	2-4	.300	3-5	.714	1	5	6	1.4	0	0	2	1	0	0	15	3.5	
SC STATE	1/5/13	29	3-14	.333	2-6	.308	2-2	.778	2	6	8	2.0	2	0	1	2	0	1	10	4.1	
at Miss State	1/9/13	12	0-2	.319	0-1	.296	0-0	.778	0	2	2	2.0	0	0	0	1	0	0	0	3.8	
AUBURN	1/12/13																				
at LSU	1/16/13																				
VANDERBILT	1/19/13																				
at Missouri	1/22/13																				
ARKANSAS	1/26/13																				
at Florida	1/30/13																				
GEORGIA	2/2/13																				
at Kentucky	2/5/13																				
TENNESSEE	2/10/13																				
LSU	2/14/13																				
at Alabama	2/16/13																				
OLE MISS	2/20/13																				
at Georgia	2/23/13																				
MISSOURI	2/28/13																				
at Texas A&M	3/2/13																				
MISS STATE	3/6/13																				
at Vanderbilt	3/9/13																				

### SEASON NOTES

Saw action in the season opener vs. Milwaukee (Nov. 11), but continues to recover from surgery on a broken nose ... Scored six points on a perfect 3-of-3 shooting from the floor vs. Morgan State (Nov. 16) ... Posted six points and two assists vs. Rider (Nov. 19) ... Scored six points on two made 3s vs. Elon (Nov. 21) ... Saw action vs. Missouri State (Nov. 24) and UALR (Nov. 25) ... Saw action off the bench vs. St. John's (Nov. 29) ... Scored two points vs. Jacksonville (Dec. 7) ... Saw action vs. Manhattan (Dec. 22), dishing one assist and collecting one steal ... Scored 15 points for first double-digit scoring game of the season, while collecting six rebounds in win vs. Presbyterian (Dec. 29) ... Collected a career high eight rebounds, while adding 10 points in first start of the season vs. SC State (Jan. 5) ... Saw action at Miss. State (Jan. 9) ...

### CAREER STATISTICS

Season	GP-GS	Min	Avg	FG	FGA	Pct	3FG	3FGA	Pct	FT	FTA	Pct	Off	Def	Tot	Avg	PF	FO	Ast	TO	Blk	Stl	Pts	Avg
2011-12	31-20	652	21.0	71	230	.309	54	171	.316	15	25	.600	11	31	42	1.4	45	0	14	36	2	14	211	6.8
2012-13	12-1	156	13.0	15	47	.319	8	27	.296	7	9	.778	5	19	24	2.0	12	0	6	16	1	4	45	3.8
Total	43-21	808	18.8	86	277	.310	62	198	.313	22	34	.647	16	50	66	1.5	57	0	20	52	3	18	256	6.0

### CAREER SEC STATISTICS

Season	GP-GS	Min	Avg	FG	FGA	Pct	3FG	3FGA	Pct	FT	FTA	Pct	Off	Def	Tot	Avg	PF	FO	Ast	TO	Blk	Stl	Pts	Avg
2012	16-12	346	21.6	36	117	.308	25	85	.294	4	7	.571	5	15	20	1.3	22	0	7	14	1	7	101	6.3
2013	1-0	12	12.0	0	2	.000	0	1	.000	0	0	.000	0	2	2	2.0	0	0	0	1	0	0	0	0.0
Totals	17-12	358	21.1	36	119	.303	25	86	.291	4	7	.571	5	17	22	1.3	22	0	7	15	1	7	101	5.9



## #55 - SHANE PHILLIPS

**SENIOR | GUARD | 5'10" | 170 | 1 LETTER**

**PITTSBURGH, PA./WHEELING CENTRAL (W.VA.)**

### PHILLIPS' CAREER HIGHS

#### POINTS

1, vs. SC State (Jan. 3, 2012)

#### FIELD GOAL ATTEMPTS

3, vs. SC State (Jan. 3, 2012)

#### 3-POINT FIELD GOAL ATTEMPTS

2, vs. SC State (Jan. 3, 2012)

#### FREE THROWS

1, vs. SC State (Jan. 3, 2012)

#### FREE THROW ATTEMPTS

2, vs. SC State (Jan. 3, 2012)

#### MINUTES PLAYED

5, vs. Jacksonville (Dec. 7, 2012)

### PHILLIPS' SEASON HIGHS

#### POINTS

-

#### FIELD GOALS

-

#### FIELD GOAL ATTEMPTS

1, twice, last vs. Jacksonville (Dec. 7, 2012)

#### 3-POINT FIELD GOALS

-

#### 3-POINT FIELD GOAL ATTEMPTS

1, twice, last vs. Jacksonville (Dec. 7, 2012)

#### FREE THROWS

-

#### FREE THROW ATTEMPTS

-

#### REBOUNDS

-

#### ASSISTS

1, vs. St. John's (Nov. 29, 2012)

#### BLOCKS

-

#### STEALS

-

#### MINUTES PLAYED

5, vs. St. John's (Nov. 29, 2012)

### 2012-13

Opponent	Date	GS	Min	FG-FGA	Pct	3FG-FGA	Pct	FT-FTA	Pct	Off	Def	Tot	Avg	PF	FO	A	TO	Blk	Stl	Pts	Avg
MILWAUKEE	11/11/12	-	-	-	-	DNP - coach's decision	-	-	-	-	-	-	-	-	-	-	-	-	-	-	-
MORGAN STATE	11/16/12	1	0-0	.000	0-0	.000	0-0	.000	0	0	0	0.0	0	0	0	0	0	0	0	0	0.0
RIDER	11/19/12	-	-	-	-	DNP - coach's decision	-	-	-	-	-	-	-	-	-	-	-	-	-	-	-
ELON	11/21/12	-	-	-	-	DNP - coach's decision	-	-	-	-	-	-	-	-	-	-	-	-	-	-	-
vs. Missouri State	11/24/12	1	0-0	.000	0-0	.000	0-0	.000	0	0	0	0.0	0	0	0	0	0	0	0	0	0.0
vs. UALR	11/25/12	1	0-0	.000	0-0	.000	0-0	.000	0	0	0	0.0	0	0	0	0	0	0	0	0	0.0
at St. John's	11/29/12	5	0-1	.000	0-1	.000	0-0	.000	0	0	0	0.0	0	0	1	0	0	0	0	0	0.0
CLEMSON	12/2/12	-	-	-	-	DNP - coach's decision	-	-	-	-	-	-	-	-	-	-	-	-	-	-	-
JACKSONVILLE	12/7/12	2	0-1	.000	0-1	.000	0-0	.000	0	0	0	0.0	0	0	0	0	0	0	0	0	0.0
APPALACHIAN ST	12/19/12	-	-	-	-	DNP - coach's decision	-	-	-	-	-	-	-	-	-	-	-	-	-	-	-
vs. Manhattan	12/22/12	-	-	-	-	DNP - coach's decision	-	-	-	-	-	-	-	-	-	-	-	-	-	-	-
PRESBYTERIAN	12/29/12	2	0-0	.000	0-0	.000	0-0	.000	0	0	0	0.0	0	0	0	0	0	0	0	0	0.0
SC STATE	1/5/13	-	-	-	-	DNP - coach's decision	-	-	-	-	-	-	-	-	-	-	-	-	-	-	-
at Miss State	1/9/13	-	-	-	-	DNP - coach's decision	-	-	-	-	-	-	-	-	-	-	-	-	-	-	-
AUBURN	1/12/13	-	-	-	-	-	-	-	-	-	-	-	-	-	-	-	-	-	-	-	-
at LSU	1/16/13	-	-	-	-	-	-	-	-	-	-	-	-	-	-	-	-	-	-	-	-
VANDERBILT	1/19/13	-	-	-	-	-	-	-	-	-	-	-	-	-	-	-	-	-	-	-	-
at Missouri	1/22/13	-	-	-	-	-	-	-	-	-	-	-	-	-	-	-	-	-	-	-	-
ARKANSAS	1/26/13	-	-	-	-	-	-	-	-	-	-	-	-	-	-	-	-	-	-	-	-
at Florida	1/30/13	-	-	-	-	-	-	-	-	-	-	-	-	-	-	-	-	-	-	-	-
GEORGIA	2/2/13	-	-	-	-	-	-	-	-	-	-	-	-	-	-	-	-	-	-	-	-
at Kentucky	2/5/13	-	-	-	-	-	-	-	-	-	-	-	-	-	-	-	-	-	-	-	-
TENNESSEE	2/10/13	-	-	-	-	-	-	-	-	-	-	-	-	-	-	-	-	-	-	-	-
LSU	2/14/13	-	-	-	-	-	-	-	-	-	-	-	-	-	-	-	-	-	-	-	-
at Alabama	2/16/13	-	-	-	-	-	-	-	-	-	-	-	-	-	-	-	-	-	-	-	-
OLE MISS	2/20/13	-	-	-	-	-	-	-	-	-	-	-	-	-	-	-	-	-	-	-	-
at Georgia	2/23/13	-	-	-	-	-	-	-	-	-	-	-	-	-	-	-	-	-	-	-	-
MISSOURI	2/28/13	-	-	-	-	-	-	-	-	-	-	-	-	-	-	-	-	-	-	-	-
at Texas A&M	3/2/13	-	-	-	-	-	-	-	-	-	-	-	-	-	-	-	-	-	-	-	-
MISS STATE	3/6/13	-	-	-	-	-	-	-	-	-	-	-	-	-	-	-	-	-	-	-	-
at Vanderbilt	3/9/13	-	-	-	-	-	-	-	-	-	-	-	-	-	-	-	-	-	-	-	-

### SEASON NOTES

Did not see game action vs. Milwaukee (Nov. 11) ... Played one minute vs. Morgan State (Nov. 16) ... Saw time vs. Missouri State (Nov. 24) and UALR (Nov. 25) ... Posted an assist vs. St. John's (Nov. 29) ... Saw action vs. Jacksonville (Dec. 7) ... Played two minutes vs. Presbyterian (Dec. 29) ...

### CAREER STATISTICS

Season	GP-GS	Min	Avg	FG	FGA	Pct	3FG	3FGA	Pct	FT	FTA	Pct	Off	Def	Tot	Avg	PF	FO	Ast	TO	Blk	Stl	Pts	Avg
2011-12	1-0	2	2.0	0	3	.000	0	2	.000	1	2	.500	0	0	0	0.0	0	0	0	1	0	0	1	1.0
2012-13	6-0	12	2.0	0	2	.000	0	2	.000	0	0	.000	0	0	0	0.0	1	0	0	0	0	0	0	0.0
<b>Totals</b>	<b>7-0</b>	<b>14</b>	<b>2.0</b>	<b>0</b>	<b>5</b>	<b>.000</b>	<b>0</b>	<b>4</b>	<b>.000</b>	<b>1</b>	<b>2</b>	<b>.500</b>	<b>0</b>	<b>0</b>	<b>0</b>	<b>0.0</b>	<b>0</b>	<b>0</b>	<b>1</b>	<b>2</b>	<b>0</b>	<b>0</b>	<b>1</b>	<b>0.2</b>

### CAREER SEC STATISTICS

Season	GP-GS	Min	Avg	FG	FGA	Pct	3FG	3FGA	Pct	FT	FTA	Pct	Off	Def	Tot	Avg	PF	FO	Ast	TO	Blk	Stl	Pts	Avg
2013																								





## #0 - LASHAY PAGE

**SENIOR | GUARD | 6'2" | 195 | 2 LETTERS**  
**DILLON, S.C./CHIPOLA JC/SOUTHERN MISS.**

### PAGE'S CAREER HIGHS

#### POINTS

30, at Colorado State (Nov. 19, 2011)\*

#### FIELD GOALS

11, at Colorado State (Nov. 19, 2011)\*

#### FIELD GOAL ATTEMPTS

18, vs. Milwaukee (Nov. 11, 2012)

#### 3-POINT FIELD GOALS

8, at Colorado State (Nov. 19, 2011)\*

#### 3-POINT FIELD GOAL ATTEMPTS

11, three times, last vs. E. Carolina (Jan. 4, 2012)\*

#### FREE THROWS

7, twice, last vs. Missouri State (Nov. 24, 2012)

#### FREE THROW ATTEMPTS

8, vs. Missouri State (Nov. 24, 2012)

#### REBOUNDS

10, vs. Memphis (Feb. 1, 2012)\*

#### ASSISTS

3, at Rice (Jan. 12, 2011)\*

#### BLOCKS

2, vs. Alcorn State (Dec. 1, 2010)\*

#### STEALS

2, 5 times, last vs. Morgan State (Nov. 16, 2012)

#### MINUTES PLAYED

46 vs. Murray State (Nov. 26, 2011)\*

*\* at Southern Mississippi*

### PAGE'S SEASON HIGHS

#### POINTS

22, vs. Missouri State (Nov. 24, 2012)

#### FIELD GOALS

7, vs. Milwaukee (Nov. 11, 2012)

#### FIELD GOAL ATTEMPTS

18, vs. Milwaukee (Nov. 11, 2012)

#### 3-POINT FIELD GOALS

4, vs. Rider (Nov. 19, 2012)

#### 3-POINT FIELD GOAL ATTEMPTS

7, twice, last vs. UALR (Nov. 25, 2012)

#### FREE THROWS

7, vs. Missouri State (Nov. 24, 2012)

#### FREE THROW ATTEMPTS

8, vs. Missouri State (Nov. 24, 2012)

#### REBOUNDS

6, twice, last vs. Missouri State (Nov. 24, 2012)

#### ASSISTS

2, vs. Milwaukee (Nov. 11, 2012)

#### BLOCKS

1, vs. St. John's (Nov. 29, 2012)

#### STEALS

2, vs. Morgan State (Nov. 16, 2012)

#### MINUTES PLAYED

36, vs. Missouri State (Nov. 24, 2012)

### 2012-13

Opponent	Date	GS	Min	FG-FGA	Pct	3FG-3FGA	Pct	FT-FTA	Pct	Off	Def	Tot	Avg	PF	FO	A	TO	Blk	Stl	Pts	Avg
MILWAUKEE	11/11/12	*	35	7-18	.389	0-6	.000	5-7	.714	0	1	1	1.0	0	0	2	1	0	0	19	19.0
MORGAN STATE	11/16/12	*	30	6-13	.419	2-6	.167	6-6	.846	1	4	5	3.0	3	0	1	2	0	2	20	19.5
RIDER	11/19/12	*	22	4-9	.425	4-6	.333	0-0	.846	0	6	6	4.0	3	0	1	2	0	0	12	17.0
ELON	11/21/12	*	21	1-8	.375	1-4	.318	1-2	.800	1	2	3	3.8	3	0	1	3	0	1	4	13.8
vs. Missouri State	11/24/12	*	36	6-11	.407	3-7	.345	7-8	.826	0	6	6	4.2	2	0	0	2	0	0	22	15.4
vs. UALR	11/25/12	*	28	5-12	.408	3-7	.361	3-3	.846	0	4	4	4.2	1	0	1	1	0	0	16	15.5
at St. John's	11/29/12	*	13	1-7	.385	0-4	.325	0-0	.846	0	0	0	3.6	1	0	1	1	1	0	2	13.6
CLEMSON	12/2/12	*	14	1-6	.369	1-2	.333	0-0	.846	2	1	3	3.5	2	0	1	1	0	0	3	12.3
JACKSONVILLE	12/7/12	-	-	-	-	-	-	DNP - Illness	-	-	-	-	-	-	-	-	-	-	-	-	-
APPALACHIAN ST	12/19/12	*	21	1-9	.344	0-3	.311	5-5	.871	0	2	2	3.3	1	0	0	1	0	0	7	11.7
vs. Manhattan	12/22/12	-	-	-	-	-	-	DNP - Academic Issue	-	-	-	-	-	-	-	-	-	-	-	-	-
PRESBYTERIAN	12/29/12	-	-	-	-	-	-	DNP - Academic Issue	-	-	-	-	-	-	-	-	-	-	-	-	-
SC STATE	1/5/13	-	-	-	-	-	-	DNP - Academic Issue	-	-	-	-	-	-	-	-	-	-	-	-	-
at Miss State	1/9/13	-	-	-	-	-	-	DNP - Academic Issue	-	-	-	-	-	-	-	-	-	-	-	-	-
AUBURN	1/12/13	-	-	-	-	-	-	-	-	-	-	-	-	-	-	-	-	-	-	-	-
at LSU	1/16/13	-	-	-	-	-	-	-	-	-	-	-	-	-	-	-	-	-	-	-	-
VANDERBILT	1/19/13	-	-	-	-	-	-	-	-	-	-	-	-	-	-	-	-	-	-	-	-
at Missouri	1/22/13	-	-	-	-	-	-	-	-	-	-	-	-	-	-	-	-	-	-	-	-
ARKANSAS	1/26/13	-	-	-	-	-	-	-	-	-	-	-	-	-	-	-	-	-	-	-	-
at Florida	1/30/13	-	-	-	-	-	-	-	-	-	-	-	-	-	-	-	-	-	-	-	-
GEORGIA	2/2/13	-	-	-	-	-	-	-	-	-	-	-	-	-	-	-	-	-	-	-	-
at Kentucky	2/5/13	-	-	-	-	-	-	-	-	-	-	-	-	-	-	-	-	-	-	-	-
TENNESSEE	2/10/13	-	-	-	-	-	-	-	-	-	-	-	-	-	-	-	-	-	-	-	-
LSU	2/14/13	-	-	-	-	-	-	-	-	-	-	-	-	-	-	-	-	-	-	-	-
at Alabama	2/16/13	-	-	-	-	-	-	-	-	-	-	-	-	-	-	-	-	-	-	-	-
OLE MISS	2/20/13	-	-	-	-	-	-	-	-	-	-	-	-	-	-	-	-	-	-	-	-
at Georgia	2/23/13	-	-	-	-	-	-	-	-	-	-	-	-	-	-	-	-	-	-	-	-
MISSOURI	2/28/13	-	-	-	-	-	-	-	-	-	-	-	-	-	-	-	-	-	-	-	-
at Texas A&M	3/2/13	-	-	-	-	-	-	-	-	-	-	-	-	-	-	-	-	-	-	-	-
MISS STATE	3/6/13	-	-	-	-	-	-	-	-	-	-	-	-	-	-	-	-	-	-	-	-
at Vanderbilt	3/9/13	-	-	-	-	-	-	-	-	-	-	-	-	-	-	-	-	-	-	-	-

### SEASON NOTES

Scored a team high 19 points, while adding two assists in season opener vs. Milwaukee (Nov. 11); scored 17 points in the second half ... Leading scorer with 20 points in win vs. Morgan State (Nov. 16) ... A perfect 6-of-6 from the free throw line vs. the Bears ... Was in foul trouble early in the first half vs. Rider (Nov. 19), but came back to post 12 points on 4 made 3s ... Hit just 1-of-8 attempts from the floor vs. Elon (Nov 21), scoring four points ... Posted a team high 22 points, including a 7-of-8 effort from the free throw line vs. Missouri State (Nov. 25) ... Scored 16 points and collected four rebounds vs. UALR (Nov. 25) ... Named the Hoops For Hope Classic Most Outstanding Player ... Struggled from the field vs. St. John's (Nov. 29), hitting just 1-of-7 from the field for two points ... Scored just three points vs. Clemson (Dec. 2) ... Missed the Jacksonville (Dec. 7) contest due to a stomach virus ... Struggled from the floor vs. Appalachian State (Dec. 19), but posted a 5-of-5 effort from the free throw line, including hitting two key free throws with four seconds remaining to push the game out of reach for the Mountaineers ... Did not play vs. Manhattan (Dec. 22) or Presbyterian (Dec. 29) due to an academic issue ...

### CAREER STATISTICS

Season	GP-GS	Min	Avg	FG	FGA	Pct	3FG	3FGA	Pct	FT	FTA	Pct	Off	Def	Tot	Avg	PF	FO	Ast	TO	Blk	Stl	Pts	Avg
2010-11*	27-1	490	8.1	57	163	.350	33	97	.340	20	33	.606	3	53	56	2.1	36	1	18	23	3	10	167	6.2
2011-12*	33-32	1213	36.8	127	334	.380	75	213	.352	55	67	.821	20	91	111	3.4	63	1	25	36	2	18	384	11.6
2012-13	9-9	220	24.4	32	93	.344	14	45	.311	27	31	.871	4	26	30	3.3	16	0	8	14	1	3	105	11.7
<b>Totals</b>	<b>69-42</b>	<b>1923</b>	<b>27.8</b>	<b>216</b>	<b>590</b>	<b>.366</b>	<b>122</b>	<b>355</b>	<b>.343</b>	<b>102</b>	<b>131</b>	<b>.778</b>	<b>27</b>	<b>170</b>	<b>197</b>	<b>2.9</b>	<b>115</b>	<b>2</b>	<b>51</b>	<b>73</b>	<b>6</b>	<b>31</b>	<b>656</b>	<b>9.5</b>

*\* at Southern Mississippi*



## #24 - MICHAEL CARRERA

FRESHMAN | FORWARD | 6'5" | 212 | HS  
ANZOÁTEGUI, VENEZUELA/MONTROSE CHRISTIAN

### CARRERA'S SEASON HIGHS

#### POINTS

18, vs. Missouri State (Nov. 24, 2012)

#### FIELD GOALS

6, twice, last vs. Jacksonville (Dec. 7, 2012)

#### FIELD GOAL ATTEMPTS

12, vs. Milwaukee (Nov. 11, 2012)

#### 3-POINT FIELD GOALS

1, twice, last vs. Manhattan (Dec. 22, 2012)

#### 3-POINT FIELD GOAL ATTEMPTS

1, twice, last vs. Manhattan (Dec. 22, 2012)

#### FREE THROWS

5, 4 times, last vs. Jacksonville (Dec. 7, 2012)

#### FREE THROW ATTEMPTS

6, 5 times, last vs. Manhattan (Dec. 22, 2012)

#### REBOUNDS

15, vs. Milwaukee (Nov. 1, 2012)

#### ASSISTS

2, vs. Jacksonville (Dec. 7, 2012)

#### BLOCKS

3, vs. Milwaukee (Nov. 11, 2012)

#### STEALS

1, vs. Missouri State (Nov. 24, 2012)

#### MINUTES PLAYED

29, vs. Milwaukee (Nov. 11, 2012)

### 2012-13

Opponent	Date	GS	Min	FG-FGA	Pct	3FG-FGA	Pct	FT-FTA	Pct	Off	Def	Tot	Avg	PF	FO	A	TO	Blk	Stl	Pts	Avg
MILWAUKEE	11/11/12	*	29	6-12	.500	0-0	.000	5-5	1.000	7	8	15	15.0	4	0	0	2	3	0	17	17.0
MORGAN STATE	11/16/12	-	-	-	-	-	-	DNP - concussion	-	-	-	-	-	-	-	-	-	-	-	-	-
RIDER	11/19/12	-	-	-	-	-	-	DNP - concussion	-	-	-	-	-	-	-	-	-	-	-	-	-
ELON	11/21/12	-	-	-	-	-	-	DNP - concussion	-	-	-	-	-	-	-	-	-	-	-	-	-
vs. Missouri State	11/24/12	*	21	6-7	.632	1-1	1.000	5-6	.909	1	4	5	10.0	4	0	1	3	1	1	18	17.5
vs. UALR	11/25/12	*	12	0-2	.571	0-0	1.000	2-2	.923	0	2	2	7.3	4	0	0	3	0	0	2	12.3
at St. John's	11/29/12	*	23	3-7	.536	0-0	1.000	5-6	.895	6	5	11	8.3	2	0	1	2	0	0	11	12.0
CLEMSON	12/2/12	*	16	0-4	.469	0-0	1.000	5-6	.800	3	3	6	7.8	5	1	1	2	1	0	3	10.2
JACKSONVILLE	12/7/12	*	24	6-10	.500	0-0	1.000	5-6	.806	0	9	9	8.0	2	0	2	0	2	0	17	11.3
APPALACHIAN ST	12/19/12	*	26	4-7	.481	1-1	1.000	4-6	.784	3	4	7	7.3	3	0	1	4	0	0	13	10.4
vs. Manhattan	12/22/12	-	-	-	-	-	-	DNP - left hip injury	-	-	-	-	-	-	-	-	-	-	-	-	-
PRESBYTERIAN	12/29/12	-	-	-	-	-	-	DNP - left hip injury	-	-	-	-	-	-	-	-	-	-	-	-	-
SC STATE	1/5/13	7	1-3	.474	0-0	1.000	0-0	.784	1	2	3	6.8	3	0	0	0	0	0	2	9.4	
at Miss State	1/9/13																				
AUBURN	1/12/13																				
at LSU	1/16/13																				
VANDERBILT	1/19/13																				
at Missouri	1/22/13																				
ARKANSAS	1/26/13																				
at Florida	1/30/13																				
GEORGIA	2/2/13																				
at Kentucky	2/5/13																				
TENNESSEE	2/10/13																				
LSU	2/14/13																				
at Alabama	2/16/13																				
OLE MISS	2/20/13																				
at Georgia	2/23/13																				
MISSOURI	2/28/13																				
at Texas A&M	3/2/13																				
MISS STATE	3/6/13																				
at Vanderbilt	3/9/13																				

### SEASON NOTES

Named the SEC Freshman of the Week on Nov. 12 after posting a double-double with 17 points and 15 rebounds in the season opener vs. Milwaukee (Nov. 11); also blocked a team high three shots ... Missed the Morgan State (Nov. 16), Rider (Nov. 19) and Elon (Nov. 21) contests due to a concussion ... Returned vs. Missouri State (Nov. 24), scoring 18 points, including a game-tying 3-pointer at the buzzer to send the contest to overtime, while also collecting five rebounds ... Was in foul trouble early vs. UALR (Nov. 25) ... Posted second double-double of the season with teams highs 11 points and 11 rebounds vs. St. John's (Nov. 29) ... Was in foul trouble vs. Clemson (Dec. 2), collecting three in the first nine minutes of the game ... Collected six rebounds vs. the Tigers ... Near double-double with teams highs in both points (17) and rebounds (9) vs. Jacksonville (Dec. 7) ... Also two assists and two blocks vs. the Dolphins ... Was in foul trouble early vs. Appalachian State (Dec. 19), scored two points and collected three rebounds in just seven minutes of action ... Posted 13 points and pulled down seven rebounds in win vs. Manhattan (Dec. 22) ... Did not play vs. Presbyterian (Dec. 29) due to a chronic left him injury ... Returned from injury to play at Miss. State (Jan. 9), but was in early foul trouble and played just seven minutes, posting two points and three rebounds ...

### CAREER STATISTICS

Season	GP-GS	Min	Avg	FG	FGA	Pct	3FG	3FGA	Pct	FT	FTA	Pct	Off	Def	Tot	Avg	PF	FO	Ast	TO	Blk	Stl	Pts	Avg
2012-13	9-6	165	18.3	27	57	.474	2	2	1.000	29	37	.784	23	38	61	6.8	30	1	6	18	7	1	85	9.4

### CAREER SEC STATISTICS

Season	GP-GS	Min	Avg	FG	FGA	Pct	3FG	3FGA	Pct	FT	FTA	Pct	Off	Def	Tot	Avg	PF	FO	Ast	TO	Blk	Stl	Pts	Avg
2013	1-0	7	7.0	1	3	.333	0	0	.000	0	0	.000	1	2	3	3.0	3	0	0	0	0	0	2	2.0



# #14 - LAIMONAS CHATKEVICIUS

FRESHMAN | FORWARD | 6'11" | 255 | HS  
KLAIPEDA, LITHUANIA/SOUTH KENT SCHOOL (CONN.)

## CHATKEVICIUS' SEASON HIGHS

- POINTS  
9, vs. Jacksonville (Dec. 7, 2012)
- FIELD GOALS  
4, vs. Jacksonville (Dec. 7, 2012)
- FIELD GOAL ATTEMPTS  
6, vs. Jacksonville (Dec. 7, 2012)
- 3-POINT FIELD GOALS  
1, vs. Jacksonville (Dec. 7, 2012)
- 3-POINT FIELD GOAL ATTEMPTS  
1, vs. Jacksonville (Dec. 7, 2012)
- FREE THROWS  
1, twice, last vs. Presbyterian (Dec. 29, 2012)
- FREE THROW ATTEMPTS  
2, 3x, last vs. Presbyterian (Dec. 29, 2012)
- REBOUNDS  
6, twice, last vs. Miss. State (Jan. 9, 2013)
- ASSISTS  
4, vs. Jacksonville (Dec. 7, 2012)
- BLOCKS  
-
- STEALS  
-
- MINUTES PLAYED  
19, vs. Jacksonville (Dec. 7, 2012)

## 2012-13

Opponent	Date	GS	Min	FG-FGA	Pct	3FG-FGA	Pct	FT-FTA	Pct	Off	Def	Tot	Avg	PF	FO	A	TO	Blk	Stl	Pts	Avg
MILWAUKEE	11/11/12	-	-	-	-	-	DNP - NCAA	-	-	-	-	-	-	-	-	-	-	-	-	-	-
MORGAN STATE	11/16/12	-	-	-	-	-	DNP - NCAA	-	-	-	-	-	-	-	-	-	-	-	-	-	-
RIDER	11/19/12	-	-	-	-	-	DNP - NCAA	-	-	-	-	-	-	-	-	-	-	-	-	-	-
ELON	11/21/12	-	-	-	-	-	DNP - NCAA	-	-	-	-	-	-	-	-	-	-	-	-	-	-
vs. Missouri State	11/24/12	-	-	-	-	-	DNP - NCAA	-	-	-	-	-	-	-	-	-	-	-	-	-	-
vs. UALR	11/25/12	11	1-2	.500	0-0	.000	1-2	.500	1	1	2	2.0	1	0	1	0	0	0	3	3.0	
at St. John's	11/29/12	7	1-2	.500	0-0	.000	0-0	.500	0	1	1	1.5	2	0	0	2	0	0	2	2.5	
CLEMSON	12/2/12	7	1-2	.500	0-0	.000	0-0	.500	0	1	1	1.3	2	0	0	2	0	0	2	2.3	
JACKSONVILLE	12/7/12	19	4-6	.600	1-1	1.000	0-2	.250	3	2	5	2.7	4	0	4	4	0	0	9	4.7	
APPALACHIAN ST	12/19/12	6	1-1	.636	0-0	1.000	0-0	.250	0	1	1	2.3	1	0	0	0	0	0	2	4.0	
vs. Manhattan	12/22/12	7	1-1	.667	0-0	1.000	0-0	.250	1	0	1	2.0	0	0	0	1	0	0	2	3.6	
PRESBYTERIAN	12/29/12	13	1-3	.600	0-0	1.000	1-2	.333	3	3	6	2.7	2	0	1	3	0	0	3	3.5	
SC STATE	1/5/13	4	1-2	.588	0-0	1.000	0-0	.333	1	0	1	2.4	1	0	0	0	0	0	2	3.3	
at Miss State	1/9/13	18	1-4	.524	0-1	.500	2-2	.500	3	3	6	2.9	2	0	0	3	0	0	4	3.4	
AUBURN	1/12/13																				
at LSU	1/16/13																				
VANDERBILT	1/19/13																				
at Missouri	1/22/13																				
ARKANSAS	1/26/13																				
at Florida	1/30/13																				
GEORGIA	2/2/13																				
at Kentucky	2/5/13																				
TENNESSEE	2/10/13																				
LSU	2/14/13																				
at Alabama	2/16/13																				
OLE MISS	2/20/13																				
at Georgia	2/23/13																				
MISSOURI	2/28/13																				
at Texas A&M	3/2/13																				
MISS STATE	3/6/13																				
at Vanderbilt	3/9/13																				

## SEASON NOTES


Will miss the first six games of the 2012-13 season, as the NCAA has determined that he received impermissible benefits from his host family prior to enrolling at the University of South Carolina ... Saw first action of the season vs. St. John's (Nov. 29), scoring three points and collecting two rebounds ... Scored two points vs. Clemson (Dec. 2) ... Solid vs. Jacksonville (Dec. 7), scoring nine points, five rebounds and four assists ... Scored two points in six minutes vs. Appalachian State (Dec. 19) ... Saw action vs. Manhattan (Dec. 22), scoring two points ... Collected a season high six rebounds vs. Presbyterian (Dec. 29) ... Saw action vs. SC State (Jan. 5) ... Matched a season high with six rebounds at Miss. State (Jan. 9) ...

## CAREER STATISTICS

Season	GP-GS	Min	Avg	FG	FGA	Pct	3FG	3FGA	Pct	FT	FTA	Pct	Off	Def	Tot	Avg	PF	FO	Ast	TO	Blk	Stl	Pts	Avg
2012-13	8-0	85	10.6	11	21	.524	1	2	.500	4	8	.500	12	11	23	2.9	13	0	6	13	0	0	27	3.4

## CAREER SEC STATISTICS

Season	GP-GS	Min	Avg	FG	FGA	Pct	3FG	3FGA	Pct	FT	FTA	Pct	Off	Def	Tot	Avg	PF	FO	Ast	TO	Blk	Stl	Pts	Avg
2013	1-1	30	30.0	0	3	.000	0	0	.000	0	0	.000	1	2	3	3.0	2	0	1	2	0	0	0	0.0



## #12 - AUSTIN CONSTABLE

FRESHMAN | GUARD | 6'0" | 175 | HS

WEST CHESTER, PA./HENDERSON

### CONSTABLE'S SEASON HIGHS

#### POINTS

-

#### FIELD GOALS

-

#### FIELD GOAL ATTEMPTS

2, vs. Presbyterian (Dec. 29, 2012)

#### 3-POINT FIELD GOALS

-

#### 3-POINT FIELD GOAL ATTEMPTS

1, vs. Presbyterian (Dec. 29, 2012)

#### FREE THROWS

-

#### FREE THROW ATTEMPTS

-

#### REBOUNDS

-

#### ASSISTS

-

#### BLOCKS

-

#### STEALS

-

#### MINUTES PLAYED

2, vs. Presbyterian (Dec. 29, 2012)

### 2012-13

Opponent	Date	GS	Min	FG-FGA	Pct	3FG-FGA	Pct	FT-FTA	Pct	Off	Def	Tot	Avg	PF	FO	A	TO	Blk	Stl	Pts	Avg
MILWAUKEE	11/11/12	-	-	-	-	-	-	-	-	-	-	-	-	-	-	-	-	-	-	-	-
MORGAN STATE	11/16/12	-	-	-	-	-	-	-	-	-	-	-	-	-	-	-	-	-	-	-	-
RIDER	11/19/12	-	-	-	-	-	-	-	-	-	-	-	-	-	-	-	-	-	-	-	-
ELON	11/21/12	-	-	-	-	-	-	-	-	-	-	-	-	-	-	-	-	-	-	-	-
vs. Missouri State	11/24/12	-	-	-	-	-	-	-	-	-	-	-	-	-	-	-	-	-	-	-	-
vs. UALR	11/25/12	1	0-0	.000	0-0	.000	0-0	.000	0	0	0	0.0	0	0	0	0	0	0	0	0.0	
at St. John's	11/29/12	-	-	-	-	-	-	-	-	-	-	-	-	-	-	-	-	-	-	-	-
CLEMSON	12/2/12	-	-	-	-	-	-	-	-	-	-	-	-	-	-	-	-	-	-	-	-
JACKSONVILLE	12/7/12	2	0-0	.000	0-0	.000	0-0	.000	1	0	1	0.5	0	0	0	1	0	0	0	0.0	
APPALACHIAN ST	12/19/12	-	-	-	-	-	-	-	-	-	-	-	-	-	-	-	-	-	-	-	-
vs. Manhattan	12/22/12	-	-	-	-	-	-	-	-	-	-	-	-	-	-	-	-	-	-	-	-
PRESBYTERIAN	12/29/12	2	0-2	.000	0-1	.000	0-0	.000	0	0	0	0.3	0	0	0	0	0	0	0	0.0	
SC STATE	1/5/13	-	-	-	-	-	-	-	-	-	-	-	-	-	-	-	-	-	-	-	-
at Miss State	1/9/13	-	-	-	-	-	-	-	-	-	-	-	-	-	-	-	-	-	-	-	-
AUBURN	1/12/13	-	-	-	-	-	-	-	-	-	-	-	-	-	-	-	-	-	-	-	-
at LSU	1/16/13	-	-	-	-	-	-	-	-	-	-	-	-	-	-	-	-	-	-	-	-
VANDERBILT	1/19/13	-	-	-	-	-	-	-	-	-	-	-	-	-	-	-	-	-	-	-	-
at Missouri	1/22/13	-	-	-	-	-	-	-	-	-	-	-	-	-	-	-	-	-	-	-	-
ARKANSAS	1/26/13	-	-	-	-	-	-	-	-	-	-	-	-	-	-	-	-	-	-	-	-
at Florida	1/30/13	-	-	-	-	-	-	-	-	-	-	-	-	-	-	-	-	-	-	-	-
GEORGIA	2/2/13	-	-	-	-	-	-	-	-	-	-	-	-	-	-	-	-	-	-	-	-
at Kentucky	2/5/13	-	-	-	-	-	-	-	-	-	-	-	-	-	-	-	-	-	-	-	-
TENNESSEE	2/10/13	-	-	-	-	-	-	-	-	-	-	-	-	-	-	-	-	-	-	-	-
LSU	2/14/13	-	-	-	-	-	-	-	-	-	-	-	-	-	-	-	-	-	-	-	-
at Alabama	2/16/13	-	-	-	-	-	-	-	-	-	-	-	-	-	-	-	-	-	-	-	-
OLE MISS	2/20/13	-	-	-	-	-	-	-	-	-	-	-	-	-	-	-	-	-	-	-	-
at Georgia	2/23/13	-	-	-	-	-	-	-	-	-	-	-	-	-	-	-	-	-	-	-	-
MISSOURI	2/28/13	-	-	-	-	-	-	-	-	-	-	-	-	-	-	-	-	-	-	-	-
at Texas A&M	3/2/13	-	-	-	-	-	-	-	-	-	-	-	-	-	-	-	-	-	-	-	-
MISS STATE	3/6/13	-	-	-	-	-	-	-	-	-	-	-	-	-	-	-	-	-	-	-	-
at Vanderbilt	3/9/13	-	-	-	-	-	-	-	-	-	-	-	-	-	-	-	-	-	-	-	-

### SEASON NOTES

Saw time vs. UALR (Nov. 25) ... Collected a rebound vs. Jacksonville (Dec. 7) ... Attempted two shots vs. Presbyterian (Dec. 29) ...

### CAREER STATISTICS

Season	GP-GS	Min	Avg	FG	FGA	Pct	3FG	3FGA	Pct	FT	FTA	Pct	Off	Def	Tot	Avg	PF	FO	Ast	TO	Blk	Stl	Pts	Avg
2012-13	3-0	5	1.7	0	2	.000	0	1	.000	0	0	.000	1	0	1	0.3	0	0	0	1	0	0	0	0.0

### CAREER SEC STATISTICS

Season	GP-GS	Min	Avg	FG	FGA	Pct	3FG	3FGA	Pct	FT	FTA	Pct	Off	Def	Tot	Avg	PF	FO	Ast	TO	Blk	Stl	Pts	Avg
2013																								





## #25 - MINDAUGAS KACINAS

FRESHMAN | FORWARD | 6'7" | 210 | HS  
KLAIPEDA, LITHUANIA/WORD OF LIFE FIRE TRADITIONAL SCHOOL

### KACINAS' SEASON HIGHS

- POINTS**  
18, vs. Rider (Nov. 19, 2012)
- FIELD GOALS**  
8, vs. Rider (Nov. 19, 2012)
- FIELD GOAL ATTEMPTS**  
11, twice, last vs. App State (Dec. 19, 2012)
- 3-POINT FIELD GOALS**  
1, 3 times, last vs. Clemson (Dec. 2, 2012)
- 3-POINT FIELD GOAL ATTEMPTS**  
3, twice, last vs. App State (Dec. 19, 2012)
- FREE THROWS**  
6, vs. Milwaukee (Nov. 11, 2012)
- FREE THROW ATTEMPTS**  
8, vs. Milwaukee (Nov. 11, 2012)
- REBOUNDS**  
13, vs. Milwaukee (Nov. 11, 2012)
- ASSISTS**  
3, twice, last vs. App State (Dec. 19, 2012)
- BLOCKS**  
3, vs. Appalachian State (Dec. 19, 2012)
- STEALS**  
2, vs. UALR (Nov. 25, 2012)
- MINUTES PLAYED**  
35, vs. SC State (Jan. 5, 2013)

### 2012-13

Opponent	Date	GS	Min	FG-FGA	Pct	3FG-FGA	Pct	FT-FTA	Pct	Off	Def	Tot	Avg	PF	FO	A	TO	Blk	Stl	Pts	Avg
MILWAUKEE	11/11/12	31	1-3	.333	0-1	1.000	6-8	.750	6	7	13	13.0	2	0	3	1	1	1	8	8.0	
MORGAN STATE	11/16/12	21	0-1	.250	0-0	.000	2-2	.800	3	0	3	8.0	3	0	0	3	0	1	2	5.0	
RIDER	11/19/12	32	8-11	.600	1-1	.500	1-2	.750	3	2	5	7.0	2	0	0	3	0	1	18	9.3	
ELON	11/21/12	26	1-2	.588	0-0	.500	1-2	.714	2	3	5	6.5	0	0	1	4	0	0	3	7.8	
vs. Missouri State	11/24/12	* 28	1-3	.550	0-1	.333	2-3	.706	0	5	5	6.2	2	0	1	5	2	0	4	7.0	
vs. UALR	11/25/12	27	5-7	.593	1-3	.333	2-3	.700	3	2	5	6.0	3	0	1	3	2	2	13	8.0	
at St. John's	11/29/12	24	4-7	.588	0-0	.333	1-4	.625	3	3	6	6.0	1	0	1	0	0	0	9	8.1	
CLEMSON	12/2/12	29	3-5	.590	1-2	.375	3-3	.667	1	2	3	5.6	5	1	1	1	1	0	10	8.4	
JACKSONVILLE	12/7/12	18	3-3	.619	0-0	.375	1-2	.655	1	2	3	5.3	4	0	0	2	2	0	7	8.2	
APPALACHIAN ST	12/19/12	* 34	5-11	.585	0-3	.273	2-2	.677	6	6	12	6.0	2	0	3	2	3	0	12	8.6	
vs. Manhattan	12/22/12	* 16	0-1	.574	0-0	.273	0-0	.677	0	1	1	5.5	3	0	0	1	0	0	0	7.8	
PRESBYTERIAN	12/29/12	* 25	6-8	.597	0-1	.250	1-1	.688	3	0	3	5.3	4	0	1	1	1	0	13	8.3	
SC STATE	1/5/13	* 35	4-7	.594	0-1	.231	1-2	.676	5	5	10	5.7	4	0	2	1	1	0	9	8.3	
at Miss State	1/9/13	* 30	0-3	.569	0-0	.231	0-0	.676	1	2	3	5.5	2	0	1	2	0	0	0	7.7	
AUBURN	1/12/13																				
at LSU	1/16/13																				
VANDERBILT	1/19/13																				
at Missouri	1/22/13																				
ARKANSAS	1/26/13																				
at Florida	1/30/13																				
GEORGIA	2/2/13																				
at Kentucky	2/5/13																				
TENNESSEE	2/10/13																				
LSU	2/14/13																				
at Alabama	2/16/13																				
OLE MISS	2/20/13																				
at Georgia	2/23/13																				
MISSOURI	2/28/13																				
at Texas A&M	3/2/13																				
MISS STATE	3/6/13																				
at Vanderbilt	3/9/13																				

### SEASON NOTES

Collected 13 rebounds, including six on the offensive glass, and tied the contest with 18 seconds remaining in regulation on two free throws to send the game to overtime in season opener win vs. Milwaukee (Nov. 11) ... Scored two points and collected three rebounds vs. Morgan State (Nov. 16) ... Posted 18 points on eight made baskets vs. Rider (Nov. 19), playing in a season high 32 minutes ... Collected five rebounds vs. Elon (Nov. 21) ... Earned first-career start vs. Missouri State (Nov. 24), scoring four points and posting two blocks ... Scored 13 points vs. UALR (Nov. 25), while blocking two shots and collecting two steals ... Posted nine points and six rebounds off the bench vs. St. John's (Nov. 29) ... Scored 10 points off the bench vs. Clemson (Dec. 2) ... Scored seven points on a perfect 3-of-3 effort from the floor in win vs. Jacksonville (Dec. 7) ... Career night with 34 minutes played, posting first-career double-double with 12 points and a game-best 12 rebounds in win vs. Appalachian State (Dec. 19); also earned the start vs. the Mountaineers ... Named the SEC Freshman of the Week on Dec. 31 after scoring 13 points and collecting three rebounds vs. Presbyterian (Dec. 29) ... Played a season high 35 minutes vs. SC State (Jan. 5), collecting a team high 10 rebounds ... Saw action at Miss. State (Jan. 9) ...

### CAREER STATISTICS

Season	GP-GS	Min	Avg	FG	FGA	Pct	3FG	3FGA	Pct	FT	FTA	Pct	Off	Def	Tot	Avg	PF	FO	Ast	TO	Blk	Stl	Pts	Avg
2012-13	14-6	376	26.9	41	72	.569	3	13	.231	23	34	.676	37	40	77	5.5	37	1	15	29	13	5	108	7.7

### CAREER SEC STATISTICS

Season	GP-GS	Min	Avg	FG	FGA	Pct	3FG	3FGA	Pct	FT	FTA	Pct	Off	Def	Tot	Avg	PF	FO	Ast	TO	Blk	Stl	Pts	Avg
2013																								



#35 - BRIAN STEELE

FRESHMAN | FORWARD | 6’5” | 196 | HS  
GREENVILLE, S.C./WADE HAMPTON SCHOOL

STEELE’S SEASON HIGHS

- POINTS  
2, vs. Presbyterian (Dec. 29, 2012)
- FIELD GOALS  
-
- FIELD GOAL ATTEMPTS  
1, vs. Presbyterian (Dec. 29, 2012)
- 3-POINT FIELD GOALS  
-
- 3-POINT FIELD GOAL ATTEMPTS  
-
- FREE THROWS  
2, vs. Presbyterian (Dec. 29, 2012)
- FREE THROW ATTEMPTS  
2, vs. Presbyterian (Dec. 29, 2012)
- REBOUNDS  
-
- ASSISTS  
-
- BLOCKS  
-
- STEALS  
1, vs. Presbyterian (Dec. 29, 2012)
- MINUTES PLAYED  
2, vs. Jacksonville (Dec. 7, 2012)

2012-13

Opponent	Date	GS	Min	FG-FGA	Pct	3FG-FGA	Pct	FT-FTA	Pct	Off	Def	Tot	Avg	PF	FO	A	TO	Blk	Stl	Pts	Avg
MILWAUKEE	11/11/12	-	-	-	-	-DNP - suspended	-	-	-	-	-	-	-	-	-	-	-	-	-	-	-
MORGAN STATE	11/16/12	-	-	-	-	-DNP - suspended	-	-	-	-	-	-	-	-	-	-	-	-	-	-	-
RIDER	11/19/12	-	-	-	-	-DNP - suspended	-	-	-	-	-	-	-	-	-	-	-	-	-	-	-
ELON	11/21/12	-	-	-	-	-DNP - suspended	-	-	-	-	-	-	-	-	-	-	-	-	-	-	-
vs. Missouri State	11/24/12	-	-	-	-	-DNP - suspended	-	-	-	-	-	-	-	-	-	-	-	-	-	-	-
vs. UALR	11/25/12	-	-	-	-	-DNP - suspended	-	-	-	-	-	-	-	-	-	-	-	-	-	-	-
at St. John's	11/29/12	-	-	-	-	-DNP - suspended	-	-	-	-	-	-	-	-	-	-	-	-	-	-	-
CLEMSON	12/2/12	-	-	-	-	-DNP - coach's decision	-	-	-	-	-	-	-	-	-	-	-	-	-	-	-
JACKSONVILLE	12/7/12	2	0-0	.000	0-0	.000	0-0	.000	0	1	1	1	0	0	0	0	0	0	0	0	0.0
APPALACHIAN ST	12/19/12	-	-	-	-	-DNP - coach's decision	-	-	-	-	-	-	-	-	-	-	-	-	-	-	-
vs. Manhattan	12/22/12	-	-	-	-	-DNP - coach's decision	-	-	-	-	-	-	-	-	-	-	-	-	-	-	-
PRESBYTERIAN	12/29/12	2	0-1	.000	0-0	.000	2-2	1.000	0	0	0	0	0	0	0	0	1	2	1	2	1.0
SC STATE	1/5/13	-	-	-	-	-DNP - coach's decision	-	-	-	-	-	-	-	-	-	-	-	-	-	-	-
at Miss State	1/9/13	-	-	-	-	-DNP - coach's decision	-	-	-	-	-	-	-	-	-	-	-	-	-	-	-
AUBURN	1/12/13																				
at LSU	1/16/13																				
VANDERBILT	1/19/13																				
at Missouri	1/22/13																				
ARKANSAS	1/26/13																				
at Florida	1/30/13																				
GEORGIA	2/2/13																				
at Kentucky	2/5/13																				
TENNESSEE	2/10/13																				
LSU	2/14/13																				
at Alabama	2/16/13																				
OLE MISS	2/20/13																				
at Georgia	2/23/13																				
MISSOURI	2/28/13																				
at Texas A&M	3/2/13																				
MISS STATE	3/6/13																				
at Vanderbilt	3/9/13																				

SEASON NOTES

Returned to team for Clemson contest ... Posted two points on two made free throws vs. Presbyterian (Dec. 29) ...

CAREER STATISTICS

Season	GP-GS	Min	Avg	FG	FGA	Pct	3FG	3FGA	Pct	FT	FTA	Pct	Off	Def	Tot	Avg	PF	FO	Ast	TO	Blk	Stl	Pts	Avg
2012-13	2-0	4	2.0	0	1	.000	0	0	.000	2	2	1.000	0	0	0	0.0	1	0	0	0	0	1	2	1.0

CAREER SEC STATISTICS

Season	GP-GS	Min	Avg	FG	FGA	Pct	3FG	3FGA	Pct	FT	FTA	Pct	Off	Def	Tot	Avg	PF	FO	Ast	TO	Blk	Stl	Pts	Avg
2013																								

## THE LAST TIME...

### AN INDIVIDUAL PLAYER...

Scored 20 or more points:	South Carolina: Brian Richardson (20), Jan. 9, 2013 at Mississippi State in Starkville, Miss. Opponent: Matthew Hezekiah (24), SC State, Jan. 5, 2013 in Columbia, S.C.
Scored 30 or more points:	South Carolina: Bruce Ellington, 31, at Furman, Dec. 22, 2010 in Greenville, S.C. Opponent: Deshaun Thomas, 30, Ohio State, Dec. 17, 2011 in Columbia, S.C.
Scored 35 or more points:	South Carolina: Devan Downey, 36 at Florida, Jan. 23, 2010 in Gainesville, Fla. Opponent: Joe Crawford (Kentucky), 35, March 5, 2008 in Columbia
Scored 40 or more points:	South Carolina: N/A thru 1992-93 season Opponent: Austin Carr (Notre Dame), 43, Dec. 30, 1969 in New Orleans, La.
Collected 20 or more rebounds:	South Carolina: Emmett Hall, 23 vs. College of Charleston, Dec. 22, 1993 in Columbia Opponent: Ekpe Udoh (Baylor), 20, Jan. 2, 2010 in Columbia
Collected 15 or more rebounds:	South Carolina: Lakeem Jackson, 15, vs. UALR, Nov. 25, 2012 in Puerto Vallarta, Mexico Opponent: Jared Sullinger (Ohio State), 19, Dec. 18, 2010 in Columbus, Ohio
Made 12 or more field goals:	South Carolina: Devan Downey, 12 vs. Georgia, Jan. 30, 2010 in Columbia Opponent: Matthew Hezekiah (12), SC State, Jan. 5, 2013 in Columbia, S.C.
Made 10 or more field goals:	South Carolina: Bruce Ellington, 11 vs. Furman, Dec. 22, 2010 in Greenville, S.C. Opponent: Deshaun Thomas, 13, Ohio State, Dec. 17, 2011 in Columbia, S.C.
Attempted 20 or more field goals:	South Carolina: Bruce Ellington (20) vs. Tennessee, Feb 25, 2012, in Columbia, S.C. Opponent: Zach Graham (20), Ole Miss, Feb. 22, 2011 in Columbia
Attempted 25 or more field goals:	South Carolina: Devan Downey, 25, at Kentucky, Feb. 25, 2010 in Lexington, Ky. Opponent: Kemmy Burgess (Alaska-Anchorage), 26, Nov. 24, 2005 in Anchorage, AK
Dished 10 or more assists:	South Carolina: Devan Downey, 11, vs. LSU, March 13, 2008 in Atlanta, Ga. Opponent: 11, Dee Bost, Mississippi State, Feb. 29, 2012 in Columbia, S.C.
Swiped 5 or more steals:	South Carolina: Brenton Williams, 5, vs. Western Carolina, Nov. 11, 2011 in Columbia Opponent: 5, DeWayne Jackson, Morgan State, Nov. 16, 2012 in Columbia, S.C.
Blocked 5 or more shots:	South Carolina: Damontre Harris, 5, vs. Georgia, Feb. 15, 2012 in Columbia, S.C. Opponent: K.J. McDaniels (5), Clemson, Dec. 2, 2012 in Columbia, S.C.
Made 5 or more 3-point field goals:	South Carolina: Brian Richardson (5) Jan. 9, 2013 at Mississippi State in Starkville, Miss. Opponent: Shane Richards (6), Manhattan, Dec. 22, 2012 in Brooklyn, N.Y.
Attempted 8 or more 3-point field goals:	South Carolina: Brian Richardson (11), Jan. 9, 2013 at Mississippi State in Starkville, Miss. Opponent: Shane Richards (11), Manhattan, Dec. 22, 2012 in Brooklyn, N.Y.
Made 10 or more free throws:	South Carolina: Malik Cooke, 10, vs. Miss Valley State, Nov. 22, 2011 in Columbia, S.C. Opponent: Gerard Coleman (10), Providence, Dec. 1, 2011 in Columbia, S.C.
Attempted 15 or more free throws:	South Carolina: Mike Boynton (19) vs. Arkansas, March 11, 2004 in Atlanta, Ga. Opponent: Amu Saaka (Furman), 14, Dec. 22, 2010 in Greenville, S.C.
Played all 40 minutes of regulation:	South Carolina: Devan Downey, 40, vs. Tennessee, March 14, 2008 in Atlanta, Ga. Opponent: Brad Loesing & Kevin Giltner, Wofford, Dec. 28, 2011 in Columbia, S.C.
A player hit a last-second shot to win a game:	South Carolina: Bruce Ellington vs. Alabama (Jan. 25, 2012) in Columbia, S.C. Opponent: Brian Bryant, Mississippi State, Feb. 29, 2012 in Columbia, S.C.
A player had a double-double:	South Carolina: Mindaugas Kacinas (12 points, 12 rebounds), vs. Appalachian State, Dec. 19, 2012 in Columbia, S.C. Opponent: Matthew Hezekiah (24 points, 14 rebounds), SC State, Jan. 5, 2013 in Columbia, S.C.
Two or more players had a double-double:	South Carolina: Dominique Archie (12 points, 10 rebounds) & Mike Holmes (14 points, 13 rebounds) vs. Winthrop, Nov. 16, 2008 in Columbia Opponent: Renardo Sidney (12 points, 14 rebounds), Arnett Moultrie (15 points, 12 rebounds), Mississippi State, Feb. 29, 2012 in Columbia, S.C.
A player had a triple-double:	South Carolina: Sam Muldrow (16 points, 14 rebounds, 10 blocks) vs. Vanderbilt, Jan. 8, 2011 in Columbia *** Only second triple-double in South Carolina history (Chuck Eidson (25 points, 10 rebounds, 10 assists), vs. SC State, Nov. 29, 2002 in Columbia) Opponent: Daniel Hackett (Southern California - 22 points, 10 rebounds, 10 assists), Nov. 17, 2007 in Columbia
Scored 30 or more points in back-to-back games:	South Carolina: Devan Downey, 30 vs. Kentucky (Jan. 26, 2010) in Columbia 33 vs. Georgia (Jan. 30, 2010) in Columbia
Scored 25 or more points in back-to-back games:	South Carolina: Devan Downey, 33 vs. Georgia (Jan. 30, 2010) in Columbia 26 at Tennessee (Feb. 6, 2010) in Knoxville, Tenn.

### A TEAM...

Scored 100 or more points:	South Carolina: 103 vs. The Citadel (Nov. 12, 2007) in Columbia Opponent: 107, Vanderbilt (Feb. 17, 1996) in Nashville, Tenn.
Scored 50 points or less:	South Carolina: 48 at Vanderbilt, Feb. 22, 2012, in Nashville, Tenn. Opponent: 45, Wofford, Dec. 28, 2011 in Columbia, S.C.
Scored 50 points in a half:	South Carolina: 57 (1st half; Dec. 7, 2012) vs. Jacksonville, Dec. 7, 2012 in Columbia, S.C. Opponent: 51 (2nd half; Nov. 29, 2012) St. John's in Queens, N.Y.
Failed to score 25 points in a half:	South Carolina: 23 (1st half) vs. Elon, Nov. 21, 2012 in Columbia, S.C. Opponent: 24 (1st half), Presbyterian, Dec. 29, 2012 in Columbia, S.C.

Collected 50 or more rebounds:	South Carolina: 53 vs. WKU, Nov. 27, 2010 in Bowling Green, Ky. Opponent: 52, WKU, Nov. 27, 2010 in Bowling Green, Ky.
Shot 60% or better from the field:	South Carolina: 60.8% (31-51) at Western Carolina (Nov. 18, 2005) in Cullowhee, N.C. Opponent: 61.1% (33-54), Vanderbilt (Jan. 16, 2010) in Columbia
Shot 50% or better from the field:	South Carolina: 55.4% (31-56) vs. Jacksonville, Dec. 7, 2012 in Columbia, S.C. Opponent: 56.9 (33-58) St. John's, Nov. 29, 2012 in Queens, N.Y.
Shot less than 30% from the field:	South Carolina: 29.9% (20-67) vs. Ole Miss, March 10, 2011 in Atlanta, Ga. Opponent: 25.9% (15-58), USC Upstate (Nov. 23, 2010) in Columbia
Shot 50% or better from 3-point range (at least 10 attempts):	South Carolina: 62.5% (10-16) vs. Jacksonville, Dec. 7, 2012 Opponent 50.0% (7-14) St. John's, Nov. 29, 2012 in Queens, N.Y.
Shot 20% or less from 3-point range (at least 10 attempts):	South Carolina: 0.0% (0-11), vs. Milwaukee, Nov. 11, 2012 in Columbia, S.C. Opponent: 0-0% (0-7), SC State, Jan. 5, 2013 in Columbia, S.C.
Dished 20 or more assists:	South Carolina: 20, vs. Jacksonville, Dec. 7, 2012 in Columbia, S.C. Opponent: 22, vs. North Carolina, Nov. 25, 2011 in Las Vegas, Nevada
Made 35 or more shots:	South Carolina: 35 vs. Elon (Nov. 19, 2010) in Columbia Opponent: 35, Tennessee (March 5, 2009) in Columbia
Attempted 80 or more shots:	South Carolina: 83 vs. WKU (Nov. 27, 2010) in Bowling Green, Ky. Opponent: 83, LSU (Feb. 10, 1996) in Columbia
Attempted 70 or more shots:	South Carolina: 72, vs. Providence, Dec. 1, 2011 in Columbia Opponent: 79, WKU (Nov. 27, 2010) in Bowling Green, Ky.
Made 10 or more 3-pointers:	South Carolina: 10 vs. Jacksonville, Dec. 7, 2012 in Columbia, S.C. Opponent: 14, Milwaukee, Nov. 11, 2012 in Columbia, S.C.
Did not make a 3-pointer:	South Carolina: 0, vs. Milwaukee, Nov. 11, 2012 in Columbia, S.C. Opponent: 0, Miss. State, Jan. 9, 2013 in Starkville, Miss.
Attempted 30 or more 3-pointers:	South Carolina: 31 vs. Alabama, Jan. 25, 2012 in Columbia, S.C. Opponent: 33, Milwaukee, Nov. 11, 2012 in Columbia, S.C.
Attempted 25 or more 3-pointers:	South Carolina: 27 vs. Rider, Nov. 19, 2012 in Columbia, S.C. Opponent: 33, Milwaukee, Nov. 11, 2012 in Columbia, S.C.
Made 30 or more free throws:	South Carolina: 32 vs. Vanderbilt (Jan. 28, 2009) in Columbia Opponent: 31, Florida (Feb. 3, 2009) in Gainesville, Fla.
Attempted 40 or more free throws:	South Carolina: 44 vs. Georgia Southern (Nov. 16, 2009) in Columbia Opponent: 40, Florida (Feb. 3, 2009) in Gainesville, Fla.
Swiped 15 or more steals:	South Carolina: 15 vs. Vanderbilt (Jan. 16, 2010) in Columbia Opponent: 17, Indiana (Nov. 8, 1998) in Indianapolis, Ind.
Blocked 12 or more shots:	South Carolina: 12, vs. Vanderbilt, Jan. 8, 2011 in Columbia Opponent: 13, Syracuse (Jan. 21, 1999) in Syracuse, N.Y.
Blocked 8 or more shots:	South Carolina: 8, vs. Appalachian State, Dec. 19, 2012 in Columbia, S.C.. Opponent: 9, St. John's, Nov. 29, 2012 in Queens, N.Y.
Won by 30 or more points:	South Carolina: 35 vs. SC State (91-56), Jan. 4, 2011 in Columbia Opponent: 34, 86-52, Kentucky, Feb. 4, 2012, in Columbia, S.C.
Won by 20 or more points:	South Carolina: 28 vs. SC State, Jan. 3, 2012 in Columbia, S.C. Opponent: 24, St. John's, Nov. 29, 2012 in Queens, N.Y..
Played a single overtime game:	Win: 74-67, vs. Missouri State, Nov. 24, 2012 in Puerto Vallarta, Mexico Loss: 69-67, vs. Mississippi State, Feb. 29, 2012 in Columbia, S.C.
Played a double overtime game:	Win: 87-85 vs. WKU (Nov. 27, 2010) in Bowling Green, Ky. Loss: 98-88 vs. Louisville (Feb. 20, 1988) in Columbia
South Carolina played a No. 1 Team in the country:	Win: 68-62 vs. Kentucky (Jan. 26, 2010) in Columbia Loss: 86-52 loss vs. No. 1/1 Kentucky, Feb. 4, 2012, in Columbia, S.C.
South Carolina played a top-5 opponent:	Win: 68-62 vs. No. 1/1 Kentucky (Jan. 26, 2010) in Columbia Loss: 86-52 loss vs. No. 1/1 Kentucky, Feb. 4, 2012, in Columbia, S.C.
South Carolina played a top-10 opponent:	Win: 68-62 vs. No. 1/1 Kentucky (Jan. 26, 2010) in Columbia Loss: 86-52 loss vs. No. 1/1 Kentucky, Feb. 4, 2012, in Columbia, S.C.
South Carolina played a top-25 opponent:	Win: 83-75 (OT) win over No. 22/24 Vanderbilt, Jan. 8, 2011 in Columbia Loss: 86-52 loss vs. No. 1/1 Kentucky, Feb. 4, 2012, in Columbia, S.C.
South Carolina defeated a ranked opponent:	Home: 83-75 vs. No. 22/24 Vanderbilt (Jan. 8, 2011) in Columbia <u>Away: 77-73 at No. 13/19 Vanderbilt (March 6, 2010) in Nashville, Tenn.</u> SEC Home: 83-75 vs. No. 22/24 Vanderbilt (Jan. 8, 2011) in Columbia SEC Away: 77-73 at No. 13/19 Vanderbilt (March 6, 2010) in Nashville, Tenn. Non-conference away: 85-84 at No. 19/20 Baylor (Jan. 2, 2009) in Waco, Texas
A South Carolina win opened up the season:	Home: 82-75 (OT), vs. Milwaukee, Nov. 11, 2012, in Columbia, S.C. Away: 81-63 win at Western Carolina (Nov. 12, 2005) in Cullowhee, N.C. Neutral: 74-61 win vs. Chaminade (Nov. 19, 2001) in Maui, Hawaii (Maui Invite)
South Carolina opened up SEC play:	Home: 83-75 win vs. No. 22/24 Vanderbilt (Jan. 8, 2011) in Columbia Away: 79-64 loss vs. No. 2/2 Kentucky (Jan. 7, 2012) in Lexington, Ky.





2012-13  
South Carolina Combined Team Statistics (as of Jan 11, 2013)  
All games

RECORD:	OVERALL	HOME	AWAY	NEUTRAL
ALL GAMES	10-4	7-2	0-2	3-0
CONFERENCE	0-1	0-0	0-1	0-0
NON-CONFERENCE	10-3	7-2	0-1	3-0

#	Player	gp-gs	min	avg	Total		3-Point		F-Throw		Rebounds								pts	avg		
					fg-fga	fg%	3fg-fga	3fg%	ft-fa	ft%	off	def	tot	avg	pf	dq	a	to			blk	stl
01	WILLIAMS, Brenton	14-6	323	23.1	54-102	.529	23-50	.460	41-51	.804	4	20	24	1.7	21	0	18	21	4	13	172	12.3
00	PAGE, LaShay	9-9	220	24.4	32-93	.344	14-45	.311	27-31	.871	4	26	30	3.3	16	0	8	14	1	3	105	11.7
23	ELLINGTON, Bruce	5-1	131	26.2	17-40	.425	5-15	.333	11-17	.647	2	10	12	2.4	14	0	6	20	1	5	50	10.0
30	JACKSON, Lakeem	14-14	443	31.6	65-106	.613	0-1	.000	7-28	.250	39	64	103	7.4	35	0	31	38	13	9	137	9.8
02	RICHARDSON, Brian	14-3	313	22.4	45-110	.409	25-60	.417	20-26	.769	14	30	44	3.1	29	0	22	18	8	7	135	9.6
24	CARRERA, Michael	9-6	165	18.3	27-57	.474	2-2	1.000	29-37	.784	23	38	61	6.8	30	1	6	18	7	1	85	9.4
25	KACINAS, Mindaugas	14-6	376	26.9	41-72	.569	3-13	.231	23-34	.676	37	40	77	5.5	37	1	15	29	13	5	108	7.7
05	SMITH, Eric	14-14	390	27.9	29-83	.349	6-26	.231	18-28	.643	7	23	30	2.1	22	0	60	39	1	10	82	5.9
33	SLAWSON, RJ	14-10	227	16.2	22-50	.440	1-5	.200	23-34	.676	28	26	54	3.9	47	2	10	16	9	9	68	4.9
32	LEONARD, Damien	12-1	156	13.0	15-47	.319	8-27	.296	7-9	.778	5	19	24	2.0	12	0	6	16	1	4	45	3.8
14	CHATKEVICIUS, L.	8-0	85	10.6	11-21	.524	1-2	.500	4-8	.500	12	11	23	2.9	13	0	6	13	0	0	27	3.4
35	STEELE, Brian	2-0	4	2.0	0-1	.000	0-0	.000	2-2	1.000	0	1	1	0.5	1	0	0	1	0	1	2	1.0
55	PHILLIPS, Shane	6-0	12	2.0	0-2	.000	0-2	.000	0-0	.000	0	0	0	0.0	1	0	1	1	0	0	0	0.0
12	CONSTABLE, Austin	3-0	5	1.7	0-2	.000	0-1	.000	0-0	.000	1	0	1	0.3	0	0	0	1	0	0	0	0.0
Team											30	29	59					4				
Total.....		14	2850		358-786	.455	88-249	.353	212-305	.695	206	337	543	38.8	278	4	189	249	58	67	1016	72.6
Opponents.....		14	2850		338-778	.434	69-223	.309	209-317	.659	154	257	411	29.4	282	-	174	195	67	126	954	68.1

TEAM STATISTICS	SC	OPP
SCORING	1016	954
Points per game	72.6	68.1
Scoring margin	+4.4	-
FIELD GOALS-ATT	358-786	338-778
Field goal pct	.455	.434
3 POINT FG-ATT	88-249	69-223
3-point FG pct	.353	.309
3-pt FG made per game	6.3	4.9
FREE THROWS-ATT	212-305	209-317
Free throw pct	.695	.659
F-Throws made per game	15.1	14.9
REBOUNDS	543	411
Rebounds per game	38.8	29.4
Rebounding margin	+9.4	-
ASSISTS	189	174
Assists per game	13.5	12.4
TURNOVERS	249	195
Turnovers per game	17.8	13.9
Turnover margin	-3.9	-
Assist/turnover ratio	0.8	0.9
STEALS	67	126
Steals per game	4.8	9.0
BLOCKS	58	67
Blocks per game	4.1	4.8
ATTENDANCE	69785	11515
Home games-Avg/Game	9-7754	2-5468
Neutral site-Avg/Game	-	3-193

Date	Opponent	Score	Att.
& 11/11/12	UW-MILWAUKEE	Wot 82-75	7335
11/16/12	MORGAN STATE	W 87-71	8019
& 11/19/12	RIDER	W 88-76	7157
11/21/12	ELON	L 53-65	6754
^ 11/24/12	vs Missouri State	Wot 74-67	303
^ 11/25/12	vs UALR	W 74-62	276
% 11/29/12	at St. John's	L 65-89	4902
12/2/12	CLEMSON	L 55-64	10684
12/7/12	JACKSONVILLE	W 91-74	6980
12/19/12	APPALACHIAN STATE	W 74-69	8118
12/22/12	vs Manhattan	W 63-57	0
12/29/12	PRESBYTERIAN	W 76-60	7344
1/5/13	SOUTH CAROLINA STATE	W 80-69	7394
* 01-09-13	at Mississippi State	L 54-56	6034

\* = Conference game  
& = Hoops For Hope Classic (Columbia, S.C.)  
^ = Hoops For Hope Classic (Puerto Vallarta, Mexico)  
% = SEC/BIG EAST Challenge (Queens, N.Y.)

Score by Periods	1st	2nd	OT	Totals
South Carolina	488	496	32	1016
Opponents	442	494	18	954



2012-13  
South Carolina Combined Team Statistics (as of Jan 11, 2013)  
Conference games

RECORD:	OVERALL	HOME	AWAY	NEUTRAL
ALL GAMES	0-1	0-0	0-1	0-0
CONFERENCE	0-1	0-0	0-1	0-0
NON-CONFERENCE	0-0	0-0	0-0	0-0

##	Player	gp-gs	min	avg	Total		3-Point		F-Throw		Rebounds				pf	dq	a	to	blk	stl	pts	avg
					fg-fga	fg%	3fg-fga	3fg%	ft-fa	ft%	off	def	tot	avg								
02	RICHARDSON, Brian	1-1	35	35.0	7-19	.368	5-11	.455	1-2	.500	4	4	8	8.0	2	0	1	1	1	2	20	20.0
23	ELLINGTON, Bruce	1-1	23	23.0	4-7	.571	3-6	.500	0-0	.000	0	0	0	0.0	4	0	2	9	0	2	11	11.0
05	SMITH, Eric	1-1	35	35.0	4-7	.571	0-1	.000	0-1	.000	1	2	3	3.0	1	0	5	2	0	0	8	8.0
14	CHATKEVICIUS, L.	1-0	18	18.0	1-4	.250	0-1	.000	2-2	1.000	3	3	6	6.0	2	0	0	3	0	0	4	4.0
30	JACKSON, Lakeem	1-1	26	26.0	2-2	1.000	0-0	.000	0-2	.000	1	3	4	4.0	4	0	1	4	4	2	4	4.0
33	SLAWSON, RJ	1-0	8	8.0	0-0	.000	0-0	.000	3-4	.750	1	3	4	4.0	2	0	0	1	0	0	3	3.0
24	CARRERA, Michael	1-0	7	7.0	1-3	.333	0-0	.000	0-0	.000	1	2	3	3.0	3	0	0	0	0	0	2	2.0
01	WILLIAMS, Brenton	1-0	6	6.0	1-4	.250	0-1	.000	0-0	.000	0	1	1	1.0	0	0	0	1	0	1	2	2.0
25	KACINAS, Mindaugas	1-1	30	30.0	0-3	.000	0-0	.000	0-0	.000	1	2	3	3.0	2	0	1	2	0	0	0	0.0
32	LEONARD, Damien	1-0	12	12.0	0-2	.000	0-1	.000	0-0	.000	0	2	2	2.0	0	0	0	1	0	0	0	0.0
Team											1	3	4									
Total.....		1	200		20-51	.392	8-21	.381	6-11	.545	13	25	38	38.0	20	0	10	24	5	7	54	54.0
Opponents.....		1	200		19-49	.388	0-10	.000	18-25	.720	9	20	29	29.0	15	-	8	17	8	14	56	56.0

TEAM STATISTICS	SC	OPP
SCORING	54	56
Points per game	54.0	56.0
Scoring margin	-2.0	-
FIELD GOALS-ATT	20-51	19-49
Field goal pct	.392	.388
3 POINT FG-ATT	8-21	0-10
3-point FG pct	.381	.000
3-pt FG made per game	8.0	0.0
FREE THROWS-ATT	6-11	18-25
Free throw pct	.545	.720
F-Throws made per game	6.0	18.0
REBOUNDS	38	29
Rebounds per game	38.0	29.0
Rebounding margin	+9.0	-
ASSISTS	10	8
Assists per game	10.0	8.0
TURNOVERS	24	17
Turnovers per game	24.0	17.0
Turnover margin	-7.0	-
Assist/turnover ratio	0.4	0.5
STEALS	7	14
Steals per game	7.0	14.0
BLOCKS	5	8
Blocks per game	5.0	8.0
ATTENDANCE	0	6034
Home games-Avg/Game	0-0	1-6034
Neutral site-Avg/Game	-	0-0

Date	Opponent	Score	Att.
* 01-09-13	at Mississippi State	L 54-56	6034

\* = Conference game

& = Hoops For Hope Classic (Columbia, S.C.)

^ = Hoops For Hope Classic (Puerto Vallarta, Mexico)

% = SEC/BIG EAST Challenge (Queens, N.Y.)

Score by Periods	1st	2nd	Totals
South Carolina	26	28	54
Opponents	26	30	56



2012-13  
South Carolina Team Game-by-Game Comparison (as of Jan 11, 2013)  
All games

Opponent	1st	2nd	Score	Mar	Total FG	FG Pct	3-Pointers	3FG Pct	Free Throws	FT Pct	Rebounds	Assist	T/Over	Block	Steal	Fouls
UW-MILWAUKEE	23/38	43/28	82-75	+7	28-63/26-67	.444/.388	0-11/14-33	.000/.424	26-31/9-19	.839/.474	45/33 +12	11/17	17/15	7/3	5/7	16/24
MORGAN STATE	45/41	42/30	87-71	+16	30-57/28-53	.526/.528	6-16/2-13	.375/.154	21-26/13-20	.808/.650	35/22 +13	10/13	20/20	2/4	5/11	20/20
RIDER	44/37	44/39	88-76	+12	32-60/27-53	.533/.509	13-27/6-14	.481/.429	11-14/16-21	.786/.762	33/23 +10	22/13	18/17	2/2	5/9	20/13
ELON	23/31	30/34	53-65	(12)	18-56/26-57	.321/.456	6-19/8-15	.316/.533	11-17/5-11	.647/.455	43/30 +13	10/13	22/14	5/6	7/12	16/19
Missouri State	28/33	30/25	74-67	+7	22-39/23-59	.564/.390	8-18/5-19	.444/.263	22-28/16-28	.786/.571	33/29 +4	13/7	25/13	5/0	2/10	24/24
UALR	39/22	35/40	74-62	+12	28-50/23-57	.560/.404	6-16/5-16	.375/.313	12-17/11-23	.706/.478	40/25 +15	14/14	21/12	5/3	9/11	20/18
St. John's	26/38	39/51	65-89	(24)	24-65/33-58	.369/.569	5-23/7-14	.217/.500	12-21/16-24	.571/.667	43/31 +12	10/19	12/7	1/9	2/8	17/18
CLEMSON	27/28	28/36	55-64	(9)	18-52/17-39	.346/.436	4-15/3-11	.267/.273	15-22/27-37	.682/.730	36/29 +7	10/8	19/13	4/8	3/10	28/25
JACKSONVILLE	57/30	34/44	91-74	+17	31-56/26-68	.554/.382	10-16/3-20	.625/.150	19-29/19-28	.655/.679	42/31 +11	20/11	17/7	6/8	3/7	25/22
APPALACHIAN STATE	37/35	37/34	74-69	+5	28-61/23-63	.459/.365	5-15/4-14	.333/.286	13-19/19-22	.684/.864	37/40 (3)	18/12	17/17	8/4	4/6	21/24
Manhattan	36/30	27/27	63-57	+6	20-49/18-45	.408/.400	6-20/8-24	.300/.333	17-25/13-24	.680/.542	42/23 +19	10/16	19/13	1/4	6/13	19/21
PRESBYTERIAN	40/24	36/36	76-60	+16	27-56/23-49	.482/.469	7-16/4-13	.438/.308	15-24/10-13	.625/.769	34/25 +9	15/10	9/15	4/4	5/5	14/18
SOUTH CAROLINA STATE	37/29	43/40	80-69	+11	32-71/26-61	.451/.426	4-16/0-7	.250/.000	12-21/17-22	.571/.773	42/41 +1	16/13	9/15	3/4	4/3	18/21
Mississippi State	26/26	28/30	54-56	(2)	20-51/19-49	.392/.388	8-21/0-10	.381/.000	6-11/18-25	.545/.720	38/29 +9	10/8	24/17	5/8	7/14	20/15

Note: Game totals are displayed in the format TEAM/OPPONENT for each category



2012-13  
South Carolina Category Leaders (as of Jan 11, 2013)  
All games

Points	G	Pts	Pts/G
WILLIAMS, Brenton	14	172	12.3
JACKSON, Lakeem	14	137	9.8
RICHARDSON, Brian	14	135	9.6
KACINAS, Mindaugas	14	108	7.7
PAGE, LaShay	9	105	11.7
CARRERA, Michael	9	85	9.4
SMITH, Eric	14	82	5.9
SLAWSON, RJ	14	68	4.9
ELLINGTON, Bruce	5	50	10.0
LEONARD, Damien	12	45	3.8
CHATKEVICIUS, L.	8	27	3.4
STEELE, Brian	2	2	1.0

FG Percentage	FG	Att	Pct
JACKSON, Lakeem	65	106	.613
KACINAS, Mindaugas	41	72	.569
WILLIAMS, Brenton	54	102	.529
CHATKEVICIUS, L.	11	21	.524
CARRERA, Michael	27	57	.474
SLAWSON, RJ	22	50	.440
ELLINGTON, Bruce	17	40	.425
RICHARDSON, Brian	45	110	.409
SMITH, Eric	29	83	.349
PAGE, LaShay	32	93	.344
LEONARD, Damien	15	47	.319
PHILLIPS, Shane	0	2	.000
STEELE, Brian	0	1	.000
CONSTABLE, Austin	0	2	.000

3-Point Percentage	3FG	Att	Pct
CARRERA, Michael	2	2	1.000
CHATKEVICIUS, L.	1	2	.500
WILLIAMS, Brenton	23	50	.460
RICHARDSON, Brian	25	60	.417
ELLINGTON, Bruce	5	15	.333
PAGE, LaShay	14	45	.311
LEONARD, Damien	8	27	.296
KACINAS, Mindaugas	3	13	.231
SMITH, Eric	6	26	.231
SLAWSON, RJ	1	5	.200
CONSTABLE, Austin	0	1	.000
PHILLIPS, Shane	0	2	.000
JACKSON, Lakeem	0	1	.000

Free Throw Percent	FG	Att	Pct
STEELE, Brian	2	2	1.000
PAGE, LaShay	27	31	.871
WILLIAMS, Brenton	41	51	.804
CARRERA, Michael	29	37	.784
LEONARD, Damien	7	9	.778
RICHARDSON, Brian	20	26	.769
KACINAS, Mindaugas	23	34	.676
SLAWSON, RJ	23	34	.676
ELLINGTON, Bruce	11	17	.647
SMITH, Eric	18	28	.643
CHATKEVICIUS, L.	4	8	.500
JACKSON, Lakeem	7	28	.250

Scoring Average	G	Pts	Avg/G
WILLIAMS, Brenton	14	172	12.3
PAGE, LaShay	9	105	11.7
ELLINGTON, Bruce	5	50	10.0
JACKSON, Lakeem	14	137	9.8
RICHARDSON, Brian	14	135	9.6
CARRERA, Michael	9	85	9.4
KACINAS, Mindaugas	14	108	7.7
SMITH, Eric	14	82	5.9
SLAWSON, RJ	14	68	4.9
LEONARD, Damien	12	45	3.8
CHATKEVICIUS, L.	8	27	3.4
STEELE, Brian	2	2	1.0

Field Goal Attempts	G	Att	Att/G
RICHARDSON, Brian	14	110	7.9
JACKSON, Lakeem	14	106	7.6
WILLIAMS, Brenton	14	102	7.3
PAGE, LaShay	9	93	10.3
SMITH, Eric	14	83	5.9

Field Goals Made	G	Made	Made/G
JACKSON, Lakeem	14	65	4.6
WILLIAMS, Brenton	14	54	3.9
RICHARDSON, Brian	14	45	3.2
KACINAS, Mindaugas	14	41	2.9
PAGE, LaShay	9	32	3.6

3-Point FG Attempts	G	Att	Att/G
RICHARDSON, Brian	14	60	4.3
WILLIAMS, Brenton	14	50	3.6
PAGE, LaShay	9	45	5.0
LEONARD, Damien	12	27	2.3
SMITH, Eric	14	26	1.9

3-Point FG Made	G	Made	Made/G
RICHARDSON, Brian	14	25	1.8
WILLIAMS, Brenton	14	23	1.6
PAGE, LaShay	9	14	1.6
LEONARD, Damien	12	8	0.7
SMITH, Eric	14	6	0.4

Free Throw Attempts	G	Att	Att/G
WILLIAMS, Brenton	14	51	3.6
CARRERA, Michael	9	37	4.1
KACINAS, Mindaugas	14	34	2.4
SLAWSON, RJ	14	34	2.4
PAGE, LaShay	9	31	3.4

Free Throws Made	G	Made	Made/G
WILLIAMS, Brenton	14	41	2.9
CARRERA, Michael	9	29	3.2
PAGE, LaShay	9	27	3.0
SLAWSON, RJ	14	23	1.6
KACINAS, Mindaugas	14	23	1.6





2012-13  
South Carolina Category Leaders (as of Jan 11, 2013)  
All games

Rebounds	G	Reb	Reb/G
JACKSON, Lakeem	14	103	7.4
KACINAS, Mindaugas	14	77	5.5
CARRERA, Michael	9	61	6.8
SLAWSON, RJ	14	54	3.9
RICHARDSON, Brian	14	44	3.1

Rebound Average	G	Reb	Avg/G
JACKSON, Lakeem	14	103	7.4
CARRERA, Michael	9	61	6.8
KACINAS, Mindaugas	14	77	5.5
SLAWSON, RJ	14	54	3.9
PAGE, LaShay	9	30	3.3

Offensive Rebounds	G	No.	Avg/G
JACKSON, Lakeem	14	39	2.8
KACINAS, Mindaugas	14	37	2.6
SLAWSON, RJ	14	28	2.0
CARRERA, Michael	9	23	2.6
RICHARDSON, Brian	14	14	1.0

Defensive Rebounds	G	No.	Avg/G
JACKSON, Lakeem	14	64	4.6
KACINAS, Mindaugas	14	40	2.9
CARRERA, Michael	9	38	4.2
RICHARDSON, Brian	14	30	2.1
PAGE, LaShay	9	26	2.9
SLAWSON, RJ	14	26	1.9

Fouls	G	No.	Per/G
SLAWSON, RJ	14	47	3.4
KACINAS, Mindaugas	14	37	2.6
JACKSON, Lakeem	14	35	2.5
CARRERA, Michael	9	30	3.3
RICHARDSON, Brian	14	29	2.1

Foulsouts	G	No.
SLAWSON, RJ	14	2
CARRERA, Michael	9	1
KACINAS, Mindaugas	14	1

Assists	G	No.	Ast/G
SMITH, Eric	14	60	4.3
JACKSON, Lakeem	14	31	2.2
RICHARDSON, Brian	14	22	1.6
WILLIAMS, Brenton	14	18	1.3
KACINAS, Mindaugas	14	15	1.1

Steals	G	No.	Stl/G
WILLIAMS, Brenton	14	13	0.9
SMITH, Eric	14	10	0.7
SLAWSON, RJ	14	9	0.6
JACKSON, Lakeem	14	9	0.6
RICHARDSON, Brian	14	7	0.5

Blocked Shots	G	No.	Blk/G
KACINAS, Mindaugas	14	13	0.9
JACKSON, Lakeem	14	13	0.9
SLAWSON, RJ	14	9	0.6
RICHARDSON, Brian	14	8	0.6
CARRERA, Michael	9	7	0.8

Minutes	G	No.	Min/G
JACKSON, Lakeem	14	443	31.6
SMITH, Eric	14	390	27.9
KACINAS, Mindaugas	14	376	26.9
WILLIAMS, Brenton	14	323	23.1
RICHARDSON, Brian	14	313	22.4

Turnovers	G	No.	TO/G
SMITH, Eric	14	39	2.8
JACKSON, Lakeem	14	38	2.7
KACINAS, Mindaugas	14	29	2.1
WILLIAMS, Brenton	14	21	1.5
ELLINGTON, Bruce	5	20	4.0



2012-13  
South Carolina Team High/Low Analysis (as of Jan 11, 2013)  
All games

South Carolina - TEAM GAME HIGHS

POINTS	91	JACKSONVILLE (12/7/12)
	88	RIDER (11/19/12)
	87	MORGAN STATE (11/16/12)
	82	UW-MILWAUKEE (11/11/12)
	80	SOUTH CAROLINA STATE (1/5/13)
FIELD GOALS MADE	32	SOUTH CAROLINA STATE (1/5/13)
	32	RIDER (11/19/12)
FIELD GOAL ATTEMPTS	71	SOUTH CAROLINA STATE (1/5/13)
	65	at St. John's (11/29/12)
FIELD GOAL PERCENTAGE	.564 (22-39)	vs Missouri State (11/24/12)
	.560 (28-50)	vs UALR (11/25/12)
3 PT FIELD GOALS MADE	13	RIDER (11/19/12)
	10	JACKSONVILLE (12/7/12)
3 PT FG ATTEMPTS	27	RIDER (11/19/12)
	23	at St. John's (11/29/12)
3 PT FG PERCENTAGE	.625 (10-16)	JACKSONVILLE (12/7/12)
	.481 (13-27)	RIDER (11/19/12)
FREE THROWS MADE	26	UW-MILWAUKEE (11/11/12)
	22	vs Missouri State (11/24/12)
FREE THROW ATTEMPTS	31	UW-MILWAUKEE (11/11/12)
	29	JACKSONVILLE (12/7/12)
FREE THROW PERCENTAGE	.839 (26-31)	UW-MILWAUKEE (11/11/12)
	.808 (21-26)	MORGAN STATE (11/16/12)
REBOUNDS	45	UW-MILWAUKEE (11/11/12)
	43	at St. John's (11/29/12)
	43	ELON (11/21/12)
ASSISTS	22	RIDER (11/19/12)
	20	JACKSONVILLE (12/7/12)
STEALS	9	vs UALR (11/25/12)
	7	at Mississippi State (01-09-13)
	7	ELON (11/21/12)
BLOCKED SHOTS	8	APPALACHIAN STATE (12/19/12)
	7	UW-MILWAUKEE (11/11/12)
TURNOVERS	25	vs Missouri State (11/24/12)
	24	at Mississippi State (01-09-13)
FOULS	28	CLEMSON (12/2/12)
	25	JACKSONVILLE (12/7/12)



2012-13  
South Carolina High/Low Analysis (as of Jan 11, 2013)  
All games

Opponent - GAME HIGHS

POINTS	89	at St. John's (11/29/12)
	76	RIDER (11/19/12)
	75	UW-MILWAUKEE (11/11/12)
	74	JACKSONVILLE (12/7/12)
	71	MORGAN STATE (11/16/12)
FIELD GOALS MADE	33	at St. John's (11/29/12)
	28	MORGAN STATE (11/16/12)
FIELD GOAL ATTEMPTS	68	JACKSONVILLE (12/7/12)
	67	UW-MILWAUKEE (11/11/12)
FIELD GOAL PERCENTAGE	.569 (33-58)	at St. John's (11/29/12)
	.528 (28-53)	MORGAN STATE (11/16/12)
3 PT FIELD GOALS MADE	14	UW-MILWAUKEE (11/11/12)
	8	vs Manhattan (12/22/12)
	8	ELON (11/21/12)
3 PT FG ATTEMPTS	33	UW-MILWAUKEE (11/11/12)
	24	vs Manhattan (12/22/12)
3 PT FG PERCENTAGE	.533 (8-15)	ELON (11/21/12)
	.500 (7-14)	at St. John's (11/29/12)
FREE THROWS MADE	27	CLEMSON (12/2/12)
	19	APPALACHIAN STATE (12/19/12)
	19	JACKSONVILLE (12/7/12)
FREE THROW ATTEMPTS	37	CLEMSON (12/2/12)
	28	JACKSONVILLE (12/7/12)
	28	vs Missouri State (11/24/12)
FREE THROW PERCENTAGE	.864 (19-22)	APPALACHIAN STATE (12/19/12)
	.773 (17-22)	SOUTH CAROLINA STATE (1/5/13)
REBOUNDS	41	SOUTH CAROLINA STATE (1/5/13)
	40	APPALACHIAN STATE (12/19/12)
ASSISTS	19	at St. John's (11/29/12)
	17	UW-MILWAUKEE (11/11/12)
STEALS	14	at Mississippi State (01-09-13)
	13	vs Manhattan (12/22/12)
BLOCKED SHOTS	9	at St. John's (11/29/12)
	8	at Mississippi State (01-09-13)
	8	JACKSONVILLE (12/7/12)
	8	CLEMSON (12/2/12)
TURNOVERS	20	MORGAN STATE (11/16/12)
	17	at Mississippi State (01-09-13)
	17	APPALACHIAN STATE (12/19/12)
	17	RIDER (11/19/12)
FOULS	25	CLEMSON (12/2/12)
	24	APPALACHIAN STATE (12/19/12)
	24	vs Missouri State (11/24/12)
	24	UW-MILWAUKEE (11/11/12)



2012-13  
South Carolina High/Low Analysis (as of Jan 11, 2013)  
All games

South Carolina - GAME LOWS

POINTS	53	ELON (11/21/12)
	54	at Mississippi State (01-09-13)
	55	CLEMSON (12/2/12)
	63	vs Manhattan (12/22/12)
	65	at St. John's (11/29/12)
FIELD GOALS MADE	18	ELON (11/21/12)
	18	CLEMSON (12/2/12)
FIELD GOAL ATTEMPTS	39	vs Missouri State (11/24/12)
	49	vs Manhattan (12/22/12)
FIELD GOAL PERCENTAGE	.321 (18-56)	ELON (11/21/12)
	.346 (18-52)	CLEMSON (12/2/12)
3 PT FIELD GOALS MADE	0	UW-MILWAUKEE (11/11/12)
	4	CLEMSON (12/2/12)
	4	SOUTH CAROLINA STATE (1/5/13)
3 PT FG ATTEMPTS	11	UW-MILWAUKEE (11/11/12)
	15	CLEMSON (12/2/12)
	15	APPALACHIAN STATE (12/19/12)
3 PT FG PERCENTAGE	.000 (0-11)	UW-MILWAUKEE (11/11/12)
	.217 (5-23)	at St. John's (11/29/12)
FREE THROWS MADE	6	at Mississippi State (01-09-13)
	11	RIDER (11/19/12)
	11	ELON (11/21/12)
FREE THROW ATTEMPTS	11	at Mississippi State (01-09-13)
	14	RIDER (11/19/12)
FREE THROW PERCENTAGE	.545 (6-11)	at Mississippi State (01-09-13)
	.571 (12-21)	at St. John's (11/29/12)
	.571 (12-21)	SOUTH CAROLINA STATE (1/5/13)
REBOUNDS	33	RIDER (11/19/12)
	33	vs Missouri State (11/24/12)
ASSISTS	10	MORGAN STATE (11/16/12)
	10	ELON (11/21/12)
	10	at St. John's (11/29/12)
	10	CLEMSON (12/2/12)
	10	vs Manhattan (12/22/12)
	10	at Mississippi State (01-09-13)
STEALS	2	vs Missouri State (11/24/12)
	2	at St. John's (11/29/12)
BLOCKED SHOTS	1	at St. John's (11/29/12)
	1	vs Manhattan (12/22/12)
TURNOVERS	9	PRESBYTERIAN (12/29/12)
	9	SOUTH CAROLINA STATE (1/5/13)
FOULS	14	PRESBYTERIAN (12/29/12)
	16	UW-MILWAUKEE (11/11/12)
	16	ELON (11/21/12)





2012-13  
South Carolina High/Low Analysis (as of Jan 11, 2013)  
All games

Opponent - GAME LOWS

POINTS	56	at Mississippi State (01-09-13)
	57	vs Manhattan (12/22/12)
	60	PRESBYTERIAN (12/29/12)
	62	vs UALR (11/25/12)
	64	CLEMSON (12/2/12)
FIELD GOALS MADE	17	CLEMSON (12/2/12)
	18	vs Manhattan (12/22/12)
FIELD GOAL ATTEMPTS	39	CLEMSON (12/2/12)
	45	vs Manhattan (12/22/12)
FIELD GOAL PERCENTAGE	.365 (23-63)	APPALACHIAN STATE (12/19/12)
	.382 (26-68)	JACKSONVILLE (12/7/12)
3 PT FIELD GOALS MADE	0	SOUTH CAROLINA STATE (1/5/13)
	0	at Mississippi State (01-09-13)
3 PT FG ATTEMPTS	7	SOUTH CAROLINA STATE (1/5/13)
	10	at Mississippi State (01-09-13)
3 PT FG PERCENTAGE	.000 (0-7)	SOUTH CAROLINA STATE (1/5/13)
	.000 (0-10)	at Mississippi State (01-09-13)
FREE THROWS MADE	5	ELON (11/21/12)
	9	UW-MILWAUKEE (11/11/12)
FREE THROW ATTEMPTS	11	ELON (11/21/12)
	13	PRESBYTERIAN (12/29/12)
FREE THROW PERCENTAGE	.455 (5-11)	ELON (11/21/12)
	.474 (9-19)	UW-MILWAUKEE (11/11/12)
REBOUNDS	22	MORGAN STATE (11/16/12)
	23	RIDER (11/19/12)
	23	vs Manhattan (12/22/12)
ASSISTS	7	vs Missouri State (11/24/12)
	8	CLEMSON (12/2/12)
	8	at Mississippi State (01-09-13)
STEALS	3	SOUTH CAROLINA STATE (1/5/13)
	5	PRESBYTERIAN (12/29/12)
BLOCKED SHOTS	0	vs Missouri State (11/24/12)
	2	RIDER (11/19/12)
TURNOVERS	7	at St. John's (11/29/12)
	7	JACKSONVILLE (12/7/12)
FOULS	13	RIDER (11/19/12)
	15	at Mississippi State (01-09-13)



2012-13  
South Carolina Player High/Low Analysis (as of Jan 11, 2013)  
All games

South Carolina - INDIVIDUAL GAME HIGHS

Points	22		PAGE, LaShay vs Missouri State (11/24/12)
	22		WILLIAMS, Brenton vs Rider (11/19/12)
	20		RICHARDSON, Brian at Mississippi State (01-09-13)
	20		PAGE, LaShay vs Morgan State (11/16/12)
	19		PAGE, LaShay vs UW-Milwaukee (11/11/12)
Field Goals Made	8		JACKSON, Lakeem vs South Carolina State (1/5/13)
	8		JACKSON, Lakeem vs Appalachian State (12/19/12)
	8		KACINAS, Mindaugas vs Rider (11/19/12)
Field Goal Att.	19		RICHARDSON, Brian at Mississippi State (01-09-13)
	18		PAGE, LaShay vs UW-Milwaukee (11/11/12)
FG Pct (min 5 made)	1.000	(7-7)	WILLIAMS, Brenton vs UALR (11/25/12)
	.875	(7-8)	JACKSON, Lakeem vs Rider (11/19/12)
3-Point FG Made	5		RICHARDSON, Brian at Mississippi State (01-09-13)
	5		WILLIAMS, Brenton vs Rider (11/19/12)
3-Point FG Att.	11		RICHARDSON, Brian at Mississippi State (01-09-13)
	8		WILLIAMS, Brenton vs Manhattan (12/22/12)
	8		WILLIAMS, Brenton vs Rider (11/19/12)
3-Pt FG Pct (min 2 made)	1.000	(4-4)	RICHARDSON, Brian vs Jacksonville (12/7/12)
	1.000	(2-2)	WILLIAMS, Brenton vs Appalachian State (12/19/12)
	1.000	(2-2)	ELLINGTON, Bruce vs Appalachian State (12/19/12)
Free Throws Made	8		WILLIAMS, Brenton vs UW-Milwaukee (11/11/12)
	7		PAGE, LaShay vs Missouri State (11/24/12)
Free Throw Att.	10		ELLINGTON, Bruce vs Jacksonville (12/7/12)
	9		SMITH, Eric vs Morgan State (11/16/12)
FT Pct (min 3 made)	1.000	(8-8)	WILLIAMS, Brenton vs UW-Milwaukee (11/11/12)
	1.000	(6-6)	PAGE, LaShay vs Morgan State (11/16/12)
	1.000	(5-5)	PAGE, LaShay vs Appalachian State (12/19/12)
	1.000	(5-5)	CARRERA, Michael vs UW-Milwaukee (11/11/12)
	1.000	(4-4)	WILLIAMS, Brenton vs Clemson (12/2/12)
	1.000	(3-3)	KACINAS, Mindaugas vs Clemson (12/2/12)
	1.000	(3-3)	PAGE, LaShay vs UALR (11/25/12)
	1.000	(3-3)	RICHARDSON, Brian vs Rider (11/19/12)
	1.000	(3-3)	WILLIAMS, Brenton vs Rider (11/19/12)
	1.000	(3-3)	WILLIAMS, Brenton vs Morgan State (11/16/12)
Rebounds	15		JACKSON, Lakeem vs UALR (11/25/12)
	15		CARRERA, Michael vs UW-Milwaukee (11/11/12)
Assists	9		SMITH, Eric vs Appalachian State (12/19/12)
	7		SMITH, Eric vs South Carolina State (1/5/13)
	7		SMITH, Eric vs Jacksonville (12/7/12)
Steals	3		SMITH, Eric vs UALR (11/25/12)
	2		JACKSON, Lakeem at Mississippi State (01-09-13)
	2		RICHARDSON, Brian at Mississippi State (01-09-13)
	2		ELLINGTON, Bruce at Mississippi State (01-09-13)
	2		WILLIAMS, Brenton vs South Carolina State (1/5/13)
	2		WILLIAMS, Brenton vs Presbyterian (12/29/12)
	2		WILLIAMS, Brenton vs Manhattan (12/22/12)
	2		SLAWSON, RJ vs Manhattan (12/22/12)
	2		SLAWSON, RJ vs UALR (11/25/12)
	2		KACINAS, Mindaugas vs UALR (11/25/12)
	2		WILLIAMS, Brenton vs UALR (11/25/12)
	2		JACKSON, Lakeem vs Elon (11/21/12)
	2		JACKSON, Lakeem vs Rider (11/19/12)
	2		PAGE, LaShay vs Morgan State (11/16/12)

Blocked Shots	4	JACKSON, Lakeem at Mississippi State (01-09-13)
	3	SLAWSON, RJ vs Presbyterian (12/29/12)
	3	KACINAS, Mindaugas vs Appalachian State (12/19/12)
	3	CARRERA, Michael vs UW-Milwaukee (11/11/12)
Turnovers	9	ELLINGTON, Bruce at Mississippi State (01-09-13)
	7	SMITH, Eric vs Manhattan (12/22/12)
Fouls	5	KACINAS, Mindaugas vs Clemson (12/2/12)
	5	CARRERA, Michael vs Clemson (12/2/12)
	5	SLAWSON, RJ vs UALR (11/25/12)
	5	SLAWSON, RJ vs Morgan State (11/16/12)



2012-13  
South Carolina Opponent High/Low Analysis (as of Jan 11, 2013)  
All games

OPPONENT INDIVIDUAL GAME HIGHS

Points	28	AARON, Jordan vs UW-Milwaukee (11/11/12)
	26	HARRISON, D'Angelo at St. John's (11/29/12)
	26	Lindsey, Nurideen vs Rider (11/19/12)
	24	HEZEKIAH, Matthew vs South Carolina State (1/5/13)
	20	BLACK, Justin vs Morgan State (11/16/12)
Field Goals Made	12	HEZEKIAH, Matthew vs South Carolina State (1/5/13)
	9	Lindsey, Nurideen vs Rider (11/19/12)
	9	BLACK, Justin vs Morgan State (11/16/12)
	9	AARON, Jordan vs UW-Milwaukee (11/11/12)
Field Goal Att.	24	AARON, Jordan vs UW-Milwaukee (11/11/12)
	18	HEZEKIAH, Matthew vs South Carolina State (1/5/13)
FG Pct (min 5 made)	.875 (7-8)	GARRETT, Amir at St. John's (11/29/12)
	.692 (9-13)	BLACK, Justin vs Morgan State (11/16/12)
3-Point FG Made	7	AARON, Jordan vs UW-Milwaukee (11/11/12)
	6	Richards, Shane vs Manhattan (12/22/12)
3-Point FG Att.	14	AARON, Jordan vs UW-Milwaukee (11/11/12)
	11	Richards, Shane vs Manhattan (12/22/12)
3-Pt FG Pct (min 2 made)	1.000 (2-2)	GREENE IV, Phil at St. John's (11/29/12)
	1.000 (2-2)	HAARSMA, James vs UW-Milwaukee (11/11/12)
Free Throws Made	9	Hall, Rod vs Clemson (12/2/12)
	8	Roquez Johnson at Mississippi State (01-09-13)
	8	ADAMS, Adama vs South Carolina State (1/5/13)
	8	Kates, Donovan vs Manhattan (12/22/12)
Free Throw Att.	12	Hall, Rod vs Clemson (12/2/12)
	10	Roquez Johnson at Mississippi State (01-09-13)
	10	Brown, Rhamel vs Manhattan (12/22/12)
	10	Kates, Donovan vs Manhattan (12/22/12)
	10	Filer, Adonis vs Clemson (12/2/12)
FT Pct (min 3 made)	1.000 (8-8)	ADAMS, Adama vs South Carolina State (1/5/13)
	1.000 (7-7)	HUBBARD, Anthony vs Morgan State (11/16/12)
	1.000 (6-6)	CANTY, Jay vs Appalachian State (12/19/12)
	1.000 (4-4)	FLEMING, Kordario vs Jacksonville (12/7/12)
	1.000 (4-4)	Marcus Marshall vs Missouri State (11/24/12)
	1.000 (3-3)	BASKIN, Tevin vs Appalachian State (12/19/12)
	1.000 (3-3)	TRICE, Jamaal vs Appalachian State (12/19/12)
	1.000 (3-3)	HAYWOOD, Jarvis vs Jacksonville (12/7/12)
	1.000 (3-3)	Neighbour, Will vs UALR (11/25/12)
Rebounds	14	HEZEKIAH, Matthew vs South Carolina State (1/5/13)
	11	GARRETT, Amir at St. John's (11/29/12)
Assists	7	NEAL, Mike vs Appalachian State (12/19/12)
	6	TOOMBS, Khalif vs South Carolina State (1/5/13)
	6	Alvarado, Michael vs Manhattan (12/22/12)
	6	JACKSON, DeWayne vs Morgan State (11/16/12)
	6	AARON, Jordan vs UW-Milwaukee (11/11/12)
Steals	5	Fred Thomas at Mississippi State (01-09-13)
	5	JACKSON, DeWayne vs Morgan State (11/16/12)
Blocked Shots	5	McDaniels, K.J. vs Clemson (12/2/12)
	4	Colin Borchert at Mississippi State (01-09-13)
	4	BASKIN, Tevin vs Appalachian State (12/19/12)
Turnovers	8	JACKSON, DeWayne vs Morgan State (11/16/12)
	7	Craig Sword at Mississippi State (01-09-13)
Fouls	5	DOWNING, Jordan vs Presbyterian (12/29/12)
	5	Brown, Rhamel vs Manhattan (12/22/12)



5	BASKIN, Tevin vs Appalachian State (12/19/12)
5	Harrison, Damarcus vs Clemson (12/2/12)
5	WINTERS, Ryan vs Elon (11/21/12)
5	HUBBARD,Anthony vs Morgan State (11/16/12)
5	AARON, Jordan vs UW-Milwaukee (11/11/12)