




# WOFFORD COLLEGE BASEBALL GAME NOTES




### GAME 17




**March 11 - 6:00 pm CT**  
Wofford (13-3) at  
Auburn (13-3)  
*Wofford Starter*  
RHP Josh Vitus (1-1, 2.60 ERA)  
*Auburn Starter*  
RHP Trace Bright (1-0, 5.87 ERA)


### GAME 18




**March 13 - 6:00 pm**  
Wofford (13-3) vs.  
Massachusetts (1-8)  
*Wofford Starter*  
TBD  
*UMass Starter*  
TBD



### GAME 19



**March 14 - 2:00 pm**  
Wofford (13-3) vs.  
Massachusetts (1-8)  
*Wofford Starter*  
LHP Hayes Heinecke (2-1, 2.29 ERA)  
*UMass Starter*  
TBD



## THIS WEEK

The Terriers will make their first trip outside of Spartanburg County this season with a Wednesday night game at Auburn ... Wofford will then return to Russell C. King Field for a three-game series against Massachusetts ... Wofford has opened the season at 13-3 after a series sweep of La Salle over the weekend ... Wofford was 36-25 overall and 14-9 in the Southern Conference last season to finish second, the best in school history ... The Terriers were picked first by the coaches and second by the media in the SoCon Preseason Polls ... Auburn is 13-3 on the season following a weekend sweep of Chicago State ... The Tigers were picked to finish tied for third in the West in 2020 ... They were 38-29 last season and 14-16 in the SEC to finish fifth in the West ... Wofford leads the all-time series against Auburn 2-1 ... Massachusetts is 1-8 on the season after being swept by Georgia over the weekend ... In 2019 they were 18-27 overall and 8-14 in the Atlantic 10 ... This will mark the first meetings between the two teams ... Wofford starters will be RHP Josh Vitus (0-1, 3.38 ERA) on Wednesday at Auburn, while LHP Hayes Heinecke (2-1, 2.29 ERA) will throw on Saturday as Friday and Sunday will be determined later in the week.

## QUICK HITS

- The 36 wins in 2019 were the second-most in school history (39 in 2015). Wofford has won 20 or more games in nine straight seasons and have reached 30 or more wins in five of the last six seasons.
- The Terriers were 14-9 in 2019 in the SoCon, marking the second-most wins in a season in league play. Wofford has won 10 or more SoCon games in each of the last seven years. The second place finish in 2019 is the best in school history.
- Wofford batted .306 (first in the SoCon) with an ERA of 4.27 (fourth in SoCon) in 2019.
- Among national leaders, Wofford was 13th in batting average, 14th in on base percentage and 12th in strikeout-to-walk ratio.
- Hayes Heinecke had ten wins, which was tied for 14th in the nation. Heinecke was one of only five players in the nation to start the season 9-0. Austin Higginbotham was tied for 33rd in the nation with nine wins.
- The Terriers had seven players hit over .300 last season, led by Lawson Hill at .359 and Mike Brown at .330.
- In the national rankings, Wofford was third in stolen bases (155) and sixth in stolen bases per game (2.54).
- Wofford has stolen 100 or more bases in seven straight seasons, dating back to 2013, the longest active streak in Division I.
- Seven Terriers received postseason honors from the Southern Conference: Hayes Heinecke (Freshman of the Year, second team All-SoCon, All-Freshman Team), Brett Rodriguez (first team All-Conference), John Dempsey (second team All-SoCon, All-Freshman Team), Hudson Byorick (second team All-SoCon), Colin Davis (second team All-SoCon), Mike Brown (second team All-SoCon), Matty Brown (All-Freshman Team).
- John Dempsey and Hayes Heinecke both earned Freshman All-America honors.
- Wofford was picked to finish first in the 2020 Preseason Poll by the coaches and second by the media. Both are program-best preseason projections. Seven Terriers earned Preseason All-SoCon honors.

## 2020 SCHEDULE/RESULTS

Date	Opponent	Time
Feb 14	BINGHAMTON	W, 15-1
Feb 15	BINGHAMTON	W, 9-5
Feb 16	BINGHAMTON	W, 5-4
Feb 19	UNC ASHEVILLE	W, 8-7
Feb 21	MANHATTAN	W, 8-2
Feb 22	BROWN (DH)	L, 2-3
Feb 22	BROWN (DH)	W, 12-3
Feb 23	MONMOUTH	W, 3-2
Feb 25	at USC Upstate	L, 6-11
Feb 28	MERRIMACK	L, 3-10
Feb 29	MERRIMACK	W, 8-0
March 1	MERRIMACK	W, 3-1
March 3	WINTHROP	PPD
March 4	PRESBYTERIAN	W, 23-5
March 6	LA SALLE	W, 4-1
March 7	LA SALLE	W, 10-2
March 8	LA SALLE	W, 11-2
March 11	at Auburn	6:00 pm CT
March 13	MASSACHUSETTS	6:00 pm
March 14	MASSACHUSETTS	3:00 pm
March 15	MASSACHUSETTS	1:00 pm
March 18	at Gardner-Webb	5:00 pm
March 20	at Virginia Military Institute *	6:00 pm
March 21	at Virginia Military Institute *	2:00 pm
March 22	at Virginia Military Institute *	1:00 pm
March 25	at Georgia	6:00 pm
March 27	UNC GREENSBORO *	6:00 pm
March 28	UNC GREENSBORO *	3:00 pm
March 29	UNC GREENSBORO *	1:00 pm
April 1	at N.C. State	6:00 pm
April 3	at Delaware	7:00 pm
April 4	at Delaware	7:00 pm
April 5	at Delaware	1:00 pm
April 7	GARDNER-WEBB	6:00 pm
April 9	at Furman *	6:00 pm
April 10	at Furman *	6:00 pm
April 11	at Furman *	4:00 pm
April 14	at Winthrop	6:00 pm
April 17	THE CITADEL *	6:00 pm
April 18	THE CITADEL *	3:00 pm
April 19	THE CITADEL *	1:00 pm
April 21	at UNC Asheville	6:00 pm
April 24	WESTERN CAROLINA *	6:00 pm
April 25	WESTERN CAROLINA *	3:00 pm
April 26	WESTERN CAROLINA *	1:00 pm
April 28	at Gardner-Webb	6:00 pm
May 1	at Mercer *	6:00 pm
May 2	at Mercer *	2:00 pm
May 3	at Mercer *	1:00 pm
May 6	USC UPSTATE	6:00 pm
May 8	at Samford *	6:00 pm
May 9	at Samford *	2:00 pm
May 10	at Samford *	1:00 pm
May 14	EAST TENNESSEE ST. *	6:00 pm
May 15	EAST TENNESSEE ST. *	6:00 pm
May 16	EAST TENNESSEE ST. *	2:00 pm
May 19-24	SoCon Tournament, Greenville, S.C.	^

HOME GAMES IN CAPS \* SoCon game ^- Fluor Field, Greenville, SC

## PROJECTED POSITION STARTERS

Pos.	#	Player	B/T	Class	GP-GS	Avg	HR	RBI	Notes
C	8	Alec Cargin	B/R	Sr.	15-13	.292	3	23	Started 25 games last season at catcher
1B	28	Andrew Orzel	R/R	Sr.	16-16	.327	6	20	Has 134 career starts at 1B
2B	9	John Dempsey	L/R	So.	15-14	.313	3	14	All-SoCon Second Team selection
SS	1	Matty Brown	B/R	So.	10-10	.222	0	0	Made 31 starts before injury in 2019
3B	5	Brett Rodriguez	R/R	Sr.	16-16	.271	0	4	Named All-SoCon First Team
LF	33	Hudson Byorick	R/R	Sr.	16-16	.357	1	8	70 of 76 starts have been in LF
CF	2	Colin Davis	R/R	Jr.	6-16	.349	4	14	121 career starts in center field
RF	24	Mike Brown	R/R	Sr.	16-16	.283	1	9	10th in nation with 38 stolen bases
DH	10	Lawson Hill	R/R	Jr.	11-11	.488	0	12	Led the SoCon in hits with 83

## ABOUT WOFFORD

In the 2020 season, the team returns eight starters in the field along with 12 pitchers ... Overall 26 players returned to the team with 12 newcomers ... This marks the 13th season under the direction of head coach Todd Interdonato ... Leading the team are ten seniors: Hudson Byorick, Mike Brown, Alec Cargin, Josh Congdon, Matt Ellmyer, Jake Hershman, Reece Maniscalco, Andrew Orzel, Rasesh Pandya and Brett Rodriguez ... Among the pitchers, Hayes Heinecke was 10-2 with a 2.65 ERA, which was fifth in the SoCon ... Reece Maniscalco was the team leader in saves with six ... Rasesh Pandya had a 1.80 ERA to lead the team ... Lawson Hill led the team and was second in the SoCon with a .359 batting average, along with a league-best 83 hits and a team-high 46 RBIs ... Mike Brown was second on the team and seventh in the league with a .330 batting average and led the SoCon with 38 stolen bases ... Hudson Byorick hit .326 and was fourth in the SoCon in on base percentage at .443 ... John Dempsey hit .324 and led the team with seven home runs, along with a SoCon-best 22 doubles ... Brett Rodriguez batted .324 and his 78 hits were the second-most in the league ... Andrew Orzel led the SoCon with 62 runs scored.

## THE DAVIS BROTHERS

The Auburn game will be a match-up between Wofford junior outfielder Colin Davis and his older brother, Auburn senior infielder Conor. Their younger brother, Ryan, plays football at UAB.

## LAST TIME AGAINST AUBURN

Wofford and Auburn have played three times, with the first two meetings wins by the Terriers in 1920. On April 3, 2013, Wofford was defeated 7-4 by Auburn at Plainsman Park. The Terriers had a 4-3 lead after the top of the fifth inning, but the Tigers scored the next four runs for a 7-4 advantage after six innings that would prove to be the final score.

## HEAD COACH TODD INTERDONATO

Wofford's Todd Interdonato (UNC Asheville '00) is entering his 13th season as head coach after spending two seasons as an assistant with the Terriers. After graduating from UNC Asheville, he was an assistant coach at his alma mater for one season. He spent two years at Gardner-Webb as an assistant coach and earned his MBA. In 2005 he was at Fort Scott Community College in Kansas as an assistant coach. Interdonato joined the Terriers as an assistant for the 2006 season. With 335 career wins, he is first all-time among Wofford baseball coaches in that category, passing Mark Line (204 wins in ten seasons). He reached win #200 against UNC Asheville on February 28 and win #205 at Presbyterian on March 16, 2016. He hit the 300 milestone against Lafayette on March 16, 2019.

## 2020 SOCON PRESEASON HONORS

Seven Terriers earned preseason accolades from the Southern Conference. First team honorees included starting pitcher Hayes Heinecke, shortstop Matty Brown, outfielder Colin Davis and outfielder Hudson Byorick. Relief pitcher Rasesh Pandya, second baseman John Dempsey and outfielder Mike Brown were named to the second team.

## THE 2019 SEASON

The Terriers ended the season with a 36-25 overall record ... It marked the second straight season with 36 wins, the second-most in school history ... The Terriers were 14-9 in the Southern Conference after a series sweep at The Citadel, series wins over Mercer, Western Carolina, UNCG and VMI, along with a split with ETSU and series losses to Samford and Furman ...

Wofford entered the Southern Conference tournament as the #2 seed, the highest in school history ... After wins over #7 VMI and #6 ETSU, the Terriers beat #1 seed Samford 5-2 to advance to the title series ... #4 Mercer won both games on Sunday to claim the championship ... The Terriers were first in the SoCon in batting average, first in on base percentage, first in runs scored, first in hits, first in RBIs and first in walks ... The team's ERA of 4.29 was third in the league, along with ranking third in strikeouts and fourth in opponent batting average ... Among league leaders, Lawson Hill was second in batting average and first in hits, Andrew Orzel was first in runs scored, and Hayes Heinecke was fifth in ERA.

## 2019 ALL-SOCON HONORS

Seven Wofford baseball players received Southern Conference postseason honors as announced by the league. Starting pitcher Hayes Heinecke was named the Freshman of the Year by the Coaches. Brett Rodriguez earned first team All-Conference honors by the coaches and the SoCon Sports Media Association. Hayes Heinecke, John Dempsey, Hudson Byorick and Colin Davis were named second team All-Conference by the coaches. Second team All-Conference honors by the media went to Hayes Heinecke, John Dempsey and Mike Brown. Matty Brown, John Dempsey and Hayes Heinecke were named to the All-Freshman Team.

## 2019 ALL-SOCON TOURNAMENT

At the conclusion of the 2019 tournament, OF Mike Brown and RP Reece Maniscalco were named to the SoCon All-Tournament Team.

## 2019 FRESHMEN ALL-AMERICA

Wofford College infielder John Dempsey and left-handed pitcher Hayes Heinecke were named to the 2019 *Collegiate Baseball* Freshmen All-American team powered by Diamond. This marks the first time the Terriers have had two players honored in the same season. They are two of only four players from the Southern Conference to be named to the Freshman All-America team. In addition, Dempsey was named second team Freshman All-America by *Baseball America*.

## THE 2019 SOCON TOURNAMENT

Last year marked the 11th appearance in the Southern Conference Baseball Tournament. Overall, the Terriers are 17-21 in tournament games winning three games and reaching the championship series in 2019. In 2007, Wofford was the #9 seed and won the tournament to earn the automatic bid to the NCAA Tournament. The highest seed the Terriers have been was #2 in 2019. In addition to reaching the finals in 2007 and 2019, the team reached the semifinals in 2014 and 2015.

## RETURNING FROM THE DL

Pitchers Elliot Carney, Clay Schwaner and Scottie Wallace missed the 2019 season due to injury. Infielder Matty Brown was injured at UNC Asheville (4/23) and missed the remainder of the season.

## ON THE 2020 DISABLED LIST

Pitchers Dom Agron, Luke Stephens and Cole Hamel will miss the 2020 season.

## 2019 QUICK NOTES

Wofford opened the season with a shutout for the first time since 1987 against Morris (11-0) ... It was also the first shutout for the Terriers since April 2, 2017 at Villanova ... Wofford played 22 of the first 23 games of the season at home at Russell C. King

## 2019 HOMERUNS

1. Alec Cargin	2/24 vs. Radford
2. Colin Davis	2/26 vs. UNC Asheville
3. Andrew Orzel	2/26 vs. UNC Asheville
4. John Dempsey	3/9 vs. Gardner-Webb
5. Matty Brown	3/10 vs. Gardner-Webb
6. John Dempsey	3/12 vs. Ohio State
7. Brett Rodriguez	3/12 vs. Ohio State
8. Ethan Cornelius	3/13 vs. Bryant
9. Hudson Byorick	3/15 vs. Lafayette
10. John Dempsey	3/16 vs. Lafayette
11. John Dempsey	3/23 at Florida A&M
12. Colin Davis	3/23 at Florida A&M
13. Matty Brown	3/27 at Presbyterian
14. Brett Rodriguez	3/29 vs. Mercer
15. Colin Davis	3/30 vs. Mercer
16. Hudson Byorick	4/10 vs. Presbyterian
17. John Dempsey	4/12 vs. VMI
18. Colin Davis	4/12 vs. VMI
19. Colin Davis	4/13 vs. VMI-1
20. John Dempsey	4/13 vs. VMI-2
21. Andrew Orzel	4/23 at UNC Asheville
22. Colin Davis	5/12 vs. Furman
23. Brett Rodriguez	5/12 vs. Furman
24. Brett Rodriguez ^	5/12 vs. Furman
25. John Dempsey	5/17 at UNCG
26. Colin Davis	5/23 vs. ETSU
27. Andrew Orzel	5/26 vs. Mercer-1
28. Brett Rodriguez	5/26 vs. Mercer-2

## 2020 HOMERUNS

1. Alec Cargin	2/14 vs. Binghamton
2. John Dempsey	2/14 vs. Binghamton
3. Colin Davis	2/22 vs. Brown (2)
4. John Dempsey	2/25 at USC Upstate
5. Hudson Byorick	2/28 vs. Merrimack
6. Colin Davis	2/29 vs. Merrimack
7. Alec Cargin	3/4 vs. Presbyterian
8. Mike Brown	3/4 vs. Presbyterian
9. Brennan Dorighi *	3/4 vs. Presbyterian
10. Alec Cargin	3/6 vs. La Salle
11. Colin Davis	3/7 vs. La Salle
12. Colin Davis	3/8 vs. La Salle

\*Grand Slam ^Walk-off

## 2020 HONORS

### Matty Brown

Preseason All-Southern Conference First Team

### Mike Brown

Preseason All-Southern Conference Second Team

### Hudson Byorick

Preseason All-Southern Conference First Team

### Colin Davis

Preseason All-Southern Conference First Team

### John Dempsey

Preseason All-Southern Conference Second Team

### Hayes Heinecke

Preseason All-Southern Conference First Team

Collegiate Baseball Preseason All-America Second Team

SoCon Pitcher of the Week (3/2)

### Rasesh Pandya

Preseason All-Southern Conference Second Team

Field ... The 20 runs scored by Wofford at Western Carolina (4/5) were the most since scoring 21 runs in 2017 against Furman ... The Terriers won a SoCon series at Western Carolina for the first time and took the series from the Catamounts in back-to-back years for the first time ... The 23 hits against The Citadel (5/3) were the fourth-most in school history and one off the record of 24 ... Wofford tied a school record with seven doubles at USC Upstate (5/9) ... Wofford scored 10 runs in the third inning at UNCG (5/17), the seventh-most in school history.

### 2020 QUICK NOTES

Wofford will play 18 of the first 21 games of the season at home ... The Terriers set a new school record by hitting 9 batters at USC Upstate (2/25) ... Three games so far have been decided by a walk-off run (Binghamton, UNC Asheville and Monmouth) ... The grand slam by Brennen Dorighi against Presbyterian (3/4) was the first by a Terrier since Cody Miller vs. Xavier (2/23/18) ... The 22 hits against Presbyterian (3/4) were the fifth-most in a single game in school history.

### SOCON PITCHER OF THE WEEK

Hayes Heinecke was named the Southern Conference pitcher of the week, respectively, for all games Feb. 24 – March 1. Heinecke picked up his second win of the year in Saturday's 8-0 victory over Merrimack. He allowed just two hits, with both coming in the sixth inning while striking out 12 batters with no walks. The left-hander held opposing hitters to just a .083 batting average for the day. Heinecke now has three Pitcher of the Week awards in his career.

### 2019 NEW RECORDS

The Terriers set several new records last season, including runs (448), doubles (135), walks (288), sacrifice flies (36), hit into double play (56), innings pitched (541.2) and putouts (1625). Lawson Hill added records for singles in a season (73) and sacrifice flies in a season (8).

### 2019 FIRSTS

Hudson Byorick had his first hit against Ohio (2/16) ... Josh Congdon's first hit was a double against Ohio (2/16) ... Hayes Heinecke earned his first career win in his first start against the Bobcats (2/16) ... Nolen Hester had his first hit against Radford (2/24) ... Matt Pagano scored his first run against Radford (2/24) and had his first hit at Wright State (4/2) ... Michael Wynne drove in his first RBI against UNC Asheville (2/26) ... John Dempsey had his first hit against UNC Asheville (2/26) and hit his first home run against Gardner-Webb (3/9) ... Rasesh Pandya earned his first win against Gardner-Webb (3/10) ... Against Bryant (3/13) Ethan Cornelius had his first hit and his first home run ... Ty Reginelli made his first career start on the mound against Bryant (3/13) ... Brennen Dorighi's first career hit was a double against VMI (4/12).

### 2020 FIRSTS

Shane Lussier had his first career hit and first RBI in his first at bat against Binghamton (2/14) ... O'Kelly McWilliams had his first strikeout against Binghamton (2/14) ... Josh Vitus recorded his first strikeout against Binghamton (2/16) ... Dalton Rhadans picked up his first strikeout and first win against Binghamton (2/16) ... Trey Yunger scored his first run against Binghamton (2/16) and had his first hit at USC Upstate (2/25) ... Ryan Galanie's first career hit was a double against Brown (2/22) that drove in two runs ... Ethan Imbimbo had his first strikeout against Brown (2/22) ... Cameron Gill had his first hit against Monmouth (2/23) ... Ryan Crehan had his first strikeout at USC Upstate (2/25) ...

Brennen Dorighi hit his first home run against Presbyterian (3/4).

### AGAINST THE SOCON

In 2018, Wofford was 15-9 after series losses to Mercer, UNCG and Samford, series sweeps against Western Carolina and The Citadel, and a series wins at Furman, at VMI and against ETSU. In 2019, the Terriers were 14-9 with series sweep over The Citadel, wins over Mercer, UNCG, Western Carolina and VMI, along with a split against ETSU and losses to Samford and Furman.

### COSIDA ACADEMIC ALL-DISTRICT

Alec Cargin was named to the 2019 Google Cloud Academic All-District Baseball Team, selected by CoSIDA, which recognizes the nation's top student-athletes for their combined performances athletically and in the classroom. Cargin played in 37 games this season with 27 starts at catcher and designated hitter for the Terriers. He has 23 hits, 15 runs scored and 17 RBIs for a .240 batting average. He also had a .333 on base percentage. Cargin is majoring in computer science and becomes the seventh Terrier to receive the honor in the last five seasons.

### 2020 NEW PLAYERS

Wofford welcomes 12 new players to the roster this season. The group includes OF Harris Beckley (Atlanta, Ga.), LHP Ryan Crehan (Manalapan, N.J.), IF/OF Ryan Galanie (Mason, Ohio), C Cameron Gill (Canton, Ga.), RHP Cole Hamel (Alpharetta, Ga.), RHP Ethan Imbimbo (Brentwood, N.H.), INF Shane Lussier (Atlanta, Ga.), RHP O'Kelly McWilliams (Oakton, Va.), RHP Dalton Rhadans (Paulding, Ga./Georgia Highlands), RHP Luke Stephens (Winston-Salem, N.C.), RHP Josh Vitos (Eugene, Ore./Tacoma CC) and INF Trey Yunger (Atlanta, Ga.). Jake Milani (Kennesaw, Ga.) will also be joining the team as a manager.

### HITTING THE LONG BALL

The Terriers hit 66 home runs in 2017. Brett Hash (13), Mack Nathanson (12), and Cody Miller (10) led the team with ten or more homers. The 66 home runs were the most since hitting 74 in 2008. Wofford had 49 home runs in 59 games in 2018, with Colin Davis leading the team with 13. Last season the team only had 28 home runs, with seven each by Colin Davis and John Dempsey.

### EXTRA BASES

In 2013, the Terriers had just 22% of the hits in the season go for extra bases. Since that season, Wofford has steadily increased the number of extra bases.

Year	Hits	2B	3B	HR	Extra	% Extra
2014	488	89	5	40	134	27.5%
2015	617	125	20	39	184	29.8%
2016	544	99	22	34	155	28.4%
2017	581	101	15	66	182	31.3%
2018	576	114	15	49	178	30.9%
2019	631	135	17	28	180	28.5%
2020	169	33	4	13	50	29.5%

### KEEPING IT CLOSE

Wofford played a number of close games last season, with sixteen decided by just one run (6-10) and another five games decided by two runs (4-1). In SoCon games, the Terriers were 2-3 in one-run games and 0-0 in games decided by two runs.

### ANOTHER INNING

In 2018, the Terriers won an 11-inning game against Western Carolina (3/29), but lost a 14-inning contest at Charlotte (4/25). They added a 12-inning win at Samford (5/5), 11 inning wins at

## 2020 STARTING LINEUP BY POSITION

### PITCHER:

Hayes Heinecke	4	(3-1)
Josh Vitus	4	(3-1)
Jake Hershman	3	(2-1)
Cameron Bloodworth	1	(1-0)
Ethan Imbimbo	1	(1-0)
Elliot Carney	1	(1-0)
Scottie Wallace	1	(1-0)
Reece Maniscalco	1	(1-0)

### CATCHER:

Alec Cargin	11	(11-0)
Lawson Hill	3	(2-1)
Cameron Gill	2	(0-2)

### FIRST BASE:

Andrew Orzel	16	(13-3)
--------------	----	--------

### SECOND BASE:

John Dempsey	12	(9-3)
Shane Lussier	3	(3-0)
Trey Yunger	1	(1-0)

### THIRD BASE:

Brett Rodriguez	16	(13-3)
-----------------	----	--------

### SHORTSTOP:

Matty Brown	10	(9-1)
Shane Lussier	6	(4-2)

### LEFT FIELD:

Hudson Byorick	16	(13-3)
----------------	----	--------

### CENTER FIELD:

Colin Davis	14	(12-2)
Nolen Hester	2	(1-1)

### RIGHT FIELD:

Mike Brown	16	(13-3)
------------	----	--------

### DESIGNATED HITTER:

Lawson Hill	8	(8-0)
Alec Cargin	2	(1-1)
John Dempsey	2	(2-0)
Colin Davis	2	(1-1)
Josh Congdon	1	(1-0)
Nolen Hester	1	(0-1)

VMI (5/13) and against ETSU (5/19) and a 10-inning win over ETSU (5/23) in the SoCon Tournament for a 5-1 mark. In the 2019 season, the Terriers were 1-2 in extra innings, with a win over Radford (10) and losses to Charleston Southern (11) and Presbyterian (10).

### CUTTING THE RUN DIFFERENTIAL

In Southern Conference games in 2017, the Terriers had the first positive run differential in a decade. Wofford was +39 in runs scored in the eight league series. This was a huge improvement over past seasons with negative run differentials: 44 in 2012, 89 in 2011, 68 in 2010, 136 in 2009, and 128 in 2008.

Year	WOF Runs	OPPT Runs	DIFF
2013	141	191	-50
2014	136	168	-32
2015	142	134	-8
2016	137	160	-23
2017	186	147	+39
2018	139	128	+9
2019	184	117	+67

### AGAINST THE POWER 5

In ten of the last 11 seasons, Wofford has at least one win over a Power 5 conference team. In 2015, Wofford played seven games against teams from Power 5 conferences with a 3-4 overall record. Against the ACC, Wofford was 3-1 with wins over Clemson, Boston College, and Pittsburgh. Against the SEC, the Terriers were 0-3, with losses to Vanderbilt and South Carolina. In 2016, Wofford was 1-4 with a win over Kentucky and losses to Clemson, South Carolina and twice at Baylor. In 2017, the Terriers played Clemson, South Carolina, and Pittsburgh and were 1-2. In 2018 Wofford played Kentucky, Clemson, Georgia and Boston College (1-3). Last season the lone Power 5 opponent was Ohio State and Wofford won 8-6. This year Wofford will face Auburn, Georgia and N.C. State.

### HITTING MILESTONES

Senior Brett Rodriguez is the current team leader in career hits. He reached 100 career hits on February 26 against UNC Asheville and now has 183 hits. Fellow senior Andrew Orzel close behind at 164 hits, reaching the 100 mark against Gardner-Webb (3/10). Colin Davis reached the 100 hit milestone against Presbyterian (4/10/19), while Lawson Hill reached the milestone at Winthrop (4/16/19).

### SINGLE SEASON WINS

In 2019, Austin Higginbotham and Hayes Heinecke both reached the nine win mark. It was the first time in school history two

pitchers both reached nine or more wins.

No.	Player	Years
11	George Lehr	2002
11	Chad McLain	1991
11	Mike Dennis	1988
11	Ben Austin	2007
10	Tom McIntyre	1956
10	Matt Milburn	2015
<b>10</b>	<b>Hayes Heinecke</b>	<b>2019</b>
9	Larry Sanders	1992
9	Jesse Morris	2014
<b>9</b>	<b>Austin Higginbotham</b>	<b>2019</b>

### ACADEMIC HONOR ROLL

In 2019, the baseball team had 22 members named to the Southern Conference Academic Honor Roll. The SoCon Academic Honor Roll recognizes student-athletes who had a 3.0 grade point average for the academic year. In addition, Wofford had three players named to the SoCon Spring All-Academic Team.

### IN-SEASON BIRTHDAYS

Several Terriers have birthdays during the season, including Jake Zoller (February 18), Harris Beckley (March 16), Mike Brown (April 17), Elliot Carney (May 2), Brett Rodriguez (May 6), Josh Congdon (May 16), Brennen Dorighi (May 19), David Yourke (May 23), and Dalton Rhadans (May 24).

### BASE STEALING HISTORY

Wofford led the nation with 163 total stolen bases (second at 2.91 bases per game) at the end of the 2013 regular season. Since then, Wofford has stolen at least 100 bases for seven straight seasons, the longest active streak in the nation.

Year	Stolen Bases	Rank	SBPG	Rank
2013	163	1st	2.91	2nd
2014	153	1st	2.55	1st
2015	138	2nd	2.26	2nd
2016	101	15th	1.74	9th
2017	124	4th	2.14	4th
2018	148	2nd	2.51	2nd
2019	155	3rd	2.54	6th

### 2019 NCAA STOLEN BASES

Last season, Wofford was third in the nation in stolen bases and sixth in stolen bases per game.

Rank	School	GP	SB	CS	SBPG
1.	Fordham	62	178	50	2.87
2.	Wright St.	59	169	35	2.86
3.	Yale	41	114	21	2.78
4.	UAB	56	147	39	2.63
5.	Southern Ill.	55	144	32	2.62
<b>6.</b>	<b>Wofford</b>	<b>61</b>	<b>155</b>	<b>31</b>	<b>2.54</b>
7.	Norfolk St.	50	124	40	2.48
8.	Southern U.	56	137	36	2.45
9.	Eastern Ky.	59	129	34	2.19
10.	Youngstown St.	54	113	26	2.09

### SOCON STEAL RECORDS

The Southern Conference record for stolen bases in a season was set in 2000 when The Citadel had 198 steals. Wofford is second all-time in the SoCon record books with 163 in 2013. The 155 in 2019 are tied for third in SoCon history.

198	The Citadel, 2000
<b>163</b>	<b>Wofford, 2013</b>
155	Elon, 2008
<b>155</b>	<b>Wofford, 2019</b>

### 2020 MULTIPLE HIT GAMES

Lawson Hill	8
Colin Davis	7
Hudson Byorick	7
Andrew Orzel	5
Brett Rodriguez	5
John Dempsey	4
Alec Cargin	4
Mike Brown	4
Shane Lussier	2
Matty Brown	2
Brennen Dorighi	1



### 2020 HITTING STREAKS

	Longest	Current
Lawson Hill	10	-
Andrew Orzel	7	7
Colin Davis	7	4
Shane Lussier	6	6
Hudson Byorick	5	2
John Dempsey	5	5
Mike Brown	4	1
Alec Cargin	3	3
Brett Rodriguez	3	2
Nolen Hester	3	-
Josh Congdon	2	2
Trey Yunger	2	-
Ryan Galanie	1	-
Brennen Dorighi	1	-
Cameron Gill	1	1
Matty Brown	1	-

### 2020 REACHED BASE STREAKS

	Longest	Current *
Lawson Hill	10	-
Shane Lussier	8	8
Hudson Byorick	8	4
Colin Davis	7	4
John Dempsey	7	5
Andrew Orzel	7	7
Brett Rodriguez	6	2
Mike Brown	5	2
Nolen Hester	5	-
Alec Cargin	4	3
Trey Yunger	3	-
Matty Brown	3	-
Josh Congdon	3	3
Ryan Galanie	2	-
Cameron Gill	2	2
Harris Beckley	1	1
Brennen Dorighi	1	-

## TERRIERS IN THE PROS

	<b>JACOB CONDA-BOGAN '16</b> Signed as a free agent with KC, traded to Washington Spent 2019 with Harrisburg Senators (AA)
	<b>LUKE LEFTWICH '16</b> Drafted in 2015 in the 7th round (204th overall) by Phillies Promoted May 9, 2019 to Leigh Valley IronPigs (AAA)
	<b>MATT MILBURN '16</b> Drafted in 2016 in the 29th round (862nd overall) by A's Spent 2019 with Midland RockHounds (AA)
	<b>KODY RUEDISILI '17</b> Free Agent Spent 2019 with Lake Erie in the Frontier League
	<b>ADAM SCOTT '18</b> Drafted in 2018 in the 4th round (133rd overall) by Indians Ended 2019 with the Akron Rubber Ducks (AA)

153	Western Carolina, 1998
<b>153</b>	<b>Wofford, 2014</b>
152	UNCG, 1999
151	Georgia Southern, 2002

### CAREER STOLEN BASES

Senior Brett Rodriguez set the school record for career stolen bases on March 8, 2020 against La Salle.

SB	Player	Year
<b>85</b>	<b>Brett Rodriguez</b>	<b>2017-present</b>
84	Tim Renfrow	1981-83
68	Morris Hubbard	1982-85
67	Josh Hyman	2011-14
67	James Foster	2009-12
60	Brandon McKillop	1992-95
58	McClain Bradley	2015-18
53	Clay Griffin	1985-88
50	Warren Whittaker	1965-68
48	Matt Ramsay	2012-15
<b>47</b>	<b>Mike Brown</b>	<b>2019-present</b>
47	Kody Ruedisili	2014-17
46	Eric Brenk	2011-14
46	Alec Paradowski	2013-16
45	Kyle Behrendt	2007-10
44	Mack Nathanson	2015-18
44	Scott Cochran	1985-88
43	Carson Waln	2014-17
42	Alex Malsch	2015-18
41	Demetrius Jennings	2013-16
40	Clark Wise	2010-13

### SEASON STOLEN BASES

Senior Mike Brown, a transfer from Dartmouth, made a big impact on the base path last season, leading the SoCon in stolen bases. Among Wofford leaders, he has the second-most in a season.

SB	Player	Year
39	Tim Renfrow (39-40)	1981
<b>38</b>	<b>Mike Brown (38-42)</b>	<b>2019</b>
<b>33</b>	<b>Brett Rodriguez (33-49)</b>	<b>2019</b>
30	Morris Hubbard (30-33)	1985
30	Brett Rodriguez (30-36)	2018
28	Tim Renfrow	1982
26	Brandon McKillop	1995
26	Josh Hyman (26-31)	2013
25	Gary Wilkins (25-25)	1985
24	Brandon McKillop	1994
24	Josh Hyman (24-27)	2014
22	Clay Griffin	1987
22	Warren Whittaker	1965
22	Seth Neely (22-28)	2014
22	Eric Brenk (22-29)	2014
22	James Foster (22-27)	2011

### CLASS OF 2024

Twelve student-athletes have signed committed or signed National Letters of Intent to join the Terriers in the fall of 2020. The group includes RHP William Atwell (Charlotte, N.C.), LHP Zach Byron (Cincinnati, Ohio), RHP Mike Eggert (Greenville, S.C.), RHP Reid Fagerstrom (Sharpsburg, Ga.), INF Daniel Hirose (Sammamish, Wash.), C Gunnar Johnson (Newington, Conn.), RHP Dom Marcoccio (Roswell, Ga.), RHP Owen Parliament (LaFargeville, N.Y.), INF Jack Renwick (Spartanburg, S.C.), LHP Sam Stratton (Alpharetta, Ga.), INF/OF Aaron Thomas (Chesnee, S.C.) and RHP Holden Wilder (Johns Creek, Ga.).

### ON DECK

The Terriers will host travel to Gardner-Webb on Wednesday night before traveling to VMI for the opening of Southern Conference play.

### 2020 STARTING LINEUP BY LINEUP SPOT

#### LEADOFF:

Brett Rodriguez	10	(7-3)
Mike Brown	6	(6-0)

#### 2ND SPOT:

Hudson Byorick	10	(7-3)
Brett Rodriguez	6	(6-0)

#### 3RD SPOT:

John Dempsey	9	(6-3)
Hudson Byorick	6	(6-0)
Lawson Hill	1	(1-0)

#### CLEANUP:

Lawson Hill	10	(9-1)
Colin Davis	3	(1-2)
Alec Cargin	2	(2-0)
John Dempsey	1	(1-0)

#### 5TH SPOT:

Colin Davis	10	(9-1)
John Dempsey	3	(3-0)
Andrew Orzel	2	(0-2)
Alec Cargin	1	(1-0)

#### 6TH SPOT:

Alec Cargin	7	(6-1)
Colin Davis	3	(3-0)
Nolen Hester	3	(1-2)
Andrew Orzel	2	(2-0)
John Dempsey	1	(1-0)

#### 7TH SPOT:

Andrew Orzel	10	(9-1)
Alec Cargin	3	(3-0)
Cameron Gill	2	(0-2)
Josh Congdon	1	(1-0)

#### 8TH SPOT:

Shane Lussier	9	(7-2)
Matty Brown	4	(3-1)
Andrew Orzel	2	(2-0)
Trey Yunger	1	(1-0)

#### 9TH SPOT:

Mike Brown	10	(7-3)
Matty Brown	6	(6-0)

### 2020 MULTIPLE RBI GAMES

Alec Cargin	6
Colin Davis	5
John Dempsey	4
Lawson Hill	4
Hudson Byorick	1
Andrew Orzel	1
Brett Rodriguez	1
Matty Brown	1
Shane Lussier	1
Ryan Galanie	1
Mike Brown	1
Josh Congdon	1
Brennen Dorighi	1

## 2020 TEAM GAME HIGHS

### BATTING

At bats:	42	vs Presbyterian (Mar 04, 2020)
Runs scored:	23	vs Presbyterian (Mar 04, 2020)
Hits:	22	vs Presbyterian (Mar 04, 2020)
RBIs:	19	vs Presbyterian (Mar 04, 2020)
Doubles:	4	(4 games)
Triples:	1	(4 games)
Home runs:	3	vs Presbyterian (Mar 04, 2020)
Total bases:	32	vs Presbyterian (Mar 04, 2020)
Walks:	11	vs Presbyterian (Mar 04, 2020)
Strikeouts:	10	vs Monmouth (Feb 23, 2020)
Sac hits:	2	vs Binghamton (Feb 15, 2020)
	2	vs Merrimack (Mar 01, 2020)
Sac flies:	2	vs UNC Asheville (Feb 19, 2020)
	2	vs La Salle (Mar 07, 2020)
Stolen bases:	6	vs La Salle (Mar 07, 2020)
Hit by pitch:	3	vs UNC Asheville (Feb 19, 2020)
	3	vs Brown (Feb 22, 2020)
Caught stealing:	2	vs Merrimack (Feb 28, 2020)
Runners LOB:	13	vs UNC Asheville (Feb 19, 2020)
Hit into DP:	2	vs Binghamton (Feb 14, 2020)

### FIELDING

Putouts:	27	(14 games)
Assists:	18	at USC Upstate (Feb 25, 2020)
Errors:	4	vs Presbyterian (Mar 04, 2020)
Passed balls:	1	vs Binghamton (Feb 15, 2020)
	1	at USC Upstate (Feb 25, 2020)
	1	vs La Salle (Mar 08, 2020)
DPs turned:	3	vs La Salle (Mar 08, 2020)

### PITCHING

Innings pitched:	9.0	(14 games)
Runs allowed:	11	at USC Upstate (Feb 25, 2020)
Earned runs:	10	vs Merrimack (Feb 28, 2020)
Walks allowed:	7	vs Brown (Feb 22, 2020)
Strikeouts:	16	vs Binghamton (Feb 14, 2020)
Hits allowed:	13	vs UNC Asheville (Feb 19, 2020)
Doubles allowed:	5	vs Brown (Feb 22, 2020)
Triples allowed:	2	at USC Upstate (Feb 25, 2020)
Homers allowed:	3	vs Presbyterian (Mar 04, 2020)
Wild pitches:	3	vs Manhattan (Feb 21, 2020)
Hit batters:	9	at USC Upstate (Feb 25, 2020)

## PRONUNCIATION GUIDE

33	Hudson Byorick	BYE-or-ick
8	Alec Cargin	CAR-gen
36	Josh Congdon	CONG-done
6	Brennen Dorigi	DOE-rig-e
14	Ryan Galanie	GAH-LANE-e
20	Ethan Imbimbo	IM-bim-bo
29	Todd Interdonato	in-ter-doe-NOT-oh
11	Shane Lussier	LEW-sure
34	Reece Maniscalco	MAN-is-scal-co
28	Andrew Orzel	OR-zell
25	Rasesh Panday	RAH-sesh PAN-Dee-Ah
31	Dalton Rhadans	RAY-dans
16	Clay Schwaner	SCHWAY-ner
4	Michael Wynne	WIN
27	David Yourke	YORK
41	Josh Vitus	VYE-tuss
6	Trey Yunger	YOUNG-er

## 2020 INDIVIDUAL GAME HIGHS

### BATTING

At bats:	6	Mike Brown vs Presbyterian (Mar 04, 2020)
Runs scored:	4	Mike Brown vs Presbyterian (Mar 04, 2020)
Hits:	5	Mike Brown vs Presbyterian (Mar 04, 2020)
RBIs:	6	Brennen Dorigi vs Presbyterian (Mar 04)
Doubles:	2	Alec Cargin vs La Salle (Mar 08, 2020)
Triples:	1	(4 games)
Home runs:	1	(13 games)
Total bases:	8	Mike Brown vs Presbyterian (Mar 04, 2020)
Walks:	4	Brett Rodriguez vs La Salle (Mar 08, 2020)
Strikeouts:	3	Colin Davis vs Monmouth (Feb 23, 2020)
Sac hits:	1	(11 games)
Sac flies:	2	Hudson Byorick vs UNC Asheville (Feb 19)
Stolen bases:	3	Brett Rodriguez vs UNC Asheville (Feb 19)
Hit by pitch:	3	John Dempsey vs Brown (Feb 22, 2020)
Caught stealing:	1	(6 games)
Runners LOB:	5	Mike Brown vs Monmouth (Feb 23, 2020)

### FIELDING

Putouts:	15	Alec Cargin vs Binghamton (Feb 14, 2020)
	15	Andrew Orzel vs La Salle (Mar 07, 2020)
Assists:	7	Shane Lussier at USC Upstate (Feb 25, 2020)
Errors:	2	Matty Brown vs Manhattan (Feb 21, 2020)
Passed balls:	1	Lawson Hill vs Binghamton (Feb 15, 2020)
	1	Cameron Gill at USC Upstate (Feb 25, 2020)
	1	Cameron Gill vs La Salle (Mar 08, 2020)

### PITCHING

Innings pitched:	7.0	Hayes Heinecke vs Brown (Feb 22, 2020)
	7.0	Hayes Heinecke vs Merrimack (Feb 29, 2020)
Runs allowed:	5	Scottie Wallace vs UNC Asheville (Feb 19)
	5	Scottie Wallace at USC Upstate (Feb 25, 2020)
	5	Jake Hershman vs Merrimack (Feb 28, 2020)
Earned runs:	5	Scottie Wallace vs UNC Asheville (Feb 19)
	5	Jake Hershman vs Merrimack (Feb 28, 2020)
Walks allowed:	3	Matt Ellmyer vs Manhattan (Feb 21, 2020)
	3	Matt Ellmyer at USC Upstate (Feb 25, 2020)
	3	Rasesh Pandya vs Merrimack (Mar 01, 2020)
Strikeouts:	12	Hayes Heinecke vs Merrimack (Feb 29, 2020)
Hits allowed:	9	Hayes Heinecke vs Brown (Feb 22, 2020)
Doubles allowed:	5	Hayes Heinecke vs Brown (Feb 22, 2020)
Triples allowed:	1	Jake Dippold at USC Upstate (Feb 25, 2020)
	1	Scottie Wallace at USC Upstate (Feb 25, 2020)
	1	Jake Hershman vs Merrimack (Feb 28, 2020)
Homers allowed:	2	David Yourke vs Presbyterian (Mar 04, 2020)
Wild pitches:	2	Josh Vitus vs Manhattan (Feb 21, 2020)
	2	Hayes Heinecke vs Merrimack (Feb 29, 2020)
Hit batters:	4	Jake Dippold at USC Upstate (Feb 25, 2020)

## QUICK FACTS

Location: Spartanburg, SC 29303  
 Enrollment: 1,720  
 Year Founded: 1854  
 Nickname: Terriers  
 Official Colors: Old Gold (PMS 873C) and Black  
 Home Field (capacity): Russell C. King Field (2,500)  
 Dimensions: LF-325, LC-375, CF-395, RC-375, RF-325  
 Conference: Southern  
 Affiliation: NCAA Division I  
 Web Site: [www.woffordterriers.com](http://www.woffordterriers.com)  
 Twitter: @WoffordTerriers, @WoffordBaseball

## ADMINISTRATION

President: Dr. Nayef Samhat (George Washington '83)  
 FAR: Dr. Jameica Hill (Wofford '88)  
 Athletic Director: Richard Johnson (The Citadel '76)  
 Athletic Department Phone: (864) 597-4090

## COACHING STAFF

Head Coach: Todd Interdonato (UNC Asheville '00)  
 Record at Wofford: 336-364 (13th Season)  
 Overall Record: 336-364 (13th Season)  
 Assistant: J.J. Edwards (Sacred Heart '10)  
 Assistant: Seth Cutler-Voltz (VCU '12)  
 Volunteer Assistant: Sam Tinkham (Grinnell College '16)  
 Director of Operations: Nate Ramsey (Bluefield State '12)

## 2020 OUTLOOK

2019 Overall Record: 36-25  
 Home: 22-13, Away: 11-9, Neutral: 3-3  
 2019 SoCon Record: 14-9 (Second)  
 Position Starters Returning/Lost: 8 / 1  
 Pitchers Returning/Lost: 13 / 3  
 Overall Lettermen Returning/Lost: 26 / 6  
 Incoming Players: 12

## MEDIA CONTACT INFO

Brent Williamson  
 Associate AD for Media Relations/Baseball  
 864-597-4093  
 864-809-8900 cell  
[williamsondb@wofford.edu](mailto:williamsondb@wofford.edu)

## THE LAST TIME

### 9 Inning Shutout

Wofford .....2/29/20 vs. Merrimack (8-0)  
 Opponent.....2/27/18 at Georgia (0-5)

### Complete Game (9 inning) Shutout

Wofford .....4/2/17 at Villanova (8-0, Austin Higginbotham)  
 Opponent.....4/13/12 at Davidson (0-1, Henry Sisson)

### Complete Game (9 inning)

Wofford .....3/30/19 vs. Mercer (4-1, Austin Higginbotham)  
 Opponent.....5/2/14 at The Citadel (1-8, Logan Cribb)

### No Hit Game

Wofford.....4/13/12 at Davidson (0-1)  
 Opponent.....prior to 1994

### Grand Slam

Wofford ..... Brennen Dorigi vs. Presbyterian (3/4/20)  
 Opponent .....Sonny DiChiara, Samford (4/26/19)

### Back-to-Back Home Runs

Wofford.....vs. Merrimack (2/29/20) (Davis and Dempsey)  
 Opponent.....vs. Presbyterian (3/4/20) (Hughes and Byrd)

### Hit for the Cycle

Wofford.....Josh Hyman, at ETSU, 2/19/13  
 Opponent.....Ty Wright, Georgia Southern 3/27/08

# NUMERICAL ROSTER

No.	Name	Pos.	Ht.	Wt.	Yr.	B/T	Hometown/Previous School
1	Brown, Matty	INF	5-8	175	So.	B/R	Chandler, Ariz. / Perry
2	Davis, Colin	OF	6-1	190	Jr.	R/R	Roswell, Ga. / Blessed Trinity Catholic
4	Wynne, Michael	OF	5-8	170	Jr.	B/R	Marietta, Ga. / Pope
5	Rodriguez, Brett	INF	6-0	200	Sr.	R/R	Queensbury, N.Y. / Queensbury
6	Dorigi, Brennen	OF/INF	6-2	225	So.	L/R	Cherry Hills Village, Colo. / Cherry Creek
7	Yunger, Trey	INF	5-9	175	Fr.	R/R	Atlanta, Ga. / IMG Academy
8	Cargin, Alec	C	6-0	195	Sr.	L/R	Lawrenceville, Ga. / Collins Hill
9	Dempsey, John	INF	5-11	195	So.	L/R	Potomac, Md. / Georgetown Prep
10	Hill, Lawson	C/INF	5-10	190	Jr.	R/R	Canton, Ga. / Kings Ridge Christian
11	Lussier, Shane	INF	6-0	170	Fr.	L/R	Atlanta, Ga. / Greater Atlanta Christian
12	Zoller, Jake	LHP	6-2	200	Jr.	L/L	Collegeville, Pa. / Spring-Ford
13	Wallace, Scottie	RHP	6-1	195	Jr.	R/R	Charlotte, N.C. / Charlotte Christian
14	Galanie, Ryan	IF/OF	6-2	195	Fr.	R/R	Mason, Ohio / Archbishop Moeller
15	Beckley, Harris	OF	5-10	175	Fr.	L/R	Atlanta, Ga. / Riverwood
16	Schwamer, Clay	RHP	6-1	195	Jr.	R/R	Peoria, Ariz. / Sunrise Mountain
17	Carney, Elliot	RHP	6-3	205	Jr.	R/R	Sammamish, Wash. / Eastlake
18	McWilliams, O'Kelly	RHP	6-0	180	Fr.	R/R	Oakton, Va. / Flint Hill
19	Stephens, Luke *	RHP	6-0	175	Fr.	R/R	Winston-Salem, N.C. / R.J. Reynolds
20	Imbimbo, Ethan	RHP	6-3	215	Fr.	R/R	Brentwood, N.H. / Exeter
21	Heinecke, Hayes	LHP	6-0	210	So.	L/L	Fayetteville, Ga. / Starrs Mill
22	Hershman, Jake	RHP	6-1	175	Sr.	R/R	Dacula, Ga. / Hebron Christian
23	Elmyer, Matt	RHP	5-11	192	Sr.	R/R	Jupiter, Fla. / The Benjamin School
24	Brown, Mike	OF	6-2	215	Sr.	R/R	Pflugerville, Texas / Pflugerville
25	Pandya, Rasesh	RHP	6-0	205	R-Jr.	R/R	Greenville, S.C. / Mauldin
26	Bloodworth, Cameron	RHP	5-9	170	So.	R/R	Marietta, Ga. / Walton
27	Yourke, David	LHP	6-1	195	Jr.	L/L	Staten Island, N.Y. / Indiana University HS
28	Orzel, Andrew	INF	6-3	210	Sr.	R/R	Newark, Del. / Archmere Academy
30	Hester, Nolen	OF	5-10	175	So.	L/L	Rockwall, Texas / Rockwall Heath
31	Rhadans, Dalton	RHP	6-4	195	So.	R/R	Acworth, Ga. / North Paulding
32	Dippold, Jake	LHP	6-3	190	Jr.	L/L	Syracuse, N.Y. / Solvay
33	Byorick, Hudson	OF	6-3	210	Sr.	R/R	Auburn, Wash. / Auburn Mountainview
34	Maniscalco, Reece	RHP	6-1	200	R-Jr.	R/R	Fairfield, Conn. / Fairfield Warde
36	Congdon, Josh	INF	5-10	190	Sr.	R/R	Olympia, Wash. / North Thurston
40	Agron, Dom *	LHP	5-9	160	Jr.	L/L	Covington, Wash. / Kentwood
41	Vitus, Josh	RHP	6-1	197	Jr.	R/R	Eugene, Ore. / Sheldon
43	Crehan, Ryan	LHP	6-2	195	Fr.	R/L	Manalapan, N.J. / The Peddie School
44	Gill, Cameron	C	6-0	195	Fr.	R/R	Alpharetta, Ga. / Fellowship Christian
45	Hamel, Cole *	RHP	6-3	215	Fr.	R/R	Alpharetta, Ga. / Alpharetta
29	Todd Interdonato - Head Coach						
3	J.J. Edwards - Assistant Coach						
35	Seth Cutler-Voltz - Assistant Coach						
37	Sam Tinkham - Volunteer Assistant Coach						
	Nate Ramsey - Baseball Operations						

\* will miss the 2020 season

# ALPHABETICAL ROSTER

No.	Name	Pos.	No.	Name	Pos.	No.	Name	Pos.
40	Agron, Dom	LHP	32	Dippold, Jake	LHP	18	McWilliams, O'Kelly	RHP
15	Beckley, Harris	OF	6	Dorigi, Brennen	OF/INF	28	Orzel, Andrew	INF
26	Bloodworth, Cameron	RHP	23	Ellmyer, Matt	RHP	25	Pandya, Rasesh	RHP
1	Brown, Matty	INF	14	Galanie, Ryan	IF/OF	31	Rhadans, Dalton	RHP
24	Brown, Mike	OF	44	Gill, Cameron	C	5	Rodriguez, Brett	INF
33	Byorick, Hudson	OF	45	Hamel, Cole	RHP	16	Schwaner, Clay	RHP
8	Cargin, Alec	C	21	Heinecke, Hayes	LHP	19	Stephens, Luke	RHP
17	Carney, Elliot	RHP	22	Hershman, Jake	RHP	41	Vitus, Josh	RHP
36	Congdon, Josh	INF	30	Hester, Nolen	OF	13	Wallace, Scottie	RHP
43	Crehan, Ryan	LHP	10	Hill, Lawson	C/INF	4	Wynne, Michael	OF
2	Davis, Colin	OF	20	Imbimbo, Ethan	RHP	27	Yourke, David	LHP
9	Dempsey, John	INF	11	Lussier, Shane	INF	7	Yunger, Trey	INF
			34	Maniscalco, Reece	RHP	12	Zoller, Jake	LHP

# ROSTER BREAKDOWNS

## BY CLASS

### SENIORS (10)

Hudson Byorick  
Mike Brown  
Alec Cargin  
Josh Congdon  
Matt Ellmyer  
Jake Hershman  
Reece Maniscalco

Andrew Orzel  
Rasesh Pandya  
Brett Rodriguez

### JUNIORS (11)

Dom Agron  
Elliot Carney  
Colin Davis  
Jake Dippold  
Lawson Hill  
Clay Schwaner  
Josh Vitus  
Scottie Wallace  
Michael Wynne  
David Yourke  
Jake Zoller

### SOPHOMORES (8)

Cameron Bloodworth  
Matty Brown  
Brennan Dorigi  
John Dempsey  
Hayes Heinecke  
Nolen Hester  
Dalton Rhadans

### FRESHMEN (10)

Harris Beckley  
Ryan Crehan  
Ryan Galanie  
Cameron Gill  
Cole Hamel  
Ethan Imbimbo  
Shane Lussier  
O'Kelly McWilliams  
Luke Stephens  
Trey Yunger

## BY POSITION

### PITCHER (20)

Dom Agron (LHP)  
Cameron Bloodworth (RHP)  
Elliot Carney (RHP)  
Ryan Crehan (LHP)  
Jake Dippold (LHP)  
Matt Ellmyer (RHP)  
Cole Hamel (RHP)  
Hayes Heinecke (LHP)  
Jake Hershman (RHP)  
Ethan Imbimbo (RHP)  
Reece Maniscalco (RHP)  
O'Kelly McWilliams (RHP)  
Rasesh Pandya (RHP)  
Dalton Rhadans (RHP)  
Clay Schwaner (RHP)  
Luke Stephens (RHP)  
Josh Vitus (RHP)

Scottie Wallace (RHP)

David Yourke (LHP)

Jake Zoller (LHP)

### INFIELD (7)

Matty Brown  
Josh Congdon  
John Dempsey  
Shane Lussier  
Andrew Orzel  
Brett Rodriguez  
Trey Yunger

### OUTFIELD (7)

Harris Beckley  
Hudson Byorick  
Mike Brown  
Colin Davis  
Brennen Dorigi  
Nolen Hester  
Michael Wynne

### CATCHER (2)

Alec Cargin  
Cameron Gill

### INFIELD/OUTFIELD (1)

Ryan Galanie

## CATCHER/INFIELD (1)

Lawson Hill

## BY STATE

### GEORGIA (13)

Harris Beckley (Atlanta)  
Cameron Bloodworth (Marietta)  
Alec Cargin (Lawrenceville)  
Collin Davis (Roswell)  
Cameron Gill (Alpharetta)  
Cole Hamel (Alpharetta)  
Hayes Heinecke (Fayetteville)  
Jake Hershman (Dacula)  
Lawson Hill (Canton)  
Shane Lussier (Atlanta)  
Dalton Rhadans (Acworth)  
Michael Wynne (Marietta)  
Trey Yunger (Atlanta)

### WASHINGTON (4)

Dom Agron (Covington)  
Hudson Byorick (Auburn)  
Elliot Carney (Sammamish)  
Josh Congdon (Olympia)

### NEW YORK (3)

Jake Dippold (Syracuse)  
Brett Rodriguez (Queensbury)  
David Yourke (Staten Island)

### ARIZONA (2)

Matty Brown (Chandler)  
Clay Schwaner (Peoria)

## NORTH CAROLINA (2)

Luke Stephens (Winston-Salem)  
Scottie Wallace (Charlotte)

## TEXAS (2)

Mike Brown (Pflugerville)  
Nolen Hester (Rockwall)

## COLORADO (1)

Brennen Dorigi (Cherry Hills)

## CONNECTICUT (1)

Reece Maniscalco (Fairfield)

## DELAWARE (1)

Andrew Orzel (Newark)

## FLORIDA (1)

Matt Ellmyer (Jupiter)

## MARYLAND (1)

John Dempsey (Potomac)

## NEW HAMPSHIRE (1)

Ethan Imbimbo (Brentwood)

## NEW JERSEY (1)

Ryan Crehan (Manalapan)

## OHIO (1)

Ryan Galanie (Mason)

## OREGON (1)

Josh Vitus (Eugene)

## PENNSYLVANIA (1)

Jake Zoller (Collegeville)

## SOUTH CAROLINA (1)

Rasesh Pandya (Greenville)

## VIRGINIA (1)

O'Kelly McWilliams (Oakton)







# 2020 BASEBALL STANDINGS

School	Southern Conference				Overall				
	Record	Pct	H	A	Record	Pct	H	A	N
Samford	0-0	0.000	0-0	0-0	12-2	0.857	7-0	3-1	2-1
ETSU	0-0	0.000	0-0	0-0	10-2	0.833	9-1	1-1	0-0
<b>Wofford</b>	<b>0-0</b>	<b>0.000</b>	<b>0-0</b>	<b>0-0</b>	<b>13-3</b>	<b>0.813</b>	<b>13-2</b>	<b>0-1</b>	<b>0-0</b>
Mercer	0-0	0.000	0-0	0-0	12-3	0.800	10-2	2-1	0-0
The Citadel	0-0	0.000	0-0	0-0	10-3	0.769	9-2	1-1	0-0
UNCG	0-0	0.000	0-0	0-0	10-4	0.714	8-2	0-2	2-0
Western Carolina	0-0	0.000	0-0	0-0	8-6	0.571	4-2	1-0	3-4
Furman	0-0	0.000	0-0	0-0	8-8	0.500	8-6	0-2	0-0
VMI	0-0	0.000	0-0	0-0	4-11	0.267	3-6	1-5	0-0

## 2020 SOCON SCHEDULE

### March 10 (Tuesday)

James Madison at VMI	3 p.m.
UNCG at High Point	4 p.m.
Bryant at Western Carolina	4 p.m.
Alabama A&M at Samford	5 p.m.
ETSU at Tennessee	6 p.m.
Quinnipiac University at Furman	6 p.m.
Mercer at Georgia State	6 p.m.
The Citadel at South Carolina	7 p.m.

### March 11 (Wednesday)

VMI at North Carolina	4 p.m.
VCU at The Citadel	4 p.m.
North Alabama at Samford	5 p.m.
Bryant at Western Carolina	5 p.m.
Wofford at Auburn	6 p.m.

### March 13 (Friday)

Charleston at Furman	4 p.m.
Western Carolina at Elon	4 p.m.
UMass at Wofford	6 p.m.
Bradley at Mercer	6 p.m.
ETSU at UNC Wilmington	6 p.m.
Rider at The Citadel	6 p.m.
UNCG at Jacksonville	7 p.m.
Samford at Jacksonville State	7 p.m.

### March 14 (Saturday)

Cornell at VMI	12 p.m.
Charleston at Furman	1 p.m.
Western Carolina at Elon	2 p.m.
ETSU at UNC Wilmington	2 p.m.
Bradley at Mercer	2 p.m.
Rider at The Citadel	2 p.m.
UMass at Wofford	3 p.m.
Cornell at VMI	3:30 p.m.
Samford vs Jacksonville State	6 p.m.
UNCG at Jacksonville	7 p.m.

### March 15 (Sunday)

UMass at Wofford	1 p.m.
Charleston at Furman	1 p.m.
Cornell at VMI	1 p.m.
UNCG at Jacksonville	1 p.m.
Rider at The Citadel	1 p.m.
ETSU at UNC Wilmington	1 p.m.
Bradley at Mercer	1 p.m.
Western Carolina at Elon	1:30 p.m.
Jacksonville State at Samford	3 p.m.

## PRESEASON COACHES POLL

Place	School (First)	Points
1.	<b>Wofford (5)</b>	<b>60</b>
2.	Samford (3)	59
3.	Mercer (1)	51
T4.	UNCG	39
T4.	ETSU	39
6.	Western Carolina	28
T7.	Furman	19
T7.	VMI	19
9.	The Citadel	10

## PRESEASON MEDIA POLL

Place	School (First)	Points
1.	Samford (11)	144
2.	<b>Wofford (4)</b>	<b>135</b>
3.	Mercer (2)	118
4.	UNCG	99
5.	ETSU	86
6.	Furman	72
7.	Western Carolina	55
8.	VMI	34
9.	The Citadel	22

## PRESEASON ALL-SOCON

### Preseason Player of the Year

Justice Bigbie, Jr., Western Carolina

### Preseason Pitcher of the Year

Zach Hester, Sr., Samford

### First Team

SP	Zach Hester, Samford
SP	<b>Hayes Heinecke, Wofford</b>
RP	Carson Cupo, Samford
C	Jackson Greer, ETSU
1B	Sonny DiChiara, Samford
2B	Brooks Carlson, Samford
SS	<b>Matty Brown, Wofford</b>
3B	Justice Bigbie, Western Carolina
OF	<b>Hudson Byorick, Wofford</b>
OF	<b>Colin Davis, Wofford</b>
OF	Daylan Nanny, Western Carolina
DH	Dax Roper, Furman
DH	Le Bassett, Mercer

### Second Team

SP	Landon Knack, ETSU
SP	Jesse McCord, Samford
RP	Nathaniel Tate, ETSU
RP	<b>Rasesh Pandya, Wofford</b>
C	Luke Robinson, Western Carolina
1B	Angelo DiSpigna, Mercer
2B	<b>John Dempsey, Wofford</b>

SS	RJ Yeager, Mercer
SS	Taylor Garris, Samford
3B	Caleb Webster, UNCG
OF	Greg Hardison, UNCG
OF	<b>Mike Brown, Wofford</b>
OF	Collin Price, Mercer
DH	Andrew Bullock, Western Carolina

## SOCON PLAYER OF THE WEEK

February 17	Brooks Carlson, Samford
February 24	Will Knight, VMI
March 2	Noah Mitchell, The Citadel
March 9	Caleb Webster, UNCG
March 16	
March 23	
March 30	
April 6	
April 13	
April 20	
April 27	
May 4	
May 11	
May 18	

## SOCON PITCHER OF THE WEEK

February 17	Landon Knack, ETSU
February 24	Landon Knack, ETSU
March 2	<b>Hayes Heinecke, WOF</b>
March 9	Landon Knack, ETSU
March 16	
March 23	
March 30	
April 6	
April 13	
April 20	
April 27	
May 4	
May 11	
May 18	

## SOCON PLAYER OF THE MONTH

February	Brooks Carlson, SAM
March	
April	
May	

## SOCON PITCHER OF THE MONTH

February	Landon Knack, ETSU
March	
April	
May	



3/4	PRESBYTERIAN	0.2	0	0	0	0	2	-
3/7	LA SALLE	1.0	0	0	0	1	0	-
Career		140.1	146	95	86	51	111	9-6

### CAREER HIGHS

Innings Pitched	5.2	vs. Longwood (3/8/17)
Strikeouts	5	vs. Ohio (2/16/19)



### COLE HAMEL 45 / RHP / ALPHARETTA, GA

- As a senior was 7-1 to earn All-State honors
- Third in school history in career wins

Date	Oppt	IP	H	R	ER	BB	K	WLS
------	------	----	---	---	----	----	---	-----

### CAREER HIGHS

Innings Pitched	-
Strikeouts	-



### HAYES HEINECKE 21 / LHP / FAYETTEVILLE, GA

- 2019 SoCon Freshman of the Year
- Named Freshman All-America
- 2020 Preseason All-SoCon First Team

Date	Oppt	IP	H	R	ER	BB	K	WLS
2/16	OHIO-2	5.0	3	2	1	1	7	W
2/24	RADFORD	1.1	1	3	3	5	2	-
3/2	HARVARD-1	7.0	2	0	0	0	6	W
3/9	GWU-2	7.0	3	0	0	1	10	W
3/16	LAFAYETTE	6.0	5	1	1	1	0	W
3/23	Florida A&M	6.0	7	6	3	1	6	W
3/30	MERCER	7.0	5	1	1	0	4	W
4/6	W. Carolina	6.1	5	3	3	1	6	-
4/13	VMI-1	7.0	8	2	2	0	8	W
4/23	UNC Asheville	1.2	2	0	0	0	2	W
4/27	SAMFORD	5.2	8	4	4	1	3	-
5/4	The Citadel	8.0	7	1	1	0	10	W
5/10	FURMAN-1	5.1	12	7	5	0	3	L
5/16	UNCG	7.0	6	1	1	1	8	L
5/23	ETSU	7.0	6	1	1	1	9	W
5/26	Mercer	1.0	2	3	0	2	0	-
2019		88.1	92	35	26	15	84	10-2
2/15	BINGHAMTON	5.2	5	2	2	1	6	W
2/22	BROWN-1	7.0	9	3	3	1	11	L
2/29	MERRIMACK	7.0	2	0	0	0	12	W
3/7	LA SALLE	6.0	6	0	0	1	7	W
Total		114.0	114	40	31	18	120	13-3

### CAREER HIGHS

Innings Pitched	8.0	at The Citadel (5/4/19)
Strikeouts	11	vs. Brown (2/22/20)



### JAKE HERSHMAN 22 / RHP / DACULA, GA

- Made 22 appearances in 2019
- Earned first win against Furman (3/24/17)
- Had pair of saves in 2019

Date	Oppt	IP	H	R	ER	BB	K	WL
2/17	Florida A&M	1.0	0	0	0	0	2	-
2/22	Presbyterian	0.1	0	0	0	0	1	-
2/24	JMU	1.0	1	1	1	1	3	-
2/26	UNC ASHEVILLE	0.0	1	2	2	1	0	-
2/28	Clemson	0.2	1	0	0	0	0	-
3/4	WRIGHT STATE	0.2	1	0	0	0	0	-
3/5	USC Upstate	2.0	4	2	2	0	1	-
3/8	LONGWOOD	0.1	2	1	1	0	1	-
3/18	YALE-2	3.0	4	5	3	2	1	-
3/24	FURMAN	0.1	0	0	0	0	0	W
3/29	Presbyterian	2.1	9	7	7	0	2	-
4/22	SAMFORD-1	1.0	1	0	0	0	0	-
5/6	Western Carolina	0.1	0	0	0	0	1	-
5/9	Winthrop	5.1	3	1	1	0	5	L
5/14	MERCER-2	1.0	0	0	0	0	1	-
5/24	Furman	2.0	3	3	3	1	0	-

2017		21.1	30	22	20	5	18	1-1
2/17	FORDHAM	3.0	0	0	0	1	4	-
2/24	SETON HALL	0.2	2	3	3	1	0	-
3/3	PENN	1.0	0	0	0	0	0	S
3/4	PENN	0.1	0	0	0	1	0	S
3/6	Clemson	0.0	0	3	2	3	0	L
3/18	SIENA	0.1	2	1	1	0	0	-
3/20	GARDNER-WEBB	3.2	2	0	0	0	3	-
3/23	Mercer	1.0	1	0	0	0	1	-
3/27	WINTHROP	2.0	0	0	0	1	3	S
3/29	W. CAROLINA	3.2	1	0	0	0	2	-
4/4	East Carolina	1.0	3	3	3	1	1	L
4/8	UNCW	0.1	0	1	1	1	0	L
4/11	Presbyterian	4.0	3	0	0	0	2	W
4/14	Furman-2	4.2	1	0	0	1	6	W
4/18	UNC Asheville	2.1	0	3	3	4	1	L
4/22	THE CITADEL	4.2	3	1	1	0	7	W
4/29	UNCG	2.0	8	6	6	0	0	-
5/2	PRESBYTERIAN	3.1	5	1	1	1	1	-
5/6	Samford	5.0	4	1	0	1	2	-
5/9	USC Upstate	0.1	1	0	0	0	1	-
5/12	VMI	2.0	2	0	0	3	0	-
5/17	ETSU	1.2	2	1	1	0	0	-
5/19	ETSU	2.0	2	0	0	0	0	-
5/23	ETSU	1.2	0	0	0	2	2	W
5/25	UNCG	0.1	4	4	4	0	0	-

2018		51.0	46	28	26	21	36	4-4
2/16	OHIO-1	3.1	2	1	1	3	5	-
2/24	RADFORD	4.1	4	1	1	1	2	-
2/27	Charleston Sou.	1.2	3	0	0	0	1	-
3/2	HARVARD-2	3.1	5	2	2	0	3	L
3/5	USC UPSTATE	3.2	2	1	0	0	5	W
3/9	GWU-1	2.0	3	2	2	1	1	-
3/12	OHIO STATE	2.0	1	0	0	0	4	S
3/17	LAFAYETTE	0.2	2	1	1	0	1	-
3/19	UMES	2.0	1	0	0	0	5	-
3/22	Florida A&M	1.1	0	0	0	0	1	-
3/24	Florida A&M	1.1	1	1	1	0	0	-
3/27	Presbyterian	0.1	0	0	0	1	0	-
3/30	MERCER	2.0	2	1	1	1	1	-
4/7	Western Carolina	3.2	8	3	1	0	2	-
4/13	VMI-2	3.2	5	3	3	0	6	L
4/23	UNC Asheville	2.1	3	0	0	0	4	-
4/28	SAMFORD	2.0	3	3	3	5	0	-
5/1	WINTHROP	3.0	7	5	5	1	2	L
5/8	USC Upstate	3.0	3	3	2	3	2	S
5/10	FURMAN-2	1.0	2	2	2	1	2	-
5/18	UNCG	4.0	4	2	2	1	4	W
5/26	Mercer	1.0	2	3	3	1	1	L
2019		51.2	63	34	30	19	53	2-4
2/14	BINGHAMTON	4.2	2	0	0	0	5	W

2/19	UNC ASHEVILLE	4.0	3	0	0	1	4	-
2/23	MONMOUTH	4.0	4	1	1	0	7	-
2/28	MERRIMACK	4.0	5	5	5	1	6	L
3/4	PRESBYTERIAN	4.0	3	0	0	0	5	W
3/8	LA SALLE	3.0	2	0	0	0	3	-

Career	147.2	158	90	82	47	137	9-10
--------	-------	-----	----	----	----	-----	------

### CAREER HIGHS

Innings Pitched	5.1	at Winthrop (5/9/17)
Strikeouts	7	vs. Citadel (4/22/18), vs. Monmouth (2/23/20)



### ETHAN IMBIMBO 20 / RHP / BRENTWOOD, NH

- As a senior had a 1.98 ERA
- Also lettered in football and basketball

Date	Oppt	IP	H	R	ER	BB	K	WLS
2/22	BROWN-2	2.0	2	2	2	2	2	-
2/25	USC Upstate	0.1	0	0	0	0	0	-
3/4	PRESBYTERIAN	1.0	1	1	1	1	1	-
3/8	LA SALLE	1.0	3	1	1	0	1	-
Totals		4.1	6	4	4	3	4	-

### CAREER HIGHS

Innings Pitched	2.0	vs. Brown (2/22/20)
Strikeouts	2	vs. Brown (2/22/20)



### O'KELLY MCWILLIAMS 18 / RHP / OAKTON, VA

- As a senior had a 1.57 ERA with 87 Ks in 53.1 innings
- Earned All-Conference and All-State honors

Date	Oppt	IP	H	R	ER	BB	K	WLS
2/14	BINGHAMTON	1.0	0	0	0	0	2	-
2/22	BROWN-2	5.0	3	0	0	2	9	W
3/4	PRESBYTERIAN	2.0	0	0	0	0	5	-
3/7	LA SALLE	2.0	3	2	2	2	2	-
Total		10.0	6	2	2	4	18	1-0

### CAREER HIGHS

Innings Pitched	5.0	vs. Brown (2/22/20)
Strikeouts	9	vs. Brown (2/22/20)



**REECE MANISCALCO**  
34 / RHP / FAIRFIELD, CT

- Made 21 relief appearances with a 2.34 ERA in 2019
- Missed 2018 due to injury

Date	Oppt	IP	H	R	ER	BB	K	WLS
2/19	Florida A&M	1.0	0	0	0	1	1	-
2/22	Presbyterian	0.1	0	0	0	0	0	-
2/24	JMU	0.2	0	0	0	0	0	-
2/25	GEORGETOWN	0.2	1	0	0	0	0	-
2/28	Clemson	1.0	3	3	3	0	2	-
3/5	USC Upstate	0.2	2	3	3	2	0	-
3/10	MONMOUTH	2.0	1	0	0	1	2	-
3/16	USC UPSTATE	0.0	0	0	0	2	0	-
3/19	YALE	0.2	0	0	0	0	0	-
3/22	WINTHROP	1.0	1	0	0	0	0	-
3/24	FURMAN	1.0	2	2	2	0	2	-
4/1	Villanova-1	1.0	1	0	0	0	1	W
4/8	VMI	3.0	1	0	0	1	2	-
4/14	UNCG	1.0	1	1	1	1	1	-
4/25	Charleston Sou.	1.2	1	2	2	0	2	-
5/3	South Carolina	1.0	1	0	0	1	1	-
5/9	Winthrop	0.2	1	0	0	0	2	-
5/12	MERCER	2.0	1	1	1	0	2	S
5/14	MERCER-1	2.0	3	1	1	0	0	L
5/20	The Citadel	1.0	1	0	0	0	0	S
5/25	VMI	1.0	4	1	1	0	0	L
<b>2017</b>		<b>23.1</b>	<b>25</b>	<b>14</b>	<b>14</b>	<b>9</b>	<b>18</b>	<b>1-2</b>
2/16	OHIO-2	4.0	4	0	0	2	7	S
2/24	RADFORD	0.2	0	2	0	4	0	-
3/1	HARVARD	1.0	2	2	1	0	1	S
3/3	HARVARD	1.0	1	0	0	0	1	-
3/5	USC UPSTATE	0.1	0	0	0	0	0	S
3/10	GWU	1.0	0	0	0	1	2	S
3/13	BRYANT	2.0	0	0	0	1	5	-
3/17	LAFAYETTE	2.2	1	0	0	0	5	W
3/23	Florida A&M	2.2	4	5	5	3	4	-
3/27	Presbyterian	0.1	1	2	0	1	0	L
3/31	MERCER	1.2	2	1	1	1	3	-
4/10	PRESBYTERIAN	1.0	0	0	0	0	2	-
4/13	VMI-2	0.2	0	0	0	0	1	-
4/23	UNC Asheville	1.0	1	0	0	0	0	-
4/27	SAMFORD	2.0	2	1	0	2	5	W
5/3	The Citadel	5.0	4	1	1	0	10	W
5/10	FURMAN-2	2.1	1	2	2	4	2	-
5/17	UNCG	5.0	3	1	1	2	6	W
5/22	VMI	1.1	1	0	0	0	2	S
5/25	Samford	3.2	0	0	0	0	2	S
5/26	Mercer	3.0	3	0	0	1	2	-
<b>2019</b>		<b>42.1</b>	<b>30</b>	<b>17</b>	<b>11</b>	<b>22</b>	<b>60</b>	<b>6</b>
<b>2/14</b>	<b>BINGHAMTON</b>	<b>2.1</b>	<b>2</b>	<b>1</b>	<b>1</b>	<b>2</b>	<b>7</b>	<b>-</b>
<b>Totals</b>		<b>68.0</b>	<b>56</b>	<b>32</b>	<b>26</b>	<b>33</b>	<b>85</b>	<b>5-3</b>

**CAREER HIGHS**

Innings Pitched 5.0 at The Citadel (5/3/19), at UNCG (5/17/19)  
Strikeouts 10 at The Citadel (5/3/19)



**RASESH PANDYA**  
25 / RHP / GREENVILLE, SC

- 2020 Preseason All-SoCon Second Team
- 2019 All-SoCon Second Team
- Missed the 2018 season due to injury

Date	Oppt	IP	H	R	ER	BB	K	WLS
2/17	Florida A&M	0.2	5	6	2	2	2	-
3/10	MONMOUTH	1.0	3	0	0	0	0	-
3/17	YALE-2	1.0	2	2	2	0	1	-
3/25	FURMAN-2	0.1	2	1	1	0	1	-
4/1	Villanova-2	1.0	1	0	0	0	1	-
4/11	UNC Asheville	1.0	2	1	1	0	1	-
5/7	W. Carolina-1	3.0	4	0	0	0	2	-
<b>2017</b>		<b>8.0</b>	<b>19</b>	<b>10</b>	<b>6</b>	<b>2</b>	<b>8</b>	<b>-</b>
2/21	VCU	1.2	1	0	0	2	3	-
2/27	Charleston Sou.	3.0	1	0	0	0	3	-
3/2	HARVARD-2	1.2	1	0	0	1	3	-
3/3	HARVARD	0.0	0	1	0	0	1	-
3/6	Presbyterian	1.1	1	0	0	0	3	-
3/9	GWU-1	0.1	0	0	0	0	1	-
3/10	GWU	2.1	1	0	0	0	1	W
3/12	OHIO STATE	0.1	0	0	0	0	0	W
3/24	Florida A&M	0.2	1	0	0	0	1	-
3/27	Presbyterian	1.0	0	0	0	0	2	-
3/31	Mercer	1.1	2	1	0	0	1	-
4/6	Western Carolina	2.1	2	1	0	0	4	L
4/10	PRESBYTERIAN	1.2	2	2	2	2	0	L
4/13	VMI-2	2.0	2	0	0	0	2	-
4/19	ETSU	2.0	4	1	1	0	3	-
4/27	SAMFORD	1.1	2	0	0	0	1	S
5/1	WINTHROP	1.0	0	1	1	1	0	-
5/4	The Citadel	1.0	0	0	0	0	1	-
5/5	The Citadel	1.1	1	0	0	0	2	W
5/10	FURMAN-2	1.0	2	1	1	0	1	-
5/12	FURMAN	2.0	2	0	0	1	1	W
5/18	UNCG	1.0	2	0	0	0	2	-
5/23	ETSU	2.0	0	0	0	0	3	S
5/26	Mercer	2.2	5	3	2	0	2	-
2019		35.0	32	11	7	7	41	4-2
2/15	BINGHAMTON	2.1	4	2	2	0	4	-
2/19	UNC ASHEVILLE	3.0	4	2	1	1	3	W
2/23	MONMOUTH	2.1	1	0	0	0	3	W
3/1	MERRIMACK	2.0	0	0	0	3	2	S
3/6	LA SALLE	1.0	1	0	0	0	1	S
<b>Totals</b>		<b>53.2</b>	<b>61</b>	<b>25</b>	<b>16</b>	<b>13</b>	<b>64</b>	<b>6-2</b>

**CAREER HIGHS**

Innings Pitched 3.0 three times, last vs. UNCA (2/19/20)  
Strikeouts 4 at WCU (4/6/19), vs. Binghamton (2/15/20)



**DALTON RHADANS**  
31 / RHP / ACWORTH, GA

- Spent one season at Georgia Highlands College
- Named an All-Star his senior year in high school

Date	Oppt	IP	H	R	ER	BB	K	WLS
2/16	BINGHAMTON	5.0	6	1	0	1	4	W
2/21	MANHATTAN	2.2	1	0	0	0	2	W
2/23	MONMOUTH	2.2	4	1	0	0	1	-
2/28	MERRIMACK	2.0	4	4	4	0	2	-
3/1	MERRIMACK	3.0	1	0	0	0	2	W
3/6	LA SALLE	4.0	3	0	0	1	5	-
<b>Totals</b>		<b>19.1</b>	<b>19</b>	<b>6</b>	<b>4</b>	<b>2</b>	<b>16</b>	<b>3-0</b>

**CAREER HIGHS**

Innings Pitched 5.0 vs. Binghamton (2/16/20)  
Strikeouts 5 vs. La Salle (3/6/20)



**CLAY SCHWANER**  
16 / RHP / PEORIA, AZ

- Earned first win against Winthrop (3/27/18)
- Missed the 2019 season due to injury

Date	Oppt	IP	H	R	ER	BB	K	WLS
2/16	KENTUCKY	3.0	3	0	0	0	3	-
2/21	UNCA	2.2	7	7	5	0	2	L
2/27	Georgia	5.0	6	3	3	3	4	L
3/7	Boston College	2.0	9	9	9	3	3	-
3/14	USC UPSTATE	3.1	1	2	2	2	3	-
3/21	Gardner-Webb	4.0	4	3	3	2	1	-
3/27	WINTHROP	5.0	1	0	0	1	4	W
4/4	East Carolina	2.0	3	3	3	0	0	-
4/25	Charlotte	4.0	2	2	4	0	0	-
5/2	PRESBYTERIAN	3.1	5	4	4	1	3	-
5/9	USC Upstate	4.0	5	1	1	1	0	-
5/13	VMI	3.0	2	1	1	1	1	-
5/19	ETSU	4.0	8	5	4	1	2	-
5/25	UNCG	2.2	6	5	0	1	0	L
<b>2018</b>		<b>48.0</b>	<b>64</b>	<b>45</b>	<b>37</b>	<b>16</b>	<b>26</b>	<b>1-3</b>
2/14	BINGHAMTON	1.0	1	0	0	0	2	-
<b>Totals</b>		<b>49.0</b>	<b>65</b>	<b>45</b>	<b>37</b>	<b>16</b>	<b>28</b>	<b>1-3</b>

**CAREER HIGHS**

Innings Pitched 5.0 at Georgia (2/27/18), vs. Winthrop (3/27/18)  
Strikeouts 4 at Georgia (2/27/18), vs. Winthrop (3/27/18)



**LUKE STEPHENS**  
19 / RHP / WINSTON-SALEM, NC

- As a seniors was 5-2 with a 1.31 ERA
- Named All-Conference and team MVP

Date	Oppt	IP	H	R	ER	BB	K	WLS
-	-	-	-	-	-	-	-	-
-	-	-	-	-	-	-	-	-

**CAREER HIGHS**

Innings Pitched - -  
Strikeouts - -



**JOSH VITUS**  
41 / RHP / EUGENE, OR

- Played two seasons at Tacoma Community College
- In 2019 led team with 81.1 innings pitched

Date	Oppt	IP	H	R	ER	BB	K	WLS
2/16	BINGHAMTON	3.1	2	2	2	1	2	-
2/21	MANHATTAN	4.0	2	2	1	2	1	-
2/25	USC Upstate	2.0	2	2	2	1	0	L
3/1	MERRIMACK	4.0	2	1	0	1	0	-
3/6	LA SALLE	4.0	2	1	0	1	5	W
<b>Totals</b>		<b>17.1</b>	<b>10</b>	<b>8</b>	<b>5</b>	<b>6</b>	<b>9</b>	<b>1-1</b>

**CAREER HIGHS**

Innings Pitched 4.0 three times, last vs. La Salle (3/6/20)  
Strikeouts 5 vs. La Salle (3/6/20)



**SCOTTIE WALLACE**  
13 / RHP / CHARLOTTE, NC

- Made nine appearances as a freshman
- Missed the 2019 season due to injury

Date	Oppt	IP	H	R	ER	BB	K	WL
2/21	UNCA	1.2	4	3	3	0	1	-
4/4	East Carolina	3.0	3	3	1	0	2	-
4/11	Presbyterian	4.0	5	2	2	1	3	-
4/18	UNC Asheville	2.0	0	0	0	0	2	-
4/22	THE CITADEL	2.1	4	4	4	2	2	-
4/25	Charlotte	2.1	3	1	1	0	0	L
4/29	UNCG	3.0	5	2	2	2	1	L
5/6	Samford	3.0	5	4	3	1	1	L
5/11	VMI	0.2	0	0	0	2	1	-
2018		22.0	29	19	16	8	13	0-3
2/19	UNC ASHEVILLE	2.0	6	5	5	1	2	-
2/25	USC Upstate	0.1	3	5	3	1	0	-
3/4	PRESBYTERIAN	1.0	1	0	0	1	0	-
<b>Totals</b>		<b>25.1</b>	<b>39</b>	<b>29</b>	<b>24</b>	<b>11</b>	<b>15</b>	<b>0-3</b>

**CAREER HIGHS**

Innings Pitched 4.0 at Presbyterian (4/11/18)  
Strikeouts 3 at Presbyterian (4/11/18)



**DAVID YOURKE**  
27 / LHP / STATEN ISLAND, NY

- Started 14 games in 2019 with a 1-4 record
- First career win was against Maryland Eastern Shore
- Missed 2018 season due to injury

Date	Oppt	IP	H	R	ER	BB	K	WL
2/27	Charleston Sou.	2.1	2	0	0	2	1	-
3/5	USC UPSTATE	4.0	3	0	0	0	1	-
3/12	OHIO STATE	4.0	7	5	5	0	1	-
3/19	UMES	6.0	1	0	0	0	2	W
3/27	Presbyterian	2.0	2	2	1	0	3	-
3/31	MERCER	4.0	4	1	1	2	3	L
4/7	W. Carolina	4.0	2	1	0	0	4	-
4/13	VMI-2	2.2	3	2	2	1	2	-
4/18	ETSU	2.2	2	2	0	2	3	L
4/28	SAMFORD	4.0	5	3	3	0	2	L
5/3	The Citadel	3.0	3	3	2	2	2	-
5/10	FURMAN-2	3.2	5	4	1	0	1	L
5/17	UNCG	2.2	3	4	4	3	2	-
5/26	Mercer	0.1	0	0	0	2	0	-
<b>2019</b>		<b>45.1</b>	<b>42</b>	<b>27</b>	<b>19</b>	<b>14</b>	<b>27</b>	<b>1-4</b>
2/22	BROWN-2	1.0	1	1	1	2	1	-
3/4	PRESBYTERIAN	0.1	3	4	4	1	0	-
<b>Totals</b>		<b>46.2</b>	<b>46</b>	<b>32</b>	<b>24</b>	<b>17</b>	<b>28</b>	<b>1-4</b>

**CAREER HIGHS**

Innings Pitched 6.0 vs. UMES (3/19/19)  
Strikeouts 4 at Western Carolina (4/7/19)



**JAKE ZOLLER**  
12 / LHP / COLLEGEVILLE, PA

- First career start was made at Clemson (3/6/18)
- Made nine appearances with 3 starts in 2019

Date	Oppt	IP	H	R	ER	BB	K	WL
2/16	KENTUCKY	1.0	1	0	0	0	1	-
2/21	UNCA	1.0	1	0	0	0	2	-
2/25	PRESBYTERIAN	1.0	2	1	1	0	1	-
3/6	Clemson	3.1	2	1	1	3	2	-
3/20	GARDNER-WEBB	3.0	4	3	3	3	2	-
<b>2018</b>		<b>9.1</b>	<b>10</b>	<b>5</b>	<b>5</b>	<b>6</b>	<b>8</b>	<b>-</b>
2/21	VCU	2.0	7	3	3	1	1	-
2/26	UNC ASHEVILLE	2.0	2	0	0	1	3	-
3/2	HARVARD-2	1.2	4	1	1	0	1	-
3/6	Presbyterian	2.1	3	2	2	1	2	-
3/13	BRYANT	1.2	4	2	2	0	1	-
3/20	UMES	1.0	0	0	0	1	0	-
4/2	Wright State	1.0	3	3	3	1	1	L
4/26	SAMFORD	1.0	2	0	0	0	2	-
5/3	The Citadel	0.1	2	3	3	2	0	-
2019		13.0	27	14	14	7	11	0-1
<b>Totals</b>		<b>22.1</b>	<b>37</b>	<b>19</b>	<b>19</b>	<b>13</b>	<b>19</b>	<b>0-1</b>

**CAREER HIGHS**

Innings Pitched 3.1 at Clemson (3/6/18)  
Strikeouts 3 vs. UNC Asheville (2/26/19)

**2019 HONORS**

**Matty Brown**

SoCon All-Freshman Team

**Mike Brown**

All-Southern Conference Second Team (M)  
Southern Conference All-Tournament Team  
Southern Conference Player of the Month (May)

**Hudson Byorick**

SoCon Player of the Week (4/15)

SoCon Player of the Week (4/29)

All-Southern Conference Second Team (C)

**Alec Cargin**

CoSIDA Academic All-District

**Colin Davis**

Preseason All-Southern Conference First Team

All-Southern Conference Second Team (C)

**John Dempsey**

All-Southern Conference Second Team (C&M)

SoCon All-Freshman Team

Collegiate Baseball Freshman All-America

Baseball America Freshman All-America Second Team

**Anthony Garcia**

Preseason All-Southern Conference Second Team

**Hayes Heinecke**

SoCon Pitcher of the Week (3/4)

SoCon Pitcher of the Week (3/11)

SoCon Pitcher of the Month (March)

SoCon Freshman of the Year (C)

All-Southern Conference Second Team (C&M)

SoCon All-Freshman Team

Collegiate Baseball Freshman All-America

**Austin Higginbotham**

Preseason All-Southern Conference Second Team

SoCon Pitcher of the Week (4/1)

**Lawson Hill**

Preseason All-Southern Conference Second Team

Brett Rodriguez

All-Southern Conference First Team (C&M)

**Reece Maniscalco**

Southern Conference All-Tournament Team

**PRONUNCIATION GUIDE**

33	Hudson Byorick	BYE-or-ick
8	Alec Cargin	CAR-gen
36	Josh Congdon	CONG-done
6	Brennen Dorighi	DOE-rig-e
14	Ryan Galanie	GAH-LANE-e
20	Ethan Imbimbo	IM-bim-bo
29	Todd Interdonato	in-ter-doe-NOT-oh
11	Shane Lussier	LEW-sure
34	Reece Maniscalco	MAN-is-scal-co
28	Andrew Orzel	OR-zell
25	Rasesh Panday	RAH-sesh PAN-Dee-Ah
31	Dalton Rhadans	RAY-dans
16	Clay Schwaner	SCHWAY-ner
4	Michael Wynne	WIN
27	David Yourke	YORK
41	Josh Vitus	VYE-tuss
6	Trey Yunger	Young-er

# POSITION PLAYER STATS



## HARRIS BECKLEY

15 / INF / ATLANTA, GA

- As a senior batted .393 and was named All-Region
- Older brother, John, plays football for Wofford

Year	AVG	GP	GS	AB	R	H	2B	3B	HR	RBI	BB	SO	SB	ATT
2020	.000	4	0	1	1	0	0	0	0	0	1	1	0	0
<b>TOTAL</b>	<b>.000</b>	<b>4</b>	<b>0</b>	<b>1</b>	<b>1</b>	<b>0</b>	<b>0</b>	<b>0</b>	<b>0</b>	<b>0</b>	<b>1</b>	<b>1</b>	<b>0</b>	<b>0</b>

### GAME HIGHS

Hits	-	-
Runs Scored	1	vs. Presbyterian (3/4/20)
RBI	-	-
Home Runs	-	-
Stolen Bases	-	-



## MATTY BROWN

1 / INF / CHANDLER, AZ

- 2020 All-Southern Conference first team
- 2019 SoCon All-Freshman Team
- Started 31 games at shortstop, missing the final month of the season due to injury

Year	AVG	GP	GS	AB	R	H	2B	3B	HR	RBI	BB	SO	SB	ATT
2019	.304	37	31	102	21	31	4	0	2	19	17	24	14	17
2020	.222	10	10	27	4	6	1	1	0	3	3	9	0	0
<b>TOTAL</b>	<b>.287</b>	<b>47</b>	<b>41</b>	<b>129</b>	<b>25</b>	<b>37</b>	<b>5</b>	<b>1</b>	<b>2</b>	<b>22</b>	<b>20</b>	<b>33</b>	<b>14</b>	<b>17</b>

### GAME HIGHS

Hits	4	at ETSU (4/19/19)
Runs Scored	3	at ETSU (4/19/19)
RBI	4	vs. VMI (4/12/19)
Home Runs	1	vs. Gardner-Webb (3/10/19), at Presbyterian (3/27/19)
Stolen Bases	2	four times, last vs. VMI (4/12/19)



## MIKE BROWN

24 / OF / PFLUGERVILLE, TX

- Transfer from Dartmouth, where he had 15 starts in 2017 in the outfield
- 2020 Preseason All-Southern Conference second team
- 2019 All-SoCon second team and led SoCon with 38 stolen bases

Year	AVG	GP	GS	AB	R	H	2B	3B	HR	RBI	BB	SO	SB	ATT
2019	.330	61	60	209	60	69	12	5	0	36	34	23	38	43
2020	.283	16	16	53	11	15	1	0	1	9	11	6	9	13
<b>TOTAL</b>	<b>.321</b>	<b>77</b>	<b>76</b>	<b>262</b>	<b>71</b>	<b>84</b>	<b>13</b>	<b>5</b>	<b>1</b>	<b>45</b>	<b>45</b>	<b>29</b>	<b>47</b>	<b>56</b>

### GAME HIGHS

Hits	5	vs. Presbyterian (3/4/20)
Runs Scored	4	vs. Presbyterian (3/4/20)
RBI	5	vs. Presbyterian (3/4/20)
Home Runs	1	vs. Furman (3/25/17), vs. Presbyterian (3/4/20)
Stolen Bases	4	vs. UMES (3/20/19)



## HUDSON BYORICK

33 / OF / AUBURN, WA

- 2020 Preseason All-SoCon first team
- 2019 All-Southern Conference second team, second on team with 45 RBIs
- Transfer from Pierce College

Year	AVG	GP	GS	AB	R	H	2B	3B	HR	RBI	BB	SO	SB	ATT
2019	.326	61	60	218	45	71	18	0	2	45	45	18	8	13
2020	.357	16	16	56	16	20	7	0	1	8	10	13	3	4
<b>TOTAL</b>	<b>.332</b>	<b>77</b>	<b>76</b>	<b>274</b>	<b>61</b>	<b>91</b>	<b>25</b>	<b>0</b>	<b>3</b>	<b>53</b>	<b>55</b>	<b>31</b>	<b>11</b>	<b>17</b>

### GAME HIGHS

Hits	3	nine times, last vs. Merrimack (2/28/20)
Runs Scored	3	four times, last vs. Presbyterian (3/4/20)
RBI	3	five times, last vs. UNC Asheville (2/19/20)
Home Runs	1	vs. Lafayette (3/15/19), vs. Presbyterian (4/10/19), vs. Merrimack (2/28/20)
Stolen Bases	2	vs. UMES (3/20/19)



## ALEC CARGIN

8 / C / LAWRENCEVILLE, GA

- Played in 37 games with 27 starts primarily at catcher in 2019
- Had first career hit at USC Upstate (3/5/17)
- Named to the Southern Conference Academic Honor Roll and Spring All-Academic Team

Year	AVG	GP	GS	AB	R	H	2B	3B	HR	RBI	BB	SO	SB	ATT
2017	.318	17	2	22	3	7	3	1	0	1	1	8	0	0
2018	.278	30	19	79	17	22	2	1	3	13	12	23	4	5
2019	.240	37	27	96	15	23	6	0	1	17	14	27	3	3
2020	.292	15	13	48	12	14	4	0	3	23	5	10	3	3
<b>TOTAL</b>	<b>.269</b>	<b>99</b>	<b>61</b>	<b>245</b>	<b>47</b>	<b>66</b>	<b>15</b>	<b>2</b>	<b>7</b>	<b>54</b>	<b>32</b>	<b>68</b>	<b>10</b>	<b>11</b>

### GAME HIGHS

Hits	3	at USC Upstate (5/8/19)
Runs Scored	3	at UNCG (5/17/19)
RBI	5	vs. Brown (2/22/20)
Home Runs	1	seven times, last vs. La Salle (3/6/20)
Stolen Bases	1	six times, last at USC Upstate (5/8/19)



## JOSH CONGDON

36 / INF / OLYMPIA, WA

- Played in 27 games with 10 starts, primarily as the designated hitter
- Had first career hit against Ohio (2/16/19)
- Transfer from Linn-Benton Community College

Year	AVG	GP	GS	AB	R	H	2B	3B	HR	RBI	BB	SO	SB	ATT
2019	.289	27	10	38	5	11	2	0	0	3	4	8	1	1
2020	.400	4	1	5	1	2	0	0	0	2	1	2	0	0
<b>TOTAL</b>	<b>.302</b>	<b>31</b>	<b>11</b>	<b>43</b>	<b>6</b>	<b>13</b>	<b>2</b>	<b>0</b>	<b>0</b>	<b>5</b>	<b>5</b>	<b>10</b>	<b>1</b>	<b>1</b>

### GAME HIGHS

Hits	3	vs. Gardner-Webb (3/9/19)
Runs Scored	1	vs. Gardner-Webb (3/9/19), vs. Ohio State (3/12/19), vs. Presbyterian (3/4/20)
RBI	2	vs. La Salle (3/7/20)
Home Runs	-	-
Stolen Bases	1	vs. Gardner-Webb (3/9/19)



## COLIN DAVIS

2 / OF / ROSWELL, GA

- 2020 Preseason All-Southern Conference first team
- Named to the 2019 All-SoCon second team
- Led team in 2019 with 14 multiple RBI games and 18 multiple hit games

Year	AVG	GP	GS	AB	R	H	2B	3B	HR	RBI	BB	SO	SB	ATT
2018	.303	53	52	208	44	63	17	4	13	45	19	49	12	14
2019	.302	60	59	225	38	68	15	1	7	41	20	39	11	12
2020	.349	16	16	63	20	22	4	0	4	14	2	10	5	5
<b>TOTAL</b>	<b>.338</b>	<b>129</b>	<b>127</b>	<b>496</b>	<b>102</b>	<b>153</b>	<b>36</b>	<b>5</b>	<b>24</b>	<b>100</b>	<b>41</b>	<b>98</b>	<b>28</b>	<b>31</b>

### GAME HIGHS

Hits	4	vs. Marist (3/10/18), at The Citadel (5/3/19)
Runs Scored	3	at Gardner-Webb (3/21/18), at Mercer (3/23/18), vs. Brown (2/22/20)
RBI	7	vs. Marist (3/10/18)
Home Runs	1	23 times, last vs. La Salle (3/7/20)
Stolen Bases	2	vs. Western Carolina (3/29/18), vs. La Salle (3/7/20)



## JOHN DEMPSEY

9 / INF / POTOMAC, MD

- 2020 Preseason All-Southern Conference second team
- Earned Freshman All-America honors in 2019
- Led team in 2019 with 119 total bases to earn second team All-SoCon honors

Year	AVG	GP	GS	AB	R	H	2B	3B	HR	RBI	BB	SO	SB	ATT
2019	.324	61	60	222	47	72	22	2	7	41	22	40	3	5
2020	.313	15	14	48	13	15	2	1	3	14	7	3	1	1
<b>TOTAL</b>	<b>.322</b>	<b>76</b>	<b>74</b>	<b>270</b>	<b>60</b>	<b>87</b>	<b>24</b>	<b>3</b>	<b>10</b>	<b>55</b>	<b>29</b>	<b>43</b>	<b>4</b>	<b>6</b>

### GAME HIGHS

Hits	4	at The Citadel (5/3/19)
Runs Scored	4	vs. VMI (4/12/19), at UNCG (5/17/19)
RBI	4	at Florida A&M (3/23/19), vs. Binghamton (2/14/20)
Home Runs	1	ten times, last vs. Merrimack (2/29/20)
Stolen Bases	1	four times, last vs. Presbyterian (3/4/20)



**BRENNEN DORIGHI**  
**6 / OF / CHERRY HILLS VILLAGE, CO**

- First career hit was a double against VMI (4/12/20)
- Hit a grand slam against Presbyterian (3/4/20)
- Named to the Southern Conference Academic Honor Roll

Year	AVG	GP	GS	AB	R	H	2B	3B	HR	RBI	BB	SO	SB	ATT
2019	.111	9	0	9	1	1	1	0	0	1	5	0	0	
2020	.333	5	0	6	2	2	0	0	1	6	0	2	0	
<b>TOTAL</b>	<b>.200</b>	<b>14</b>	<b>0</b>	<b>15</b>	<b>3</b>	<b>3</b>	<b>1</b>	<b>0</b>	<b>1</b>	<b>6</b>	<b>1</b>	<b>7</b>	<b>0</b>	<b>0</b>

**GAME HIGHS**

Hits	2	vs. Presbyterian (3/4/20)
Runs Scored	2	vs. Presbyterian (3/4/20)
RBI	6	vs. Presbyterian (3/4/20)
Home Runs	1	vs. Presbyterian (3/4/20)
Stolen Bases	-	-



**RYAN GALANIE**  
**14 / INF-OF / MASON, OH**

- As a senior batted .388 to earn first team All-Ohio and second team All-America honors
- Also lettered three seasons on the soccer team as the goalie

Year	AVG	GP	GS	AB	R	H	2B	3B	HR	RBI	BB	SO	SB	ATT
2020	.333	6	0	6	0	2	2	0	0	3	1	2	0	0
<b>TOTAL</b>	<b>.333</b>	<b>6</b>	<b>0</b>	<b>6</b>	<b>0</b>	<b>2</b>	<b>2</b>	<b>0</b>	<b>0</b>	<b>3</b>	<b>1</b>	<b>2</b>	<b>0</b>	<b>0</b>

**GAME HIGHS**

Hits	1	vs. Brown (2/22/20), vs. La Salle (3/7/20)
Runs Scored	-	-
RBI	2	vs. Brown (2/22/20)
Home Runs	-	-
Stolen Bases	-	-



**CAMERON GILL**  
**21 / C / ALPHARETTA, GA**

- As a senior batted .321 to earn All-Region honors
- Also earned All-Region honors in football

Year	AVG	GP	GS	AB	R	H	2B	3B	HR	RBI	BB	SO	SB	ATT
2020	.182	6	2	11	2	2	0	0	0	1	1	5	0	0
<b>TOTAL</b>	<b>.182</b>	<b>6</b>	<b>2</b>	<b>11</b>	<b>2</b>	<b>2</b>	<b>0</b>	<b>0</b>	<b>0</b>	<b>1</b>	<b>1</b>	<b>5</b>	<b>0</b>	<b>0</b>

**GAME HIGHS**

Hits	1	vs. Monmouth (2/23/20), vs. Presbyterian (3/4/20)
Runs Scored	1	vs. Presbyterian (3/4/20)
RBI	1	vs. Presbyterian (3/4/20)
Home Runs	-	-
Stolen Bases	-	-



**NOLEN HESTER**  
**30 / OF / ROCKWALL, TX**

- Played in 37 games as a freshman with 11 starts
- First career hit was a double against Radford (2/24/20)
- Named to the Southern Conference Academic Honor Roll

Year	AVG	GP	GS	AB	R	H	2B	3B	HR	RBI	BB	SO	SB	ATT
2019	.290	37	11	62	14	18	7	2	0	16	17	12	6	7
2020	.200	10	3	15	4	3	1	0	0	5	3	1	1	
<b>TOTAL</b>	<b>.273</b>	<b>47</b>	<b>14</b>	<b>77</b>	<b>18</b>	<b>21</b>	<b>8</b>	<b>2</b>	<b>0</b>	<b>16</b>	<b>22</b>	<b>15</b>	<b>7</b>	<b>8</b>

**GAME HIGHS**

Hits	3	at Presbyterian (3/6/19), at UNCG (5/18/19)
Runs Scored	3	vs. UMES (3/19/19)
RBI	3	vs. Harvard (3/2/19)
Home Runs	-	-
Stolen Bases	2	at Presbyterian (3/6/19), vs. UMES (3/19/19)



**LAWSON HILL**  
**10 / C/INF / CANTON, GA.**

- Started all 61 games in 2019 with 30 at catcher and 31 as the designated hitter
- Led team in batting average at .359
- Among SoCon leaders was first in hits, fifth in RBIs and second in batting average

Year	AVG	GP	GS	AB	R	H	2B	3B	HR	RBI	BB	SO	SB	ATT
2018	.277	47	40	155	26	43	8	0	0	18	13	20	12	15
2019	.359	61	61	231	48	83	8	2	0	46	26	20	9	12
2020	.488	11	11	41	14	20	3	1	0	12	6	2	1	1
<b>TOTAL</b>	<b>.342</b>	<b>119</b>	<b>112</b>	<b>427</b>	<b>88</b>	<b>146</b>	<b>19</b>	<b>3</b>	<b>0</b>	<b>76</b>	<b>45</b>	<b>42</b>	<b>22</b>	<b>28</b>

**GAME HIGHS**

Hits	4	vs. Charleston Southern (2/27/19), vs. Lafayette (3/15/19)
Runs Scored	4	at Florida A&M (3/23/19)
RBI	4	at The Citadel (5/3/19)
Home Runs	-	-
Stolen Bases	2	vs. Florida A&M (3/23/19)



**SHANE LUSSIER**  
**11 / INF / ATLANTA, GA**

- As a senior batted .364 to earn first team All-Region honors
- Added All-Region honors as a junior by batting .348

Year	AVG	GP	GS	AB	R	H	2B	3B	HR	RBI	BB	SO	SB	ATT
2020	.344	15	9	32	6	11	2	1	0	4	6	7	4	5
<b>TOTAL</b>	<b>.344</b>	<b>15</b>	<b>9</b>	<b>32</b>	<b>6</b>	<b>11</b>	<b>2</b>	<b>1</b>	<b>0</b>	<b>4</b>	<b>6</b>	<b>7</b>	<b>4</b>	<b>5</b>

**GAME HIGHS**

Hits	4	vs. Binghamton (2/14/20)
Runs Scored	2	vs. Binghamton (2/14/20)
RBI	2	vs. Binghamton (2/14/20)
Home Runs	-	-
Stolen Bases	1	vs. Binghamton (2/14/20), vs. La Salle (3/7/20)



**ANDREW ORZEL**  
**28 / INF / NEWARK, DEL**

- Started all 61 games at first base in 2019
- First home run was against Furman (3/25/17)
- Among SoCon leaders in 2019 was first in runs scored and third in stolen bases

Year	AVG	GP	GS	AB	R	H	2B	3B	HR	RBI	BB	SO	SB	ATT
2017	.265	40	27	98	14	26	4	0	1	22	7	14	10	11
2018	.270	59	56	215	38	58	16	2	3	35	14	37	9	13
2019	.267	61	61	236	62	63	18	0	3	36	29	34	19	20
2020	.327	16	16	52	7	17	3	0	0	6	7	2	4	4
<b>TOTAL</b>	<b>.273</b>	<b>176</b>	<b>160</b>	<b>601</b>	<b>121</b>	<b>164</b>	<b>41</b>	<b>2</b>	<b>7</b>	<b>99</b>	<b>57</b>	<b>87</b>	<b>42</b>	<b>48</b>

**GAME HIGHS**

Hits	4	at Mercer (3/25/18), at The Citadel (5/3/19), vs. Mercer (5/26/19)
Runs Scored	4	vs. Lafayette (3/16/19)
RBI	4	at Mercer (3/25/18), at UNC Asheville (4/23/19)
Home Runs	1	six times, last at UNC Asheville (4/23/19)
Stolen Bases	3	vs. Lafayette (3/16/19)



**BRETT RODRIGUEZ**  
**5 / INF / QUEENSBURY, NY**

- Started all 61 games in 2019 with 30 starts at SS, 30 at 2B and 1 at 3B
- Named All-Southern Conference first team by the media and coaches
- Named to the 2017 Southern Conference All-Freshman Team

Year	AVG	GP	GS	AB	R	H	2B	3B	HR	RBI	BB	SO	SB	ATT
2017	.293	47	27	99	22	29	3	3	1	17	22	26	12	12
2018	.274	59	59	219	49	60	7	2	2	29	48	50	30	36
2019	.324	61	61	241	56	78	14	3	5	43	40	47	33	39
2020	.271	16	16	59	13	16	3	0	0	4	12	12	10	10
<b>TOTAL</b>	<b>.296</b>	<b>183</b>	<b>163</b>	<b>618</b>	<b>140</b>	<b>183</b>	<b>27</b>	<b>8</b>	<b>8</b>	<b>93</b>	<b>122</b>	<b>135</b>	<b>85</b>	<b>97</b>

**GAME HIGHS**

Hits	4	vs. UNC Asheville (2/26/19)
Runs Scored	5	at Western Carolina (4/5/19)
RBI	4	vs. Xavier (2/23/18)
Home Runs	2	vs. Furman (5/12/19)
Stolen Bases	4	at UNCW (4/6/18)



## MICHAEL WYNNE

4 / OF / MARIETTA, GA

- Saw action in 15 games last season, primarily as a pinch runner
- Scored four runs in 2019, including one in the SoCon Tournament
- Named to the Southern Conference Academic Honor Roll

Year	AVG	GP	GS	AB	R	H	2B	3B	HR	RBI	BB	SO	SB	ATT
2018	.000	7	0	1	2	0	0	0	0	0	0	0	0	0
2019	.000	15	0	3	4	0	0	0	0	1	0	2	0	0
2020	.000	3	0	0	1	0	0	0	0	0	0	0	0	0
<b>TOTAL</b>	<b>.000</b>	<b>25</b>	<b>0</b>	<b>4</b>	<b>7</b>	<b>0</b>	<b>0</b>	<b>0</b>	<b>0</b>	<b>1</b>	<b>0</b>	<b>2</b>	<b>0</b>	<b>0</b>

### GAME HIGHS

Hits	-	-
Runs Scored	1	seven times, last vs. Presbyterian (3/4/20)
RBI	1	vs. UNC Asheville (2/26/19)
Home Runs	-	-
Stolen Bases	-	-



## TREY YUNGER

7 / INF / ATLANTA, GA

- As a senior at IMG Academy batted .352
- Team was 26-1 overall and named national champions by USA Today

Year	AVG	GP	GS	AB	R	H	2B	3B	HR	RBI	BB	SO	SB	ATT
2020	.286	9	1	7	3	2	0	0	0	1	2	2	2	2
<b>TOTAL</b>	<b>.286</b>	<b>9</b>	<b>1</b>	<b>7</b>	<b>3</b>	<b>2</b>	<b>0</b>	<b>0</b>	<b>0</b>	<b>1</b>	<b>2</b>	<b>2</b>	<b>2</b>	<b>2</b>

### GAME HIGHS

Hits	1	at USC Upstate (2/25/20), vs. Presbyterian (3/4/20)
Runs Scored	2	vs. Presbyterian (3/4/20)
RBI	1	vs. La Salle (3/7/20)
Home Runs	-	-
Stolen Bases	1	vs. Brown (2/22/20), at USC Upstate (2/25/20)

## TERRIERS RECORD WHEN ...

Total	13-3
Conference	0-0
Non-Conf.	13-3
Home	13-2
Away	0-1
Neutral	0-0
Day	8-2
Night	5-1
vs Left	4-0
vs Right	9-3
1-Run games	3-1
2-Run games	1-0
5+Run games	7-2
Extra inns	0-0
Shutouts	1-0
Scoring 0-2 runs	0-1
Scoring 3-5 runs	4-1
Scoring 6-9 runs	4-1
Scoring 10+ runs	5-0
Opponent 0-2 runs	8-0
Opponent 3-5 runs	4-1
Opponent 6-9 runs	1-0
Opponent 10+ runs	0-2
Scored in 1st inning	5-1
Scores first	6-1
Opp. scores first	7-2
After 6 leading	10-0
After 6 trailing	1-3
After 6 tied	2-0
After 7 leading	11-0
After 7 trailing	0-2
After 7 tied	2-0
After 8 leading	10-0
After 8 trailing	0-2
After 8 tied	3-0
Hit 0 home runs	6-1
Hit 1 home run	4-2
Hit 2+ home runs	3-0
Opponent 0 home runs	9-3
Opponent 1 home run	3-0
Opponent 2+ HRs	1-0
Made 0 errors	3-2
Made 1 error	4-0
Made 2+ errors	6-1
Opp. made 0 errors	1-0
Opp. made 1 error	4-3
Opp. made 2+ errors	8-0
Out-hit opponent	9-0
Out-hit by opponent	2-3
Hits are tied	2-0
Current winning streak	6
Longest winning streak	6
Longest losing streak	2





## Wofford Baseball Overall Statistics for Wofford (as of Mar 08, 2020) (All games Sorted by Batting avg)



Record: 13-3 Home: 13-2 Away: 0-1 SoCon: 0-0

Player	avg	gp-gs	ab	r	h	2b	3b	hr	rbi	tb	slg%	bb	hp	so	gdp	ob%	sf	sh	sb-att	po	a	e	fld%	
10 Lawson Hill	.488	11-11	41	14	20	3	1	0	12	25	.610	6	0	2	1	.553	0	0	1-1	24	3	1	.964	
33 Hudson Byorick	.357	16-16	56	16	20	7	0	1	8	30	.536	10	5	13	0	.479	2	1	3-4	23	0	1	.958	
2 Colin Davis	.349	16-16	63	20	22	4	0	4	14	38	.603	2	1	10	0	.373	1	0	5-5	33	1	0	1.000	
11 Shane Lussier	.344	15-9	32	6	11	2	1	0	4	15	.469	6	1	7	1	.462	0	2	4-5	13	41	3	.947	
28 Andrew Orzel	.327	16-16	52	7	17	3	0	0	6	20	.385	7	1	2	0	.417	0	1	4-4	130	7	2	.986	
9 John Dempsey	.313	15-14	48	13	15	2	1	3	14	28	.583	7	5	3	2	.435	2	1	1-1	25	17	4	.913	
8 Alec Cargin	.292	15-13	48	12	14	4	0	3	23	27	.563	5	0	10	0	.358	0	2	3-3	87	14	0	1.000	
24 Mike Brown	.283	16-16	53	11	15	1	0	1	9	19	.358	11	1	6	1	.409	1	1	9-13	24	0	0	1.000	
5 Brett Rodriguez	.271	16-16	59	13	16	3	0	0	4	19	.322	12	2	12	0	.411	0	0	10-10	10	24	2	.944	
-----																								
36 Josh Congdon	.400	4-1	5	1	2	0	0	0	2	2	.400	1	0	2	0	.500	0	0	0-0	2	1	0	1.000	
14 Ryan Galanie	.333	6-0	6	0	2	2	0	0	3	4	.667	1	0	2	0	.429	0	0	0-0	2	0	0	1.000	
6 Brennen Dorighi	.333	5-0	6	2	2	0	0	1	6	5	.833	0	0	2	0	.333	0	0	0-0	8	2	0	1.000	
7 Trey Yunger	.286	9-1	7	3	2	0	0	0	1	2	.286	2	0	2	0	.400	1	0	2-2	3	8	0	1.000	
1 Matty Brown	.222	10-10	27	4	6	1	1	0	3	9	.333	3	1	9	0	.323	0	3	0-0	9	24	5	.868	
30 Nolen Hester	.200	10-3	15	4	3	1	0	0	0	4	.267	5	1	3	0	.429	0	0	1-1	7	0	0	1.000	
44 Cameron Gill	.182	6-2	11	2	2	0	0	0	1	2	.182	1	0	5	1	.250	0	0	0-0	17	3	1	.952	
15 Harris Beckley	.000	4-0	1	1	0	0	0	0	0	0	.000	1	0	1	0	.500	0	0	0-0	0	0	1	.000	
4 Michael Wynne	.000	3-0	0	1	0	0	0	0	0	0	.000	0	0	0	0	.000	0	0	0-0	0	0	0	.000	
Totals	.319	16	530	130	169	33	4	13	110	249	.470	80	18	91	6	.420	7	11	43-49	423	164	21	.965	
Opponents	.234	16	534	59	125	33	3	6	54	182	.341	46	21	146	10	.316	6	10	7-9	391	151	26	.954	

LOB - Team (125), Opp (135). DPs turned - Team (11), Opp (9). IBB - Team (1), Dempsey 1, Opp (1). Picked off - Matty Brown 2, Mike Brown 1, Byorick 1, Rodriguez 1, Lussier 1.

### (All games Sorted by Earned run avg)

Player	era	w-l	app	gs	cg	sho	sv	ip	h	r	er	bb	so	2b	3b	hr	b/avg	wp	hp	bk	sfa	sha		
21 Hayes Heinecke	1.75	3-1	4	4	1	0/1	0	25.2	22	5	5	3	36	11	0	0	.229	2	1	0	1	2		
31 Dalton Rhadans	1.86	3-0	6	0	0	0/0	0	19.1	19	6	4	2	16	2	0	0	.250	1	6	0	1	4		
22 Jake Hershman	2.28	2-1	6	3	0	0/0	0	23.2	19	6	6	2	30	4	1	0	.216	2	2	0	0	1		
41 Josh Vitus	2.60	1-1	5	4	0	0/0	0	17.1	10	8	5	6	8	4	0	1	.164	2	2	0	2	0		
-----																								
32 Jake Dippold	0.00	0-0	6	0	0	0/1	0	9.1	7	0	0	4	4	0	1	0	.233	0	4	0	0	0		
16 Clay Schwaner	0.00	0-0	1	0	0	0/0	0	1.0	1	0	0	0	2	0	0	0	.250	0	0	0	0	0		
25 Rasesh Pandya	1.69	2-0	5	0	0	0/0	2	10.2	9	4	2	4	13	2	0	0	.205	0	0	0	0	0		
18 O'Kelly McWilliams	1.80	1-0	4	0	0	0/0	0	10.0	6	2	2	4	18	0	0	1	.162	1	0	0	0	0		
26 Cameron Bloodworth	2.25	1-0	1	1	0	0/0	0	4.0	2	1	1	1	2	1	0	0	.167	0	0	0	1	0		
34 Reece Maniscalco	3.86	0-0	1	1	0	0/0	0	2.1	2	1	1	2	7	1	0	0	.222	1	0	0	0	0		
43 Ryan Crehan	4.50	0-0	2	0	0	0/0	0	2.0	1	1	1	0	1	1	0	0	.167	0	2	0	1	0		
23 Matt Ellmyer	6.00	0-0	5	0	0	0/0	0	6.0	5	5	4	8	2	0	0	0	.238	1	1	0	0	2		
20 Ethan Imbimbo	8.31	0-0	4	1	0	0/0	0	4.1	6	4	4	3	4	1	0	2	.316	0	1	0	0	0		
17 Elliot Carney	13.50	0-0	1	1	0	0/0	0	0.2	2	1	1	1	0	1	0	0	.500	1	0	0	0	0		
13 Scottie Wallace	21.60	0-0	3	1	0	0/0	0	3.1	10	10	8	3	2	5	1	0	.526	0	2	0	0	1		
27 David Yourke	33.75	0-0	2	0	0	0/0	0	1.1	4	5	5	3	1	0	0	2	.500	1	0	0	0	0		
Totals	3.13	13-3	16	16	1	1/1	2	141.0	125	59	49	46	146	33	3	6	.234	12	21	0	6	10		
Opponents	7.73	3-13	16	16	0	0/0	2	130.1	169	130	112	80	91	33	4	13	.319	24	18	6	7	11		

PB - Team (3), Gill 2, Hill 1, Opp (3). Pickoffs - Team (7), Hershman 2, Heinecke 1, Dippold 1, Ellmyer 1, Cargin 1, Vitus 1, Opp (6). SBA/ATT - Rhadans (5-5), Gill (5-5), Cargin (2-4), Ellmyer (1-2), Imbimbo (1-1), Pandya (0-1).



**Wofford Baseball**  
**Overall Statistics for Wofford (as of Mar 08, 2020)**  
**(All games Sorted by Fielding pct)**



Player	c	po	a	e	fld%	dp	sba	csb	sba%	pb	ci
8 Alec Cargin	101	87	14	0	1.000	0	2	2	.500	0	0
2 Colin Davis	34	33	1	0	1.000	0	0	0	---	0	0
24 Mike Brown	24	24	0	0	1.000	0	0	0	---	0	0
7 Trey Yunger	11	3	8	0	1.000	2	0	0	---	0	0
6 Brennen Dorighi	10	8	2	0	1.000	2	0	0	---	0	0
30 Nolen Hester	7	7	0	0	1.000	0	0	0	---	0	0
31 Dalton Rhadans	7	1	6	0	1.000	0	5	0	1.000	0	0
36 Josh Congdon	3	2	1	0	1.000	0	0	0	---	0	0
14 Ryan Galanie	2	2	0	0	1.000	1	0	0	---	0	0
32 Jake Dippold	2	0	2	0	1.000	0	0	0	---	0	0
25 Rasesh Pandya	2	1	1	0	1.000	0	0	1	.000	0	0
20 Ethan Imbimbo	2	1	1	0	1.000	0	1	0	1.000	0	0
23 Matt Ellmyer	2	0	2	0	1.000	0	1	1	.500	0	0
21 Hayes Heinecke	2	0	2	0	1.000	0	0	0	---	0	0
22 Jake Hershman	2	0	2	0	1.000	0	0	0	---	0	0
18 O'Kelly McWilliams	1	0	1	0	1.000	0	0	0	---	0	0
16 Clay Schwaner	1	1	0	0	1.000	0	0	0	---	0	0
13 Scottie Wallace	1	1	0	0	1.000	0	0	0	---	0	0
26 Cameron Bloodworth	1	1	0	0	1.000	0	0	0	---	0	0
28 Andrew Orzel	139	130	7	2	.986	8	0	0	---	0	0
10 Lawson Hill	28	24	3	1	.964	0	0	0	---	1	0
33 Hudson Byorick	24	23	0	1	.958	0	0	0	---	0	0
44 Cameron Gill	21	17	3	1	.952	0	5	0	1.000	2	0
11 Shane Lussier	57	13	41	3	.947	9	0	0	---	0	0
5 Brett Rodriguez	36	10	24	2	.944	0	0	0	---	0	0
9 John Dempsey	46	25	17	4	.913	3	0	0	---	0	0
1 Matty Brown	38	9	24	5	.868	6	0	0	---	0	0
41 Josh Vitus	3	0	2	1	.667	0	0	0	---	0	0
15 Harris Beckley	1	0	0	1	.000	0	0	0	---	0	0
4 Michael Wynne	0	0	0	0	.000	0	0	0	---	0	0
43 Ryan Crehan	0	0	0	0	.000	0	0	0	---	0	0
17 Elliot Carney	0	0	0	0	.000	0	0	0	---	0	0
27 David Yourke	0	0	0	0	.000	0	0	0	---	0	0
34 Reece Maniscalco	0	0	0	0	.000	0	0	0	---	0	0
Totals	608	423	164	21	.965	11	7	2	.778	3	0
Opponents	568	391	151	26	.954	9	43	6	.878	3	0

Hitting minimums - 2.0 AB/Game

Pitching minimums - 1 Games 10% of Games 1 IP 1 BF 1.0 IP/Game



**Wofford Baseball**  
**Game Results for Wofford (as of Mar 08, 2020)**  
**(All games)**



Date	Opponent	Score	Inns	Overall	SoCon	Pitcher of record	Attend	Time
Feb 14, 2020	BINGHAMTON	w 15-1	9	1-0-0	0-0-0	Hershman (W 1-0)	271	3:03
Feb 15, 2020	BINGHAMTON	w 9-5	9	2-0-0	0-0-0	Heinecke (W 1-0)	416	3:12
Feb 16, 2020	BINGHAMTON	w 5-4	9	3-0-0	0-0-0	Rhadans (W 1-0)	162	3:19
Feb 19, 2020	UNC ASHEVILLE	w 8-7	9	4-0-0	0-0-0	Pandya (W 1-0)	137	3:26
Feb 21, 2020	MANHATTAN	w 8-2	9	5-0-0	0-0-0	Rhadans (W 2-0)	131	3:16
Feb 22, 2020	BROWN-1	L 2-3	7	5-1-0	0-0-0	Heinecke (L 1-1)	-	2:17
Feb 22, 2020	BROWN-2	w 12-3	9	6-1-0	0-0-0	McWilliams (W 1-0)	346	3:25
Feb 23, 2020	MONMOUTH	w 3-2	9	7-1-0	0-0-0	Pandya (W 2-0)	287	3:01
Feb 25, 2020	at USC Upstate	L 6-11	9	7-2-0	0-0-0	Vitus (L 0-1)	167	3:33
Feb 28, 2020	MERRIMACK	L 3-10	9	7-3-0	0-0-0	Hershman (L 1-1)	106	2:48
Feb 29, 2020	MERRIMACK	w 8-0	9	8-3-0	0-0-0	Heinecke (W 2-1)	279	2:38
Mar 01, 2020	MERRIMACK	w 3-1	9	9-3-0	0-0-0	Rhadans (W 3-0)	212	2:19
Mar 04, 2020	PRESBYTERIAN	w 23-5	9	10-3-0	0-0-0	Hershman (W 2-1)	102	3:33
Mar 06, 2020	LA SALLE	w 4-1	9	11-3-0	0-0-0	Vitus (W 1-1)	119	2:43
Mar 07, 2020	LA SALLE	w 10-2	9	12-3-0	0-0-0	Heinecke (W)	234	2:46
Mar 08, 2020	LA SALLE	w 11-2	9	13-3-0	0-0-0	Bloodworth (W 1-0)	278	2:51

() extra inning game