



2021 AUBURN FOOTBALL

AUBURN ATHLETICS COMMUNICATIONS: 392 SOUTH DONAHUE DRIVE || AUBURN, AL 36830 || AUBURNTIGERS.COM || @AUBURNTIGERS

2021 SCHEDULE/RESULTS

6-3, 3-2 SEC

DATE OPPONENT

Sept. 4	AKRON	ESPN+	W, 60-10
Sept. 11	ALABAMA STATE	SECN	W, 62-0
Sept. 18	at #10 Penn State	ABC	L, 20-28
Sept. 25	GEORGIA STATE	SECN	W, 34-24
Oct. 2	at LSU*	ESPN	W, 24-19
Oct. 9	#2 GEORGIA*	CBS	L, 10-34
Oct. 16	at #17 Arkansas*	CBS	W, 38-23
Oct. 30	#10 OLE MISS*	ESPN	W, 31-20
Nov. 6	at #13 Texas A&M*	CBS	L, 3-20
Nov. 13	MISSISSIPPI STATE*	ESPN	11 am
Nov. 20	at South Carolina*	ESPN	6 pm
Nov. 27	#3 ALABAMA*	TBA	TBA

All times Central - home games in **CAPS** - *SEC game

TV: ESPN

- » **Play-by-Play**.....Bob Wischusen
- » **Analyst**..... Dan Orlovsky
- » **Sideline Reporter**..... Kris Budden
- » **Online:** WatchESPN

RADIO: AUBURN SPORTS NETWORK

- » **Play-by-Play**..... Andy Burcham
- » **Analyst**..... Stan White
- » **Sideline**.....Ronnie Brown
- » **Locker Room**..... Brad Law
- » **Studio Host**..... Paul Ellen
- » **Local**..... WQSI 93.9 FM
- » **Satellite**..... Sirius 138/XM 191
- » **Online:** AuburnTigers.com | TuneIn App

SOCIAL: #WAREAGLE

- » Official Twitter..... @AuburnFootball

AUBURN ATHLETICS COMMUNICATIONS

KIRK SAMPSON Associate AD
 kirk@auburn.edu
SHELLY POE Assistant AD/Primary Contact
 slp0019@auburn.edu
KENDRA WILLARD Assistant Director
 kal0014@auburn.edu
WES TODD Assistant Director
 wlt0006@auburn.edu
TODD VAN EMST Photographer
 vanemtj@auburn.edu

Web.....AuburnTigers.com
 Twitter..... @Auburn Football
 Office Phone..... (334) 844-9800



MISSISSIPPI STATE

Nov. 13, 2021 • 11:00 a.m. CT • ESPN
Auburn, Ala. • Jordan-Hare Stadium



VS.



SiteJordan-Hare Stadium (87,451)
 TV ESPN
 Radio Auburn Sports Network
 Live Stats..... AuburnTigers.com
 Twitter..... @AuburnFootball
 Series Record..... Auburn leads 65-27-2
 At Auburn Auburn leads 30-7
 Last Result Auburn 24, Miss St 10 (2020)

AUBURN	Rankings..... 16 AP/20 USA Today
	2021 Record 6-3, 3-2 (SEC)
MSU	Head Coach..... Bryan Harsin
	Record at AU (Yrs.) 6-3 (1st)
AUBURN	Rankings..... RV AP/NR USA Today
	2021 Record 5-4, 3-3 (SEC)
MSU	Head Coach..... Mike Leach
	Record at MSU (Yrs.) 9-10 (2nd)

FOOTBALL CELEBRATES MILITARY APPRECIATION DAY

» No. 16 Auburn (6-3, 3-2) hosts SEC West opponent Mississippi State (5-4, 3-3) on Saturday, November 13, at Jordan-Hare Stadium in Auburn. ESPN will televise the 11:00 a.m. CT matchup. Auburn hosts its annual Military Appreciation Day. Bald eagle Spirit will be making her final stadium flight; this will be her 47th flight since her first flight before the 2002 Syracuse game.

THE HARSIN DEBUT










» Head coach Bryan Harsin began his tenure on the Plains with a 60-10 victory over Akron. Harsin now holds an 82-27 career record (69-19 in seven seasons at Boise State; 7-5 in one season at Arkansas State). Auburn's 60 points were the most by an Auburn coach in his first game; the previous best was 37 points in Gene Chizik's opener vs. Louisiana Tech in 2009. Auburn's 142 points in the first three contests set a new program record for the most points in a head coach's first three games.

SERIES HISTORY

» The Tigers hold a 65-27-2 (.702) record all-time against Mississippi State and have won eight of the last 12 matchups against the Bulldogs. Auburn was a 56-23 winner in Auburn in 2019 and a 24-10 victor in Starkville last season; the home team has won seven of the last 10 games. Auburn has a 30-7 advantage in all games played at Auburn, a 14-7-1 lead in all games played at Starkville, and a 21-13-1 advantage in games played at neutral sites. Those include Birmingham, Ala. (AU leads 14-11-1); Columbus, Miss. (AU leads 1-0); Jackson, Miss. (AU leads 5-2); and Montgomery, Ala. (AU leads 1-0).

KICKOFF COVERAGE

- » Auburn leads the SEC and is 12th nationally in team TFL at 7.44 per game (67 total TFL for the season)
- » The Tigers are seventh nationally in 4th-down defense percentage (.278)
- » John Samuel Shenker's 102-yard receiving total at LSU was the first 100-yard game by an Auburn TE since 1994 (Andy Fuller vs. Florida)
- » With 14 tackles and a career-best two sacks vs. Ole Miss, Zakoby McClain was the SEC, Lott IMPACT and Reese's Senior Bowl defensive player of the week. He's the first Tiger to record at least 14 tackles in consecutive games (also 15 at Arkansas) since Rudy Ford in 2016
- » Auburn leads the SEC in net punting (44.09) and ranks fifth nationally in that statistics. Oscar Chapman leads the league with a 46.0 punting average, 16th best nationally
- » Defensive end Colby Wooden earned SEC defensive lineman of the week honors for the second straight game with five stops against Ole Miss
- » Auburn's wins over Arkansas and Ole Miss were the Tigers' first wins over ranked teams in consecutive games since the 2013 season
- » Nehemiah Pritchett is sixth in the SEC in combined kick return yards. His 165 KOR yards vs. Georgia State were the seventh-most in a game in Auburn history
- » Auburn's 282 points are the 21st-most scored through the first nine games of a season in program history
- » Auburn is 24th nationally having allowed only 12 sacks this season, including four games not allowing a sack
- » Cornerback Roger McCreary is one of 18 semifinalists for the Chuck Bednarik Award

	vs. Akron Sept. 4 Auburn, Ala. W, 60-10 ESPN+/SECN+	Bryan Harsin Auburn debut ... 613 yards total offense ... Bo Nix 20-22, 275 yds, 3 TD ... Tank Bigsby 119 rush yds, 2 TD ... Jarquez Hunter 110 rush yds, 1 TD ... Shaun Shivers rush & rec TD ... Shedrick Jackson & John Samuel Shenker 5 catches each ... Zakoby McClain & T.D. Moultry leading tacklers (7) ... Moultry 3.0 TFL
	vs. Alabama State Sept. 11 Auburn, Ala. W, 62-0 SECN	Shutout as the defense holds ASU to 176 total, 46 rush yards ... Roger McCreary 35-yd INT TD ... Nehemiah Pritchett 80-yd blocked punt ret TD ... Demetris Robertson 2 TD catches (6, 28), 1 TD run (36) ... Jarquez Hunter 147 rush yds, 94-yd TD (longest rush in AU history) ... Zakoby McClain leading tackler (10)
	at #10 Penn State Sept. 18 State College, Pa. L, 20-28 ABC	Tank Bigsby 102 rush yards, 2 TD (4, 6 yds) ... Bo Nix 21-37 passing for 185 yds ... John Samuel Shenker 5 receptions, 62 yds ... Demetris Robertson 5 receptions, 23 yds ... Chandler Wooten leading tackler (10) ... Roger McCreary INT ... Anders Carlson FG of 45, 43 yds ... largest crowd ever to watch Auburn play (109,958)
	vs. Georgia State Sept. 25 Auburn, Ala. W, 34-24 SECN	First-ever gridiron meeting with Georgia State ... T.J. Finley 10-yard 4th-down TD pass to Shedrick Jackson with 0:45 remaining to take the lead ... Smoke Monday 36-yard INT return for TD with 0:31 left to seal the win ... Anders Carlson (4-5 FG, 2-2 PAT) 14 pts scored ... Chandler Wooten (12), T.D. Moultry (9) leading tacklers
	at LSU Oct. 2 Baton Rouge, La. W, 24-19 ESPN	First win in Baton Rouge since 1999 ... Auburn down 13-0 in 2nd quarter before rallying ... gamewinning 92 yards in 11 plays, capped by 1-yd Jarquez Hunter TD run w 3:11 remaining ... Bo Nix 23-44, 255 yds with TD pass to Tyler Fromm and TD run ... John Samuel Shenker 5 rec, 102 yds ... Zakoby McClain top tackler (12)
	vs. #2 Georgia Oct. 9 Auburn, Ala. L, 10-34 CBS	126th playing of Deep South's Oldest Rivalry ... first capacity crowd at Jordan-Hare Stadium since covid began ... Tank Bigsby scored first rush TD against the Bulldogs this season ... Bo Nix 21-38 for 217 yds ... Kobe Hudson (5), Demetris Robertson (4) top receivers ... Zion Puckett (10), Bydarrius Knighten (9) top tacklers
	at #17 Arkansas Oct. 16 Fayetteville, Ark. W, 38-23 CBS	Tigers win 6 straight over Razorbacks ... Marcus Harris TD recovery of Derick Hall forced fumble ... Bo Nix 21-26 passing, 292 yds, 2 pass TD, 1 rush TD ... Tank Bigsby rush TD ... Demetris Robertson (71 yd), Ja'Varris Johnson (39 yd) TD catch ... Zakoby McClain (15), Chandler Wooten (9) top tacklers ... Colby Wooden 2 sacks
	vs. #10 Ole Miss Oct. 30 Auburn, Ala. W, 31-20 ESPN	After the bye week ... defense makes 3 redzone 4th-down stops ... Zakoby McClain 14 tackles, 2 sacks ... Zion Puckett, Smoke Monday 9 tackles each ... Jaylin Simpson INT ... Tank Bigsby 140 yds rush, 1 TD ... Bo Nix 2 rush TD; 22-30 passing, 276 yds ... Jarquez Hunter TD catch ... Kobe Hudson 6 catches, 79 yds
	at #13 Texas A&M Nov. 6 Georgetown, Texas L, 3-20 CBS	Tigers' first-ever loss at Kyle Field ... only touchdown scored in game was an Aggie fumble return ... leading tacklers Smoke Monday (9), Ladarius Tennison (8), Donovan Kaufman (5, 1 FF) ... Anders Carlson 1-2 FG ... Bo Nix 20-41, 153 yds, 1 INT ... Tank Bigsby 69 rush yds ... Shaun Shivers 6 catches, 40 rec yards
	vs. Mississippi St. Nov. 13 Auburn, Ala. 11 a.m. ESPN	Military Appreciation Day ... Spirit's final pregame flight ...
	at South Carolina Nov. 20 Columbia, S.C. 6 p.m. ESPN	Tigers trek to Columbia for second straight year ... first pair of true road games at SEC opponent in consecutive years since 1958-59 (Georgia Tech)
	vs. #3 Alabama Nov. 27 Auburn, Ala. Time TBA TV TBA	86th Iron Bowl ... Senior Day ... 2010 National Champions recognition...



STUDENT-ATHLETE EXPERIENCE: ACADEMICS

THE GRADUATES

» On the 2021 Auburn roster, 22 players have already received bachelor's degrees, most of any SEC program: Malcolm Askew; Nick Brahms; Anders Carlson; Brandon Council (Akron); Tony Fair (UAB); Devin Guice; Brodarius Hamm; Shedrick Jackson; Bydarrius Knighten (SE Missouri St); Eku Leota (Northwestern); Barton Lester; Grant Loy (Bowling Green); Tashawn Manning; Zakoby McClain; Roger McCreary; Dreshun Miller (West Virginia); Smoke Monday; Caylin Newton (Howard); Demetris Robertson (Georgia); John Samuel Shenker; Austin Troxell; Chandler Wooten

COSIDA ACADEMIC ALL-AMERICA

» Kicker Anders Carlson earned CoSIDA first team Academic All-America honors for 2020, the 15th player so honored in Auburn history. Carlson graduated in December with a 3.92 GPA in professional flight management and is currently pursuing an MBA at Auburn. Carlson was a second-team All-American and a Lou Groza Award semifinalist in 2020.

SEC HONOR ROLLS

» There were 35 Auburn representatives on the SEC Academic Honor Roll for the 2020 season, including current team members Tank Bigsby, Nick Brahms, Anders Carlson, Luke Deal, Tyler Fromm, Shedrick Jackson, Jacob Jasinski, Tate Johnson, Trey Lindsey, Russ Logan, Tashawn Manning, Zakoby McClain, Roger McCreary, Jackson McFadden, Tommy Nesmith, Bo Nix, Ben Patton, Zion Puckett, Jacob Quattlebaum, Malcolm Russell, John Samuel Shenker, Zykeivous Walker, Brooks Walton and Kilian Zierer.

Team members had a 3.0 GPA for the previous school year or a cumulative 3.0 GPA or higher. These student-athlete leaders are also recognized as Academic Top Tigers.

» Auburn football had 17 representatives on the SEC First-Year Academic Honor Roll, recognizing freshmen and transfer student-athletes with a cumulative 3.0 GPA or higher. Current team members honored included John Reese Bellew, Jackson Billings, Elijah Canion, Oscar Chapman, Trey Elston, Brandon Frazier, Reed Hughes, Jake Levant, Evan McGuire, Marshall Meyers, Sawyer Pate, J.J. Pegues, Jay Sharp, Wesley Steiner and Jeremiah Wright.

AD HONOR ROLL

» Student-athletes earn a spot on the AD Honor Roll with a combined 3.50 GPA or higher for the school year. Football had 16 players honored in 2020-21, including current team members Nick Brahms, Anders Carlson, Luke Deal, Tyler Fromm, Trey Lindsey, Russ Logan, Jackson McFadden, Tommy Nesmith, Bo Nix, Ben Patton, David Shannon and Brooks Walton.

IN NOVEMBER

» Auburn is 244-187-20 (.563) all-time in November. Auburn's November home record is 105-38-5 (.725). Away from Auburn, the Tigers are 139-148-15 (.486).

Auburn is 8-7 in games on November 13 all-time, 7-4 against SEC teams, 4-4 against ranked teams and 2-2 in Auburn on that date.

TOTAL OFFENSE

» Auburn's 282 points are the 21st-most scored through the first nine games of a season in AU history; the most was 360 points in 2010.

It took Auburn only eight games to surpass its total of 276 points from 2020.

This is the third season Auburn scored at least 60 points in each of its first two games, along with 1932 and 1922.

» Auburn overcame double-digit deficits to win consecutive games for the first time since 2010. The Tigers trailed Georgia State 24-12 before scoring the game's last 22 points in a 34-24 victory, highlighted by a 13-play, 98-yard drive in the fourth quarter.

At LSU, Auburn was down 13-0 in the second quarter before rallying for a 24-19 victory, the Tigers' first win in Baton Rouge since 1999.

That was the Tigers' largest come-from-behind win on the road since the 2010 Iron Bowl. The game-winning drive totaled 92 yards in 11 plays, capped by a 1-yard Jarquez Hunter TD run with 3:11 remaining.

» Auburn's 1,151 yards of total offense through the first two games to start the season were the most in recorded history, surpassing the 2009 season (1,145).

» Since 2001, Auburn is 161-31 (.839) when scoring 20 or more points in a game. Dating back to 1993, Auburn is 217-39-1 (.847) when scoring 20 or more points. All-time, Auburn is 557-59-9 (.898) when scoring 20 points.

All-time, Auburn is 350-9 (.977) when scoring 30 points, 176-3 (.983) when scoring 40 points, 83-0 when scoring 50 points and 29-0 when scoring 60 points.

» Auburn has scored in 113 consecutive games, the second-longest streak in school history. Auburn was last shut out by No. 2 Alabama 49-0 in Tuscaloosa in 2012.

Games	Dates
149	10/4/1980-11/14/1992
113	8/31/2013-Current

» Auburn piled up 613 total yards against Akron, 20th most in program history and the most since the Tigers gained 633 yards vs. Kent State in 2019. Those were the second most yards in an opener in program history. The most came against SW Louisiana in 1985 (695 yards).

» The duo of Jarquez Hunter and Tank Bigsby is averaging 142.1 rushing yards per game this season (1,279 total yards) and has totaled nine TD on the ground.

As a duo, Bogsby and Hunter rank second in the SEC, joining Texas A&M's Isaiah Spiller and Devon Achane as the only sets of teammates to both be ranked among the top 10 rushers in the league. Hunter ranks seventh among all FBS players and third among freshman averaging 7.45 yards per carry, which would rank sixth on Auburn's single-season yards per carry list.

Bigsby has four 100-yard games this season, while Hunter has two.

» Sophomore Tank Bigsby rushed for 100 yards+ in the first three games this season; that gave him four consecutive 100-yard rushing games back through last season, the first Auburn RB to do so since Kerryon Johnson in 2017.

The 48th player in Auburn history to rush for more than 1,000 career yards, he now ranks 28th with 1,569 career yards and 12 career scores.

AUBURN BY THE NUMBERS

Category	2021
Record	6-3
SEC	3-2
West	3-1
East	0-1
Non-Conf	3-1
Home	4-1
Away	2-2
Neutral	0-0
Day	4-2
Night	3-1
TV Games/ABC	0-1
CBS	1-2
ESPN	2-0
ESPN2	0-0
ESPNU	0-0
ESPN+	1-0
SEC Network	2-0

Scoring first	4-2
Opp scoring first	2-1
Leading at half	4-0
Trailing at half	2-2
Tied at half	0-1
Leading after 3Q	4-0
Trailing after 3Q	2-3
Tied after 3Q	0-0
Overtime Games	0-0

Scoring <20 pts	0-2
Scoring 20+ pts	6-1
Scoring 30+ pts	5-0
Scoring 40+ pts	2-0
Allowing <20 pts	3-0
Allowing 20+ pts	3-3
Allowing 30+ pts	0-1

Rushing for <100 yds	0-2
Rushing for 100+ yds	6-1
Rushing for 200+ yds	3-0
Rushing for 300+ yds	2-0
Passing for 200+ yds	5-1
Passing for 300+ yds	0-0

Totaling <300 yds	0-1
Totaling 300+ yds	6-2
Totaling 400+ yds	6-0
Totaling 500+ yds	2-0
Allowing <100 yds	0-0
Allowing <300 yds	2-0
Allowing 300+ yds	4-3

Having 100-yd rusher	3-1
Having 2 100-yd rushers	2-0
Having 100-yd receiver	1-0
Opp 100-yd rusher	1-1
Opp 100-yd receiver	3-1

No turnovers	2-0
<3 turnovers	6-3
3+ turnovers	0-0
No takeaways	1-1
<3 takeaways	6-3
3+ takeaways	0-0
Win turnover battle	2-0
Lose turnover battle	1-2
Turnovers even	3-1
30:00+ possession	3-1
<30:00 possession	3-2

STUDENT-ATHLETE EXPERIENCE: FACILITIES

» An important upgrade in the recent Jordan-Hare Stadium renovation provides a new expanded home locker room for Auburn football student-athletes, more than doubling the previous space, accented with state of the art lighting, speakers and sound system in a customized orange and blue decor in the south end zone.



QUICK FACTS

GENERAL INFORMATION

Location.....Auburn, Ala.
 Founded..... 1856
 Joined SEC.....1932 (Original member)
 Enrollment..... 30,737
 Nickname Tigers
 Colors.....Burnt Orange and Navy Blue
 Facility (Capacity)Jordan-Hare Stadium (87,451)
 Jordan-Hare Stadium Record..... 338-866-7
 Playing Surface..... Natural Grass
 President Dr. Jay Gogue
 Director of AthleticsAllen Greene
 Faculty Representative Dr. Beverly Marshall

FOOTBALL HISTORY

First Year of Football..... 1892
 All-Time Record (Years)..... 788-453-47 (129th)
 All-Time SEC Record (Years) 333-259-18 (87th)
 Number of SEC Championships (Last) 8 (2013)
 All-Time Bowl Record24-19-2
 Number of National Championships... 2 (1957, 2010)
 Heisman Trophy winners 3
 First-Team All-Americans80
 National Coach of the Year winners 3
 First-Team All-SEC Selections 263

COACHING STAFF

Head Coach..... Bryan Harsin
 Alma Mater, Year..... Boise State, 2000
 Year as Head Coach at Auburn 1st
 Career Record 82-27 (9 seasons)
 Asst Head Coach/ILB..... Jeff Schmedding
 Offensive Coordinator/QB..... Mike Bobo
 Defensive Coordinator/DB..... Derek Mason
 Defensive Line..... Nick Eason
 Wide Receivers..... Eric Kiesau
 Running Backs..... Carnell Williams
 Offensive Line Will Friend
 Special Teams Coordinator/OLB Bert Watts
 Cornerbacks..... Zac Etheridge
 Tight Ends Brad Bedell

2020 INFORMATION

2020 Record 6-5
 2020 SEC Record 6-4
 SEC Finish.....3rd, Western Division
 Lettermen Returning/Lost..... 58/33
 Starters Returning..... 12 (4 off, 6 def, 2 spec)
 Starters Lost.....13 (7 off, 6 def, 1 spec)

2022 SCHEDULE

Sept. 3.....MERCER
 Sept. 10.....SAN JOSE' STATE
 Sept. 17PENN STATE
 Sept. 24MISSOURI
 Oct. 1LSU
 Oct. 8at Georgia
 Oct. 15at Ole Miss
 Oct. 22.....open date
 Oct. 29.....ARKANSAS
 Nov. 5.....at Mississippi State
 Nov. 12.....TEXAS A&M
 Nov. 19WESTERN KENTUCKY
 Nov. 26.....at Alabama

Against Alabama State, he rushed for 122 yards on 11 carries; his 51-yard run in the third quarter was a career long.

Against Akron, Bigsby led Auburn with 119 rushing yards and two scores in its season-opening win. He added 102 yards and two scores at Penn State and 140 yards rushing with a TD vs. Ole Miss.

» In 2020, Bigsby, the SEC Freshman of the Year, was eighth in the SEC in all-purpose average (122.4/gm, third among FBS freshmen) and his 834 rushing yards ranked second among all FBS freshmen.

Bigsby was the first Auburn player to average 6.0 yards per carry since James Bostic in 1993. He ranks seventh in the SEC this season at 5.23 yards per carry.

» True freshman Jarquez Hunter already ranks 10th among Auburn freshman rushers for a season with 544 yards through nine games.

Hunter rushed for 147 yards on just eight carries against Alabama State, the highlight being a 94-yard touchdown run, the longest run in Auburn history; the previous long was 92 yards by Ralph O'Gwynn vs. Loyola in 1936. That recordsetting run is tied for fifth longest in the nation this season.

Hunter was SEC freshman of the week for his 65 yards rushing with the gamewinning touchdown against LSU.

» Against Akron, Hunter rushed for 110 yards and a nine-yard touchdown. He was the first Auburn freshman to rush for 100 yards in a season opener since Onterio McCalebb (148 yds vs. Louisiana Tech in 2009). The last Auburn freshman to rush for 100 yards in a season opener before McCalebb? It was Bo Jackson vs. Wake Forest in 1982.

McCalebb was also the last freshman to open the season with back-to-back 100-yard games at Auburn (148, La Tech and 114, Miss St) in 2009.

» Current players' 100-yard rushing games:
Tank Bigsby (8): 192, Mississippi St, 2020
 146, Arkansas, 2020
 140, Ole Miss, 2021
 129, Ole Miss, 2020
 122, Alabama St, 2021
 119, Akron, 2021
 111, South Carolina, 2020
 102, Penn State, 2021

Shaun Shivers (2): 117, Alabama St, 2018
 102, Kent St, 2019

Jarquez Hunter (2): 147, Alabama St, 2021
 110, Akron, 2021

» Shaun Shivers became Auburn's 49th career 1,000-yard rusher against Georgia; he now has 1,013 career rushing yards. Shivers' five receptions for 38 yards at LSU were both career highs for the senior; he eclipsed those marks with six catches for 40 yards at Texas A&M.

» Auburn is averaging 243.6 passing yards per game, on pace to be the fourth-most productive season in Auburn history. The Tigers are on pace to finish the regular season with 2,923 yards, which would be sixth in Auburn history and with a bowl game, on pace for 3,166 passing yards, which would rank third in program history.

» Quarterback Bo Nix rushed for two touchdowns and passed for another in the win over Ole Miss. He was 22-30 passing, gaining 276 yards with a TD pass to Jarquez Hunter. His TD runs were 11 and 7 yards.

Nix now has nine career games with a passing and rushing TD, passing Cam Newton (7) for the most such games among Auburn quarterbacks since 2000.

» Nix is now 601-1016 (59.2%) in his career for 6,874 yards and 37 passing scores.

He ranks second in career pass completions (601) and attempts (1,016), fourth in career passing yardage (6,874) and sixth in career TD passes (37).

Nix recorded his fourth career game with three passing TDs against Akron. In the opener, Nix tied a career-best mark by completing 11 straight passes to begin the game. He previously completed 11 straight passes in Auburn's victory at Ole Miss in 2020.

» Bo Nix' 200-yard passing games:
340 (30-44) vs. Ole Miss, 2019
335 (16-21, 2 TD) vs. Mississippi St., 2019
300 (18-24, 3 TD) vs. LSU, 2020
292 (21-26, 2 TD) at Arkansas, 2021
292 (25-42, 1 TD) vs. Northwestern, 2020
276 (22-30, 1 TD) vs. Ole Miss, 2021
275 (20-22, 3 TD) vs. Akron, 2021
272 (24-47, 1 TD) at South Carolina, 2020
255 (23-44, 1 TD) at LSU, 2021
245 (30-50, 1 TD) vs. Georgia, 2019
238 (23-30, 1 TD) at Ole Miss, 2020
233 (16-27, 3 TD) vs. Kentucky, 2020
227 (23-38) at Alabama, 2020
220 (17-26, 1 TD) vs. Tennessee, 2020
217 (21-38) vs. Georgia, 2021
207 (19-37, 1 TD) vs. Tulane, 2019

» In Auburn's win at LSU, Bo Nix made things happen on the ground and through the air, rushing for 74 yards and a TD, and showing off his fancy footwork on a pair of fourth-down conversions where he scrambled from multiple would-be tacklers, finding Tyler Fromm for a touchdown and Demetris Robertson to keep alive a late second-quarter drive. Nix earned SEC offensive player of the week honors.

Nix threw for 275 yards in Auburn's season-opening win over Akron, becoming the seventh quarterback in Auburn history to top 5,000 career passing yards.

The junior passed his father, Patrick, who threw for 4,957 yards from 1992-95, after entering the night tied with him on the school's all-time career passing yardage list.

Going 20-22 with three TD passes against the Zips, Nix' pass efficiency rating of 240.91 was the second-best rating of his career; the best was 241.6 vs. Mississippi State in 2019.

» Nix threw a school record 256 consecutive passes without an interception dating back to last year's Iron Bowl before his interception against Georgia. The junior has now had three streaks of at least 100 passes without an interception in his career, including the previous school record 250 consecutive passes without an INT from 2019-20 and a streak of 118 in 2019.

» Nix has made 33 consecutive starts at quarterback back through the 2019 season opener. That's tied with Pat Sullivan (1969-71) for the third most consecutive starts by an Auburn signalcaller since 1969.

The top two in consecutive QB starts: 45, Stan White (1990-93) and 34, Phil Gargis (1974-76).

» T.J. Finley engineered a 13-play, 98-yard go-ahead scoring drive against Georgia State, culminating in a 10-yard fourth-down touchdown pass to Shedrick Jackson with just 0:45 remaining. Only six Auburn scoring drives since 1970 have been longer than 98 yards.

» Shedrick Jackson caught the go-ahead 10-yard pass from T.J. Finley with 0:45 remaining in the Georgia State game, one of four receptions against the Panthers.

Jackson led Auburn with five catches and 79 receiving yards against Akron. The senior totaled just 10 catches and 130 yards in his first three seasons at Auburn.

Sophomore Ja'Varrius Johnson caught the first three passes of his career for 51 yards, including a 34-yard TD, against the Zips.

Sophomore Kobe Hudson caught a 28-yard TD for his first career score, and was Auburn's leading receiver against Penn State (66 yds) and Georgia State (76 yds). Hudson leads the squad with 29 receptions for the season for 383 yards.

» Grad transfer Demetris Robertson scored his first Auburn touchdown in the second quarter against Alabama State, a 6-yard reception from Bo Nix. His second TD reception was 28 yards in the third quarter and he added a 36-yard rush for a third score, the first Auburn player with three TD in a game since Ja'Tarvious Whitlow vs. Mississippi State in 2019. The last Tiger with two TD catches in a game was Seth Williams vs. Kentucky last season.

Robertson had a team-best six receptions for 60 yards in the win at LSU and a 71-yard TD catch at Arkansas.

» Tight end John Samuel Shenker's 102-yard production on five catches at LSU was the first 100-yard game by an Auburn tight end since 1994 (Andy Fuller, 115 yards vs. Florida).

Shenker has had five catches in a game three times this season (vs. Akron for 38 yards and at Penn State for 62 yards). He had four receptions for 50 yards at Texas A&M.

His 25 catches this season rank him third among the season leaders for TE receptions at Auburn. His 323 yards this season are also third-most ever by an Auburn tight end.

Shenker is ninth in career catches by an Auburn tight end with 36, and he is 10th in career tight end receiving yardage with 431.

FOR THE DEFENSE

» With 14 tackles and a career-best two sacks vs. Ole Miss, linebacker Zakoby McClain was the SEC, Lott IMPACT and Reese's Senior Bowl defensive player of the week. He's the first Tiger to record at least 14 tackles in consecutive games (also 15 at Arkansas) since Rudy Ford in 2016.

SEC STANDINGS

WEST STANDINGS

	SEC	Pct.	Overall	Pct.
Alabama	5-1	.833	8-1	.889
Texas A&M	4-2	.667	7-2	.777
Ole Miss	3-2	.600	7-2	.777
Auburn	3-2	.600	6-3	.667
Mississippi State	3-2	.600	5-3	.625
Arkansas	2-3	.400	6-3	.667
LSU	2-4	.333	4-5	.444

EAST STANDINGS

	SEC	Pct.	Overall	Pct.
Georgia	7-0	1.000	9-0	1.000
Kentucky	4-3	.571	6-3	.667
Florida	2-5	.286	4-5	.444
Tennessee	3-3	.500	5-4	.555
South Carolina	2-4	.333	5-4	.555
Missouri	1-4	.200	4-5	.444
Vanderbilt	0-5	.000	2-7	.222

SEC Games/Saturday, November 13

Mississippi State at Auburn

Arkansas at LSU

Georgia at Tennessee

Kentucky at Vanderbilt

Texas A&M at Ole Miss

South Carolina at Missouri

New Mexico State at Alabama

Samford at Florida

SEC Results/Saturday, November 6

Texas A&M 20, Auburn 3

Alabama 20, LSU 14

Arkansas 31, Mississippi State 28

South Carolina 40, Florida 17

Georgia 43, Missouri 6

Tennessee 45, Kentucky 42

Ole Miss 27, Liberty 17

GAMEDAY EXPERIENCE: FOOTBALL PERFORMANCE CENTER

» Auburn's brand-new Football Performance Center is under construction, updating the Tigers' football operations and practice areas. The 233,400-square-foot overall facility will be completed in the fall of 2022



2021 AUBURN FIRSTS

First Auburn start (13): Marcus Harris, Jarquez Hunter, Ja'Varrius Johnson, Malcolm Johnson Jr., Donovan Kaufman, Bydarrius Knighten, Eku Leota, Jackson McFadden, T.D. Moultry, Caylin Newton, Demetris Robertson, Wesley Steiner, Kilian Zierer

First Auburn action (24)/

True freshmen (6): Cayden Bridges, Jarquez Hunter, Sean Jackson, Landen King, Tobechi Okoli, Marquis Robinson

Redshirt freshmen (6): Nick Curtis, Jordon Ingram, Donovan Kaufman, Jake Levant, Jay Sharp, Joko Willis

Others (18): Trey Elston, Tony Fair, T.J. Finley, Marcus Harris, Bydarrius Knighten, Eku Leota, Russ Logan, Dreshun Miller, Demetris Robertson, Ro Torrence, Garrison Walker, Kilian Zierer

TIGERS IN THE NFL

Name	Pos.	Team
Montravius Adams	DL	New Orleans Saints
Peyton Barber	RB	Las Vegas Raiders
Daren Bates	LB	Atlanta Falcons
Angelo Blackson	DL	Chicago Bears
Derrick Brown	DL	Carolina Panthers
K.J. Britt	LB	Tampa Bay Buccaneers
Josh Bynes	LB	Baltimore Ravens
Daniel Carlson	PK	Las Vegas Raiders
Marlon Davidson	DL	Atlanta Falcons
Carlton Davis	DB	Tampa Bay Buccaneers
Jamel Dean	DB	Tampa Bay Buccaneers
Jack Driscoll	OT	Philadelphia Eagles
Dee Ford	DE	San Francisco 49ers
Rudy Ford	DB	Jacksonville Jaguars
Josh Harris	LS	Atlanta Falcons
Noah Igbinoghene	DB	Miami Dolphins
Kerryon Johnson	RB	San Francisco 49ers
Jonathan Jones	DB	New England Patriots
Brandon King	DB	New England Patriots
Carl Lawson	DE	New York Jets
Cody Parkey	PK	New Orleans Saints
Anthony Schwartz	WR	Cleveland Browns
Jamien Sherwood	DB	New York Jets
Arryn Siposs	P	Philadelphia Eagles
Darius Slayton	WR	New York Giants
Braden Smith	OL	Indianapolis Colts
Jarrett Stidham	QB	New England Patriots
Daniel Thomas	DB	Jacksonville Jaguars
C.J. Uzomah	TE	Cincinnati Bengals
Prince Tega Wanogho	OL	Kansas City Chiefs

» Auburn has 29 former lettermen on NFL rosters, representing 20 different NFL teams

» Former Auburn lettermen on NFL rosters who finished their college careers elsewhere: Byron Cowart (New England)

» Auburn alums on NFL practice squads: Javaris Davis (Miami), Mike Horton (Carolina), Jordyn Peters (NY Giants), Seth Williams (Denver), Gabe Wright (Washington)

» Auburn has had 31 players taken in the first round (most recent in 2020 Derrick Brown 1/7 and Noah Igbinoghene 1/30) and four No. 1 overall draft picks: Cam Newton (Carolina, '11), Aundray Bruce (Atlanta, '88), Bo Jackson (Tampa, '86) and Tucker Frederickson (NY Giants, '65)

» At least one former Tiger has been selected to 17 of the last 21 Pro Bowls, and Auburn has had at least one former player in 13 of the last 16 Super Bowls, including Super Bowl LV starters Carlton Davis and Jamel Dean for the world champion Tampa Bay Buccaneers

» Auburn has not allowed a fourth-quarter point in any of its three SEC wins (at LSU, at Arkansas, vs. Ole Miss). In those three SEC wins, Auburn is outscoring its opponent 27-0 in the fourth quarter.

» Auburn has held its last two opponents, Ole Miss and Texas A&M, without a passing TD. It's the first time the Tigers have held consecutive opponents without a passing touchdown since 2017, when they did it against Georgia Southern and Clemson.

It is the first time Auburn has gone consecutive games without allowing a passing TD when both games were against SEC opponents since 2006, when the Tigers held Mississippi State and LSU without a passing score.

» Auburn hasn't allowed an offensive touchdown in its last six quarters of play, dating back to the second half of the Ole Miss game, which is the longest streak without allowing an offensive touchdown since 2019 (didn't allow a TD in the fourth quarter against Georgia, shut out Samford and didn't allow a TD in the first quarter vs. Alabama).

» Sophomore Colby Wooden was named SEC co-defensive lineman of the week with four tackles and two sacks in the win at Arkansas. He repeated that award with five tackles against Ole Miss.

» The 10 points allowed by Auburn in the first two games of the season marked the fewest points the Tigers have allowed in any two-game span since giving up three points each vs. Ole Miss and Tennessee Tech in 2007.

That was the fewest points Auburn allowed in the first two games of a season since the Tigers opened the 1996 season with shutouts of UAB and Fresno State.

The shutout of Alabama State was the 244th all-time shutout for Auburn.

» The Auburn defense held Akron to -3 rushing yards. That marks the fewest rushing yards allowed since the 2001 Florida game (-36 yards). LSU rushed for 33 yards, Alabama State gained only 46 yards on the ground and Penn State was held to 94 yards rushing.

» Zakoby McClain led the nation with 113 tackles in 2020, averaging 10.3 per game. That average ranked third in the SEC and 19th nationally. He was the first Auburn player to average 10 tackles per game since Dontarrious Thomas in 2001 (10.2 avg.).

» McClain, a Lott IMPACT Trophy quarterfinalist, has 12 career double-figure tackle games (five last season) and he has led the Tigers in tackles 13 times in his career, including seven tackles in the opener vs. Akron, 10 against Alabama State, 12 at LSU, 15 at Arkansas and 14 vs. Ole Miss.

The junior now has 243 tackles for his career, the 10th most tackles recorded by any Auburn player since 2000.

McClain is looking to become Auburn's first player with 100+ tackles in back-to-back seasons since Takeo Spikes in 1996 (119) and 1997 (136).

» Current players with 100 career tackles at Auburn; Bydairius Knighten had 255 tackles during his career at Southeast Missouri:

Zakoby McClain (243)
Owen Pappoe (165)
Smoke Monday (153)
Roger McCreary (120)
Chandler Wooten (106)

» Auburn's defense has allowed only 22 first-quarter touchdowns in its last 62 games.

» Career double-figure tackle games:

Zakoby McClain (12)
Owen Pappoe (5)
Smoke Monday, Chandler Wooten (2)
Roger McCreary, Zion Puckett (1)

» Auburn leads the SEC and ranks 12th nationally in tackles for a loss, recording 67 through the first nine games (7.44/gm).

Colby Wooden (7.0), Eku Leota (7.0), Smoke Monday (7.0), Derick Hall (6.5), T.D. Moultry (6.0) and Zakoby McClain (5.5) lead the Tigers individually; 22 different Auburn defenders have had a hand in at least one TFL this season.

» The number of career games current players have led the team in tackles:

Zakoby McClain (13)
Owen Pappoe (5)
Chandler Wooten (2)
Roger McCreary, Smoke Monday, T.D. Moultry, Nehemiah Pritchett, Zion Puckett (1)

» Auburn is fifth among FBS teams allowing just 61 rushing TD since the start of the 2016 season; the Tigers have allowed only 166 total TD during that 74-game span (2.24 per game).

» Bednarik Award semifinalist Roger McCreary ranks third in the SEC and 15th nationally with 1.2 passes defended per game (2 interceptions and 9 PBU).

» With 27 career passes broken up, McCreary is tied for seventh with Javaris Davis (2016-19) in career PBU among Auburn players since 1996. The leaders in that group is Jim Thorpe Award winner Carlos Rogers (40 from 2001-04).

» Jaylin Simpson's key fourth-quarter interception vs. Ole Miss was the first of his career and Auburn's fifth pick of the season.

Bydarrus Knighten's interception of a fourth-down LSU pass with 1:09 remaining sealed Auburn's win at Tiger Stadium.

Smoke Monday's 36-yard interception for a touchdown with 0:31 remaining sealed the win over Georgia State; it was the senior's third career pick six (also Tennessee, 2020, and Alabama, 2019).

Roger McCreary, who had a pick six against Alabama State, is the first Tiger to record interceptions in consecutive games since Jeremiah Dinson vs. Southern Miss and Mississippi State in 2018.

McCreary scored his first career touchdown with a 35-yard interception return against Alabama State; his interception at Penn State gives him six picks for his career.

Last season, McCreary was the first Auburn player to record three interceptions in a season since Joshua Holsey in 2016.

» Career interceptions by current Auburn players: **Roger McCreary (6)**

Smoke Monday (5)
Bydarrus Knighten, Zakoby McClain, Owen Pappoe, Nehemiah Pritchett, Jaylin Simpson, Chandler Wooten (1)

» Auburn is 63-24 when it forces a turnover since the start of the 2013 season and 38-9 when it forces multiple turnovers over that span, compared to just 11-14 when it fails to force a turnover.

The Tigers have lost only nine turnovers this season in 631 plays: six fumbles and three interceptions. That ties for 23rd nationally.

Auburn's three interceptions thrown this season are tied for sixth-fewest among all FBS teams. The Tigers are one of four teams that has thrown at least 300 pass attempts with no more than three interceptions.

SPECIAL TEAMS

» Preseason All-America kicker Anders Carlson, a 2020 Lou Groza Award semifinalist, ranks third in Auburn career scoring with 348 points.

He ranks eighth in the SEC in scoring at 8.1 points per game this season and is second in the league with 1.56 field goals made per game.

A 2020 second team All-American, Carlson is fourth in career PAT made (147) at Auburn and is second in career field goals made (67).

He is 14-19 on field goal attempts and 31-32 on PAT this season.

Carlson made 20 of 22 field goal attempts last year, and has made 36 of his last 39 field goal attempts dating back to late in 2019, including a career-long string of 16 consecutive FG makes to start the 2021 season.

He has five career FG of at least 50 yards:

- 53 Washington (2018)
- 53 Liberty (2018)
- 52 Alabama (2019)
- 50 Tennessee (2020)
- 50 Northwestern (2020)

In 2019, Carlson was 48-49 on PAT and 18-25 on field goals, with a long of 48 at Florida and four made FG in the Iron Bowl.

In 2018, Carlson was 15-25 on field goals (10-11 inside 40 yds), with two 53-yarders made, 44-44 on PATs and 51-70 on touchbacks (11th nationally) on kickoffs.

His older brother Daniel, a three-time Lou Groza Award finalist, holds the season scoring record with the NFL's Las Vegas Raiders.

» Carlson has made at least one field goal in his last 14 games, the longest active streak nationally.

» Carlson has nine career games with at least three field goals:

- 2021:** Georgia State
- 2020:** Arkansas, South Carolina, Tennessee, Mississippi State;
- 2019:** Alabama;
- 2018:** Washington, Mississippi St., Liberty

» Carlson ranks second in career field goals made (67); he's among five AU kickers to make 15+ FG in multiple seasons:

- Anders Carlson** (2018, 2019, 2020)
- Daniel Carlson** (2014, 2015, 2016, 2017)
- Wes Byrum** (2007, 2009, 2010)
- Jim Von Wyl** (1990, 1991)
- Win Lyle** (1987, 1989)

» With 822 combined career kicking points, the Carlsons (Daniel and Anders) are the all-time leaders in the most points scored by a duo of brothers who kicked for the same college, passing Kris and Drew Brown at Nebraska (743 points from 1995-98, 2014-17).

» Nehemiah Pritchett's 165 kickoff return yards against Georgia State ranked seventh-best for a game in Auburn history. Pritchett's 72-yard return was the longest by Auburn since Noah Igbinoehene (96 yards) in the 2020 Outback Bowl.

» Auburn continues the longest FBS current span of games (162) without having a punt blocked; Auburn last had a punt blocked vs. Mississippi State in 2009.

» Oscar Chapman had a career-high seven punts at Texas A&M. His four punts inside the 20 against the Aggies also marked a career high.

His 63-yard punt in the third quarter was the third-longest of the Aussie's career. With his 65-yarder vs. Ole Miss (Oct. 20), it marked the first time that Chapman's recorded 60+ yard punts in back-to-back games in his career.

» Auburn leads the SEC in net punting (44.09) and ranks fifth nationally in that statistics. Oscar Chapman leads the league with a 46.0 punting average, 16th best nationally.

CAREER PARTICIPATION

No.	Name	GP/GS
16	Malcolm Askew, DB	15/0
4	Tank Bigsby, RB	19/13
52	Nick Brahm, OL	37/30
20	Cayden Bridges, S	1/0
43	Kameron Brown, LB	2/0
92	Marquis Burks, DL	14/0
49	Dre Butler, DL	13/1
17	Elijah Canion, WR	7/0
26	Anders Carlson, K	46/--
80	Ze'Vian Capers, WR	19/6
91	Oscar Chapman, P	18/--
55	Brenden Coffey, OL	12/1
71	Brandon Council, OL	38/37* (25/24)
95	Nick Curtis, DL	2/0
86	Luke Deal, TE	24/3
22	Trey Elston, DB	4/0
90	Tony Fair, DL	32/17* (23/16)
1	T.J. Finley, QB	10/5* (5/5)
87	Brandon Frazier, TE	12/0
85	Tyler Fromm, TE	10/1
28	Devin Guice, DB	14/0
29	Derick Hall, DL	31/15
59	Brodarious Hamm, OL	31/17
50	Marcus Harris, DL	19/14* (10/5)
37	Romello Height, DL	8/0
5	Kobe Hudson, WR	20/4
27	Jarquez Hunter, RB	9/1
24	Jordon Ingram, RB	1/0
50	Jalil Irvin, OL	18/0
65	Alec Jackson, OL	41/10
44	Sean Jackson, RB	2/0
11	Shedrick Jackson, WR	37/15
45	Caleb Johnson, DL	20/0
6	Ja'Varrius Johnson, WR	10/3
16	Malcolm Johnson Jr., WR	8/2
54	Tate Johnson, OL	1/0
58	Keiondre Jones, OL	20/16
1	Donovan Kaufman, DB	11/6* (2/2)
40	Landen King, TE	4/0
19	Bydarrus Knighten, DB	54/48* (45/43)
55	Eku Leota, LB	27/4* (18/1)
51	Barton Lester, LB	9/0
46	Jake Levant, LB	4/0
52	Russ Logan, LB	1/0
14	Grant Loy, QB	33/8* (29/8)
56	Tashawn Manning, OL	26/11
41	Aidan Marshall, P	17/--
9	Zakoby McClain, LB	46/17
23	Roger McCreary, DB	40/20
84	Jackson McFadden, WR	16/1
5	Dreshun Miller, DB	10/9* (9/9)
21	Smoke Monday, DB	46/20
99	T.D. Moultry, LB	55/5
30	Tommy Nesmith, WR	1/0
23	Caylin Newton, WR	45/26* (25/25)
10	Bo Nix, QB	33/33
58	Tobechi Okoli, DL	1/0
96	Ben Patton, K	8/0
0	Owen Pappoe, LB	29/29
89	J.J. Pegues, TE/DL	20/2
18	Nehemiah Pritchett, DB	26/16
10	Zion Puckett, DB	22/8
67	Jacob Quattlebaum, LS	15/0
24	Eric Reed Jr., DB	3/0
35	Cam Riley, LB	20/0
0	Demetris Robertson, WR	54/23* (46/18)
48	Marquis Robinson, DL	1/0
83	Malcolm Russell, WR	1/0
22	Jay Sharp, RB	1/0
47	John Samuel Shenker, TE	45/23
8	Shaun Shivers, RB	40/9
36	Jaylin Simpson, DB	19/4
32	Wesley Steiner, LB	18/1
62	Kameron Stutts, OL	23/0
13	Ladarius Tennison, DB	19/4
30	Desmond Tisdol, LB	10/0
14	Ro Torrence, DB	7/0
68	Austin Troxell, OL	28/12
96	Garrison Walker, DL	2/0
3	Zykevious Walker, DE	17/1
33	Joko Willis, LB	6/0
25	Colby Wooden, DL	24/20
31	Chandler Wooten, LB	39/6
76	Jeremiah Wright, DL	6/0
77	Kilian Zierer, OL	5/1

*includes previous school (previous school total)

» Barton Lester blocked a punt against Alabama State, Auburn's first of three blocked kicks this season.

Colby Wooden blocked an Alabama State field goal attempt; it was recovered by Nehemiah Pritchett for a 80-yard return and his first career score. It was Auburn's first blocked field goal for a touchdown since Neiko Thorpe vs. Kentucky in 2009 (69 yards).

Auburn blocked a punt and a field goal in the same game for the first time since the 2013 Alabama game.

Caylin Newton blocked a Georgia State punt returned by Barton Lester for a touchdown. The Tigers have recorded seven field goal blocks and eight punt blocks since the start of 2016.

N.O.T. GOING TO LOSE

» Auburn is 25-1 since the start of the 2013 season in games when scoring a non-offensive touchdown, the latest being Marcus Harris' recovery of a fumble in the endzone at Arkansas.

Before the 2020 Outback Bowl, Auburn had won 21 straight games when the Tigers scored a non-offensive touchdown (NOT). During that string, the Tigers scored 24 non-offensive touchdowns, including three kickoffs, five punts (2 blocked), four fumbles, 11 interception returns and one missed field goal.

MORE FROM THE TEXAS A&M GAME

» This was the first 3-3 halftime tie since the 1997 Ole Miss game (an Auburn win) and the first 3-3 halftime tie on the road since the 1987 game at North Carolina (also an Auburn win).

RANKINGS

» Auburn is 116-170-6 all-time facing ranked opponents. The Tigers are 54-44-2 at home against ranked teams, 29-74-2 on the road and 33-52-2 on a neutral field.

» Auburn is 56-103-3 all-time against AP top 10 teams (27-28-2 at home, 29-75-1 away from Auburn).

» The Tigers are 92-136-5 all-time facing ranked SEC opponents (44-35-2 at home, 29-66-2 away, 19-35-1 neutral). Ranked Auburn teams vs. ranked SEC teams are 60-55-3 overall (30-11-1 at home, 19-34-1 at the opponent's home, 11-10-1 on a neutral field).

» Auburn's record as a ranked team all-time is 334-125-6. Ranked Auburn teams at home are 191-33-2; away from Auburn, ranked Tiger squads are 142-91-4 all-time.

When a ranked Auburn team faces a ranked opponent, the Tigers' all-time record is 82-80-4 (37-14-1 at home, 22-43-1 away and 23-23-2 on a neutral field).

MORE TIGER STRIPES...

» Edge defender T.D. Moultry has played in 55 Auburn games, most on the current squad and setting the Auburn record of most games played in a career, breaking the previous mark of 54 set by running backs Tre Smith (2002-06) and Mario Fannin (2006-10).

» Auburn is outscoring opponents 56-10 in the fourth quarter in its six wins this season, including 27-0 in the Tigers' three SEC victories. In those three SEC wins, Auburn has outgained its opponents 366-185 in the final period.

Overall, the Tigers have outgained their opponents 656-305 in the fourth quarter in six victories this season and have scored six offensive TDs while allowing just one score in the final quarter of those games.

» There are 22 players on the Auburn roster who have earned their bachelor's degrees, eighth best in the FBS and most in the SEC.

» In all-time SEC play, Auburn holds a 333-259-18 mark back through 1933. In SEC games played in Auburn, the Tigers are 142-62-6 all-time; away from Auburn, the Tigers are 191-196-12 overall.

In non-conference play, Auburn's all-time regular season record since SEC action began in 1933 is 257-70-6 (.781). Auburn has won 15 straight home games against non-conference opponents dating back to the 2016 season.

» Team captains for the 2021 season are linebackers Owen Pappoe and Chandler Wooten. Additional game captains:

Nick Brahm, Bo Nix (Akron);
Brodarious Hamm, T.D. Moultry (Alabama St);
Zakoby McClain, John Samuel Shenker (Penn St);
Luke Deal, Marquis Burks (Georgia St);
Anders Carlson, Marcus Harris (LSU)
Tyler Fromm, Derick Hall (Georgia)
Oscar Chapman, Zion Puckett (Arkansas)
Tank Bigsby, Roger McCreary (Ole Miss)
Bo Nix, Colby Wooden (Texas A&M)

» On the current Auburn roster, 48 players have at least one college start to their credit, 26 on offense and 22 on defense.

Ten Tigers have started 20 or more collegiate games: Bydarrus Knighten (48 overall; 43 games at SE Missouri State), Brandon Council (37 overall; 24 at Akron), Caylin Newton (26 overall; 25 at Howard), Bo Nix (33), Nick Brahm (30), Owen Pappoe (29), John Samuel Shenker (23), Roger McCreary (20), Smoke Monday (20) and Colby Wooden (20).

» Auburn has an all-time record of 338-86-7 at Jordan-Hare Stadium since 1939; the .794 winning percentage ranks seventh nationally.

There have been 58 capacity crowds of 87,451 since seating was increased in 2004, the latest this season against Ole Miss.

2021 AUBURN FOOTBALL HONORS

Tank Bigsby

PFF College team of week (Akron)

Nick Brahm

Senior CLASS Award candidate (one of 30)
Wuerffel Trophy nominee
Team OL of week (Ole Miss)

Marquis Burks

Team DL of week (Akron, Alabama St)

Anders Carlson

Lou Groza Star of Week (Georgia St)
Campbell Trophy semifinalist
Team special teams player of week (Georgia St)

T.J. Finley

Team offensive player of week (Georgia St)

Brodarious Hamm

Team OL of week (Akron, Georgia St)

Jarquez Hunter

SEC freshman of week (LSU)
Team offensive player of week (Alabama St)

Shedrick Jackson

Team special teams player of week (Arkansas)

Keiondre Jones

Team offensive lineman of week (LSU)

Barton Lester

Burlsworth Trophy nominee

Zakoby McClain

Lott IMPACT Trophy quarterfinalist
SEC defensive player of week (Ole Miss)
Lott IMPACT Trophy player of week (Ole Miss)
Reese's Senior Bowl def player of wk (Ole Miss)
Team def player of week (Akron, Georgia St, Arkansas, Ole Miss)

Roger McCreary

Bednarik Award semifinalist
Team defensive player of week (Alabama St)

T.D. Moultry

Team defensive lineman of week (Akron)

Bo Nix

SEC offensive player of week (LSU)
Manning Award star of week (Arkansas)
Davey O'Brien Great 8 (Arkansas)
Team offensive player of week (Akron, LSU, Arkansas, Ole Miss)

John Samuel Shenker

John Mackey Award player of week (LSU)

Wesley Steiner

Team special teams player of week (Akron)

Ladarius Tennison

Team special teams player of week (Ole Miss)

Joko Willis

Team special teams player of week (LSU)

Colby Wooden

SEC DL lineman of week (Arkansas, Ole Miss)
PFF College team of week (Georgia St)
Team DL of wk (Georgia St, LSU, Arkansas, Ole Miss)

Chandler Wooten

Jason Witten Man of Year nominee

Kilian Zierer

Team offensive lineman of week (Arkansas)

ALPHABETICAL ROSTER

NO.	NAME	POS.	HT.	WT.	YR.	HOMETOWN	NO.	NAME	POS.	HT.	WT.	YR.	HOMETOWN
16	Malcolm Askew	S	5-11	186	Sr.	McCalla, AL	19	Bydarius Knighten	S	6-1	201	Sr.	Tunica, MS
40	John Reese Bellew	S	6-1	202	RFr.	Gadsden, AL	74	Garner Langlo	OL	6-6	277	Fr.	Inverness, FL
4	Tank Bigsby	RB	6-0	208	So.	LaGrange, GA	55	Eku Leota	Edge	6-4	240	Jr.	Asheville, NC
28	Jackson Billings	WR	5-10	179	RFr.	Huntsville, AL	51	Barton Lester	LB	6-3	215	Sr.	Montgomery, AL
64	Cort Bradley	OL	6-3	292	Fr.	Auburn, AL	46	Jake Levant	LB	6-1	225	RFr.	Vestavia Hills, AL
52	Nick Brahms	OL	6-4	302	Sr.	Navarre, FL	13	Trey Lindsey	QB	6-1	204	So.	Montgomery, AL
82	Hayden Brice	TE	6-3	222	Sr.	Jackson, MS	52	Russ Logan	LB	5-11	206	Sr.	Eutaw, AL
20	Cayden Bridges	S	6-2	181	Fr.	Magee, MS	14	Grant Loy	QB	6-4	226	Sr.	New Washington, OH
39	Dylan Brooks	Edge	6-4	227	Fr.	Roanoke, AL	56	Tashawn Manning	OL	6-4	335	Sr.	Apopka, FL
43	Kameron Brown	LB	6-0	239	So.	Sugar Hill, GA	41	Aidan Marshall	P	6-0	213	Sr.	Winchester, VA
92	Marquis Burks	DT	6-3	314	Sr.	Chicago, IL	32	Trent Mason	WR	6-1	187	So.	Lakeland, FL
49	Dre Butler	DT	6-5	298	Jr.	Covington, GA	91	Ian Mathews	DL	6-4	267	Fr.	Columbus, GA
17	Elijah Canion	WR	6-4	214	So.	Hollywood, FL	9	Zakoby McClain	LB	6-0	219	Sr.	Valdosta, GA
80	Ze'Vian Capers	WR	6-4	195	So.	Alpharetta, GA	23	Roger McCreary	CB	6-0	190	Sr.	Mobile, AL
26	Anders Carlson	K	6-5	220	Sr.	Colorado Springs, CO	84	Jackson McFadden	WR	6-1	198	Sr.	Nashville, TN
91	Oscar Chapman	P	6-3	197	So.	Adelaide, Australia	42	Joey McGinty	S	6-0	184	Fr.	Auburn, AL
55	Brenden Coffey	OL	6-7	292	Sr.	Paradise, CA	93	Evan McGuire	K	6-4	229	RFr.	Alabaster, AL
12	Sammy Cohen	S	6-1	222	So.	Marietta, GA	39	Marshall Meyers	P	5-8	197	RFr.	Opelika, AL
71	Brandon Council	OL	6-4	335	Sr.	Tar Heel, NC	5	Dreshun Miller	CB	6-2	194	Sr.	Atlanta, GA
95	Nick Curtis	DT	6-5	210	RFr.	Birmingham, AL	21	Smoke Monday	S	6-3	199	Sr.	Atlanta, GA
18	Demetrius Davis	QB	5-10	202	Fr.	Houston, TX	99	T.D. Moultry	Edge	6-2	253	Sr.	Birmingham, AL
41	Jordan Davis	CB	5-11	160	RFr.	Montgomery, AL	30	Tommy Nesmith	WR	6-0	180	So.	Auburn, AL
3	Tar'Varish Dawson Jr.	WR	5-10	161	Fr.	Fort Myers, FL	25	Caylin Newton	WR	6-0	209	Sr.	Atlanta, GA
86	Luke Deal	TE	6-5	255	So.	Greenwood, SC	10	Bo Nix	QB	6-3	214	Jr.	Pinson, AL
15	A.D. Diamond	CB	6-0	153	Fr.	Mobile, AL	58	Tobechi Okoli	DL	6-5	252	Fr.	Kansas City, MO
22	Trey Elston	CB	6-1	193	Sr.	Auburn, AL	0	Owen Pappoe	LB	6-1	226	Jr.	Lawrenceville, GA
81	J.J. Evans	WR	6-2	224	RFr.	Montevallo, AL	20	Sawyer Pate	QB	6-1	205	RFr.	Alabaster, AL
90	Tony Fair	DL	6-1	330	Sr.	South Bend, IN	96	Ben Patton	K	5-10	205	So.	Rochester, MI
1	T.J. Finley	QB	6-7	246	So.	Ponchatoula, LA	89	J.J. Pegues	DT	6-3	308	So.	Oxford, MS
93	Daniel Foster-Allen	DE	6-4	258	RFr.	Mobile, AL	18	Nehemiah Pritchett	CB	6-1	179	Jr.	Jackson, AL
87	Brandon Frazier	TE	6-7	267	So.	McKinney, TX	10	Zion Puckett	S	6-0	209	So.	Griffin, GA
85	Tyler Fromm	TE	6-5	240	So.	Warner Robins, GA	67	Jacob Quattlebaum	LS	6-1	223	Jr.	Enterprise, AL
28	Devin Guice	S	5-9	165	Sr.	Opelika, AL	24	Eric Reed Jr.	S	6-0	200	RFr.	Shreveport, LA
29	Derick Hall	Edge	6-3	251	Jr.	Gulfport, MS	35	Cam Riley	LB	6-5	219	So.	Evergreen, AL
59	Brodarious Hamm	OL	6-6	334	Sr.	Griffin, GA	0	Demetris Robertson	WR	6-0	185	Sr.	Savannah, GA
50	Marcus Harris	DL	6-2	279	So.	Montgomery, AL	48	Marquis Robinson	DL	6-3	310	Fr.	Milton, FL
38	Ahmari Harvey	S	6-0	172	Fr.	Tallahassee, FL	83	Malcolm Russell	WR	6-0	198	Sr.	Pelham, AL
37	Romello Height	Edge	6-3	214	So.	Dublin, GA	70	David Shannon	OL	6-7	275	Sr.	Birmingham, AL
5	Kobe Hudson	WR	6-1	199	So.	Pine Mountain, GA	22	Jay Sharp	RB	5-8	164	RFr.	Birmingham, AL
61	Reed Hughes	LS	6-1	221	RFr.	Conway, AR	47	John Samuel Shenker	TE	6-4	249	Sr.	Albany, GA
27	Jarquez Hunter	RB	5-10	202	Fr.	Philadelphia, MS	8	Shaun Shivers	RB	5-7	189	Sr.	Fort Lauderdale, FL
44	Lee Hunter	DT	6-4	321	Fr.	Mobile, AL	36	Jaylin Simpson	CB	6-1	175	So.	Brunswick, GA
24	Jordon Ingram	RB	6-1	199	RFr.	Mobile, AL	69	Colby Smith	OL	6-8	314	Fr.	Reidsville, NC
50	Jalil Irvin	OL	6-3	319	Jr.	Stone Mountain, GA	32	Wesley Steiner	LB	6-0	229	So.	Warner Robins, GA
65	Alec Jackson	OL	6-5	323	Sr.	Montgomery, AL	62	Kameron Stutts	OL	6-5	337	Jr.	Killen, AL
44	Sean Jackson	RB	5-9	236	Fr.	Trussville, AL	13	Ladarius Tennison	S	5-10	198	So.	Rockledge, FL
11	Shedrick Jackson	WR	6-2	196	Sr.	Hoover, AL	30	Desmond Tisdol	LB	6-0	236	So.	Rochelle, GA
46	Jacob Jasinski	RB	5-10	200	Sr.	Birmingham, AL	14	Ro Torrence	CB	6-4	197	So.	Bessemer, AL
57	Avery Jernigan	OL	6-4	312	RFr.	Blackshear, GA	68	Austin Troxell	OL	6-7	305	Sr.	Huntsville, AL
45	Caleb Johnson	DE	6-3	276	Jr.	Columbus, GA	42	Kyle Vaccarella	LS	6-3	231	Fr.	Fairfield, CT
6	Ja'Varius Johnson	WR	5-10	159	So.	Trussville, AL	96	Garrison Walker	DL	6-1	285	So.	Toccoa, GA
16	Malcolm Johnson Jr.	WR	6-1	195	So.	Bryans Road, MD	3	Zykeivous Walker	DT	6-4	289	So.	Ellaville, GA
54	Tate Johnson	OL	6-4	312	So.	LaGrange, GA	57	Brooks Walton	LB	6-0	213	Sr.	Little Rock, AR
58	Keiondre Jones	OL	6-4	345	So.	LaGrange, GA	72	Brady Ward	OL	6-7	330	Fr.	Mobile, AL
1	Donovan Kaufman	S	5-10	200	RFr.	New Orleans, LA	33	Joko Willis	LB	6-3	196	RFr.	LaGrange, GA
97	Jackson Kelly	DL	6-3	256	Fr.	Montgomery, AL	25	Colby Wooden	DE	6-5	278	So.	Lawrenceville, GA
40	Landen King	TE	6-5	214	Fr.	Beaumont, TX	31	Chandler Wooten	LB	6-3	232	Sr.	Acworth, GA
73	Thomas Kirkham	OL	6-4	311	Fr.	Prattville, AL	76	Jeremiah Wright	DT	6-5	338	So.	Selma, AL
							77	Kilian Zierer	OL	6-7	298	Jr.	Munich, Germany

NUMERICAL ROSTER

NO.	NAME	POS.	HT.	WT.	YR.	HOMETOWN
0	Owen Pappoe	LB	6-1	226	Jr.	Lawrenceville, GA
0	Demetris Robertson	WR	6-0	185	Sr.	Savannah, GA
1	T.J. Finley	QB	6-7	246	So.	Ponchatoula, LA
1	Donovan Kaufman	S	5-10	200	RFr.	New Orleans, LA
3	Zykeivous Walker	DT	6-4	289	So.	Ellaville, GA
3	Tar'Varish Dawson Jr.	WR	5-10	161	Fr.	Fort Myers, FL
4	Tank Bigsby	RB	6-0	208	So.	LaGrange, GA
5	Kobe Hudson	WR	6-1	199	So.	Pine Mountain, GA
5	Dreshun Miller	CB	6-2	194	Sr.	Atlanta, GA
6	Ja'Varrius Johnson	WR	5-10	159	So.	Trussville, AL
8	Shaun Shivers	RB	5-7	189	Sr.	Fort Lauderdale, FL
9	Zakoby McClain	LB	6-0	219	Sr.	Valdosta, GA
10	Bo Nix	QB	6-3	214	Jr.	Pinson, AL
10	Zion Puckett	S	6-0	209	So.	Griffin, GA
11	Shedrick Jackson	WR	6-2	196	Sr.	Hoover, AL
12	Sammy Cohen	S	6-1	222	So.	Marietta, GA
13	Trey Lindsey	QB	6-1	204	So.	Montgomery, AL
13	Ladarius Tennon	S	5-10	198	So.	Rockledge, FL
14	Grant Loy	QB	6-4	226	Sr.	New Washington, OH
14	Ro Torrence	CB	6-4	197	So.	Bessemer, AL
15	A.D. Diamond	CB	6-0	153	Fr.	Mobile, AL
16	Malcolm Johnson Jr.	WR	6-1	195	So.	Bryans Road, MD
16	Malcolm Askew	S	5-11	186	Sr.	McCalla, AL
17	Elijah Canion	WR	6-4	214	So.	Hollywood, FL
18	Demetrius Davis	QB	5-10	202	Fr.	Houston, TX
18	Nehemiah Pritchett	CB	6-1	179	Jr.	Jackson, AL
19	Bydarrus Knighten	S	6-1	201	Sr.	Tunica, MS
20	Sawyer Pate	QB	6-1	205	RFr.	Alabaster, AL
20	Cayden Bridges	S	6-2	181	Fr.	Magee, MS
21	Smoke Monday	S	6-3	199	Sr.	Atlanta, GA
22	Jay Sharp	RB	5-8	164	RFr.	Birmingham, AL
22	Trey Elston	CB	6-1	193	Sr.	Auburn, AL
23	Roger McCreary	CB	6-0	190	Sr.	Mobile, AL
24	Eric Reed Jr.	S	6-0	200	RFr.	Shreveport, LA
24	Jordon Ingram	RB	6-1	199	RFr.	Mobile, AL
25	Caylin Newton	WR	6-0	209	Sr.	Atlanta, GA
25	Colby Wooden	DE	6-5	278	So.	Lawrenceville, GA
26	Anders Carlson	K	6-5	220	Sr.	Colorado Springs, CO
27	Jarquez Hunter	RB	5-10	202	Fr.	Philadelphia, MS
28	Jackson Billings	WR	5-10	179	RFr.	Huntsville, AL
28	Devin Guice	S	5-9	165	Sr.	Opelika, AL
29	Derick Hall	Edge	6-3	251	Jr.	Gulfport, MS
30	Tommy Nesmith	WR	6-0	180	So.	Auburn, AL
30	Desmond Tisdol	LB	6-0	236	So.	Rochelle, GA
31	Chandler Wooten	LB	6-3	232	Sr.	Acworth, GA
32	Trent Mason	WR	6-1	187	So.	Lakeland, FL
32	Wesley Steiner	LB	6-0	229	So.	Warner Robins, GA
33	Joko Willis	LB	6-3	196	RFr.	LaGrange, GA
35	Cam Riley	LB	6-5	219	So.	Evergreen, AL
36	Jaylin Simpson	CB	6-1	175	So.	Brunswick, GA
37	Romello Height	Edge	6-3	214	So.	Dublin, GA
38	Ahmari Harvey	S	6-0	172	Fr.	Tallahassee, FL
39	Marshall Meyers	P	5-8	197	RFr.	Opelika, AL
39	Dylan Brooks	Edge	6-4	227	Fr.	Roanoke, AL
40	Landen King	TE	6-5	214	Fr.	Beaumont, TX
40	John Reese Bellew	S	6-1	202	RFr.	Gadsden, AL
41	Aidan Marshall	P	6-0	213	Sr.	Winchester, VA
41	Jordan Davis	CB	5-11	160	RFr.	Montgomery, AL

PRONUNCIATION GUIDE

NO.	NAME	PRONUNCIATION
17	Elijah CANION	can-nee-un
80	ZE'VIAN Capers	ZAY-vee-on
26	ANDERS Carlson	ON-durs
55	Brenden COFFEY	coffee
18	DEMATRIUS Davis	deh-MEE-tree-us
28	Devin GUICE	gice (sounds like ice)
59	BRODARIOUS Hamm	bro-DARE-ree-us
6	JA'VARRIUS Johnson	jah-VARE-ree-us
58	KEIONDRE Jones	kee-ON-dray
46	Jake LEVANT	leh-vont
56	TASHAWN Manning	TAY-shawn

NO.	NAME	POS.	HT.	WT.	YR.	HOMETOWN
42	Kyle Vaccarella	LS	6-3	231	Fr.	Fairfield, CT
42	Joey McGinty	S	6-0	184	Fr.	Auburn, AL
43	Kameron Brown	LB	6-0	239	So.	Sugar Hill, GA
44	Lee Hunter	DT	6-4	321	Fr.	Mobile, AL
44	Sean Jackson	RB	5-9	236	Fr.	Trussville, AL
45	Caleb Johnson	DE	6-3	276	Jr.	Columbus, GA
46	Jacob Jasinski	RB	5-10	200	Sr.	Birmingham, AL
46	Jake Levant	LB	6-1	225	RFr.	Vestavia Hills, AL
47	John Samuel Shenker	TE	6-4	249	Sr.	Albany, GA
48	Marquis Robinson	DL	6-3	310	Fr.	Milton, FL
49	Dre Butler	DT	6-5	298	Jr.	Covington, GA
50	Jalil Irvin	OL	6-3	319	Jr.	Stone Mountain, GA
50	Marcus Harris	DL	6-2	279	So.	Montgomery, AL
51	Barton Lester	LB	6-3	215	Sr.	Montgomery, AL
52	Nick Brahms	OL	6-4	302	Sr.	Navarre, FL
52	Russ Logan	LB	5-11	206	Sr.	Eutaw, AL
54	Tate Johnson	OL	6-4	312	So.	LaGrange, GA
55	Brenden Coffey	OL	6-7	292	Sr.	Paradise, CA
55	Ekua Leota	Edge	6-4	240	Jr.	Asheville, NC
56	Tashawn Manning	OL	6-4	335	Sr.	Apopka, FL
57	Avery Jernigan	OL	6-4	312	RFr.	Blackshear, GA
57	Brooks Walton	LB	6-0	213	Sr.	Little Rock, AR
58	Keiondre Jones	OL	6-4	345	So.	LaGrange, GA
58	Tobechi Okoli	DL	6-5	252	Fr.	Kansas City, MO
59	Brodarious Hamm	OL	6-6	334	Sr.	Griffin, GA
61	Reed Hughes	LS	6-1	221	RFr.	Conway, AR
62	Kameron Stutts	OL	6-5	337	Jr.	Killen, AL
64	Cort Bradley	OL	6-3	292	Fr.	Auburn, AL
65	Alec Jackson	OL	6-5	323	Sr.	Montgomery, AL
67	Jacob Quattlebaum	LS	6-1	223	Jr.	Enterprise, AL
68	Austin Troxell	OL	6-7	305	Sr.	Huntsville, AL
69	Colby Smith	OL	6-8	314	Fr.	Reidsville, NC
70	David Shannon	OL	6-7	275	Sr.	Birmingham, AL
71	Brandon Council	OL	6-4	335	Sr.	Tar Heel, NC
72	Brady Ward	OL	6-7	330	Fr.	Mobile, AL
73	Thomas Kirkham	OL	6-4	311	Fr.	Prattville, AL
74	Garner Langlo	OL	6-6	277	Fr.	Inverness, FL
76	Jeremiah Wright	DT	6-5	338	So.	Selma, AL
77	Kilian Zierer	OL	6-7	298	Jr.	Munich, Germany
80	Ze'Vian Capers	WR	6-4	195	So.	Alpharetta, GA
81	J.J. Evans	WR	6-2	224	RFr.	Montevallo, AL
82	Hayden Brice	TE	6-3	222	Sr.	Jackson, MS
83	Malcolm Russell	WR	6-0	198	Sr.	Pelham, AL
84	Jackson McFadden	WR	6-1	198	Sr.	Nashville, TN
85	Tyler Fromm	TE	6-5	240	So.	Warner Robins, GA
86	Luke Deal	TE	6-5	255	So.	Greenwood, SC
87	Brandon Frazier	TE	6-7	267	So.	McKinney, TX
89	J.J. Pegues	DT	6-3	308	So.	Oxford, MS
90	Tony Fair	DL	6-1	330	Sr.	South Bend, IN
91	Oscar Chapman	P	6-3	197	So.	Adelaide, Australia
91	Ian Mathews	DL	6-4	267	Fr.	Columbus, GA
92	Marquis Burks	DT	6-3	314	Sr.	Chicago, IL
93	Evan McGuire	K	6-4	229	RFr.	Alabaster, AL
93	Daniel Foster-Allen	DE	6-4	258	RFr.	Mobile, AL
95	Nick Curtis	DT	6-5	210	RFr.	Birmingham, AL
96	Ben Patton	K	5-10	205	So.	Rochester, MI
96	Garrison Walker	DL	6-1	285	So.	Toccoa, GA
97	Jackson Kelly	DL	6-3	256	Fr.	Montgomery, AL
99	T.D. Moultry	Edge	6-2	253	Sr.	Birmingham, AL

NO.	NAME	PRONUNCIATION
9	ZAKOBY McClain	zak-COE-bee
5	DRESHUN Miller	dray-shawn
58	TOBECHI OKOLI	toe-BEE-chee OH-coal-lee
0	Owen PAPPOE	PAP-oh
89	J.J. PEGUES	peg-GEEZ
8	Shaun SHIVERS	SHY-vurs
30	Desmond TISDOL	TIZ-dole
42	Kyle VACCARELLA	VACK-ah-rel-ah
3	ZYKEIVOUS Walker	zy-kee-vee-us
33	JOKO Willis	joe-koe
77	Kilian ZIERER	ZEE-rer

OFFENSE

QB	10	BO NIX (6-3, 214, Jr.)
	1	T.J. Finley (6-7, 246, So.)
RB	4	TANK BIGSBY (6-0, 208, So.)
	8	Shaun Shivers (5-7, 189, Sr.) OR
	27	Jarquez Hunter (5-10, 202, Fr.)
TE	47	JOHN SAMUEL SHENKER (6-4, 249, Sr.)
	86	Luke Deal (6-5, 255, So.) OR
	85	Tyler Fromm (6-5, 240, So.)
WR/X	11	SHEDRICK JACKSON (6-2, 196, Sr.)
	80	Ze'Vian Capers (6-4, 195, So.)
WR/H	6	JA'VARRIUS JOHNSON (5-10, 159, So.) OR
	5	KOBE HUDSON (6-1, 199, So.)
WR/Z	0	DEMETRIS ROBERTSON (6-0, 185, Sr.)
	16	Malcolm Johnson Jr. (6-1, 195, So.)
LT	68	AUSTIN TROXELL (6-7, 305, Sr.)
	77	Kilian Zierer (6-7, 298, Jr.)
LG	71	BRANDON COUNCIL (6-4, 335, Sr.)
	65	Alec Jackson (6-5, 323, Sr.)
C	52	NICK BRAHMS (6-4, 302, Sr.)
	50	Jalil Irvin (6-3, 319, Jr.)
RG	58	KEIONDRE JONES (6-4, 345, So.)
	56	Tashawn Manning (6-4, 335, Sr.)
RT	59	BRODARIOUS HAMM (6-6, 334, Sr.)
	55	Brenden Coffey (6-7, 292, Sr.)

DEFENSE

DE	25	COLBY WOODEN (6-5, 278, So.)
	99	T.D. Moultry (6-2, 253, Sr.)
	3	Zykeivous Walker (6-4, 289, So.)
NT	90	TONY FAIR (6-1, 330, Sr.)
	89	J.J. Pegues (6-3, 308, So.)
DT	50	MARCUS HARRIS (6-2, 279, So.)
	92	Marquis Burks (6-3, 314, Sr.)
DE	29	DERICK HALL (6-3, 251, Jr.)
	55	Ekua Leota (6-4, 240, Jr.)
MLB	0	OWEN PAPPOE (6-1, 226, Jr.)
	31	Chandler Wooten (6-3, 232, Sr.)
WLB	9	ZAKOBY MCCLAIN (6-0, 219, Sr.)
	31	Chandler Wooten (6-3, 232, Sr.)
	32	Wesley Steiner (6-0, 229, So.)
Star	31	CHANDLER WOOTEN (6-3, 232, Sr.)
	35	Cam Riley (6-5, 219, So.) OR
	33	Joko Willis (6-3, 196, RFr.)
CB	23	ROGER McCREARY (6-0, 190, Sr.)
	14	Ro Torrence (6-4, 197, So.)
CB	18	NEHEMIAH PRITCHETT (6-1, 179, Jr.)
	36	Jaylin Simpson (6-1, 175, So.)
S	19	BYDARRIUS KNIGHTEN (6-1, 201, Sr.) OR
	10	ZION PUCKETT (6-0, 209, So.)
S	21	SMOKE MONDAY (6-3, 199, Sr.)
	1	Donovan Kaufman (5-10, 200, RFr.)

SPECIAL TEAMS

PK	26	ANDERS CARLSON (6-5, 220, Sr.)
	96	Ben Patton (5-10, 205, So.)
P	91	OSCAR CHAPMAN (6-3, 197, So.)
	41	Aidan Marshall (6-0, 213, Sr.)
H	84	JACKSON MCFADDEN (6-1, 198, Sr.)
	91	Oscar Chapman (6-3, 197, So.)
LS	67	JACOB QUATTLEBAUM (6-1, 223, Jr.)
	61	Reed Hughes (6-1, 221, RFr.)
PR	6	JA'VARRIUS JOHNSON (5-10, 159, So.)
	0	DEMETRIS ROBERTSON (6-0, 185, Sr.)
KR	8	SHAUN SHIVERS (5-7, 189, Sr.)
	18	NEHEMIAH PRITCHETT (6-1, 179, Jr.)

updated 11/8/21



LAST TIME VS. MISSISSIPPI STATE

Starkville, Miss.
Dec. 12, 2020

AUBURN 24

MISSISSIPPI STATE 10

Score By Quarters	1	2	3	4	OT	Score
Auburn	3	3	3	15		24
Mississippi State	0	3	0	7		10

SCORING PLAYS

1st	6:47	AU	Carlson	27 yd field goal
2nd	5:27	MS	Ruiz	41 yd field goal
2nd	:00	AU	Carlson	37 yd field goal
3rd	4:28	AU	Carlson	45 yd field goal
4th	10:03	AU	Williams	32 yd pass from Nix (Carlson kick)
4th	8:24	MS	Williams	8 yd pass from Rogers (Ruiz kick)
4th	6:03	AU	Nix	3 yd run (Capers pass successful)

	AU	MS
First Downs	19	17
Rushes-Yds (Net)	218	19
Passing Yds (Net)	125	221
Passes Com-Att-Int	15-32-0	30-51-2
Total Offense Plays-Yds	68-343	67-240
Punts (Num-Avg)	6-37.8	5-41.4
Fumbles-Lost	0-0	0-0
Penalties-Yds	8-80	7-90
3rd Down Conversion	5-of-16	4-of-16
Time of Possession	30:56	29:04

RUSHING: (AU) - Bigsby 26-192; Nix 7-24 (TD); Shivers 2-4; TEAM 1-(-2). (MS) - Johnson 5-30; Marks 2-13; Rogers 9-(-24).

PASSING: (AU) - 15-32-125-0 (TD). (MS) - Rogers 30-51-221-2 (TD).

RECEIVING: (AU) - Williams 3-57 (TD); Schwarts 5-32; Stove 5-23; Deal 1-7; Frazier 1-6.

THE LAST TIME VS. MISSISSIPPI STATE AUBURN 24, MISSISSIPPI STATE 10

>> Tank Bigsby rushed for a career-high 192 yards, Bo Nix threw and ran for fourth-quarter touchdowns and Anders Carlson kicked three field goals to lead Auburn to a 24-10 win.

Auburn's defense intercepted two passes and made six sacks while allowing only one TD.

Nix and Seth Williams teamed up twice on third downs on a 95-yard drive, gaining 25 yards on third-and-7 from Auburn's 8-yard line, then connecting on third-and-14 for a 32-yard TD pass to give Auburn a 16-3 lead with 10:03 left in the fourth quarter.

A long kickoff return led to Mississippi State's only touchdown, cutting Auburn's lead to 16-10 with 8:24 to play.

Bigsby rushed on four straight plays, gaining 57 yards, setting up Nix's 3-yard touchdown run. Nix then completed to Ze'Vian Capers for a 2-point conversion to put Auburn ahead 24-10 with 6:03 to play.

Bigsby's 192-yard performance on 26 carries is the third best by an Auburn freshman behind only Travis Tidwell's 222-yard in 1946 and Tommie Agee's 219 yards in 1983.

The Tigers' defense sealed the victory by sacking Mississippi State QB Will Rogers three times on the Bulldogs' final two possessions. Owen Pappoe, Derick Hall and Big Kat Bryant each sacked State's QB in the closing minutes. Pappoe led the Tigers with nine tackles.

Carlson kicked a pair of field goals to give Auburn a 6-3 halftime lead. Carlson's first field goal, a 27-yarder, capped a 15-play drive to make it 3-0 with 6:37 left in the first quarter.

Dre Butler recorded his first sack on the next play. Hall made two sacks. Zion Puckett and Colby Wooden also tallied sacks. Auburn held MSU to 19 rushing yards on 16.

After Puckett's tackle for loss early in the second led to a third-and-12, Roger McCreary intercepted a pass and returned it 28 yards to MSU's 46, but the Tigers were unable to capitalize.

After MSU kicked a field goal for a 3-3 tie, Eli Stove returned the kickoff 47 yards to midfield. The Tigers punted, but Auburn's defense forced a three-and-out. Bigsby's longest run of the night, 34 yards, set up Carlson's 37-yarder gave Auburn a 6-3 lead as the first half expired.

In the third quarter Smoke Monday returned an interception 31 yards to set up Carlson's third field goal, a 45-yarder, giving Auburn a 9-3 lead.

Auburn rushed for more than 200 yards for the fifth time this season, gaining 218 yards on 36 carries.

SERIES HISTORY >> MISSISSIPPI STATE

Series	Auburn, 65-27-2
At Auburn	Auburn, 30-7
At Starkville.....	Auburn, 14-7-1
At Neutral Sites	Auburn, 21-13-1
at Birmingham, Ala.	Auburn 14-11-1
at Columbus, Miss.	Auburn, 1-0
at Jackson, Miss.	Auburn, 5-2
at Montgomery, Ala.	Auburn, 1-0
First Meeting	1905 (Auburn, 18-0)
Most AU points.....	56 (in 1970; in 2019)
Most MS points.....	49 (in 1952)
Combined points	83 in 1952 (MS 49, AU 34)
Current Streak	Auburn, W2

Bryan Harsin vs. Mississippi State 0-0
Mike Leach vs. Auburn.....0-2

Superlatives vs. Mississippi St.

RUSHING ATTEMPTS	39 Kamryn Pettway, 2016 36 Joe Cribbs, 1978	PASSING COMPLETIONS	28 Dameyune Craig, 1996 23 Patrick Nix, 1995 23 Nick Marshall, 2013
RUSHING YARDS	214 Bobby Hunt, 1959 192 Tank Bigsby, 2020	PASSING YARDS	394 Dameyune Craig, 1996 339 Nick Marshall, 2013
RECEPTIONS	10 Tyrone Goodson, 1996 9 Courtney Taylor, 2006	PASSING TOUCHDOWNS	4 Dameyune Craig, 1996 4 Lorán Carter, 1967
RECEIVING YARDS	175 Frank Sanders, 1994 161 Seth Williams, 2019	TEAM BESTS	Rushing Att. 59 (2009) 59 (1989) Rushing Yards.. 405 (2003) Passing Att..... 54 (1997) Passing Comp. 29 (1996) Passing Yards 429 (1996) Total Offense..... 664 (1970)
PASSING ATTEMPTS	54 Dameyune Craig, 1997 41 Dameyune Craig, 1996		

COMPARING AUBURN AND MISSISSIPPI STATE

AUBURN TEAM STATISTICS	AU	OPP	MISSISSIPPI STATE TEAM STATISTICS	MS	OPP
Points/PG	31.3	19.7	Points/PG	28.0	25.3
First Downs	201	179	First Downs	230	137
Rushing/PG	183.6	137.1	Rushing/PG	56.0	102.0
Passing/PG	243.5	224.7	Passing/PG	376.0	220.0
Total Off./PG	427.1	361.9	Total Off./PG	432.0	322.0
Time of Possession	29:10	30:50	Time of Possession	34:47	25:13

INDIVIDUAL LEADERS	RUSHING					INDIVIDUAL LEADERS					RUSHING								
	Att	Net	Avg.	TD		Att	Net	Avg.	TD		Att	Net	Avg.	TD		Att	Net	Avg.	TD
Bigsby	140	735	5.3	7	Marks	82	292	3.6	4	Johnson	62	279	4.5	3					
Hunter	73	544	7.5	3															

PASSING C-A-I	Pct.	Yds.	TD	PASSING C-A-I	Pct.	Yds.	TD
Nix	170-282-3	60.2	19	Rogers	363-483-8	75.2	3307
Finley	17-32-0	53.1	275	2	Lovertich	5-6-0	83.3

RECEIVING	Rec.	Yds.	Avg.	TD	RECEIVING	Rec.	Yds.	Avg.	TD
Hudson	29	383	13.2	1	Polk	71	720	10.1	6
Robertson	27	377	13.9	3	Marks	64	390	6.1	3

DEFENSE U-A-TT	TFL	Int	PBU	DEFENSE U-A-TT	TFL	Int	PBU
McClain	41-30-71	5.5	0	J. Johnson	27-37-64	4.0	0
Wooten	34-27-61	4.0	0	Watson	19-39-58	4.0	0
Monday	29-16-45	7.0	1	Peters	14-34-48	0.0	2

AUBURN - MISSISSIPPI STATE RESULTS

(Auburn leads, 65-27-2)

YEAR	SCORE	SITE	DATE	YEAR	SCORE	SITE	DATE	YEAR	SCORE	SITE	DATE
1905:	AU, 18-0	at Columbus, MS	Oct. 27	1961:	MSU, 11-10	at Birmingham, AL	Nov. 11	1995:	AU, 48-20	at Auburn	Oct. 7
1910:	AU, 6-0	at Auburn	Oct. 8	1962:	AU, 9-3	at Auburn	Nov. 10	1996:	AU, 49-15	at Starkville	Oct. 12
1911:	AU, 11-5	at Birmingham, AL	Oct. 28	1963:	MSU, 13-10	at Jackson, MS	Nov. 9	1997:	MSU, 20-0	at Auburn	Nov. 1
1912:	AU, 7-0	at Birmingham, AL	Oct. 26	1964:	AU, 12-3	at Auburn	Nov. 7	1998:	MSU, 38-21	at Starkville	Oct. 10
1913:	AU, 34-0	at Birmingham, AL	Oct. 18	1965:	AU, 25-18	at Birmingham, AL	Nov. 6	1999:	MSU, 18-16	at Auburn	Oct. 9
1914:	AU, 19-0	at Birmingham, AL	Oct. 24	1966:	AU, 13-0	at Jackson, MS	Nov. 5	2000:	MSU, 17-10	at Starkville	Oct. 7
1915:	AU, 26-0	at Birmingham, AL	Oct. 23	1967:	AU, 36-0	at Auburn	Nov. 11	2001:	AU, 16-14	at Auburn	Oct. 6
1916:	AU, 7-3	at Birmingham, AL	Oct. 28	1968:	AU, 26-0	at Jackson, MS	Sept. 28	2002:	AU, 42-14	at Starkville	Sept. 19
1917:	AU, 13-6	at Birmingham, AL	Oct. 27	1969:	AU, 52-13	at Auburn	Nov. 8	2003:	AU, 45-13	at Auburn	Oct. 18
1919:	AU, 7-0	at Birmingham, AL	Nov. 15	1970:	AU, 56-0	at Birmingham, AL	Nov. 7	2004:	AU, 43-14	at Starkville	Sept. 11
1927:	MSU, 7-0	at Birmingham, AL	Nov. 12	1971:	AU, 30-21	at Auburn	Nov. 6	2005:	AU, 28-0	at Auburn	Sept. 10
1928:	MSU, 13-0	at Birmingham, AL	Nov. 17	1972:	AU, 14-3	at Jackson, MS	Sept. 9	2006:	AU, 34-0	at Starkville	Sept. 9
1930:	MSU, 7-6	at Birmingham, AL	Nov. 15	1973:	AU, 31-17	at Auburn	Nov. 10	2007:	MSU, 19-14	at Auburn	Sept. 8
1937:	AU, 33-7	at Birmingham, AL	Oct. 16	1974:	AU, 24-20	at Jackson, MS	Nov. 9	2008:	AU, 3-2	at Starkville	Sept. 13
1938:	AU, 20-6	at Montgomery, AL	Oct. 14	1975:	*Tie, 21-21	at Auburn	Nov. 8	2009:	AU, 49-24	at Auburn	Sept. 12
1939:	AU, 7-0	at Birmingham, AL	Oct. 14	1976:	*MSU, 28-19	at Jackson, MS	Nov. 6	2010:	AU, 17-14	at Starkville	Sept. 9
1940:	Tie, 7-7	at Birmingham, AL	Oct. 12	1977:	*MSU, 27-13	at Auburn	Nov. 5	2011:	AU, 41-34	at Auburn	Sept. 10
1941:	MSU, 14-7	at Starkville	Nov. 8	1978:	AU, 6-0	at Starkville	Nov. 11	2012:	MSU, 28-10	at Starkville	Sept. 8
1942:	MSU, 6-0	at Birmingham, AL	Oct. 31	1979:	AU, 14-3	at Auburn	Nov. 10	2013:	AU, 24-20	at Auburn	Sept. 14
1944:	MSU, 26-21	at Birmingham, AL	Nov. 11	1980:	MSU, 24-21	at Jackson, MS	Oct. 25	2014:	MSU, 38-23	at Starkville	Oct. 11
1945:	MSU, 20-0	at Birmingham, AL	Oct. 6	1981:	MSU, 21-17	at Auburn	Oct. 24	2015:	MSU, 17-9	at Auburn	Sept. 26
1946:	MSU, 33-0	at Birmingham, AL	Nov. 9	1982:	AU, 35-17	at Starkville	Oct. 23	2016:	AU, 38-14	at Starkville	Oct. 8
1947:	MSU, 14-0	at Birmingham, AL	Nov. 8	1983:	AU, 28-13	at Auburn	Oct. 22	2017:	AU, 49-10	at Auburn	Sept. 30
1948:	MSU, 20-0	at Birmingham, AL	Nov. 6	1984:	AU, 24-21	at Starkville	Oct. 27	2018:	MSU, 23-9	at Starkville	Oct. 6
1949:	AU, 25-6	at Auburn	Nov. 5	1985:	AU, 21-9	at Auburn	Oct. 26	2019:	AU, 56-23	at Auburn	Sept. 28
1950:	MSU, 27-0	at Starkville	Nov. 4	1986:	AU, 35-6	at Starkville	Oct. 25	2020:	AU, 24-10	at Starkville	Dec. 12
1952:	MSU, 49-34	at Auburn	Nov. 8	1987:	AU, 38-7	at Auburn	Oct. 24				
1953:	Tie, 21-21	at Starkville	Oct. 10	1988:	AU, 33-0	at Auburn	Oct. 22				
1955:	AU, 27-26	at Auburn	Nov. 5	1989:	AU, 14-0	at Auburn	Oct. 28				
1956:	AU, 27-20	at Auburn	Nov. 10	1990:	AU, 17-16	at Starkville	Oct. 27				
1957:	AU, 15-7	at Birmingham, AL	Nov. 9	1991:	MSU, 24-17	at Auburn	Oct. 26				
1958:	AU, 33-14	at Auburn	Nov. 8	1992:	MSU, 14-7	at Starkville	Oct. 10				
1959:	AU, 31-0	at Birmingham, AL	Nov. 7	1993:	AU, 31-17	at Auburn	Oct. 9				
1960:	AU, 27-12	at Auburn	Nov. 5	1994:	AU, 42-18	at Starkville	Oct. 8				

at Auburn: AU leads, 30-7
 at Starkville: AU leads, 14-7-1
 at Neutral Sites: AU leads, 21-13-1
 at Birmingham, AL: AU leads, 14-11-1
 at Columbus, MS: AU leads, 1-0
 at Jackson, MS: AU leads, 5-2
 at Montgomery, AL: AU leads, 1-0

GAME-BY-GAME STATISTICS

Last 20 Games

Date	Site	Result	Attend	Rank		AU				Rushing				Passing				Tot Off				MSU		Rushing				Passing				Tot Off			
				AU	MSU	FD	No	Yds	TD	C	A	I	Yds	TD	No	Yds	FD	No	Yds	TD	C	A	I	Yds	TD	No	Yds	FD	No	Yds	TD				
10-6-01	Auburn	W	16-14	86,063	--	--	13	48	214	1	7	13	1	79	0	61	293	16	34	109	0	12	25	1	176	1	59	285							
9-18-02	Starkville	W	42-14	52,583	--	--	19	48	207	3	10	21	0	183	3	69	390	17	31	91	2	20	34	2	232	0	65	323							
10-18-03	Auburn	W	45-13	86,063	19	--	25	56	405	6	12	19	1	148	0	75	553	15	29	102	1	15	30	1	192	1	59	294							
9-11-04	Starkville	W	43-14	51,021	19	--	21	41	283	2	13	22	0	182	4	63	465	13	29	81	0	24	36	1	190	2	65	271							
9-10-05	Auburn	W	28-0	81,921	--	--	16	41	118	1	12	18	0	202	2	59	320	10	38	81	0	12	21	1	126	0	59	208							
9-9-06	Starkville	W	34-0	43,460	4	--	20	36	111	2	22	32	0	277	2	68	388	11	33	79	0	12	25	1	82	0	58	161							
9-15-07	Auburn	L	14-19	82,129	--	--	16	46	216	2	12	22	3	107	0	68	323	14	43	172	1	5	18	0	41	0	61	213							
9-13-08	Starkville	W	3-2	52,911	9	--	14	45	161	0	14	26	0	154	0	71	315	6	30	38	0	10	25	1	78	0	55	116							
9-12-09	Auburn	W	49-24	85,269	--	--	29	59	390	5	11	24	0	199	1	83	589	14	38	167	1	11	21	2	130	1	59	297							
9-9-10	Starkville	W	17-14	54,806	21	--	21	46	190	0	12	21	1	158	2	67	348	16	33	117	2	16	35	1	129	0	68	246							
9-10-11	Auburn	W	41-34	87,451	--	--	21	36	235	2	16	23	1	146	2	59	381	31	63	333	2	21	32	1	198	1	97	531							
9-8-12	Starkville	L	10-28	56,111	--	--	15	39	91	0	13	22	3	125	0	61	216	23	36	166	1	20	29	0	222	3	65	216							
9-14-13	Auburn	W	24-20	85,817	--	--	22	36	120	0	23	34	2	339	2	70	459	19	40	202	3	15	28	0	213	0	68	415							
10-11-14	Starkville	L	23-38	62,945	2	3	25	43	232	0	17	35	2	209	2	78	441	24	44	223	4	18	35	3	246	1	79	469							
9-26-15	Auburn	L	9-17	87,451	--	--	25	50	201	0	20	28	1	188	0	78	389	18	21	56	0	29	41	0	270	2	62	326							
10-8-16	Starkville	W	38-14	60,102	--	--	22	56	228	3	14	18	1	204	1	74	432	16	33	106	0	18	35	1	186	2	68	289							
9-30-17	Auburn	W	49-10	86,901	13	24	14	39	244	4	14	17	0	267	2	56	511	18	47	194	0	13	37	2	157	1	84	351							
10-6-18	Starkville	L	9-23	60,635	8	--	15	21	90	0	19	38	0	214	0	59	304	22	57	349	2	9	17	1	69	0	74	418							
9-28-19	Auburn	W	56-23	87,451	7	--	25	45	217	6	18	24	0	361	2	69	578	21	38	118	1	13	26	0	216	2	64	334							
12-12-20	Starkville	W	24-10	12,986	--	--	19	36	218	1	15	32	0	125	1	68	343	17	16	19	0	30	51	2	221	1	67	240							

CAREER STATS VS. MISSISSIPPI STATE

PASSING

Player	C-A-I	TD	Yds.	Yds/Gm
Bo Nix	31-53-0	3	460	230

RUSHING

Player	No.	Yds.	Avg/Carry	TD
Tank Bigsby	26	192	7.4	0
Bo Nix	14	80	5.7	2
Shaun Shivers	7	34	4.8	0

RECEIVING

Player	No.	Yds.	Avg/Catch	TD
Luke Deal	1	7	7.0	0
Brandon Frazier	1	6	6.0	0
John Samuel Shenker	1	26	26.0	0

PUNT RETURNS

Player	No.	Yds.	Avg/Return	TD
NONE				

KICK RETURNS

Player	No.	Yds.	Avg/Return	TD
NONE				

DEFENSIVE

Player	UA	A	Total	Misc.
Marquis Burks	-	-	-	QBH
Dre Butler	1	-	1	1.0 TFL
Anders Carlson	1	-	1	--
Derick Hall	3	-	3	2.0 TFL / 2.0 SACK
Zakoby McClain	7	5	12	--
Roger McCreary	4	1	5	2 PBU / INT
Smoke Monday	7	5	12	1.0 TFL / INT
T.D. Moultry	1	1	2	--
Owen Pappoe	6	5	11	2.0 TFL / FF
Nehemiah Pritchett	2	1	3	2 PBU
Zion Puckett	2	2	4	1.0 TFL
Cam Riley	1	-	1	--
Jaylin Simpson	2	3	5	--
Ladarius Tennison	2	4	6	--
Jeremiah Wright	-	1	1	--
Colby Wooden	1	1	2	1.0 TFL
Chandler Wooten	3	2	5	1.0 TFL

PUNTING

Player	No.	Yds.	Avg/Punt	Long
Oscar Chapman	6	227	37.8	47
Aidan Marshall	3	109	36.3	47

KICKING

Player	PAT	FGA-FGM	Long FG	Total Points
Anders Carlson	9	7-6	47	27

ARKON (2-7, 1-4 MAC)

Sept 4	@Auburn (SECN+)	L, 10-60
Sept 11	TEMPLE (ESPN+)	L, 24-45
Sept 18	BRYANT (ESPN3)	W, 35-14
Sept 25	@Ohio State (BTN)	L, 7-59
Oct 2	OHIO (ESPN3)	L, 17-34
Oct 9	@Bowling Green (ESPN+)	W, 35-20
Oct 16	@Miami (OH) (ESPN+)	L, 21-34
Oct 23	BUFFALO (ESPN+)	L, 10-45
Nov 2	BALL STATE (CBSS)	L, 25-31
Nov 9	@WMU (CBSS)	600 pm
Nov 20	KENT STATE	1100 am
Nov 27	@Toledo	TBA

ALABAMA STATE (3-5, 2-4 SWAC)

Sept 4	MILES	W, 14-13 (OT)
Sept 11	@Auburn (SECN)	L, 0-62
Sept 25	BETHUNE-COOKMAN	W, 41-24
Oct 2	@Florida A&M	L, 0-28
Oct 9	UAPB	W, 35-15
Oct 16	@Jackson State	L, 7-28
Oct 30	ALABAMA A&M	L, 28-42
Nov 6	@Prairie View A&M	L, 20-24
Nov 13	@Mississippi Valley State	100 pm
Nov 20	@TEXAS SOUTHERN	200 pm

PENN STATE (6-3, 3-3 BIG TEN)

Sept 4	@Wisconsin (FOX)	W, 16-10
Sept 11	BALL STATE (FS1)	W, 44-13
Sept 18	AUBURN (ABC)	W, 28-20
Sept 25	VILLANOVA (BTN)	W, 38-17
Oct 2	INDIANA (ABC)	W, 24-0
Oct 9	@Iowa (FOX)	L, 20-23
Oct 23	ILLINOIS (ABC)	L, 18-20 (9OT)
Oct 30	@Ohio State (ABC)	L, 24-33
Nov 6	@Maryland (FS1)	W, 31-14
Nov 13	MICHIGAN (ABC)	1100 am
Nov 20	RUTGERS	TBA
Nov 27	@Michigan State	TBA

GEORGIA STATE (4-5, 3-2 SUN BELT)

Sept 4	ARMY (ESPN)	L, 10-43
Sept 11	@North Carolina (ESPN3)	L, 17-59
Sept 18	CHARLOTTE (ESPN+)	W, 20-9
Sept 25	@Auburn (SECN)	L, 24-34
Oct 2	APPALACHIAN ST (ESPN+)	L, 16-45
Oct 9	@ULM (ESPN+)	W, 55-21
Oct 23	TEXAS STATE (ESPN+)	W, 28-16
Oct 30	@Georgia Southern (ESPN3)	W, 21-14
Nov 4	@Louisiana (ESPN)	L, 17-21
Nov 13	@Coastal Carolina (ESPN+)	100 pm
Nov 20	ARKANSAS STATE	1100 am
Nov 27	TROY	TBA

LSU (4-5, 2-4 SEC)

Sept 4	@UCLA (FOX)	L, 27-38
Sept 11	MCNEESE (SECN+)	W, 34-7
Sept 18	CENTRAL MICH (SECN)	W, 49-21
Sept 25	@Mississippi State (ESPN)	W, 28-25
Oct 2	AUBURN (ESPN)	L, 19-24
Oct 9	@Kentucky (SECN)	L, 21-42
Oct 16	FLORIDA (ESPN)	W, 49-42
Oct 23	@Ole Miss (CBS)	L, 17-31
Nov 6	@Alabama (ESPN)	L, 14-20
Nov 13	ARKANSAS (SECN)	630 pm
Nov 20	ULM	TBA
Nov 27	TEXAS A&M	TBA

GEORGIA (9-0, 7-0 SEC)

Sept 4	vs Clemson (ABC)	W, 10-3
Sept 11	UAB (ESPN2)	W, 56-7
Sept 18	SOUTH CAROLINA (ESPN)	W, 40-13
Sept 25	@Vanderbilt (SECN)	W, 62-0
Oct 2	ARKANSAS (ESPN)	W, 37-0
Oct 9	@Auburn (CBS)	W, 34-10
Oct 16	KENTUCKY (CBS)	W, 30-13
Oct 30	vs Florida (CBS)	W, 34-7
Nov 6	MISSOURI (ESPN)	W, 43-6
Nov 13	@Tennessee (CBS)	230 pm
Nov 20	CHARLESTON SOUTHERN	TBA
Nov 27	@Georgia Tech	TBA

ARKANSAS (6-3, 2-3 SEC)

Sept 4	RICE (SECN+)	W, 38-17
Sept 11	TEXAS (ESPN)	W, 40-21
Sept 18	GA SOUTHERN (SECN)	W, 45-10
Sept 25	vs Texas A&M (CBS)	W, 20-10
Oct 2	@Georgia (ESPN)	L, 0-37
Oct 9	@Ole Miss (ESPN)	L, 51-52
Oct 16	AUBURN (CBS)	L, 23-38
Oct 23	vs UAPB (SECN)	W, 45-3
Nov 6	MISSISSIPPI STATE	W, 31-28
Nov 13	@LSU (SECN)	630 pm
Nov 20	@Alabama	TBA
Nov 26	MISSOURI	TBA

OLE MISS (7-2, 3-2 SEC)

Sept 4	vs Louisville (ESPN)	W, 43-24
Sept 11	AUSTIN PEAY (ESPN+)	W, 54-17
Sept 18	TULANE (ESPN2)	W, 61-21
Oct 2	@Alabama (CBS)	L, 21-42
Oct 9	ARKANSAS (ESPN)	W, 52-51
Oct 16	@Tennessee (SECN)	W, 31-26
Oct 23	LSU (CBS)	W, 31-17
Oct 30	@Auburn (ESPN)	L, 20-31
Nov 6	LIBERTY (SECN)	W, 27-14
Nov 13	TEXAS A&M (ESPN)	600 pm
Nov 20	VANDERBILT	TBA
Nov 25	@Mississippi State (ESPN)	630 pm

TEXAS A&M (7-2, 4-2 SEC)

Sept 4	KENT STATE (ESPNU)	W, 41-10
Sept 11	@Colorado (FOX)	W, 10-7
Sept 18	NEW MEXICO (SECN)	W, 34-0
Sept 25	vs Arkansas (CBS)	L, 10-20
Oct 2	MISSISSIPPI ST (CBS)	L, 22-26
Oct 9	ALABAMA (CBS)	W, 41-38
Oct 16	@Missouri (SECN)	W, 35-14
Oct 23	SOUTH CAROLINA	W, 44-14
Nov 6	AUBURN (CBS)	W, 20-3
Nov 13	@Ole Miss (ESPN)	600 pm
Nov 20	PRAIRIE VIEW A&M	TBA
Nov 27	@LSU	TBA

MISSISSIPPI STATE (5-4, 3-4 SEC)

Sept 4	LA TECH (ESPNU)	W, 35-34
Sept 11	NC STATE (ESPN2)	W, 24-10
Sept 18	@Memphis (ESPN2)	L, 29-31
Sept 25	LSU (ESPN)	L, 25-28
Oct 2	@Texas A&M (CBS)	W, 26-22
Oct 16	ALABAMA (ESPN)	L, 9-49
Oct 23	@Vanderbilt (SECN)	W, 45-6
Oct 30	KENTUCKY (SECN)	W, 31-17
Nov 6	@Arkansas (SECN)	L, 28-31
Nov 13	@Auburn (ESPN)	1100 am
Nov 20	TENNESSEE STATE	TBA
Nov 25	OLE MISS (ESPN)	630 PM

SOUTH CAROLINA (5-4, 2-4 SEC)

Sept 4	EASTERN ILLINOIS (SECN+)	W, 46-0
Sept 11	@East Carolina (ESPN2)	W, 20-17
Sept 18	@Georgia (ESPN)	L, 13-40
Sept 25	KENTUCKY (ESPN2)	L, 10-16
Oct 2	TROY (SECN)	W, 23-14
Oct 9	@Tennessee (ESPN2)	L, 20-45
Oct 16	VANDERBILT (SECN)	W, 21-20
Oct 23	@Texas A&M (SECN)	L, 14-44
Nov 6	FLORIDA (SECN)	W, 40-17
Nov 13	@Missouri (SECN)	300 pm
Nov 20	AUBURN	TBA
Nov 27	CLEMSON	TBA

ALABAMA (8-1, 5-1 SEC)

Sept 4	vs Miami (ABC)	W, 44-13
Sept 11	MERCER (SECN)	W, 48-14
Sept 18	@Florida (CBS)	W, 31-29
Sept 25	SOUTHERN MISS (SECN)	W, 63-14
Oct 2	OLE MISS (CBS)	W, 42-21
Oct 9	@Texas A&M (CBS)	L, 38-41
Oct 16	@Mississippi State (ESPN)	W, 49-9
Oct 23	TENNESSEE (ESPN)	W, 52-24
Nov 6	LSU (ESPN)	W, 20-14
Nov 13	NEW MEXICO ST (SECN)	1100 am
Nov 20	ARKANSAS	TBA
Nov 27	@Auburn	TBA

BRYAN HARSIN » HEAD COACH



HARSIN FILE

>> Bryan Harsin was named the 28th head football coach in Auburn's 127-year history on December 22, 2020. Harsin spent the previous seven seasons as head coach at Boise State, where he compiled a 69-19 record while winning three Mountain West Conference titles.

>> A former Boise State quarterback, assistant coach and offensive coordinator, Harsin is 81-26 overall as a head coach - including one season at Arkansas State - and has directed his programs to bowl games each season.

>> His impressive resume at Boise saw him led the Broncos to five 10-win seasons, seven consecutive bowl appearances and six MWC West Division Championships.

>> In his BSU debut season Harsin led his alma mater back to where it rose to national prominence. Boise State went 12-2 in 2014, winning its first outright Mountain West Championship and capping the campaign with a 38-30 victory over Arizona in the 2014 VIZIO Fiesta Bowl.

>> The only alumnus to lead the Broncos as head coach in the history of Boise State, Harsin has won conference championships as a student-athlete, assistant coach and head coach.

>> Boise State also captured MW titles in 2017 and 2019, giving Harsin three in six seasons. In 2017, the Broncos capped the championship campaign with a 38-28 victory over Oregon in the Las Vegas Bowl. The Broncos concluded the year at 11-3 overall and ranked No. 22 in both the Associated Press and Coaches Polls.

>> For his efforts in 2014, Harsin was named a finalist for the Paul "Bear Bryant" National Coach of the Year Award, the Eddie Robinson National Coach of the Year Award and the Dodd Trophy, given annually by the Bobby Dodd National Coach of the Year Foundation. He was also named the nation's top first-year head coach by the Football Writers Association of America.

>> Harsin earned his first head coaching opportunity at Arkansas State in 2013, which claimed a share of the Sun Belt Conference championship and a berth in the GoDaddy.com Bowl that season.

COACH HARSIN

Hometown.....Boise, Idaho
 College.....Boise State (2000)
 Family.....Wife: Kes
Daughters: Devyn Lynn and Dayn MyKena
Son: Davis

COACHING CAREER

Year	School	Position
2021	Auburn	Head Coach
2014-20	Boise State	Head Coach
2013	Arkansas State	Head Coach
2011-12	Texas	Co-Off. Coordinator/QB
2006-10	Boise State	Offensive Coordinator/QB
2002-05	Boise State	Tight Ends
2001	Boise State	Graduate Assistant
2000	Eastern Oregon	RB/WR

CHAMPIONSHIPS

Year	School	Championship
2019	Boise State	Mountain West
2017	Boise State	Mountain West
2014	Boise State	Mountain West
2013	Arkansas State	co-Sun Belt
2010	Boise State	WAC
2009	Boise State	WAC
2008	Boise State	WAC
2006	Boise State	WAC
2005	Boise State	WAC
2004	Boise State	WAC
2003	Boise State	WAC
2002	Boise State	WAC

YEAR	SCHOOL	REC.	CONF.	NOTES
2013	Arkansas State	7-5	5-2	Co-Sun Belt Champion
2014	Boise State	12-2	7-1	MW Champs/Fiesta Bowl Champs
2015	Boise State	9-4	5-3	Poinsettia Bowl Champions
2016	Boise State	10-3	6-2	Cactus Bowl
2017	Boise State	11-3	7-1	MW Champs/Las Vegas Bowl Champs
2018	Boise State	10-3	7-1	MW Champ Game
2019	Boise State	12-2	8-0	MW Champs/Las Vegas Bowl
2020	Boise State	5-2	5-0	MW Champ Game
2021	Auburn	6-3	3-2	-
TOTAL	(8 years)	82-27 (.752)	53-12 (.815)	

HARSIN VS. ALL OPPONENTS

Air Force	4-3
Akron	1-0
Alabama State	1-0
Arizona	1-0
Arkansas	1-0
Arkansas-Pine Bluff	1-0
Auburn	0-1
Baylor	0-1
BYU	4-3
Colorado State	7-0
Connecticut	2-0
Florida State	1-0
Fresno State	4-2
Georgia	0-1
Georgia State	2-0
Hawaii	5-0
Idaho	1-0
Idaho State	1-0
Louisiana-Lafayette	2-1
Louisiana-Monroe	1-0
LSU	1-0
Marshall	1-0
Memphis	0-1
Missouri	0-1
Nevada	3-0
New Mexico	5-1
Northern Illinois	1-0
Oklahoma State	0-1
Ole Miss	1-1
Oregon	1-0
Oregon State	1-0
Penn State	0-1
Portland State	1-0
San Diego State	3-1
San Jose State	2-1
South Alabama	1-0
Texas A&M	0-1
Texas State	1-0
Troy	3-0
UNLV	3-0
Utah State	6-1
Virginia	1-1
Washington	1-1
Washington State	1-1
Western Kentucky	0-1
Wyoming	6-1

82-27

2013

7-5, 5-2 SUN BELT
ARKANSAS STATE

8/31	ARKANSAS-PB	JONESBORO	NR/NR	62-11	W	30,451
9/7	at Auburn	Auburn, AL	NR/NR	9-38	L	83,246
9/12	* TROY	JONESBORO	NR/NR	41-34	W	26,012
9/21	at Memphis	Memphis, TN	NR/NR	7-31	L	36,279
9/28	at Missouri	Columbia, MO	NR/NR	19-41	L	62,468
10/12	IDAHO	JONESBORO	NR/NR	48-24	W	26,781
10/22	* LOUISIANA-LA	JONESBORO	NR/NR	7-23	L	24,578
11/2	* at South Alabama	Mobile, AL	NR/NR	17-16	W	18,228
11/9	* at Louisiana-Monroe	Monroe, LA	NR/NR	42-14	W	13,427
11/16	* TEXAS STATE	JONESBORO	NR/NR	38-21	W	23,143
11/23	* GEORGIA STATE	JONESBORO	NR/NR	35-33	W	18,512
11/30	* at Western Kentucky	Bowling Green, KY	NR/NR	31-34	L	

Note: Arkansas State accepted a bid to the GoDaddy.com Bowl, but Harsin did not coach in the game, having already been named Boise State head coach

2014

12-2, 7-1 MWC
BOISE STATE

16th AP, 16th USA Today

MOUNTAIN WEST CHAMPION
MW MOUNTAIN CHAMPION

8/28	vs. Ole Miss	Atlanta, GA	NR/18	13-35	L	32,823
9/6	* COLORADO STATE	BOISE	NR/NR	37-24	W	34,910
9/13	at UCONN	East Hartford, CT	NR/NR	38-21	W	30,098
9/20	LOUISIANA-LA	BOISE	NR/NR	34-9	W	33,337
9/27	* at Air Force	Colorado Springs, CO	NR/NR	14-28	L	30,012
10/4	* at Nevada	Reno, NV	NR/NR	51-46	W	32,327
10/17	* FRESNO STATE	BOISE	NR/NR	37-27	W	35,008
10/24	* BYU	BOISE	NR/NR	55-30	W	36,752
11/8	* at New Mexico	Albuquerque, NM	NR/NR	60-49	W	21,089
11/15	* SAN DIEGO STATE	BOISE	NR/NR	38-29	W	27,478
11/22	* at Wyoming	Laramie, WY	NR/NR	63-14	W	15,821
11/29	* UTAH STATE	BOISE	25/NR	50-19	W	33,940
MWC CHAMPIONSHIP GAME						
12/6	FRESNO STATE	BOISE	22/NR	28-14	W	26,101
FIESTA BOWL						
12/31	vs. Arizona	Glendale, AZ	21/12	38-30	W	66,896

2015

9-4, 5-2 MWC
BOISE STATE

9/4	WASHINGTON	BOISE	23/NR	16-13	W	36,836
9/12	at BYU	Provo, UT	20/NR	24-35	L	63,470
9/18	IDAHO STATE	BOISE	NR/NR	52-0	W	33,868
9/25	at Virginia	Charlottesville, VA	NR/NR	56-14	W	42,427
10/3	* HAWAII	BOISE	NR/NR	55-0	W	35,907
10/10	* at Colorado State	Fort Collins, CO	24/NR	41-10	W	26,117
10/16	* at Utah State	Logan, UT	21/NR	26-52	L	22,509
10/24	* WYOMING	BOISE	NR/NR	34-14	W	31,946
10/31	* at UNLV	Whitney, NV	NR/NR	55-27	W	14,315
11/14	* NEW MEXICO	BOISE	NR/NR	24-31	L	32,780
11/20	* AIR FORCE	BOISE	NR/NR	30-37	L	30,332
11/27	* at San Jose State	San Jose, CA	NR/NR	40-23	W	15,770
POINSETTIA BOWL						
12/23	vs. Northern Illinois	San Diego, CA	NR/NR	55-7	W	21,501

2016

10-3, 6-2 MWC
BOISE STATE

MW MOUNTAIN CO-CHAMPION

9/3	at Louisiana-La.	Lafayette, LA	NR/NR	45-10	W	22,661
9/10	WASHINGTON ST.	BOISE	NR/NR	31-28	W	36,163
9/24	at Oregon State	Corvallis, OR	NR/NR	38-24	W	42,846
10/1	* UTAH STATE	BOISE	24/NR	21-10	W	36,602
10/7	* at New Mexico	Albuquerque, NM	19/NR	49-21	W	20,090
10/15	* COLORADO STATE	BOISE	15/NR	28-23	W	33,448
10/20	BYU	BOISE	14/NR	28-27	W	34,575
10/29	* at Wyoming	Laramie, WY	13/NR	28-30	L	26,023
11/4	* SAN JOSE STATE	BOISE	24/NR	45-31	W	31,863
11/12	* at Hawaii	Honolulu, HI	24/NR	52-16	W	22,731
11/18	* UNLV	BOISE	22/NR	42-25	W	32,989
11/25	* at Air Force	Colorado Springs, CO	19/NR	20-27	L	23,56
CACTUS BOWL						
12/27	vs. Baylor	Phoenix, AZ	NR/NR	12-31	L	33,328

2017		11-3, 7-1 MWC BOISE STATE				
22nd AP, 22nd USA Today						
MOUNTAIN WEST CHAMPION						
MW MOUNTAIN CHAMPION						
9/2	TROY	BOISE	NR/NR	24-13	W	31,581
9/9	at Washington State	Pullman, WA	NR/20	44-47	L OT	32,631
9/14	* NEW MEXICO	BOISE	NR/NR	28-14	W	28,385
9/22	VIRGINIA	BOISE	NR/NR	23-42	L	33,947
10/6	at BYU	PROVO, UT	NR/NR	24-7	W	59,753
10/14	* at San Diego State	San Diego, CA	NR/19	31-14	W	49,053
10/21	* WYOMING	BOISE	NR/NR	24-14	W	35,565
10/28	* at Utah State	Logan, UT	NR/NR	41-14	W	19,012
11/4	* NEVADA	BOISE	NR/NR	41-14	W	30,858
11/11	* at Colorado State	Fort Collins, CO	NR/NR	59-52	W OT	32,166
11/18	* AIR FORCE	BOISE	NR/NR	44-19	W	33,030
11/25	* at Fresno State	Fresno, CA	25/NR	17-28	L	31,526
MWC CHAMPIONSHIP GAME						
12/2	FRESNO STATE	BOISE	NR/25	17-14	W	24,515
LAS VEGAS BOWL						
12/16	vs. Oregon	Whitney, NV	25/NR	38-28	W	36,432

2018		10-3, 7-1 MWC BOISE STATE				
24th AP, 23rd USA Today						
MW MOUNTAIN CHAMPION						
9/1	at Troy	Troy, AL	22/NR	56-20	W	29,612
9/8	UCONN	BOISE	20/NR	62-7	W	34,515
9/15	at Oklahoma State	Stillwater, OK	17/24	21-44	L	54,974
9/29	* at Wyoming	Laramie, WY	NR/NR	34-14	W	22,271
10/6	* SAN DIEGO STATE	BOISE	NR/NR	13-19	L	36,619
10/13	* at Nevada	Reno, NV	NR/NR	31-27	W	21,431
10/19	* COLORADO STATE	BOISE	NR/NR	56-28	W	32,299
10/27	* at Air Force	Colorado Springs, CO	NR/NR	48-38	W	27,753
11/3	BYU	BOISE	NR/NR	21-16	W	35,241
11/9	* FRESNO STATE	BOISE	NR/16	24-17	W	33,118
11/16	* at New Mexico	Albuquerque, NM	23/NR	45-14	W	16,883
11/24	* UTAH STATE	BOISE	21/14	33-24	W	35,960
MWC CHAMPIONSHIP GAME						
12/1	FRESNO STATE	BOISE	19/25	16-19	L OT	23,662

2019		12-2, 8-0 MWC BOISE STATE				
22nd AP, 23rd USA Today						
MOUNTAIN WEST CHAMPION						
MW MOUNTAIN CHAMPION						
8/31	at Florida State	Tallahassee, FL	NR/NR	36-21	W	50,917
9/6	MARSHALL	BOISE	24/NR	14-7	W	31,951
9/14	PORTLAND STATE	BOISE	22/NR	45-10	W	31,068
9/20	* AIR FORCE	BOISE	20/NR	30-19	W	36,498
10/5	* at UNLV	Whitney, NV	16/NR	38-13	W	24,681
10/12	* HAWAII	BOISE	14/NR	59-37	W	36,902
10/19	at BYU	Provo, UT	14/NR	25-28	L	58,930
11/2	* at San Jose State	San Jose, CA	21/NR	52-42	W	19,184
11/9	* WYOMING	BOISE	21/NR	20-17	W OT	33,018
11/16	* NEW MEXICO	BOISE	19/NR	42-9	W	31,492
11/23	* at Utah State	Logan, UT	20/NR	56-21	W	18,315
11/29	* at Colorado State	Fort Collins, CO	20/NR	31-24	W	12,324
MWC CHAMPIONSHIP GAME						
12/7	HAWAII	BOISE	19/NR	31-10	W	23,561
LAS VEGAS BOWL						
12/21	vs. Washington	Whitney, NV	19/NR	7-38	L	34,197

2020		5-2, 5-0 MWC BOISE STATE				
10/24	* UTAH STATE	BOISE	NR/NR	42-13	W	0
10/31	* at Air Force	Colorado Springs, CO	25/NR	49-30	W	500
11/6	BYU	BOISE	21/9	17-51	L	1,100
11/12	* COLORADO STATE	BOISE	NR/NR	52-21	W	1,100
11/21	* at Hawaii	Honolulu, HI	NR/NR	40-32	W	0
12/12	* at Wyoming	Laramie, WY	NR/NR	17-9	W	2,978
MWC CHAMPIONSHIP GAME						
12/19	vs. San Jose State	Whitney, NV	NR/24	20-34	L	0

2021		6-3, 3-2 SEC AUBURN				
9/4	AKRON	AUBURN	NR/NR	60-10	W	83,821
9/11	ALABAMA STATE	AUBURN	25/NR	62-0	W	82,745
9/18	at Penn State	College State, PA	22/10	20-28	L	109,958
9/25	GEORGIA STATE	AUBURN	23/NR	34-24	W	86,650
10/2	at LSU	Baton Rouge, LA	22/NR	24-19	W	97,717
10/9	GEORGIA	AUBURN	18/2	10-34	L	87,451
10/16	at Arkansas	Fayetteville, AR	NR/17	38-23	W	73,370
10/30	OLE MISS	AUBURN	18/10	31-20	W	87,451
11/6	at Texas A&M	College Station, TX	12/13	3-20	L	109,835

AUBURN TEAM SUPERLATIVES UNDER HARSIN

Most Points		Most Passes Completed			
1.	62 vs. Alabama State	9-11-21	1.	24 at LSU	10-2-21
2.	60 vs. Akron	9-4-21	2.	24 vs. Georgia	10-9-21
3.	38 at #17 Arkansas	10-16-21	3.	22 vs. Akron	9-4-21
4.	34 vs. Georgia State	9-25-21	22 vs. Georgia State	9-25-21	
5.	31 vs. #10 Ole Miss	10-30-21	22 vs. #10 Ole Miss	10-30-21	
Fewest Points Allowed		Fewest Passes Attempted, Opponent			
1.	0 vs. Alabama State	9-11-21	1.	21 vs. Georgia	10-9-21
2.	10 vs. Akron	9-4-21	2.	24 vs. Georgia State	9-25-21
3.	19 at LSU	10-2-21	3.	27 vs. Akron	9-4-21
4.	20 vs. #10 Ole Miss	10-30-21	4.	29 vs. Alabama State	9-11-21
5.	23 at #17 Arkansas	10-16-21	29 at #13 Texas A&M	11-6-21	
Most First Downs		Fewest Passes Completed, Opponent			
1.	30 vs. #10 Ole Miss	10-30-21	1.	12 vs. Georgia State	9-25-21
2.	28 vs. Akron	9-4-21	2.	14 vs. Georgia	10-9-21
3.	24 at #10 Penn State	9-18-21	3.	15 at #13 Texas A&M	11-6-21
4.	23 at LSU	10-2-21	4.	19 vs. Alabama State	9-11-21
5.	21 vs. Alabama State	9-11-21	21 at #17 Arkansas	10-16-21	
21 vs. Georgia State	9-25-21	Most Passing Yards			
Fewest First Downs Allowed		1.	297 vs. Akron	9-4-21	
1.	11 vs. Alabama State	9-11-21	2.	292 at #17 Arkansas	10-16-21
2.	12 vs. Akron	9-4-21	3.	290 at LSU	10-2-21
3.	18 at #13 Texas A&M	11-6-21	4.	276 vs. #10 Ole Miss	10-30-21
4.	19 at LSU	10-2-21	5.	273 vs. Georgia	10-9-21
5.	20 vs. Georgia State	9-25-21	Fewest Passing Yards Allowed		
Most Rushing Attempts		1.	117 vs. Georgia State	9-25-21	
1.	46 vs. #10 Ole Miss	10-30-21	2.	130 vs. Alabama State	9-11-21
2.	40 at #10 Penn State	9-18-21	3.	191 vs. Akron	9-4-21
3.	39 vs. Alabama State	9-11-21	4.	192 at #13 Texas A&M	11-6-21
4.	35 vs. Georgia State	9-25-21	5.	228 at #17 Arkansas	10-16-21
35 at #17 Arkansas	10-16-21	Most Total Offense			
Fewest Rushing Attempts, Opponent		1.	613 vs. Akron	9-4-21	
1.	25 at LSU	10-2-21	2.	538 vs. Alabama State	9-11-21
2.	29 vs. Alabama State	9-11-21	3.	483 vs. #10 Ole Miss	10-30-21
3.	33 at #10 Penn State	9-18-21	4.	453 at LSU	10-2-21
4.	35 at #13 Texas A&M	11-6-21	5.	427 at #17 Arkansas	10-16-21
5.	36 vs. Akron	9-4-21	Fewest Total Yards Allowed		
Most Rushing Yards		1.	176 vs. Alabama State	9-11-21	
1.	364 vs. Alabama State	9-11-21	2.	188 vs. Akron	9-4-21
2.	316 vs. Akron	9-4-21	3.	361 at LSU	10-2-21
3.	207 vs. #10 Ole Miss	10-30-21	4.	384 vs. Georgia State	9-25-21
4.	166 vs. Georgia State	9-25-21	5.	386 at #10 Penn State	9-18-21
5.	163 at LSU	10-2-21	Punting Average (Min. of 4)		
Fewest Rushing Yards Allowed		1.	48.5 at #10 Penn State	9-18-21	
1.	-3 vs. Akron	9-4-21	2.	47.8 at #17 Arkansas	10-16-21
2.	36 at LSU	10-2-21	3.	46.4 vs. Georgia State	9-4-21
3.	46 vs. Alabama State	9-11-21	4.	46 vs. Georgia	10-9-21
4.	157 vs. #10 Ole Miss	10-30-21	Most Time of Possession		
5.	182 at #10 Penn State	9-18-21	1.	33:25 vs. #10 Ole Miss	10-30-21
Most Passes Attempted		2.	31:42 at #10 Penn State	9-18-21	
1.	48 at LSU	10-2-21	3.	30:23 vs. Georgia State	9-25-21
2.	43 vs. Georgia State	9-25-21	4.	30:03 at #17 Arkansas	10-16-21
43 vs. Georgia	10-9-21	5.	29:56 at #13 Texas A&M	11-6-21	
4.	41 at #13 Texas A&M	11-6-21			
5.	39 at #10 Penn State	9-18-21			

HARSIN ERA RECORDS

2021All-Time		
Jordan-Hare Stadium.....	4-1.....	4-1
Away.....	2-2.....	2-2
Neutral.....	0-0.....	0-0
SEC (reg. season only).....	3-2.....	3-2
West.....	3-1.....	3-1
East.....	0-1.....	0-1
Non-Conference.....	3-1.....	3-1
Overtime Games.....	0-0.....	0-0
Day Games.....	3-2.....	3-2
Night Games.....	3-1.....	3-1
August.....	0-0.....	0-0
September.....	3-1.....	3-1
October.....	3-1.....	3-1
November.....	0-1.....	0-1
December/January.....	0-0.....	0-0
AU scores first.....	4-2.....	4-2
Opponent scores first.....	2-1.....	2-1
Leading at half.....	4-0.....	4-0
Trailing at half.....	2-2.....	2-2
Tied at half.....	0-1.....	0-1
Leading after 3rd.....	4-0.....	4-0
Trailing after 3rd.....	2-3.....	2-3
Tied after 3rd.....	0-0.....	0-0
Scoring less than 20 pts.....	0-2.....	0-2
Scoring 20+ pts.....	6-1.....	6-1
Scoring 30+ pts.....	5-0.....	5-0
Allowing less than 20 pts.....	3-0.....	3-0
Allowing 20+ pts.....	3-3.....	3-3
Allowing 30+ pts.....	0-1.....	0-1
Rushing for <100 yds.....	0-2.....	0-2
Rushing for 100+ yds.....	6-1.....	6-1
Rushing for 200+ yds.....	3-0.....	3-0
Passing for 200+ yds.....	4-1.....	4-1
Passing for 300+ yds.....	0-0.....	0-0
Totalling less than 300 yds.....	0-1.....	0-1
300+ yds of total offense.....	6-2.....	6-2
400+ yds of total offense.....	6-0.....	6-0
500+ yds of total offense.....	2-0.....	2-0
Allowing <100 yds rushing.....	3-1.....	3-1
Allowing <300 yds total offense.....	2-0.....	2-0
Allowing 300+ yds total offense.....	4-3.....	4-3
Have a 100-yd rusher.....	3-1.....	3-1
Opp. have a 100-yd rusher.....	1-1.....	1-1
AU out-rushes opp.....	4-1.....	4-1
AU is out-rushed.....	2-2.....	2-2
Rushing yards tied.....	0-0.....	0-0
AU out-passes opp.....	4-1.....	4-1
AU is out-passed.....	2-2.....	2-2
vs. AP Top 5.....	0-1.....	0-1
vs. AP Top 10.....	1-2.....	1-2
vs. AP Top 25.....	2-3.....	2-3

MISC. UNDER HARSIN

Longest Scoring Drive

BY PLAYS: 17 vs #2 Georgia, 10-9-21

BY TIME: 7:42 vs. Alabama State, 9-11-21

BY YARDS: 98 vs. Georgia State, 9-25-21

Most Plays: 79 at #10 Penn State, 9-18-21

Most Plays Against: 89 at #17 Arkansas, 10-16-21

AUBURN INDIVIDUAL SUPERLATIVES UNDER HARSIN

Rushing Attempts		
1.	23	Tank Bigsby at #10 Penn State 9-18-21
	23	Tank Bigsby vs. #10 Ole Miss 10-30-21
3.	18	Tank Bigsby vs. Georgia State 9-25-21
	18	Tank Bigsby at #17 Arkansas 10-16-21
5.	13	Tank Bigsby vs. Akron 9-4-21
Net Rushing Yards		
1.	147	Jarquez Hunter vs. Alabama State 9-11-21
2.	140	Tank Bigsby vs. #10 Ole Miss 10-30-21
3.	122	Tank Bigsby vs. Alabama State 9-11-21
4.	119	Tank Bigsby vs. Akron 9-11-21
5.	110	Jarquez Hunter vs. Akron 9-11-21
Rushing TDs		
1.	2	Tank Bigsby vs. Akron 9-4-21
	2	Tank Bigsby at #10 Penn State 9-18-21
	2	Bo Nix vs. #10 Ole Miss 10-30-21
4.	1	done 11 times
Pass Attempts		
1.	44	Bo Nix at LSU 10-2-21
2.	41	Bo Nix at #13 Texas A&M 11-6-21
3.	38	Bo Nix vs. #2 Georgia 10-9-21
4.	37	Bo Nix at #10 Penn State 9-18-21
5.	30	Bo Nix vs. #10 Ole Miss 10-30-21
Pass Completions		
1.	23	Bo Nix at LSU 10-2-21
2.	22	Bo Nix vs. #10 Ole Miss 10-30-21
3.	21	Bo Nix at #10 Penn State 9-18-21
	21	Bo Nix vs. #2 Georgia 10-9-21
	21	Bo Nix at #17 Arkansas 10-16-21
Net Passing Yards		
1.	292	Bo Nix at #17 Arkansas 10-16-21
2.	276	Bo Nix vs. #10 Ole Miss 10-30-21
3.	275	Bo Nix vs. Akron 9-4-21
4.	255	Bo Nix at LSU 10-2-21
5.	217	Bo Nix vs. #2 Georgia 10-9-21
Passing TDs		
1.	3	Bo Nix vs. Akron 9-4-21
2.	2	Bo Nix vs. Alabama State 9-11-21
	2	Bo Nix at #17 Arkansas 10-16-21
4.	1	T.J. Finley vs. Alabama State 9-11-21
	1	T.J. Finley vs. Georgia State 9-25-21
	1	Bo Nix at LSU 10-2-21
	1	Bo Nix vs. #10 Ole Miss 10-30-21
Receptions		
1.	6	Demetris Robertson at LSU 10-2-21
	6	Kobe Hudson vs. #10 Ole Miss 10-30-21
	6	Shaun Shivers at #13 Texas A&M 11-6-21
4.	5	done 9 times
Receiving Yards		
1.	102	John Samuel Shenker at LSU 10-2-21
2.	81	Demetris Robertson at #17 Arkansas 10-16-21
3.	79	Shedrick Jackson vs. Akron 9-4-21
	79	Kobe Hudson vs. #10 Ole Miss 10-30-21
4.	76	Kobe Hudson vs. Georgia State 9-25-21
Receiving TDs		
1.	2	Demetris Robertson vs. Alabama State 9-11-21
2.	1	done 9 times
Punts		
1.	7	Oscar Chapman at #13 Texas A&M 11-6-21
2.	6	Oscar Chapman vs. #2 Georgia 10-9-21
3.	5	Oscar Chapman vs. Georgia State 9-25-21
4.	4	Oscar Chapman at #10 Penn State 9-18-21
	4	Oscar Chapman at #17 Arkansas 10-16-21

Punts Inside The 20		
1.	4	Oscar Chapman at #13 Texas A&M 11-6-21
2.	2	Oscar Chapman at #10 Penn State 9-18-21
	2	Oscar Chapman vs. Georgia State 9-25-21
4.	1	done 5 times
Punt Returns		
1.	3	Demetris Robertson vs. #10 Ole Miss 10-30-21
	3	Demetris Robertson at #13 Texas A&M 11-6-21
3.	2	Devin Guice vs. Alabama State 9-11-21
	2	Ja'Varrius Johnson vs. Georgia State 9-25-21
5.	1	done 8 times
Punt Return Yards		
1.	26	Ja'Varrius Johnson vs. Georgia State 9-25-21
2.	23	Demetris Robertson vs. Alabama State 9-11-21
	23	Demetris Robertson at #13 Texas A&M 11-6-21
4.	21	Devin Guice vs. Alabama State 9-11-21
5.	19	Demetris Robertson vs. Akron 9-4-21
	19	Barton Lester vs. Alabama State 9-11-21
	19	Caylin Newton vs. Georgia State 9-25-21
Kickoff Returns		
1.	5	Nehemiah Pritchett vs. Georgia State 9-25-21
2.	3	Donovan Kaufman vs. Akron 9-4-21
	3	Nehemiah Pritchett vs. #10 Ole Miss 10-30-21
4.	2	Shaun Shivers vs. #10 Ole Miss 10-30-21
5.	1	Shaun Shivers vs. #2 Georgia 10-9-21
	1	Jarquez Hunter vs. #2 Georgia 10-9-21
Kickoff Return Yards		
1.	165	Nehemiah Pritchett vs. Georgia State 9-25-21
2.	61	Donovan Kaufman vs. Akron 9-4-21
3.	39	Nehemiah Pritchett vs. #10 Ole Miss 10-30-21
	19	Nehemiah Pritchett at LSU 10-2-21
	19	Shaun Shivers vs. #10 Ole Miss 10-30-21
FG Attempts		
1.	5	Anders Carlson vs. Georgia State 9-25-21
2.	3	Anders Carlson at LSU 10-2-21
3.	2	done 4 times
FG Made		
1.	4	Anders Carlson vs. Georgia State 9-25-21
2.	2	Anders Carlson vs. Alabama State 9-11-21
	2	Anders Carlson at #10 Penn State 9-18-21
4.	1	done 6 times
Tackles		
1.	15	Zakoby McClain at #17 Arkansas 10-16-21
2.	14	Zakoby McClain vs. #10 Ole Miss 10-30-21
3.	12	Chandler Wooten vs. Georgia State 9-25-21
	12	Zakoby McClain at LSU 10-2-21
5.	10	Zakoby McClain vs. Alabama State 9-11-21
	10	Chandler Wooten at #10 Penn State 9-18-21
	10	Zion Puckett vs. #2 Georgia 10-9-21
Tackles For Loss		
1.	3.0	T.D. Moultry vs. Akron 9-4-21
2.	2.0	Marquis Burks vs. Akron 9-4-21
	2.0	Smoke Monday at #10 Penn State 9-18-21
	2.0	T.D. Moultry vs. Georgia State 9-25-21
	2.0	Eku Leota vs. Georgia State 9-25-21
	2.0	Colby Wooden at #17 Arkansas 10-16-21
	2.0	Smoke Monday vs. #10 Ole Miss 10-30-21
	2.0	Zakoby McClain vs. #10 Ole Miss 10-30-21
Interceptions		
1.	1	Roger McCreary vs. Alabama State 9-11-21
	1	Roger McCreary at #10 Penn State 9-18-21
	1	Smoke Monday vs. Georgia State 9-25-21
	1	Bydarrius Knighten at LSU 10-2-21
	1	Jaylin Simpson vs. #10 Ole Miss 10-30-21
Interception Yards		
1.	36	Smoke Monday vs. Georgia State 9-25-21
2.	35	Roger McCreary at #10 Penn State 9-18-21



Pat Dye Field at Jordan-Hare Stadium, the nation's 12th-largest on-campus stadium with a capacity of 87,451, is in its 81st year as home to the Auburn Tigers.

On football Saturdays in Auburn, Jordan-Hare Stadium becomes Alabama's sixth-largest city. More than 75,000 season tickets have been sold to Auburn home games in each of the last 24 years.

The stadium is named for Ralph "Shug" Jordan, Auburn's all-time winningest football coach, and Clifford Leroy Hare, a member of Auburn's first football team, president of the old Southern Conference and long-time chairman of Auburn's Faculty Athletic Committee.

Legendary coach Pat Dye has also had his name forever attached to Jordan-Hare Stadium, as the turf officially became known as Pat Dye Field at Jordan-Hare Stadium prior to the 2005 Iron Bowl. Dye, who served as coach and athletics director at Auburn (1981-92) and was inducted into the College Football Hall of Fame (2005), led Auburn to a 99-39-4 record and four SEC titles in his 12 seasons on the Plains.

What is now Jordan-Hare Stadium was dedicated November 30, 1939, at the Auburn-Florida game. Babe McGehee, who passed away in 2005, scored the first touchdown in what was then called "Auburn Stadium," by catching a pass from Dick McGowen. McGowen, who later coached at Auburn under Jordan, kicked the extra point and Auburn tied Florida, 7-7.

That first stadium held 7,500 seats and consisted of what is now the bottom part of the lower west stands. When the stadium was renamed "Cliff Hare Stadium" in 1949, 14,000 seats—the present lower east stands—had been added, raising capacity to 21,500.

Jordan became head coach in 1951 and the stadium underwent three major expansions in 15 years. More than 40,000 seats, virtually half of the stadium's present capacity, were added while Jordan was the coach.

Cliff Hare Stadium became Jordan-Hare Stadium in 1973. It was the first stadium in the country to be named for an active coach.

Overall, Auburn has played 430 games in Jordan-Hare Stadium, winning 338, losing 86 and tying seven for a winning percentage of .792 against some of the best teams in college football.

JHS QUICK FACTS

ATTENDANCE AVERAGE

1993.....	81,062
1994.....	81,287
1995.....	81,181
1996.....	82,468
1997.....	83,545
1998.....	81,105
1999.....	80,905
2000.....	82,435
2001.....	85,448
2002.....	82,943
2003.....	85,203
2004.....	83,085
2005.....	84,161
2006.....	85,063
2007.....	84,689
2008.....	86,915
2009.....	84,614
2010.....	86,087
2011.....	85,792
2012.....	82,646
2013.....	85,656
2014.....	87,451
2015.....	87,451
2016.....	86,937
2017.....	86,446
2018.....	84,462
2019.....	85,765
2020.....	17,490*
2021.....	85,624

ALL-TIME WINNING PERCENTAGE BY STADIUM

Year	Record	Winning Pct.
1. Alabama: Bryant-Denny Stadium (1929)	282-54-3	.836
2. Boise State: Albertsons Stadium (1970)	275-60	.821
3. Georgia Southern: Paulson Stadium (1984)	205-45	.820
4. Marshall: Joan C. Edwards Stadium (1991)	173-38	.820
5. Oklahoma: Oklahoma Memorial (1923)	413-87-15	.817
6. Penn State: Beaver Stadium (1960)	303-78	.795
7. Auburn: Jordan-Hare Stadium (1939)	338-86-7	.7923
8. Ohio State: Ohio Stadium (1922)	457-113-20	.7915
9. San Diego State: DignityHealth Sports Park (2003)	7-2	.778
10. Georgia: Sanford Stadium (1929)	367-107-9	.769

*Jordan-Hare capacity in 2020 is 20% because of pandemic.

LARGEST ON-CAMPUS STADIUMS

1. Michigan Stadium (Michigan).....	107,601
2. Beaver Stadium (Penn State).....	106,572
3. Ohio Stadium (Ohio State).....	104,944
4. Kyle Field (Texas A&M).....	102,733
5. Neyland Stadium (Tennessee).....	102,455
6. Tiger Stadium (LSU).....	102,321
7. Bryant-Denny Stadium (Alabama).....	101,821
8. Darrell K. Royal-Texas Memorial Stadium (Texas).....	100,119
9. Sanford Stadium (Georgia).....	92,746
10. Ben Hill Griffin Stadium (Florida).....	88,548
11. Jordan-Hare Stadium (Auburn).....	87,451
12. Oklahoma Memorial Stadium (Oklahoma).....	86,112
13. Nebraska Memorial Stadium (Nebraska).....	85,458
14. Clemson Memorial Stadium (Clemson).....	81,500
15. Notre Dame Stadium (Notre Dame).....	80,795

RECORDS UPDATE

CAREER RECORDS UPDATE

Scoring

Player	Seasons	TD	FG	PAT	Pts
1. Daniel Carlson.....	2014-17	1	92	198	480
2. Wes Byrum.....	2007-10	0	60	183	363
3. Anders Carlson.....	2018-	0	67	147	348
4. John Vaughn.....	2003-06	0	50	162	312
5. Carnell Williams.....	2001-04	46	0	0	276
6. Bo Jackson.....	1982-85	45	0	*2	274
7. Damon Duval.....	1999-02	1	45	125	266
8. Cody Parkey.....	2010-13	0	39	136	253
9. Al Del Greco.....	1980-83	0	42	110	236
10. Win Lyle.....	1987-89	0	45	95	230

Most Points Kicking

Player	Seasons	FG	PAT	Pts
1. Daniel Carlson.....	2014-17	92	198	474
2. Wes Byrum.....	2007-10	60	183	363
3. Anders Carlson.....	2018-	67	147	348
4. John Vaughn.....	2003-06	50	162	312
5. Damon Duval.....	1999-02	45	125	260
6. Cody Parkey.....	2010-13	39	136	253
7. Al Del Greco.....	1980-83	42	110	236
8. Win Lyle.....	1987-89	45	95	230
9. Jorge Portela.....	1977-79	38	74	188
10. John Riley.....	1967-69	31	80	173

Field Goals Made

Player	Seasons	Pct	FGA	FGM
1. Daniel Carlson.....	2014-17	.807	114	92
2. Anders Carlson.....	2018-	.736	91	67
3. Wes Byrum.....	2007-10	.750	80	60
4. John Vaughn.....	2003-06	.725	69	50
5. Damon Duval.....	1999-02	.608	74	45
Win Lyle.....	1987-89	.763	59	45
7. Al Del Greco.....	1980-83	.609	69	42
8. Cody Parkey.....	2010-13	.745	53	39
9. Jorge Portela.....	1977-79	.613	62	38
10. Scott Etheridge.....	1992-93	.791	43	34

PATs Made

Player	Seasons	Pct	Att	Made
1. Daniel Carlson.....	2014-17	1.000	198	198
2. Wes Byrum.....	2007-10	.984	186	183
3. John Vaughn.....	2003-06	.994	163	162
4. Anders Carlson.....	2018-	.980	150	147
5. Cody Parkey.....	2010-13	.986	138	136
6. Damon Duval.....	1999-02	1.000	125	125
7. Al Del Greco.....	1980-83	.991	111	110
8. Gardner Jett.....	1970-72	.942	104	98
9. Win Lyle.....	1987-89	.990	96	95
10. Matt Hawkins.....	1994-95	.932	88	82

Touchdown Passes

Player	Seasons	Yards	Int	TD
1. Pat Sullivan.....	1969-71	6284	39	53
2. Jason Campbell.....	2001-04	7299	24	45
3. Brandon Cox.....	2004-07	6959	32	42
4. Stan White.....	1990-93	8016	52	40
5. Dameyune Craig.....	1994-97	6026	24	39
6. Bo Nix.....	2019-	6874	16	37
7. Jarrett Stidham.....	2017-18	5952	11	36
8. Nick Marshall.....	2013-14	4508	13	34
9. Patrick Nix.....	1992-95	4957	16	31
10. Cam Newton.....	2010	2854	7	30

Passing Yardage

Player	Seasons	Att	Comp	Pct	Yards
1. Stan White.....	1990-93	1231	659	.535	8016
2. Jason Campbell.....	2001-04	854	552	.646	7299
3. Brandon Cox.....	2004-07	927	550	.593	6959
4. Bo Nix.....	2019-	1016	601	.591	6874
5. Pat Sullivan.....	1969-71	819	452	.552	6284
6. Dameyune Craig.....	1994-97	782	427	.546	6026
7. Jarrett Stidham.....	2017-18	739	470	.636	5952
8. Patrick Nix.....	1992-95	656	386	.588	4957
9. Reggie Slack.....	1986-89	585	346	.591	4697
10. Nick Marshall.....	2013-14	532	320	.602	4508

Passing Yardage Per Game (min 20 games)

Player	Seasons	Yards	Games	Yds/Gm
1. Jarrett Stidham.....	2017-18	5952	27	220.44
2. Pat Sullivan.....	1969-71	6284	30	209.47
3. Bo Nix.....	2019-	6874	33	208.30
4. Stan White.....	1990-93	8016	45	178.13
5. Chris Todd.....	2008-09	3515	20	175.75
6. Nick Marshall.....	2013-14	4508	26	173.38
7. Brandon Cox.....	2004-07	6959	44	158.16
8. Patrick Nix.....	1992-95	4957	32	154.91
9. Reggie Slack.....	1986-89	4697	31	151.52
10. Jason Campbell.....	2001-04	7299	49	148.95

Passing Attempts

Player	Seasons	Comp	Yards	Att
1. Stan White.....	1990-93	659	8016	1231
2. Bo Nix.....	2019-	601	6874	1016
3. Brandon Cox.....	2004-07	550	6959	927
4. Jason Campbell.....	2001-04	552	7299	854
5. Pat Sullivan.....	1969-71	452	6284	819
6. Dameyune Craig.....	1994-97	427	6026	782
7. Jarrett Stidham.....	2017-18	470	5952	739
8. Patrick Nix.....	1992-95	386	4957	656
9. Ben Leard.....	1997-00	359	4289	592
10. Reggie Slack.....	1986-89	346	4697	585

Pass Attempts Per Game (min 20 games)

Player	Seasons	Att	Games	Att/Gm
1. Bo Nix.....	2019-	1016	33	30.787
2. Jarrett Stidham.....	2017-18	739	27	27.370
3. Stan White.....	1990-93	1231	45	27.355
4. Pat Sullivan.....	1969-71	819	30	27.300
5. Chris Todd.....	2008-09	484	20	24.200
6. Brandon Cox.....	2004-07	927	44	21.068
7. Loran Carter.....	1966-68	476	23	20.696
8. Patrick Nix.....	1992-95	656	32	20.500
9. Nick Marshall.....	2013-14	532	26	20.462
10. Ben Leard.....	1997-00	592	29	20.414

Pass Completions

Player	Seasons	Att	Yards	Comp
1. Stan White.....	1990-93	1231	8016	659
2. Bo Nix.....	2019-	1016	6874	601
3. Jason Campbell.....	2001-04	854	7299	552
4. Brandon Cox.....	2004-07	927	6959	550
5. Jarrett Stidham.....	2017-18	739	5952	470
6. Pat Sullivan.....	1969-71	819	6284	452
7. Dameyune Craig.....	1994-97	782	6026	427
8. Patrick Nix.....	1992-95	656	4957	386
9. Ben Leard.....	1997-00	592	4289	359
10. Reggie Slack.....	1986-89	585	4697	346

RECORDS UPDATE

Pass Completions Per Game (min. 20 games)

Player	Seasons	Comp	Games	Comp/Gm
1. Bo Nix	2019-	601	33	18.212
2. Jarrett Stidham.....	2017-18	470	27	17.410
3. Pat Sullivan.....	1969-70	452	30	15.067
4. Stan White.....	1990-93	659	45	14.644
5. Chris Todd.....	2008-09	284	20	14.200
6. Brandon Cox.....	2004-07	550	44	12.500
7. Ben Leard.....	1997-00	359	29	12.379
8. Nick Marshall.....	2013-14	320	26	12.308
9. Patrick Nix.....	1992-95	386	32	12.063
10. Jeff Burger.....	1984-87	331	29	11.414

Touchdown Passes Per Game (min. 20 games)

Player	Seasons	TD	Games	TD/Gm
1. Pat Sullivan.....	1969-71	53	30	1.767
2. Chris Todd.....	2008-09	27	20	1.350
3. Jarrett Stidham.....	2017-18	36	27	1.333
4. Nick Marshall.....	2013-14	34	26	1.308
5. Bo Nix	2019-	37	33	1.121
6. Lorán Carter.....	1966-68	25	23	1.087
7. Patrick Nix.....	1992-95	31	32	0.969
8. Ben Leard.....	1997-00	28	29	0.966
9. Brandon Cox.....	2004-07	42	44	0.955
10. Dameyune Craig.....	1994-97	39	41	0.951

Rushing Yardage

Player	Seasons	Att	Avg	Yards
1. Bo Jackson.....	1982-85	650	6.62	4303
2. Carnell Williams.....	2001-04	741	5.17	3831
3. James Brooks.....	1977-80	621	5.67	3523
4. Joe Cribbs.....	1976-79	657	5.13	3368
5. Ben Tate.....	2006-09	678	4.90	3321
6. Tre Mason.....	2011-13	516	5.77	2979
7. Stephen Davis.....	1993-95	488	5.76	2811
8. Brent Fullwood.....	1983-86	390	7.15	2789
9. Ronnie Brown.....	2000-04	513	5.28	2707
10. Onterio McCalebb.....	2009-12	406	6.37	2586
11. Kerryon Johnson.....	2015-17	519	4.81	2494
12. Stacy Danley.....	1987-90	526	4.61	2427
13. Michael Dyer.....	2010-11	424	5.51	2335
14. James Joseph.....	1986-90	452	5.17	2264
15. Cameron Artis-Payne.....	2013-14	394	5.63	2218
16. Kenny Irons.....	2005-06	454	4.81	2186
17. James Bostic.....	1991-93	396	5.26	2084
18. Lionel James.....	1980-83	348	6.14	2068
19. Secdrick McIntyre.....	1973-76	462	4.31	1992
20. Fob James.....	1952-55	317	6.03	1913
21. Phil Gargis.....	1973-76	456	4.13	1884
22. Nick Marshall.....	2013-14	325	5.74	1866
23. Tommie Agee.....	1983-86	356	4.87	1735
24. Jimmy Sidle.....	1962-64	326	5.22	1703
25. Brad Lester.....	2004-08	371	4.55	1689
26. Joe Childress.....	1953-55	321	5.19	1667
27. Curtis Kuykendall.....	1944-45	217	7.46	1619
28. Tank Bigsby	2020-	278	5.6	1569
29. Rudi Johnson.....	2000	324	4.84	1567
30. Kam Martin.....	2016-19	282	5.54	1564
31. JaTarvious Whitlow.....	2018-19	306	5.07	1550
32. Terry Henley.....	1970-72	343	4.47	1534
33. Kamryn Pettway.....	2015-17	285	5.36	1529
34. Tommy Lorino.....	1956-58	227	6.55	1486
35. Cam Newton.....	2010	264	5.58	1473
36. Monk Gafford.....	1940-42	221	6.40	1414
37. Mitzi Jackson.....	1973-75	243	5.65	1373
38. Mario Fannin.....	2007-10	233	5.86	1366
39. William Andrews.....	1976-78	267	5.04	1347
40. Ed Dyas.....	1958-60	261	4.97	1298

Rushing Yardage, Quarterback

Player	Seasons	Att	Avg	Yards
1. Phil Gargis.....	1973-76	456	4.18	1884
2. Nick Marshall.....	2013-14	325	5.74	1866
3. Cam Newton.....	2010	364	5.58	1473
4. Jimmy Sidle.....	1962-64	326	4.29	1400
5. Travis Tidwell.....	1946-49	440	2.26	996
6. Bo Nix	2019-	260	3.4	872
7. Charles Thomas.....	1978-81	215	3.21	692
8. Kodi Burns.....	2007-08	208	2.95	614
9. Pat Sullivan.....	1969-71	151	3.71	560
10. Randy Campbell.....	1981-83	229	2.33	534

Note: Sidle rushed for 1703 yards in his career, but 303 were accumulated as a tailback. Burns rushed for 794 yards in his career, but 180 were accumulated as a wide receiver.

Total Offense, Quarterback

Player	Seasons	Plays	Rush	Pass	Total
1. Stan White.....	1990-93	1481	-96	8016	7920
2. Bo Nix	2019-	1276	872	6874	7746
3. Jason Campbell.....	2001-04	1103	307	7299	7606
4. Pat Sullivan.....	1969-71	974	569	6284	6843
5. Brandon Cox.....	2004-07	1036	-416	6959	6543
6. Dameyune Craig.....	1994-97	1052	429	6026	6455
7. Nick Marshall.....	2013-14	857	1866	4508	6374
8. Jarrett Stidham.....	2017-18	914	154	5952	6106
9. Patrick Nix.....	1992-95	752	124	4957	5081
10. Reggie Slack.....	1986-89	692	-45	4697	4652
11. Cam Newton.....	2010	544	1473	2854	4327

Touchdowns Responsible For (Rush & Pass)

Player	Seasons	Rush	Pass	TD
1. Pat Sullivan.....	1969-71	18	53	71
2. Dameyune Craig.....	1994-97	19	39	58
3. Nick Marshall.....	2013-14	23	34	57
4. Bo Nix	2019-	18	37	55
5. Jason Campbell.....	2001-04	9	45	54
6. Stan White.....	1990-93	11	40	51
7. Cam Newton.....	2010	20	30	50
8. Brandon Cox.....	2004-07	4	42	46
Carnell Williams.....	2001-04	45	1	46
10. Bo Jackson.....	1982-85	43	0	43
Jarrett Stidham.....	2017-18	7	36	43
12. Patrick Nix.....	1992-95	9	31	40
13. Kerryon Johnson.....	2015-17	32	2	*36
14. Joe Cribbs.....	1976-79	34	0	34

*includes 2 TD receptions

Tackles (Since 2000)

Player	Years	UT	AT	Total
1. Daren Bates.....	2009-12	175	141	316
2. Neiko Thorpe.....	2008-11	172	107	279
3. Johnathan "Rudy" Ford.....	2013-16	170	105	275
4. Deshaun Davis.....	2014-18	129	137	266
5. Cassanova McKinzy.....	2012-15	153	110	263
6. Zac Etheridge.....	2005-10	153	108	261
7. Craig Stevens.....	2006-10	139	113	252
8. Will Herring.....	2002-06	147	103	250
9. Kris Frost.....	2012-15	131	116	247
10. Zakoby McClain	2018-	133	110	243
11. Josh Bynes.....	2007-10	129	111	240
12. Karlos Dansby.....	2001-03	131	94	225
13. Jermaine Whitehead.....	2011-14	133	85	218
14. Travis Williams.....	2001-05	117	97	214
15. Rob Pate.....	1997-00	131	82	213

RECORDS UPDATE

Receptions (Tight Ends)

Player	Seasons	Yards	Avg	Rec
1. Cooper Wallace	2002-05	829	13.16	63
2. Philip Lutzenkirchen	2009-12	628	10.64	59
3. Walter Reeves	1986-88	303	5.22	58
4. Robert Johnson	2000-02	741	13.00	57
Fred Baxter	1990-92	767	13.45	57
6. Victor Hall	1989-91	521	9.65	54
7. Tommy Trott	2006-09	474	10.53	45
Lorenzo Diamond	1999-02	521	11.58	45
9. John Samuel Shenker	2018-	484	12.1	40
10. Jeff Parks	1982-85	401	11.79	34

Receiving Yardage (Tight Ends)

Player	Seasons	Rec	Yards
1. Cooper Wallace	2002-05	63	829
2. Fred Baxter	1990-92	57	767
3. Robert Johnson	2000-02	57	741
4. Philip Lutzenkirchen	2009-12	59	628
5. Victor Hall	1989-91	54	521
Lorenzo Diamond	1999-02	45	521
7. Andy Fuller	1993-95	31	494
8. John Samuel Shenker	2018-	40	484
9. Tommy Trott	2006-09	45	474
10. C.J. Uzomah	2011-14	29	435

SEASON RECORDS UPDATE

Receiving Yardage (Tight Ends)

Player	Year	Rec	Avg	Yards
1. Fred Baxter	1991	28	13.96	391
2. Robert Johnson	2002	28	12.43	348
3. John Samuel Shenker	2021	25	12.92	323
4. Cooper Wallace	2004	19	15.90	302
5. Andy Fuller	1995	15	17.13	257
6. Philip Lutzenkirchen	2011	24	9.92	238
7. Robert Johnson	2001	17	13.24	225
8. Andy Fuller	1994	14	15.07	211
Victor Hall	1991	19	11.11	211
10. Cooper Wallace	2003	16	13.06	209

Receptions (Tight Ends)

Player	Year	Yards	Avg	Rec
1. Robert Johnson	2002	348	12.43	28
Fred Baxter	1991	391	13.96	28
3. John Samuel Shenker	2021	323	12.92	25
4. Philip Lutzenkirchen	2011	238	9.92	24
5. Walter Reeves	1987	174	7.57	23
6. Robby Robinett	1971	170	8.10	21
7. Tommy Trott	2008	201	10.05	20
Cooper Wallace	2005	195	9.75	20
9. Cooper Wallace	2004	302	15.90	19
Victor Hall	1991	211	11.11	19
Victor Hall	1989	190	10.00	19

Freshman Rushing Yardage

Player	Year	Att	Avg	Yards
1. Michael Dyer*	2010	182	6.0	1,093
2. Tank Bigsby*	2020	138	6.0	834
3. Bo Jackson*	1982	127	6.5	829
4. JaTarvious Whitlow	2018	150	5.2	787
5. Travis Tidwell	1946	181	4.3	772
6. Joe Frazier	1991	140	4.7	651
7. Carnell Williams*	2001	120	5.1	614
8. Tommy Agee	1983	115	5.3	604
9. Onterio McCalebb*	2009	99	5.5	547
10. Jarquez Hunter*	2021	73	7.5	544
11. Michael Burks	1998	152	3.2	483
12. Chester O'Neal*	1981	107	4.5	480
13. Stacy Danley	1987	94	5.0	468
14. James Brooks	1977	107	4.4	467
15. Tre Smith*	2002	79	5.8	454
16. Mario Fannin	2007	84	5.3	448
17. Rusty Williams*	1996	80	5.5	439
18. D.J. Williams*	2019	84	4.8	400
19. Ben Tate*	2006	54	7.3	392
20. Shaun Shivers*	2018	70	5.3	371
Darrell Williams	1989	85	4.4	371
21. Markeith Cooper*	1996	64	5.5	351
22. Brad Lester	2005	52	6.5	339
23. Ronnie Brown	2001	84	3.9	330
24. Kiehl Frazier*	2011	76	4.3	327
25. Kam Martin	2016	44	7.3	320

* True Freshmen

Freshman Rushing Touchdowns

Player	Year	Att	Yards	Avg	TD
1. Bo Jackson	1982	127	829	6.5	9
2. Bo Nix	2019	97	313	3.2	7
3. Carnell Williams	2001	120	614	5.1	6
JaTarvious Whitlow	2018	150	787	5.2	6
5. Tank Bigsby	2020	138	834	6.0	5
Anthony Schwartz	2018	27	211	7.8	5
Michael Dyer	2010	182	1,093	6.0	5
Mario Fannin	2007	84	448	7.3	5
Brad Lester	2005	52	339	6.5	5
Darrell Williams	1989	85	371	4.4	5
Chester O'Neal	1981	107	480	4.5	5
12. Onterio McCalebb	2009	99	547	5.5	4
Rusty Williams	1996	80	439	5.5	4
Joe Frazier	1991	140	651	4.7	4
Tommy Agee	1983	115	604	5.3	4
Secdrick McIntyre	1973	64	315	4.9	4
17. Joey Gatewood	2019	29	148	5.1	3
Shaun Shivers	2018	70	371	5.3	3
Kam Martin	2016	44	320	7.3	3
Kerryon Johnson	2015	52	208	4.0	3
Kiehl Frazier	2011	76	327	4.3	3
Kodi Burns	2007	54	203	3.8	3
Ben Tate	2006	54	392	7.3	3
Tre Smith	2002	79	454	5.8	3
Markeith Cooper	1996	64	351	5.5	3
James Joseph	1986	52	265	5.1	3
Jarquez Hunter	2021	69	530	7.7	3

SINGLE GAME RECORDS UPDATE

100-yard Kickoff Return Games

Yards, Player	Date	Opponent	Returns
1. 202, Demond Washington	11/14/09	at Georgia	5
2. 182, Tristan Davis	10/11/08	Arkansas	5
3. 176, Tre Mason	9/3/11	Utah State	4
176, Demond Washington	10/30/10	at Ole Miss	5
5. 174, Noah Igbinoghene	1/1/18	vs. UCF (Peach)	6
6. 172, Tre Mason	9/10/11	Mississippi State	6
7. 165, Nehemiah Pritchett	9/25/21	Georgia State	5
8. 155, Robert Beard	11/27/65	Alabama	6
9. 150, Carnell Williams	10/2001	Louisiana Tech	6
10. 141, Tre Mason	8/31/13	Washington State	3

RECORD	OVERALL	HOME	AWAY	NEUTRAL
ALL GAMES	6-3	4-1	2-2	0-0
CONFERENCE	3-2	1-1	2-1	0-0
NON-CONFERENCE	3-1	3-0	0-1	0-0

DATE	OPPONENT	W/L	SCORE	ATTEND
Sep 04, 2021	AKRON	W	60-10	83821
Sep 11, 2021	ALABAMA STATE	W	62-0	82745
Sep 18, 2021	at #10 Penn State	L	20-28	109958
Sep 25, 2021	GEORGIA STATE	W	34-24	86650
*Oct 02, 2021	at LSU	W	24-19	97717
*Oct 09, 2021	#2 GEORGIA	L	10-34	87451
*Oct 16, 2021	at #19 Arkansas	W	38-23	73370
*Oct 30, 2021	#10 OLE MISS	W	31-20	87451
*Nov 6, 2021	at #13 Texas A&M	L	3-20	109835

TEAM STATISTICS	AU	OPP
SCORING	282	178
Points Per Game	31.3	19.8
Points Off Turnovers	28	25
FIRST DOWNS	201	178
Rushing	83	65
Passing	105	100
Penalty	13	13
RUSHING YARDAGE	1652	1234
Yards gained rushing	1826	1500
Yards lost rushing	174	266
Rushing Attempts	314	347
Average Per Rush	5.3	3.6
Average Per Game	183.6	137.1
TDs Rushing	18	8
PASSING YARDAGE	2192	2023
Comp-Att-Int	187-317-3	184-286-5
Average Per Pass	6.9	7.1
Average Per Catch	11.7	11.0
Average Per Game	243.6	224.8
TDs Passing	11	10
TOTAL OFFENSE	3844	3257
Total Plays	631	633
Average Per Play	6.1	5.1
Average Per Game	427.1	361.9
KICK RETURNS: #-Yards	16-395	12-220
PUNT RETURNS: #-Yards	18-184	7-27
INT RETURNS: #-Yards	5-78	3--3
KICK RETURN AVERAGE	24.7	18.3
PUNT RETURN AVERAGE	10.2	3.9
INT RETURN AVERAGE	19.5	-1.0
FUMBLES-LOST	15-6	15-3
PENALTIES-Yards	51-400	44-338
Average Per Game	44.4	37.6
PUNTS-Yards	35-1610	44-1863
Average Per Punt	46.0	42.3
Net punt average	44.1	38.2
KICKOFFS-Yards	56-3342	43-2646
Average Per Kick	59.7	61.5
Net kick average	40.6	37.2
TIME OF POSSESSION/Game	29:10	30:50
3RD-DOWN Conversions	53/125	49/131
3rd-Down Pct	42%	37%
4TH-DOWN Conversions	10/16	5/18
4th-Down Pct	62%	28%
SACKS BY-Yards	22-119	13-108
MISC YARDS	94	0
TOUCHDOWNS SCORED	34	19
FIELD GOALS-ATTEMPTS	14-19	15-19
ON-SIDE KICKS	0-1	1-1
RED-ZONE SCORES	(25-28) 89%	(27-33) 82%
RED-ZONE TOUCHDOWNS	(17-28) 61%	(15-33) 45%
PAT-ATTEMPTS	(32-33) 97%	(17-17) 100%
ATTENDANCE	428118	390880
Games/Avg Per Game	5/85624	4/97720
Neutral Site Games		0/0

SCORE BY QUARTERS	1st	2nd	3rd	4th	Total
Auburn	55	82	86	59	282
Opponents	29	69	39	41	178

RUSHING	GP	Att	Gain	Loss	Net	Avg	TD	Long	Avg/G
Bigsby,Tank	9	140	758	23	735	5.2	7	51	81.7
Hunter, Jarquez	9	73	552	8	544	7.5	3	94	60.4
Nix, Bo	9	55	280	109	171	3.1	4	23	19.0
Shivers, Shaun	8	12	82	2	80	6.7	1	26	10.0
Jackson, Sean	2	12	61	1	60	5.0	1	16	30.0
Robertson, Demetris	8	2	43	0	43	21.5	1	36	5.4
Finley, TJ	5	4	19	3	16	4.0	1	16	3.2
Sharp, Jay	1	5	22	7	15	3.0	0	10	15.0
Ingram, Jordan	1	2	8	0	8	4.0	0	5	8.0
Johnson Jr., Malcolm	7	1	1	0	1	1.0	0	1	0.1
Hudson, Kobe	9	1	0	10	-10	-10.0	0	0	-1.2
TEAM	8	7	0	11	-11	-1.6	0	0	-1.4
Total	9	314	1826	174	1652	5.3	18	94	183.6
Opponents	9	347	1500	266	1234	3.6	8	57	137.1

PASSING	G	Effic	Cmp-Att-Int	Pct	Yds	TD	Lng	Avg/G
Nix, Bo	9	125.79	170-282-3	60.3	1917	9	71	213.0
Finley, TJ	5	145.94	17-32-0	53.1	275	2	49	55.0
TEAM	9	0.00	0-3-0	0.0	0	0	0	0.0
Total	9	126.63	187-317-3	59.0	2192	11	71	243.6
Opponents	9	131.79	184-286-5	64.3	2023	10	60	224.8

RECEIVING	G	No.	Yds	Avg	TD	Long	Avg/G
Hudson, Kobe	9	29	383	13.2	1	36	42.6
Robertson, Demetris	8	27	377	14.0	3	71	47.1
Jackson, Shedrick	9	26	312	12.0	1	42	34.7
Shenker, John Samuel	9	25	323	12.9	0	35	35.9
Shivers, Shaun	8	18	134	7.4	1	19	16.8
Bigsby, Tank	9	14	89	6.4	0	19	9.9
Hunter, Jarquez	9	9	51	5.7	1	14	5.7
Deal, Luke	8	8	61	7.6	0	15	7.6
Johnson, Ja'Varr	9	7	118	16.9	2	39	13.1
Capers, Ze'Vian	8	6	54	9.0	0	13	6.8
Fromm, Tyler	8	5	82	16.4	1	31	10.2
Johnson Jr., Malcolm	7	4	77	19.2	1	49	11.0
King, Landen	4	4	54	13.5	0	25	13.5
Canion, Elijah	4	4	46	11.5	0	17	15.3
Newton, Caylin	7	1	31	31.0	0	31	5.2
Total	9	187	2192	11.7	11	71	243.6
Opponents	9	184	2023	11.0	10	60	224.8

PUNT RETURNS	No.	Yds	Avg	TD	Long
Robertson, Demetris	11	88	8.0	0	23
Johnson, Ja'Varr	3	37	12.3	0	15
Guice, Devin	2	21	10.5	0	21
Lester, Barton	1	19	19.0	1	0
Newton, Caylin	1	19	19.0	0	0
Total	18	184	10.2	1	23
Opponents	7	27	3.9	0	16

INTERCEPTIONS	No.	Yds	Avg	TD	Long
McCreary, Roger	2	35	17.5	1	35
Knighten, Bydarrus	1	7	7.0	0	7
Monday, Smoke	1	36	36.0	1	36
Simpson, Jaylin	1	0	0.0	0	0
Total	5	78	15.6	2	36
Opponents	3	-3	-1.0	0	0

KICK RETURNS	No.	Yds	Avg	TD	Long
Pritchett, Nehemiah	9	267	29.7	0	72
Kaufman, Donovan	3	61	20.3	0	30
Shivers, Shaun	3	52	17.3	0	19
Hunter, Jarquez	1	15	15.0	0	15
Total	16	395	24.7	0	72
Opponents	12	220	18.3	0	32

FUMBLE RETURNS	No.	Yds	Avg	TD	Long
McCreary, Roger	1	0	0.0	0	0
Harris, Marcus	0	0	0.0	1	0
Pritchett, Nehemiah	0	0	0.0	1*	0
Total	1	0	0.0	2	0
Opponents	1	24	24.0	1	24

*blocked field goal return

SCORING.....	TD	FGs	PATs					Saf	Points
			Kick	Rush	Rcv	Pass	DXP		
Carlson,Anders.....	0	14-19	31-32	0-0	0	0-0	0	0	73
Bigsby,Tank.....	7	0-0	0-0	0-0	0	0-0	0	0	42
Hunter,Jarquez.....	4	0-0	0-0	0-0	0	0-0	0	0	24
Nix,Bo.....	4	0-0	0-0	0-0	0	0-0	0	0	24
Robertson, Demetris.....	4	0-0	0-0	0-0	0	0-0	0	0	24
Shivers,Shaun.....	2	0-0	0-0	0-0	0	0-0	0	0	12
Johnson,Ja'Varr.....	2	0-0	0-0	0-0	0	0-0	0	0	12
Hudson,Kobe.....	1	0-0	0-0	0-0	1	0-0	0	0	8
Pritchett, Nehemiah.....	1	0-0	0-0	0-0	0	0-0	0	0	6
Harris,Marcus.....	1	0-0	0-0	0-0	0	0-0	0	0	6
Jackson,Sean.....	1	0-0	0-0	0-0	0	0-0	0	0	6
Finley,TJ.....	1	0-0	0-0	0-0	0	1-1	0	0	6
Jackson, Shedrick.....	1	0-0	0-0	0-0	0	0-0	0	0	6
Johnson Jr., Malcolm.....	1	0-0	0-0	0-0	0	0-0	0	0	6
Lester,Barton.....	1	0-0	0-0	0-0	0	0-0	0	0	6
Fromm,Tyler.....	1	0-0	0-0	0-0	0	0-0	0	0	6
Monday,Smoke.....	1	0-0	0-0	0-0	0	0-0	0	0	6
McCreary,Roger.....	1	0-0	0-0	0-0	0	0-0	0	0	6
TEAM.....	0	0-0	0-0	0-0	0	0-0	0	1	2
Patton,Ben.....	0	0-0	1-1	0-0	0	0-0	0	0	1
Total.....	34	14-19	32-33	0-0	1	1-1	0	1	282
Opponents.....	19	15-19	17-17	0-0	1	1-2	0	0	178

TOTAL OFFENSE	G	Plays	Rush	Pass	Total	Avg/G
Nix,Bo.....	9	337	171	1917	2088	232.0
Bigsby,Tank.....	9	140	735	0	735	81.7
Hunter,Jarquez.....	9	73	544	0	544	60.4
Finley,TJ.....	5	36	16	275	291	58.2
Shivers,Shaun.....	8	12	80	0	80	10.0
Jackson,Sean.....	2	12	60	0	60	30.0
Robertson, Demetris.....	8	2	43	0	43	5.4
Sharp,Jay.....	1	5	15	0	15	15.0
Ingram,Jordon.....	1	2	8	0	8	8.0
Johnson Jr., Malcolm.....	7	1	1	0	1	0.1
Hudson,Kobe.....	9	1	-10	0	-10	-1.1
TEAM.....	8	10	-11	0	-11	-1.4
Total.....	9	631	1652	2192	3844	427.1
Opponents.....	9	633	1234	2023	3257	361.9

FIELD GOALS.. FGM-FGA	Pct	01-19	20-29	30-39	40-49	50-99	Lg	Blk
Carlson,Anders.....	14-19	73.7	0-0	6-6	2-3	6-8	0-2	49 1

FG SEQUENCE (made)	Auburn	Opponents
Akron	(44)	(40)
Alabama St.	(34),(23)	20
Penn State	(45),(43)	-
Georgia St.	(40),(23),(27),(45),40	(32)
LSU	51,(49),52	(33),(26),(22),(51)
Georgia	(24)	(23),43,(21)
Arkansas	(29)	(44),53
Ole Miss	43,(28)	(29),(49)
Texas A&M	(32),33	(21),42,(29),(47),(37)

PUNTING.....	No.	Yds	Avg	Long	TB	FC	I20	50+	Blkd
Chapman,Oscar.....	35	1610	46.0	65	2	17	13	9	0
Total.....	35	1610	46.0	65	2	17	13	9	0
Opponents.....	44	1863	42.3	67	0	14	14	12	2

KICKOFFS	No.	Yds	Avg	TB	OB	Retn	Net	YdLn
Carlson,Anders.....	55	3277	59.6	33	0			
Patton,Ben.....	1	65	65.0	1	0			
Total.....	56	3342	59.7	34	0	220	40.6	24
Opponents.....	43	2646	61.5	26	0	395	37.2	27

ALL PURPOSE	G	Rush	Rec	PR	KOR	IR	Tot	Avg/G
Bigsby,Tank.....	9	735	89	0	0	0	824	91.6
Hunter,Jarquez.....	9	544	51	0	15	0	610	67.8
Robertson, Demetris.....	8	43	377	88	0	0	508	63.5
Hudson,Kobe.....	9	-10	383	0	0	0	373	41.4
Shenker, John Samuel.....	9	0	323	0	0	0	323	35.9
Jackson, Shedrick.....	9	0	312	0	0	0	312	34.7
Pritchett, Nehemiah.....	9	0	0	0	267	0	267	29.7
Shivers,Shaun.....	8	80	134	0	52	0	266	33.2
Nix,Bo.....	9	171	0	0	0	0	171	19.0
Johnson,Ja'Varr.....	9	0	118	37	0	0	155	17.2
Fromm,Tyler.....	8	0	82	0	0	0	82	10.2
Johnson Jr., Malcolm.....	7	1	77	0	0	0	78	11.1
Deal,Luke.....	8	0	61	0	0	0	61	7.6
Kaufman,Donovan.....	9	0	0	0	61	0	61	6.8
Jackson,Sean.....	2	60	0	0	0	0	60	30.0
Capers,Ze'Vian.....	8	0	54	0	0	0	54	6.8
King,Landen.....	4	0	54	0	0	0	54	13.5
Newton,Caylin.....	7	0	31	19	0	0	50	7.1
Canion,Elijah.....	4	0	46	0	0	0	46	11.5
Monday,Smoke.....	9	0	0	0	0	36	36	4.0
McCreary,Roger.....	9	0	0	0	0	35	35	3.9
Guice,Devin.....	4	0	0	21	0	0	21	5.2
Lester,Barton.....	5	0	0	19	0	0	19	3.8
Finley,TJ.....	5	16	0	0	0	0	16	3.2
Sharp,Jay.....	1	15	0	0	0	0	15	15.0
Ingram,Jordon.....	1	8	0	0	0	0	8	8.0
Knighten, Bydarris.....	9	0	0	0	0	7	7	0.8
TEAM.....	8	-11	0	0	0	0	-11	-1.4
Total.....	9	1652	2192	184	395	78	4501	500.1
Opponents.....	9	1234	2023	27	220	-3	3501	389.0

2021 DEFENSIVE STATISTICS

DEFENSIVE LEADERS	GP	-----Tackles-----			TFL/Yds	-Sacks-		----Pass Def----		QBH	----Fumbles-----		Blkd Kick	Saf
		Solo	Ast	Total		No-Yards	Int-Yds	BrUp	Rcv-Yds		FF			
9 McClain,Zakoby.....	9	41	30	71	5.5-16	2.0-10	.	3	2	
31 Wooten,Chandler.....	9	35	27	62	4.0-11	.	.	1	
21 Monday,Smoke.....	9	29	16	45	7.0-12	1.0-2	1-36	3	1	
10 Puckett,Zion.....	8	30	13	43	0.5-0	
25 Wooden,Colby.....	9	21	19	40	7.0-27	4.0-22	.	2	7	1-0	.	1	.	
29 Hall,Derick.....	9	24	15	39	6.5-29	4.0-24	.	.	1	.	1	.	.	
19 Knighten, Bydarrius.....	9	24	12	36	.	.	1-7	2	
23 McCreary,Roger.....	9	27	7	34	1.0-1	.	2-35	9	.	1-0	.	.	.	
99 Moultry,T.D.....	6	14	14	28	6.0-22	3.0-17	.	.	2	
0 Pappoe,Owen.....	5	14	9	23	3.0-13	.	.	.	2	
18 Pritchett, Nehemiah.....	9	16	5	21	.	.	.	2	
1 Kaufman,Donovan.....	9	14	5	19	2.0-13	1.0-7	.	1	.	.	2	.	.	
50 Harris,Marcus.....	8	10	9	19	4.0-10	1.0-2	.	.	3	1-0	.	.	.	
55 Leota,Eku.....	9	9	7	16	7.0-33	4.0-24	.	.	3	.	1	.	.	
36 Simpson,Jaylin.....	7	11	5	16	1.0-1	.	1-0	1	1	
37 Height,Romello.....	7	5	11	16	3.0-6	.	.	.	2	
32 Steiner,Wesley.....	9	7	8	15	1.5-2	
92 Burks,Marquis.....	9	6	7	13	3.0-14	2.0-11	.	.	1	.	2	.	.	
89 Pegues,J.J.....	9	5	5	10	1	.	.	
13 Tennison, Ladarius.....	5	7	3	10	1.0-4	
90 Fair,Tony.....	9	1	6	7	0.5-1	.	.	.	1	
35 Riley,Cam.....	7	3	4	7	1.0-2	
49 Butler,Dre.....	4	2	4	6	
3 Walker,Zykeivou.....	5	2	2	4	0.5-0	.	.	1	
45 Johnson,Caleb.....	1	3	1	4	1.0-1	
28 Guice,Devin.....	4	2	2	4	
16 Askew,Malcolm.....	7	1	2	3	
51 Lester,Barton.....	5	2	.	2	1	.	
33 Willis,Joko.....	5	2	.	2	1.0-1	
80 Capers,Ze'Vian.....	8	1	.	1	
67 Quattlebaum, Jacob.....	8	.	1	1	
86 Deal,Luke.....	8	.	1	1	
11 Jackson, Shedrick.....	9	1	.	1	
17 Canion,Elijah.....	4	.	1	1	
14 Torrence,Ro.....	6	.	1	1	
27 Hunter, Jarquez.....	9	.	1	1	
30 Tisdol,Desmond.....	6	.	1	1	
25 Newton,Caylin.....	7	1	.	1	1	.	
48 Robinson,Marquis.....	1	.	1	1	
96 Walker,Garrison.....	1	.	1	1	
TM TEAM.....	8	1	
Total.....	9	371	256	627	67-219	22-119	5-78	25	26	3-0	7	3	1	
Opponents.....	9	357	220	577	35.0-154	13-108	3--3	27	29	6-24	7	1	.	

SPECIAL TEAMS TACKLES

----Tackles----				----Tackles----			
SPECIAL TEAMS	Total	KO	Punt	SPECIAL TEAMS	Total	KO	Punt
Chandler Wooten.....	3	2	1	Joko Willis.....	1	1	0
Derick Hall.....	3	2	1	Bydarrius Knighten.....	1	1	0
Wesley Steiner.....	2	1	1	Shedrick Jackson.....	1	0	1
Ladarius Tennison.....	2	2	0	Elijah Canion.....	1	0	1
Caylin Newton.....	1	1	0	Luke Deal.....	1	0	1
Jacob Quattlebaum.....	1	0	1	Zion Puckett.....	1	1	0
Barton Lester.....	1	1	0	Smoke Monday.....	1	0	1
Colby Wooden.....	1	1	0	Totals	21	13	8

2021 SCORING DRIVES

Plays	Yards	TOP Qtr	Scoring Play
AKRON			
6	65	2:28	1 Tank Bigsby 32-yd rush (Carlson kick missed)
7	66	3:18	1 Shaun Shivers 19-yd pass from Nix (Carlson kick)
1	34	0:08	2 Ja'Varrius Johnson 34-yd pass from Nix (Carlson kick)
6	92	2:53	2 Kobe Hudson 28-yd pass from Nix (Carlson kick)
8	65	1:04	2 Anders Carlson 44-yd FG
5	75	2:11	3 Shaun Shivers 26-yd rush (Carlson kick)
-	-	-	3 Safety (Team)
5	62	2:18	3 T.J. Finley 1-yd rush (Carlson kick)
5	65	2:10	4 Jarquez Hunter 9-yd rush (Carlson kick)
Total	43	524	16:30
Avg.	5.4	65.5	2:04
(8 scoring drives) (Season: 8 scoring drives, 43 plays, 524 yards)			

ALABAMA STATE			
10	63	3:46	1 Anders Carlson 34-yd FG
7	19	3:38	1 Anders Carlson 23-yd FG
11	68	3:57	2 Demetris Robertson 6-yd pass from Nix (Carlson kick)
-	-	-	2 N. Pritchett 80-yd blocked FG return (Carlson kick)
4	90	2:09	3 Demetris Robertson 28-yd pass from Nix (Carlson kick)
1	51	0:17	3 Demetris Robertson 36-yd rush (Carlson kick)
-	-	-	3 Roger McCreary 35-yd INT return (Carlson kick)
2	74	0:40	3 M. Johnson Jr. 49-yd pass from Finley (Carlson kick)
1	94	0:14	3 Jarquez Hunter 94-yd rush (Carlson kick)
13	63	7:42	4 Sean Jackson 4-yd rush (Patton kick)
Total	50	522	22:23
Avg.	6.3	65.3	2:48
(8 scoring drives) (Season: 16 scoring drives, 93 plays, 1,046 yards)			

at PENN STATE			
6	28	2:37	1 Anders Carlson 45-yd FG
11	75	4:56	2 Tank Bigsby 4-yd run (Carlson kick)
15	75	7:14	3 Tank Bigsby 6-yd run (Carlson kick)
9	31	3:02	4 Anders Carlson 43-yd FG
Total	41	209	17:49
Avg.	10.3	52.3	4:27
(4 scoring drives) (Season: 20 scoring drives, 134 plays, 1,255 yards)			

GEORGIA STATE			
4	5	0:50	1 Anders Carlson 40-yd FG
10	65	3:50	1 Anders Carlson 23-yd FG
9	66	3:39	2 Anders Carlson 27-yd FG
11	47	4:27	2 Anders Carlson 45-yd FG
-	-	-	3 Barton Lester 0-yd blocked punt return (Carlson kick)
13	98	2:38	4 S. Jackson 10-yd pass from Finley (Hudson pass)
-	-	-	4 Smoke Monday 36-yd INT return (Carlson kick)
Total	47	281	15:24
Avg.	9.4	56.2	3:05
(5 scoring drives) (Season: 25 scoring drives, 181 plays, 1,536 yards)			

at LSU			
10	75	3:45	2 Tyler Fromm 24-yd pass from Nix (Carlson kick)
13	62	3:05	2 Anders Carlson 49-yd FG
9	75	4:10	4 Bo Nix 5-yd rush (Carlson kick)
11	92	3:55	4 Jarquez Hunter 1-yd rush (Carlson kick)
Total	43	304	14:55
Avg.	9.4	76.0	2:57
(4 scoring drives) (Season: 29 scoring drives, 224 plays, 1,840 yards)			

GEORGIA			
17	68	6:41	1 Anders Carlson 24-yd FG
6	78	1:53	3 Tank Bigsby 6-yd rush (Carlson kick)
Total	23	146	8:34
Avg.	11.5	73.0	4:17
(2 scoring drives) (Season: 31 scoring drives, 247 plays, 1,986 yards)			

at ARKANSAS			
6	75	2:44	1 Ja'Varrius Johnson 39-yd pass from Nix (Carlson kick)
9	65	4:18	2 Tank Bigsby 1-yd rush (Carlson kick)
-	-	-	3 Marcus Harris 0-yd fumble return (Carlson kick)
1	71	0:11	3 Demetris Robertson 71-yd pass from Nix (Carlson kick)
9	63	4:25	4 Anders Carlson 29-yd FG
12	75	6:11	4 Bo Nix 23-yd rush (Carlson kick)
Total	37	349	17:49
Avg.	7.4	69.8	3:34
(5 scoring drives) (Season: 36 scoring drives, 284 plays, 2,335 yards)			

OLE MISS			
11	82	4:45	1 Bo Nix 11-yd rush (Carlson kick)
10	72	4:37	1 Tank Bigsby 1-yd rush (Carlson kick)
5	77	1:49	2 Bo Nix 7-yd rush (Carlson kick)
11	69	2:22	2 Jarquez Hunter 9-yd pass from Nix (Carlson kick)
11	76	5:16	4 Anders Carlson 28-yd FG
Total	48	376	18:49
Avg.	9.6	75.2	3:46
(5 scoring drives) (Season: 41 scoring drives, 332 plays, 2,711 yards)			

at TEXAS A&M			
14	60	6:52	1 Anders Carlson 32-yd FG
Total	14	60	6:52
Avg.	14.0	60.0	6:52
(1 scoring drive) (Season: 42 scoring drives, 348 plays, 2,771 yards)			

Average Scoring Drive: Plays: 8.3 • Yards: 66.0 • Time: 3:19

MISCELLANEOUS STATISTICS

Average Time of Possession (by Quarter)

	1	2	3	4	Total
AUBURN.....	72:12 (8:01)	65:29 (7:16)	52:31 (5:50)	72:21 (8:02)	262:33 (29:10)
Opponents.....	62:48 (6:58)	69:31 (7:43)	82:29 (9:09)	62:39 (6:57)	277:27 (30:49)

Third Down Conversions (by Quarter)

	1	2	3	4	OT	Total
AUBURN	15-34	14-36	9-22	15-33	--	53-125
Pct.	44.1%	38.9%	40.9%	45.5%	--	42.4%
Opponents	9-29	17-35	14-38	9-29	--	49-131
Pct.	31.0%	48.6%	36.8%	31.0%	--	37.4%

Third Down Conversions (by Yardage)

	Yards to go	1-3	4-6	7-9	10+	Total
AUBURN.....	23-36	18-37	3-24	9-28	53-125	
Pct.....	63.9%	48.6%	12.5%	32.1%	42.4%	

Red Zone

AU Scores/Times in Red Zone: 25/28 (89.3%)
 AU TDs/Times in Red Zone: 17/28 (60.7%)
 Scores (25): 17 TD, 8 FG
 Non-Scores (3): 2 Downs, 1 FGA
 Opp. Scores/Times in Red Zone: 27/33 (81.8%)
 Opp. TDs/Times in Red Zone: 15/33 (45.5%)
 Scores (27): 15 TD, 12 FG
 Non-Scores (6): 1 FGA, 4 Downs, 1 INT

Turnovers

Takeaways — 8, Giveaways — 9
 Difference — (-1)
 Points Off TOs — AU 28, Opp 25
 Points Off TOs/Game — AU 3.1, Opp 2.8

Kickoffs

Kickoffs — 57 for 3,557 yards (58.9 avg.)
 Carlson — 56 KO, 33 TB, 12 Ret, 9 FC, 1 OB
 On-side kicks — AU 0-1, Opp. 1-1
 Opp. Returns — 12 for 220 yards (18.3 avg.)

2021 GAME-BY-GAME TEAM STATISTICS

Game	Score	First Downs		Rushing		Passing		Total Off.	Punts	Fum.	Penalties	3rd	Time of
		Tot	Ru-Pa-Pe	No-Yds-TD	C-A-I	Yds	TD						
Auburn	60	28	14-14-0	32-316-5	22-27-0	297	3	59-613	2-31.5	0-0	3-25	4-6	24:16
vs. Akron	10	12	2-10-0	36-(-3)-0	22-27-0	188	1	63-188	5-50.0	4-0	5-35	4-13	35:44
#25 Auburn	62	21	13-6-2	39-364-3	11-19-0	174	3	58-538	1-47.0	3-1	10-67	6-11	27:09
vs. Alabama State	0	11	3-7-1	29-46-0	19-29-1	130	0	58-176	10-37.4	3-1	8-57	4-15	32:51
#22 Auburn	20	24	10-12-2	40-182-2	21-39-0	185	0	79-367	4-48.5	1-1	6-45	10-17	31:42
at #10 Penn State	28	22	5-15-2	33-89-2	29-33-1	302	2	66-391	4-50.0	1-0	5-35	5-10	28:18
#23 Auburn	34	21	7-13-1	35-166-0	22-43-0	253	1	78-419	5-46.4	3-1	6-65	9-20	30:23
vs. Georgia State	24	20	12-7-1	47-267-1	12-24-1	117	2	71-384	8-38.2	2-0	2-20	7-16	29:37
#22 Auburn	24	23	6-16-1	29-163-2	24-48-0	290	1	77-453	3-39.7	0-0	5-45	7-16	28:46
at LSU	19	19	3-13-3	25-33-0	26-46-1	325	1	71-358	4-40.8	2-0	6-50	6-17	31:14
#18 Auburn	10	17	4-12-1	29-46-1	24-43-1	272	0	72-318	6-46.0	0-0	5-34	5-18	26:54
vs. #2 Georgia	34	22	11-8-3	49-201-2	14-21-0	231	2	70-432	3-45.7	0-0	3-18	5-12	33:06
Auburn	38	20	6-12-2	35-135-2	21-26-1	292	2	61-427	4-47.8	0-0	6-49	4-10	30:03
at #19 Arkansas	23	29	12-15-2	54-232-1	21-35-0	228	2	89-460	3-37.7	1-1	4-41	10-19	29:57
#18 Auburn	31	30	14-12-4	46-207-3	22-31-0	276	1	77-483	3-56.0	4-2	6-40	4-11	33:25
vs. #10 Ole Miss	20	26	8-17-1	39-157-2	26-42-1	307	0	81-464	3-44.3	1-0	7-57	6-15	26:35
#12 Auburn	3	17	9-8-0	29-73-0	20-41-1	153	0	70-226	7-45.7	3-1	5-35	4-16	29:56
at #13 Texas A&M	20	18	9-8-1	35-217-0	15-29-0	192	0	64-409	4-46.8	1-1	4-30	3-13	30:04
Auburn													
vs. Mississippi State													
Auburn													
at South Carolina													
Auburn													
vs. Alabama													

STARTING LINEUPS

OFFENSE	QB	RB	WR/RB	WR/TE	WR/TE	TE	LT	LG	C	RG	RT
AKRON	Nix	Bigsby	Robertson	J. Johnson	Jackson	Shenker	Troxell	Council	Brahms	Jones	Hamm
ALABAMA STATE	Nix	Bigsby	Robertson	McFadden	Jackson	Shenker	Troxell	Council	Brahms	Jones	Hamm
at Penn State	Nix	Bigsby	M. Johnson	Newton	Jackson	Shenker	Troxell	Council	Brahms	Jones	Hamm
GEORGIA STATE	Nix	Bigsby	M. Johnson	J. Johnson	Deal (TE)	Shenker	Troxell	Council	Brahms	Jones	Hamm
at LSU	Nix	Bigsby	Robertson	Hudson	Capers	Shenker	Troxell	Council	Brahms	Jones	Hamm
GEORGIA	Nix	Bigsby	Jackson	Pegues (FB)	Deal (TE)	Shenker	Troxell	Council	Brahms	Jones	Hamm
at Arkansas	Nix	Bigsby	Hunter (RB)	Hudson	Capers	Shenker	Zierer	Council	Brahms	Jones	Hamm
OLE MISS	Nix	Bigsby	Robertson	Hudson	Fromm (TE)	Shenker	Troxell	Council	Brahms	Jones	Hamm
at Texas A&M	Nix	Bigsby	Robertson	Hudson	J. Johnson	Shenker	Troxell	Jackson	Brahms	Jones	Hamm
MISSISSIPPI STATE											
at South Carolina											
ALABAMA											

DEFENSE	DE	DT	DT	DE	LB	LB	Star/DB	CB	CB	S	S
AKRON	Wooden	Harris	Moultry	Hall	McClain	Pappoe	Kaufman	McCreary	Pritchett	Monday	Knighten
ALABAMA STATE	Wooden	Harris	Moultry	Hall	McClain	Pappoe	Kaufman	McCreary	Pritchett	Monday	Puckett
at Penn State	Wooden	Harris	Moultry	Hall	McClain	Pappoe	Kaufman	McCreary	Pritchett	Monday	Puckett
GEORGIA STATE	Wooden	Harris	Moultry	Hall	Wooten	Steiner	Tennison	McCreary	Pritchett	Monday	Puckett
at LSU	Wooden	Harris	Leota	Hall	McClain	Wooten	Knighten	McCreary	Pritchett	Monday	Puckett
GEORGIA	Wooden	Harris	Fair	Hall	McClain	Wooten	Knighten	McCreary	Pritchett	Monday	Puckett
at Arkansas	Wooden	Harris	Leota	Hall	McClain	Wooten	Knighten	McCreary	Simpson	Monday	Puckett
OLE MISS	Wooden	Harris	Leota	Hall	McClain	Pappoe	Knighten	McCreary	Simpson	Monday	Puckett
at Texas A&M	Wooden	Harris	Moultry	Hall	McClain	Pappoe	Kaufman	McCreary	Simpson	Monday	Tennison
MISSISSIPPI STATE											
at South Carolina											
ALABAMA											

2021 GAME-BY-GAME INDIVIDUAL STATISTICS

Passing			Field Goals		Punting	
C-A-Yds-Int, TD	#10 Nix	#1 Finley	(Made), Missed	#26 Carlson	No.-Avg, In 20	#91 Chapman
AKRON	20-22-275-0, 3	2-5-0-22, 0	AKRON	(44)	AKRON	2-31.5, 0
ALABAMA STATE	9-17-108-0, 2	2-2-66-0, 1	ALABAMA STATE	(34) (23)	ALABAMA STATE	1-47.0, 1
at Penn State	21-37-185-0, 0	DNP	at Penn State	(45) (43)	at Penn State	5-48.5, 2
GEORGIA STATE	13-27-156-0, 0	9-16-97-0, 1	GEORGIA STATE	(40)(23)(27)(45) 40	GEORGIA STATE	5-46.4, 2
at LSU	23-44-255-0, 1	1-4-35-0, 0	at LSU	51 (49) 52	at LSU	3-39.7, 1
GEORGIA	21-38-217-1, 0	3-5-55-0, 0	GEORGIA	(24)	GEORGIA	6-46.0, 1
at Arkansas	21-26-292-1, 2	DNP	at Arkansas	(29)	at Arkansas	4-47.8, 1
OLE MISS	22-30-276-1, 1	DNP	OLE MISS	43 (28)	OLE MISS	3-56.0, 1
at Texas A&M	20-41-153-1, 0	DNP	at Texas A&M	(32) 33	at Texas A&M	7-45.7, 4
MISSISSIPPI STATE			MISSISSIPPI STATE		MISSISSIPPI STATE	
at South Carolina			at South Carolina		at South Carolina	
ALABAMA			ALABAMA		ALABAMA	

Numbers in (parentheses) = made

Rushing

No.-Yds, TD	#0 Robertson	#1 Finley	#4 Bigsby	#8 Shivers	#10 Nix	#16 M. Johnson	#22 Sharp	#24 Ingram
AKRON	1-7, 0	1-1, 1	13-119, 2	2-24, 1	3-32, 0	1-1, 0	DNP	DNP
ALABAMA STATE	1-36, 1	--	11-122, 0	DNP	2-(-2), 0	--	5-15, 0	2-8, 0
at Penn State	--	--	23-102, 2	DNP	6-29, 0	--	DNP	DNP
GEORGIA STATE	--	3-15, 0	18-60, 0	2-29, 0	2-0, 0	--	DNP	DNP
at LSU	--	--	9-27, 0	--	12-74, 1	--	DNP	DNP
GEORGIA	--	--	10-28, 1	4-16, 0	10-(-16), 0	--	DNP	DNP
at Arkansas	--	DNP	18-68, 1	--	5-42, 1	--	DNP	DNP
OLE MISS	--	DNP	23-140, 1	1-3, 0	8-30, 2	DNP	DNP	DNP
at Texas A&M	--	DNP	15-69, 0	3-8, 0	7-(-18), 0	DNP	DNP	DNP
MISSISSIPPI STATE								
at South Carolina								
ALABAMA								

No.-Yds, TD

#27 Hunter #44 Se. Jackson

AKRON	9-110, 1	2-22, 0
ALABAMA STATE	8-147, 1	10-38, 0
at Penn State	9-63, 0	DNP
GEORGIA STATE	10-62, 0	DNP
at LSU	6-65, 1	DNP
GEORGIA	5-18, 0	DNP
at Arkansas	10-28, 0	DNP
OLE MISS	12-38, 0	DNP
at Texas A&M	4-14, 0	DNP
MISSISSIPPI STATE		
at South Carolina		
ALABAMA		

Receiving

No.-Yds, TD	#0 Robertson	#4 Bigsby	#5 Hudson	#6 J. Johnson	#8 Shivers	#11 Sh. Jackson	#16 M. Johnson	#17 Canion
AKRON	3-20, 0	1-19, 0	2-41, 1	3-51, 1	1-19, 1	5-79, 0	--	1-9, 0
ALABAMA STATE	3-61, 2	--	2-21, 0	DNP	DNP	2-11, 0	--	1-17, 0
at Penn State	5-23, 0	1-1, 0	4-66, 0	1-3, 0	DNP	2-6, 0	1-14, 0	DNP
GEORGIA STATE	--	2-5, 0	5-76, 0	2-25, 0	1-3, 0	4-70, 1	2-7, 0	--
at LSU	6-60, 0	1-6, 0	1-20, 0	--	5-38, 0	1-7, 0	--	DNP
GEORGIA	10-59, 0	3-22, 0	5-50, 0	--	3-11, 0	2-37, 0	--	DNP
at Arkansas	2-81, 1	1-10, 0	3-29, 0	1-39, 1	--	5-61, 0	1-7, 0	DNP
OLE MISS	3-55, 0	2-10, 0	6-79, 0	--	2-23, 0	3-33, 0	DNP	DNP
at Texas A&M	1-10, 0	4-16, 0	1-8, 0	--	6-40, 0	2-8, 0	DNP	--
MISSISSIPPI STATE								
at South Carolina								
ALABAMA								

2021 GAME-BY-GAME INDIVIDUAL STATISTICS

No.-Yds, TD	#25 Newton	#40 King	#47 Shenker	#80 Capers	#84 Fromm	#86 Deal
AKRON	--	--	5-38, 0	1-13, 0	--	--
ALABAMA STATE	--	DNP	1-8, 0	--	--	--
at Penn State	DNP	DNP	5-62, 0	--	--	--
GEORGIA STATE	--	DNP	2-26, 0	2-15, 0	--	--
at LSU	--	DNP	5-102, 0	1-7, 0	3-40, 1	--
GEORGIA	1-31, 0	2-31, 0	1-20, 0	--	--	1-9, 0
at Arkansas	--	2-10, 0	1-12, 0	--	1-11, 0	4-19, 0
OLE MISS	--	--	1-5, 0	1-13, 0	1-31, 0	2-18, 0
at Texas A&M	--	--	4-50, 0	1-6, 0	--	1-15, 0
MISSISSIPPI STATE						
at South Carolina						
ALABAMA						

Defensive Linemen

Solo+Ast=Total	#3 Walker	#25 Wooden	#29 Hall	#37 Height	#49 Butler	#50 Harris	#55 Leota	#89 Pegues
AKRON	1+1=2	1+1=2	4+2=6	1+2=3	1+0=1	1+0=1	1+0=1	1+2=3
ALABAMA STATE	0+1=1	0+1=1	1+0=1	1+3=4	DNP	0+2=2	1+3=4	0+1=1
at Penn State	--	2+2=4	4+1=5	1+1=2	DNP	3+1=4	--	--
GEORGIA STATE	--	5+3=8	2+1=3	0+1=1	DNP	1+1=2	2+0=2	--
at LSU	DNP	2+5=7	4+4=8	1+1=2	0+1=1	1+0=1	1+0=1	--
GEORGIA	1+0=1	3+3=6	0+2=2	--	DNP	0+2=2	2+0=2	1+1=2
at Arkansas	DNP	3+1=4	3+3=7	1+3=4	2+2=4	3+3=6	1+2=3	1+1=2
OLE MISS	DNP	4+1=5	4+0=4	DNP	--	1+0=1	0+1=1	--
at Texas A&M	--	1+2=3	3+1=4	DNP	DNP	--	1+1=2	2+0=2
MISSISSIPPI STATE								
at South Carolina								
ALABAMA								

Solo+Ast=Total	#90 Fair	#92 Burks	#96 Walker	#99 Moultry	#45 Johnson	#48 Robinson
AKRON	--	2+1=1	--	2+5=7	DNP	DNP
ALABAMA STATE	0+1=1	2+1=1	0+1=1	2+1=3	DNP	DNP
at Penn State	0+1=1	2+0=2	DNP	3+1=4	DNP	DNP
GEORGIA STATE	0+1=1	0+2=2	DNP	4+5=9	DNP	DNP
at LSU	--	--	DNP	DNP	--	DNP
GEORGIA	0+1=1	0+1=1	1+0=1	DNP	3+1=4	0+1=1
at Arkansas	0+1=1	0+2=2	DNP	DNP	--	DNP
OLE MISS	1+0=1	--	DNP	2+0=2	DNP	DNP
at Texas A&M	0+1=1	--	DNP	1+2=3	DNP	DNP
MISSISSIPPI STATE						
at South Carolina						
ALABAMA						

Linebackers

Solo+Ast=Total	#0 Pappoe	#9 McClain	#30 Tisdol	#31 Wooten	#32 Steiner	#33 Willis	#35 Riley	#51 Lester
AKRON	1+3=4	3+4=7	--	4+2=6	0+2=2	--	2+1=3	1+0=1
ALABAMA STATE	2+4=6	7+3=10	0+1=1	1+3=4	1+1=2	1+0=1	1+0=1	1+0=1
at Penn State	5+0=5	1+1=2	DNP	6+4=10	1+1=2	DNP	--	--
GEORGIA STATE	DNP	2+2=4	--	6+6=12	3+2=5	DNP	0+1=1	--
at LSU	DNP	4+8=12	DNP	1+2=3	--	1+0=1	--	--
GEORGIA	DNP	2+1=3	--	5+3=8	2+0=2	--	0+2=2	--
at Arkansas	DNP	9+6=15	DNP	6+3=9	0+2=2	--	DNP	DNP
OLE MISS	3+2=5	10+4=14	--	3+2=5	--	--	DNP	DNP
at Texas A&M	3+0=3	3+1=4	--	2+2=4	--	DNP	--	DNP
MISSISSIPPI STATE								
at South Carolina								
ALABAMA								

2021 GAME-BY-GAME INDIVIDUAL STATISTICS

Defensive Backs

Solo+Ast=Total	#1 Kaufman	#10 Puckett	#13 Tennison	#14 Torrence	#18 Pritchett	#16 Askew	#19 Knighten	#21 Monday
AKRON	2+0=2	3+0=3	--	0+1=1	2+1=3	1+0=1	4+0=4	1+1=2
ALABAMA STATE	1+0=1	1+1=2	--	--	1+0=1	0+2=2	1+2=3	1+0=1
at Penn State	2+0=2	2+0=2	--	DNP	5+1=6	--	--	6+2=8
GEORGIA STATE	1+1=2	4+0=4	--	--	--	--	--	3+1=4
at LSU	--	4+2=6	0+1=1	--	3+2=5	--	2+3=5	1+2=3
GEORGIA	4+1=5	5+5=10	--	--	4+1=5	DNP	6+3=9	2+1=3
at Arkansas	0+1=1	3+4=7	--	--	1+0=1	--	4+3=7	2+4=6
OLE MISS	--	8+1=9	1+0=1	DNP	--	--	7+1=8	7+2=9
at Texas A&M	4+1=5	DNP	6+2=8	DNP	--	DNP	--	6+3=9
MISSISSIPPI STATE								
at South Carolina								
ALABAMA								

Solo+Ast=Total	#23 McCreary	#28 Guice	#36 Simpson
AKRON	3+0=3	1+0=1	--
ALABAMA STATE	6+1=7	0+1=1	--
at Penn State	3+1=4	DNP	--
GEORGIA STATE	2+0=2	1+1=2	--
at LSU	3+1=4	DNP	3+1=4
GEORGIA	2+0=2	DNP	1+1=2
at Arkansas	4+1=5	DNP	3+2=5
OLE MISS	3+2=5	--	1+0=1
at Texas A&M	1+1=2	DNP	3+1=4
MISSISSIPPI STATE			
at South Carolina			
ALABAMA			

2021 SUPERLATIVES

Auburn Team Superlatives

Rushes.....	46	vs Ole Miss (Oct 30, 2021)
Yards Rushing.....	364	vs Alabama St. (Sep 11, 2021)
Yards Per Rush.....	9.9	vs Akron (Sep 04, 2021)
TD Rushes.....	5	vs Akron (Sep 04, 2021)
Pass attempts.....	48	at LSU (Oct 02, 2021)
Pass completions.....	24	at LSU (Oct 02, 2021)
.....		vs Georgia (Oct 09, 2021)
Yards Passing.....	297	vs Akron (Sep 04, 2021)
Yards Per Pass.....	11.2	at Arkansas (Oct 16, 2021)
TD Passes.....	3	vs Akron (Sep 04, 2021)
.....		vs Alabama St. (Sep 11, 2021)
Total Plays.....	79	at Penn State (Sep 18, 2021)
Total Offense.....	613	vs Akron (Sep 04, 2021)
Yards Per Play.....	10.4	vs Akron (Sep 04, 2021)
Points.....	62	vs Alabama St. (Sep 11, 2021)
Sacks By.....	7	vs Akron (Sep 04, 2021)
First Downs.....	30	vs Ole Miss (Oct 30, 2021)
Penalties.....	10	vs Alabama St. (Sep 11, 2021)
Penalty Yards.....	67	vs Alabama St. (Sep 11, 2021)
Turnovers.....	2	vs Ole Miss (Oct 30, 2021)
.....		at Texas A&M (Nov 06, 2021)
Interceptions By.....	1	vs Alabama St. (Sep 11, 2021)
.....		at Penn State (Sep 18, 2021)
.....		vs Georgia St. (Sep 25, 2021)
.....		at LSU (Oct 02, 2021)
.....		vs Ole Miss (Oct 30, 2021)
Punts.....	7	at Texas A&M (Nov 06, 2021)
Punting Avg.....	56.0	vs Ole Miss (Oct 30, 2021)
Long Punt.....	65	vs Ole Miss (Oct 30, 2021)
Punts inside 20.....	4	at Texas A&M (Nov 06, 2021)
Long Punt Return.....	23	vs Alabama St. (Sep 11, 2021)

Auburn Individual Superlatives

Rushes.....	23	Biggsby, Tank at Penn State (Sep 18, 2021)
.....		Biggsby, Tank vs Ole Miss (Oct 30, 2021)
Yards Rushing.....	147	Hunter, Jarquez vs Alabama St. (Sep 11, 2021)
TD Rushes.....	2	Biggsby, Tank vs Akron (Sep 04, 2021)
.....		Biggsby, Tank at Penn State (Sep 18, 2021)
.....		Nix, Bo vs Ole Miss (Oct 30, 2021)
Long Rush.....	94	Hunter, Jarquez vs Alabama St. (Sep 11, 2021)
Pass attempts.....	44	Nix, Bo at LSU (Oct 02, 2021)
Pass completions.....	23	Nix, Bo at LSU (Oct 02, 2021)
Yards Passing.....	292	Nix, Bo at Arkansas (Oct 16, 2021)
TD Passes.....	3	Nix, Bo vs Akron (Sep 04, 2021)
Long Pass.....	71	Nix, Bo at Arkansas (Oct 16, 2021)
Receptions.....	6	Robertson, Demetris at LSU (Oct 02, 2021)
.....		Hudson, Kobe vs Ole Miss (Oct 30, 2021)
.....		Shivers, Shaun at Texas A&M (Nov 06, 2021)
Yards Receiving.....	102	Shenker, John Samuel at LSU (Oct 02, 2021)
TD Receptions.....	2	Robertson, Demetris vs Alabama St. (Sep 11, 2021)
Long Reception.....	71	Robertson, Demetris at Arkansas (Oct 16, 2021)
Field Goals.....	4	Carlson, Anders vs Georgia St. (Sep 25, 2021)
Long Field Goal.....	49	Carlson, Anders at LSU (Oct 02, 2021)
Punts.....	7	Chapman, Oscar at Texas A&M (Nov 06, 2021)
Punting Avg.....	56.0	Chapman, Oscar vs Ole Miss (Oct 30, 2021)
Long Punt.....	65	Chapman, Oscar vs Ole Miss (Oct 30, 2021)
Punts inside 20.....	4	Chapman, Oscar at Texas A&M (Nov 06, 2021)
Long Punt Return.....	23	Robertson, Demetris vs Alabama St. (Sep 11, 2021)
Long Kickoff Return.....	72	Pritchett, Nehemiah vs Georgia St. (Sep 25, 2021)
Tackles.....	15	McClain, Zakoby at Arkansas (Oct 16, 2021)
Sacks.....	2.0	Burks, Marquis vs Akron (Sep 04, 2021)
.....		Wooden, Colby at Arkansas (Oct 16, 2021)
.....		McClain, Zakoby vs Ole Miss (Oct 30, 2021)
Tackles For Loss.....	3.0	Moultry, T.D. vs Akron (Sep 04, 2021)
Interceptions.....	1	McCreary, Roger vs Alabama St. (Sep 11, 2021)
.....		McCreary, Roger at Penn State (Sep 18, 2021)
.....		Munday, Smoke vs Georgia St. (Sep 25, 2021)
.....		Knighten, Bydarrius at LSU (Oct 02, 2021)
.....		Simpson, Jaylin vs Ole Miss (Oct 30, 2021)

Opponent Team Superlatives

Rushes.....	54	at Arkansas (Oct 16, 2021)
Yards Rushing.....	267	vs Georgia St. (Sep 25, 2021)
Yards Per Rush.....	6.2	at Texas A&M (Nov 06, 2021)
TD Rushes.....	2	at Penn State (Sep 18, 2021)
.....		vs Georgia (Oct 09, 2021)
.....		vs Ole Miss (Oct 30, 2021)
Pass attempts.....	46	at LSU (Oct 02, 2021)
Pass completions.....	29	at Penn State (Sep 18, 2021)
Yards Passing.....	325	at LSU (Oct 02, 2021)
Yards Per Pass.....	11.0	vs Georgia (Oct 09, 2021)
TD Passes.....	2	at Penn State (Sep 18, 2021)
.....		vs Georgia St. (Sep 25, 2021)
.....		vs Georgia (Oct 09, 2021)
.....		at Arkansas (Oct 16, 2021)
Total Plays.....	89	at Arkansas (Oct 16, 2021)
Total Offense.....	464	vs Ole Miss (Oct 30, 2021)
Yards Per Play.....	6.4	at Texas A&M (Nov 06, 2021)
Points.....	34	vs Georgia (Oct 09, 2021)
Sacks By.....	4	vs Georgia (Oct 09, 2021)
.....		at Texas A&M (Nov 06, 2021)
First Downs.....	29	at Arkansas (Oct 16, 2021)
Penalties.....	8	vs Alabama St. (Sep 11, 2021)
Penalty Yards.....	57	vs Alabama St. (Sep 11, 2021)
.....		vs Ole Miss (Oct 30, 2021)
Turnovers.....	2	vs Alabama St. (Sep 11, 2021)
Interceptions By.....	1	vs Georgia (Oct 09, 2021)
.....		at Arkansas (Oct 16, 2021)
.....		at Texas A&M (Nov 06, 2021)
Punts.....	10	vs Alabama St. (Sep 11, 2021)
Punting Avg.....	50.0	vs Akron (Sep 04, 2021)
.....		at Penn State (Sep 18, 2021)
Long Punt.....	67	vs Alabama St. (Sep 11, 2021)
Punts inside 20.....	3	vs Georgia St. (Sep 25, 2021)
.....		at LSU (Oct 02, 2021)
Long Punt Return.....	16	at Penn State (Sep 18, 2021)

Opponent Individual Superlatives

Rushes.....	21	Spiller, Isaiah, at Texas A&M (Nov 06, 2021)
Yards Rushing.....	150	Gregg, Tucker, vs Georgia St. (Sep 25, 2021)
TD Rushes.....	2	White, Zamir, vs Georgia (Oct 09, 2021)
Long Rush.....	57	Gregg, Tucker, vs Georgia St. (Sep 25, 2021)
Pass attempts.....	46	Johnson, Max, at LSU (Oct 02, 2021)
Pass completions.....	28	Clifford, Sean, at Penn State (Sep 18, 2021)
Yards Passing.....	325	Johnson, Max, at LSU (Oct 02, 2021)
TD Passes.....	2	Clifford, Sean, at Penn State (Sep 18, 2021)
.....		Grainger, Darren, vs Georgia St. (Sep 25, 2021)
.....		Bennett, Stetson, vs Georgia (Oct 09, 2021)
.....		Jefferson, K.J., at Arkansas (Oct 16, 2021)
Long Pass.....	60	Bennett, Stetson, vs Georgia (Oct 09, 2021)
Receptions.....	10	Dotson, Jahan, at Penn State (Sep 18, 2021)
Yards Receiving.....	135	McConkey, Ladd, vs Georgia (Oct 09, 2021)
.....		Pearson, Jahcour, vs Ole Miss (Oct 30, 2021)
TD Receptions.....	2	Burks, Treyton, at Arkansas (Oct 16, 2021)
Long Reception.....	60	McConkey, Ladd, vs Georgia (Oct 09, 2021)
Field Goals.....	4	York, Cade, at LSU (Oct 02, 2021)
.....		Small, Seth, at Texas A&M (Nov 06, 2021)
Long Field Goal.....	51	York, Cade, at LSU (Oct 02, 2021)
Punts.....	9	Grace, Aubrey, vs Alabama St. (Sep 11, 2021)
Punting Avg.....	50.0	Slike, Ethan, vs Akron (Sep 04, 2021)
.....		Stout, Jordan, at Penn State (Sep 18, 2021)
Long Punt.....	67	Grace, Aubrey, vs Alabama St. (Sep 11, 2021)
Punts inside 20.....	3	Hayes, Michael, vs Georgia St. (Sep 25, 2021)
.....		Atkins, Avery, at LSU (Oct 02, 2021)
Long Punt Return.....	16	Dotson, Jahan, at Penn State (Sep 18, 2021)
Long Kickoff Return.....	32	Jackson, Kearnis, vs Georgia (Oct 09, 2021)
Tackles.....	13	Clark, Damone, at LSU (Oct 02, 2021)
Sacks.....	2.0	Johnson, Tyree, at Texas A&M (Nov 06, 2021)
Tackles For Loss.....	2.5	Moore, Chris, vs Georgia St. (Sep 25, 2021)
Interceptions.....	1	Dean, Nakobe, vs Georgia (Oct 09, 2021)
.....		Brown, Montaric, at Arkansas (Oct 16, 2021)
.....		Jones, Jaylon, at Texas A&M (Nov 06, 2021)

2021 PLAYS OF 20+ YARDS

Yards	Type	Player(s)	Opponent	Qtr.
94*	Rush	Jarquez Hunter	Alabama St.	3
80*	FGR	Nehemiah Pritchett	Alabama St.	2
72	KR	Nehemiah Pritchett	Georgia St.	1
71*	Pass	Demetris Robertson from Bo Nix	Arkansas	3
51	Rush	Tank Bigsby	Alabama St.	3
49*	Pass	Malcolm Johnson Jr. from T.J. Finley	Alabama St.	3
44	Rush	Jarquez Hunter	LSU	4
42	Pass	Shedrick Jackson from Bo Nix	Akron	2
39*	Pass	Ja'Varrius Johnson from Bo Nix	Arkansas	1
39	KR	Nehemiah Pritchett	Ole Miss	2
37	Rush	Jarquez Hunter	Akron	3
36*	INT	Smoke Monday	Georgia St.	4
36*	Rush	Demetris Robertson	Alabama St.	3
36	Pass	Kobe Hudson from Bo Nix	Penn State	2
35	Pass	Demetris Robertson from Bo Nix	Ole Miss	2
35	Pass	John Samuel Shenker from T.J. Finley	LSU	2
35*	INT	Roger McCreary	Alabama St.	3
34	KR	Nehemiah Pritchett	Georgia St.	2
34*	Pass	Ja'Varrius Johnson from Bo Nix	Akron	2
33	Pass	John Samuel Shenker from Bo Nix	LSU	3
32*	Rush	Tank Bigsby	Akron	1
31	Pass	Tyler Fromm from Bo Nix	Ole Miss	3
31	Pass	Caylin Newton from Bo Nix	Georgia	3
31	Rush	Tank Bigsby	Akron	3
30	KR	Donovan Kaufman	Akron	4
29	Pass	Demetris Robertson from Bo Nix	Georgia	3
28	Pass	Kobe Hudson from Bo Nix	Georgia St.	2
28*	Pass	Kobe Hudson from Bo Nix	Akron	2
28*	Pass	Demetris Robertson from Bo Nix	Alabama St.	3
27	Rush	Jarquez Hunter	Georgia St.	2
27	Pass	Demetris Robertson from Bo Nix	Alabama St.	1
26	KR	Nehemiah Pritchett	Ole Miss	3
26	Rush	Tank Bigsby	Ole Miss	1
26	Pass	Demetris Robertson from Bo Nix	Georgia	4
26	Rush	Shaun Shivers	Georgia St.	1
26*	Rush	Shaun Shivers	Akron	3
25	Pass	Landen King from T.J. Finley	Georgia	4
25	Rush	Jarquez Hunter	Alabama St.	3
24	Pass	Kobe Hudson from Bo Nix	Ole Miss	4
24	Rush	Tank Bigsby	Ole Miss	3
24	Pass	Shedrick Jackson from T.J. Finley	Georgia	4
24*	Pass	Tyler Fromm from Bo Nix	LSU	2
24	Rush	Jarquez Hunter	Penn State	4
24	Rush	Tank Bigsby	Alabama St.	1
23*	Rush	Bo Nix	Arkansas	4
23	Pass	John Samuel Shenker from Bo Nix	Penn State	2
23	PR	Demetris Robertson	Alabama St.	2
22	KR	Nehemiah Pritchett	Georgia St.	3
21	Pass	Shedrick Jackson from Bo Nix	Arkansas	2
21	Pass	Shedrick Jackson from Bo Nix	Georgia St.	2
21	Pass	Shedrick Jackson from Bo Nix	Georgia St.	3
21	KR	Donovan Kaufman	Akron	3
21	PR	Devin Guice	Alabama St.	4
20	Pass	John Samuel Shenker from Bo Nix	Georgia	2
20	Pass	Kobe Hudson from Bo Nix	LSU	3
20	Rush	Jarquez Hunter	Akron	4

* Touchdown scored on play

PLAY BREAKDOWN

Total 56

BY PLAY

Rush17
 Pass27
 Kickoff Return 7
 Punt Return 2
 Interception Return 2
 Blocked Field Goal Return 1
 Fumble Return 0

BY GAME

Akron10
 Alabama State 12
 Penn State 3
 Georgia State 9
 LSU 5
 Georgia 6
 Arkansas 4
 Ole Miss 7
 Texas A&M 0

BY QUARTER

1st 7
 2nd17
 3rd21
 4th 11

RUSHING

Jarquez Hunter 7
 Tank Bigsby 6
 Shaun Shivers 2
 Demetris Robertson 1
 Bo Nix 1

PASSING

Bo Nix 23
 T.J. Finley 4

RECEIVING

Demetris Robertson 6
 Shedrick Jackson 5
 Kobe Hudson 5
 John Samuel Shenker 4
 Ja'Varrius Johnson 2
 Tyler Fromm 2
 Malcolm Johnson Jr. 1
 Landen King 1
 Caylin Newton 1

KICKOFF RETURN

Nehemiah Pritchett 5
 Donovan Kaufman 2

PUNT RETURN

Devin Guice 1
 Demetris Robertson 1

INTERCEPTION RETURN

Smoke Monday 1
 Roger McCreary 1

FUMBLE RETURN

- -

BLOCKED FIELD GOAL RETURN

Nehemiah Pritchett 1

GAME 1 // AUBURN 60, AKRON 10 // SEPT. 4, 2021 // SEC+|ESPN+ // JORDAN-HARE STADIUM (83,821) // AUBURN, ALA.

Auburn kicked off the Bryan Harsin era with a dominating performance, overpowering Akron 60-10 Saturday at Jordan-Hare Stadium in the 2021 season opener.

Bo Nix completed his first 11 pass attempts and was 20-for-22 for 275 yards and three touchdowns. The Tigers scored touchdowns on their first five possessions and Anders Carlson kicked a 44-yard field goal with 2 seconds left in the half to give Auburn a 37-0 halftime lead.

Tank Bigsby scored the season's first touchdown on a 32-yard run to cap Auburn's opening drive. Bigsby rushed for 119 yards on 13 carries and a pair of TDs.

After Auburn's defense forced a three-and-out, Nix hit Shaun Shivers out of the backfield for a 19-yard touchdown on first-and-goal to put the Tigers ahead 13-0.

Nix found Ja'Varrius Johnson running alone down the middle for a 34-yard touchdown that gave Auburn a 20-0 lead. Auburn drove 92 yards in six plays to take a 27-0 lead. Nix began the drive from Auburn's 8-yard line with a 42-yard pass to Shedrick Jackson. Nix found Kobe Hudson for a 28-yard touchdown on his 10th straight completion.

The Tigers stopped Akron again on fourth down to regain possession at the Zips' 45. Nine plays later, Bigsby scored his second TD from the 1 to give Auburn a 34-0 lead with 3:13 remaining in the half.

Auburn got the ball back once more at its 8-yard line at the 1:06 mark and promptly drove 65 yards in seven plays to set up Carlson's field goal. Nix was 5 of 6 on the drive for 50 yards and also scrambled for a 15-yard gain.

Bigsby eclipsed the 100-yard mark for the fifth time in his career on his second carry of the second half, a 32-yard pickup. Shivers gave Auburn a 44-0 lead with a 26-yard touchdown run, his second score of the night.

After an errant Akron snap on a punt attempt led to a safety that made it 46-0, T.J. Finley relieved Nix and scored his first Auburn touchdown on a 1-yard sneak to give the Tigers a 53-0 lead. True freshman running back Jarquez Hunter began the drive with a 37-yard gain on his first carry, Auburn's longest rush.

Making his first start in his 50th Auburn game, T.D. Moultry recorded a career-high seven tackles, including three of Auburn's 11 tackles for loss. Zakoby McClain, the nation's leading tackler in 2020, shared the team lead with seven tackles. Marquis Burks made two of Auburn's six sacks. Moultry, Derick Hall, Colby Wooden and Marcus Harris also registered sacks.

The Tigers scored on their first eight possessions and did not punt until the 5:11 mark of the third quarter. Auburn welcomed the return of full stadium capacity, with 83,821 on hand to witness Harsin's debut.



TEAM STATISTICS

	AKR	AU
First Downs	12	28
Rushes-Yards	36-(-3)	32-316
Passing Yards	191	297
Comp-Att-Int	22-27-0	22-27-0
Total Plays-Yards	63-188	59-613
Punts-Avg.	5-50.0	2-31.5
Fumbles-Lost	4-0	0-0
Penalties-Yards	5-35	3-25
3rd Down Conv.	3-14	4-6
Time of Possession	35:44	24:16

INDIVIDUAL STATISTICS

RUSHING

Akron - Norrils 12-22, Williams 6-10, Irons 6-2, Nelson 11-(-13), TEAM 1-(-24)
 AUBURN - Bigsby 13-119 (2 TD), Hunter 9-110 (TD), Bix 3-32, Shivers 2-24 (TD), Se. Jackson 2-22, Robertson 1-7, Finley 1-1 (TD), M. Johnson 1-1

PASSING

Akron - Nelson 9-14-0-62, Irons 13-13-0-129 (TD)
 AUBURN - Nix 20-22-0-275 (3 TD), Finley 2-5-0-22

RECEIVING

Akron - Mathison 7-68, Qualls 4-38, Mumpfield 3-19, Norrils 2-21, Williams 2-17, Singleton 2-13, Brank 1-8, Grimes 1-7
 AUBURN - Sh. Jackson 5-79, Shenker 5-38, J. Johnson 3-51 (TD), Robertson 3-28, Hudson 2-41 (TD), Bigsby 1-18, Shivers 1-25 (TD), Capers 1-13, Canion 1-9

INTERCEPTIONS

Akron - NONE
 AUBURN - NONE

	1	2	3	4	OT	FINAL	FIELD GOAL BREAKDOWN
AKRON	0	0	0	10	--	10	(40)
AUBURN	13	24	16	7	--	60	(44)

TEAM	QTR.	TIME	SCORING PLAY	DRIVE	SCORE
Auburn	1	6:55	Tank Bigsby 32-yard rush (Carlson kick missed)	6-65, 2:28	6-0
Auburn	1	1:14	Shaun Shivers 19-yard pass from Nix (Carlson kick)	7-66, 3:18	13-0
Auburn	2	14:52	Ja'Varrius Johnson 34-yard pass from Nix (Carlson kick)	1-34, 0:08	20-0
Auburn	2	9:44	Kobe Hudson 28-yard pass from Nix (Carlson kick)	6-92, 2:53	27-0
Auburn	2	3:13	Tank Bigsby 1-yard rush (Carlson kick)	9-45, 3:52	34-0
Auburn	2	0:02	Anders Carlson 34-yard FG	8-65, 1:04	37-0
Auburn	3	12:49	Shaun Shivers 26-yard rush (Carlson kick)	5-75, 2:11	44-0
Auburn	3	11:06	Safety	--	46-0
Auburn	3	8:41	T.J. Finley 1-yard rush (Carlson kick)	5-62, 2:18	53-0
Akron	4	13:28	Jonzell Norrils 4-yard pass from Irons (Smigel kick)	11-80, 6:30	53-7
Akron	4	2:48	Cory Smigel 40-yard FG	13-40, 8:55	53-10
Auburn	4	0:28	Jarquez Hunter 9-yard rush (Carlson kick)	5-65, 2:10	60-10

GAME 2 // #25 AUBURN 62, ALABAMA STATE 0 // SEPT. 11, 2021 // SECN // JORDAN-HARE STADIUM (82,745) // AUBURN, ALA.

Demetris Robertson scored three touchdowns and No. 25 Auburn scored on defense and special teams to shut out Alabama State 62-0 on a record-setting Saturday at Jordan-Hare Stadium.

Robertson caught a pair of touchdown passes from Bo Nix before scoring on a 36-yard reverse, the latter two TDs coming in Auburn's 35-point third quarter.

Colby Wooden blocked a field goal that Nehemiah Pritchett returned 80 yards for a touchdown, and Barton Lester blocked a punt that led to a field goal to help Auburn take a 20-0 halftime lead.

Roger McCreary returned an interception 35 yards for a touchdown to put Auburn ahead 41-0 midway through the third quarter.

For the second straight game, Tank Bigsby and Jarquez Hunter both rushed for more than 100 yards, with Hunter gaining most of his on one carry, a 94-yard burst that marked the longest run in Auburn history and gave the Tigers a 55-0 lead at the end of the third quarter.

Hunter led Auburn with 147 yards on eight carries. Bigsby added 122 yards on 11 rushes, helping the Tigers pile up 364 rushing yards on 39 carries, an average of 9.3 yards per carry.

Nix completed 9 of 17 passes for 108 yards and two touchdowns. Finley was 2-for-2 for 66 yards and a touchdown.

Anders Carlson kicked a pair of field goals to give Auburn a 6-0 lead after the first quarter. Nix and Robertson connected from 6 yards to put the Tigers on top 13-0 early in the second quarter.

T.J. Finley relieved Nix in the third quarter and threw a 49-yard touchdown pass to Malcolm Johnson Jr. Zakoby McClain led Auburn with 10 tackles, his eighth career double-digit performance. The Tigers recorded 11 tackles for loss, including sacks by T.D. Moultry and Eku Leota.

The Tigers held the Hornets to 46 rushing yards on 29 carries, an average of 1.6 yards per rush. Auburn has scored 60 or more points in back-to-back games for the first time since 1932.

A crowd of 82,745 enjoyed a sunny afternoon on the Plains, in which Auburn honored first responders on the 20th anniversary of 9/11.



TEAM STATISTICS

	ASU	AU
First Downs	11	21
Rushes-Yards	29-46	39-364
Passing Yards	130	174
Comp-Att-Int	19-29-1	11-19-0
Total Plays-Yards	58-176	58-538
Punts-Avg.	10-37.4	1-47.0
Fumbles-Lost	3-1	3-1
Penalties-Yards	8-57	10-67
3rd Down Conv.	4-15	6-11
Time of Possession	32:51	27:09

INDIVIDUAL STATISTICS

RUSHING

ASU - Merritt 10-17, Daniels 5-17, Crawley 4-7, Owens 2-4, Norris 1-1, Rivers 2-1, Nettles 5-(-1)
 AUBURN - Hunter 8-147 (TD), Bigsby 11-122, Se. Jackson 10-38 (TD), Robertson 1-36 (TD), Sharp 5-15, Ingram 2-8, Nix 2-(-2)

PASSING

ASU - Nettles 19-27-1-130, Crawley 0-2-0-0
 AUBURN - Nix 9-17-0-108 (2 TD), Finley 2-2-0-66 (TD)

RECEIVING

ASU - Hixon 4-46, Corker 3-18, Jones 3-16, Johnson 2-8, Sharpe 2-7, Merritt 1-15, Mayes 1-12, Daniels 1-7, Ellis 1-2, Diop 1-(-1)
 AUBURN - Robertson 3-61 (2 TD), Hudson 2-14, Sh. Jackson 2-11, M. Johnson 1-49 (TD), Canion 1-1, Hunter 1-14, Shenker 1-14

INTERCEPTIONS

ASU - NONE
 AUBURN - McCreary 1-35 (TD)

	1	2	3	4	OT	FINAL	FIELD GOAL BREAKDOWN
ALABAMA STATE	0	0	0	0	--	0	20
AUBURN	6	14	35	7	--	60	(34) (23)

TEAM	QTR.	TIME	SCORING PLAY	DRIVE	SCORE
Auburn	1	10:18	Anders Carlson 34-yard FG	10-63, 3:46	3-0
Auburn	1	2:39	Anders Carlson 23-yard FG	7-19, 3:38	6-0
Auburn	2	11:31	Demetris Robertson 6-yard pass from Nix (Carlson kick)	11-68, 3:57	13-0
Auburn	2	6:14	N. Pritchett 80-yard blocked FG return (Carlson kick)	--	20-0
Auburn	3	12:01	Demetris Robertson 28-yard pass from Nix (Carlson kick)	4-90, 2:09	27-0
Auburn	3	9:07	Demetris Robertson 36-yard rush (Carlson kick)	1-51, 0:17	34-0
Auburn	3	6:25	Roger McCreary 35-yard INT return (Carlson kick)	--	41-0
Auburn	3	2:59	M. Johnson Jr. 49-yard pass from Finley (Carlson kick)	2-74, 0:40	48-0
Auburn	3	0:33	Jarquez Hunter 94-yard rush (Carlson kick)	1-94, 0:14	55-0
Auburn	4	5:44	Sean Jackson 4-yard rush (Patton kick)	13-63, 7:42	62-0

GAME 3 // #10 PENN STATE 28, #22 AUBURN 20 // SEPT. 18, 2021 // ABC // BEAVER STADIUM (109,958) // UNIVERSITY PARK, PA.

Playing in front of the largest crowd ever to witness an Auburn football game, the No. 22 Tigers had two potential game-tying possessions in the final seconds before falling to No. 10 Penn State 28-20 Saturday at Beaver Stadium.

Trailing by eight with 7:02 to play, Auburn drove 73 yards in four minutes before an incomplete pass on fourth-and-goal at PSU's 2-yard line with 3:08 left. Auburn's defense forced a punt, giving the Tigers another opportunity, starting at AU's 38-yard line with 38 seconds left and no timeouts.

Bo Nix completed three passes to advance to PSU's 26, but his final throw fell incomplete against Penn State's prevent defense as time expired.

Tank Bigsby recorded his third 100-yard game of the season, rushing for 102 yards on 23 carries with two touchdowns. Freshman Jarquez Hunter added 63 yards on nine carries.

Auburn's defense stopped Penn State on fourth-and-1 on the opening drive to give the Tigers possession on Auburn's 44. Bigsby rushed for 18 yards on the Tigers' first play and Anders Carlson gave Auburn a 3-0 lead with a 45-yard field goal.

The Nittany Lions scored on Sean Clifford's 4-yard touchdown pass to Jahan Dotson to cap an 88-yard drive to lead 7-3 with 2:24 left in the first quarter.

Auburn answered with an 11-play, 75-yard drive, converting three third downs. Nix connected with John Samuel Shenker for 10 yards on third-and-2, then on third-and-12, Nix hit Kobe Hudson for 36 yards to PSU's 13.

Bigsby took over from there with three consecutive runs, completing the drive with a 4-yard touchdown run on third-and-1 to regain the lead for Auburn, 10-7 at the 12:28 mark of the second quarter.

Penn State responded with a 91-yard touchdown drive, reclaiming a 14-10 lead on Clifford's 2-yard pass to Brenton Strange with 1:23 remaining in the half.

Penn State took advantage of an Auburn turnover on the opening play of the second half, driving 20 yards in four plays and taking a 21-10 lead on Tyler Warren's 2-yard rush.

Trailing by 11, Auburn responded to the adversity with a run-oriented, 15-play drive, rushing 12 times for 59 yards, including Bigsby's 6-yard touchdown run on a toss sweep to trim PSU's lead to 21-17 with 5:52 left in the third quarter.

Auburn then stopped Penn State short of a first down on a fake punt, leading to Carlson's 43-yard field goal on the first play of the fourth quarter that pulled the Tigers within one point at 21-20.

The Nittany Lions extended their lead to 28-20 on Noah Cain's 3-yard run to cap a 75-yard drive with 10:48 to play, but Chandler Wooten's tackle for loss on third down forced a punt that led to the first of Auburn's two late scoring chances. Wooten led Auburn with 10 tackles, including 1.5 tackles for loss.

Nix was 21 of 37 for 185 yards, adding 29 rushing yards. Clifford completed 28 of 32 attempts for 280 yards, two touchdowns and an interception.



TEAM STATISTICS

	AU	PSU
First Downs	24	22
Rushes-Yards	40-182	33-89
Passing Yards	185	302
Comp-Att-Int	21-39-0	29-33-1
Total Plays-Yards	79-367	66-391
Punts-Avg.	4-48.5	4-50.0
Fumbles-Lost	1-1	1-0
Penalties-Yards	6-45	5-35
3rd Down Conv.	10-17	5-10
Time of Possession	31:42	28:18

INDIVIDUAL STATISTICS

RUSHING

AUBURN - Bigsby 23-102 (2 TD), Hunter 9-63, Nix 6-29, TEAM 1(-), Hudson 1(-) (10)
 PSU - Cain 19-45 (TD), Clifford 6-21, Lee 2-15, Lovett 2-9, Warren 2-1, Mustipher 1-0, Dotson 1(-) (2)

PASSING

AUBURN - Nix 21-37-0-185
 PSU - Clifford 28-32-1-280 (2 TD); Dotson 1-1-0-22

RECEIVING

AUBURN - Shenker 5-62, Robertson 5-23, Hudson 4-66, Hunter 2-10, Sh. Jackson 2-6, M. Jonson 1-14, J. Johnson 1-3, Bigsby 1-1
 PSU - Dotson 10-78 (TD), Washington 8-49, Strange 4-71 (TD), Lambert-Smith 4-27, Johnson 1-37, Warren 1-22, Lovett 1-18

INTERCEPTIONS

AUBURN - McCreary 1-0
 PSU - None

	1	2	3	4	OT	FINAL	FIELD GOAL BREAKDOWN
AUBURN	3	7	7	3	--	20	(45) (43)
PENN STATE	7	7	7	7	--	28	

TEAM	QTR.	TIME	SCORING PLAY	DRIVE	SCORE
Auburn	1	9:37	Anders Carlson 45-yard FG	6-28, 2:37	3-0
Penn State	1	2:24	Jahan Dotson 4-yard pass from Clifford (Stout kick)	6-88, 2:33	3-7
Auburn	2	12:28	Tank Bigsby 4-yard run (Carlson kick)	11-75, 4:56	10-7
Penn State	2	1:23	Brenton Strange 2-yard pass from Clifford (Stout kick)	14-91, 6:49	10-14
Penn State	3	13:06	Tyler Warren 2-yard run (Stout kick)	4-20, 1:46	10-21
Auburn	3	5:52	Tank Bigsby 6-yard run (Carlson kick)	15-75, 7:14	17-21
Auburn	4	14:55	Anders Carlson 43-yard FG	9-31, 3:02	20-21
Penn State	4	10:48	Noah Cain 3-yard run (Stout kick)	9-75, 4:07	20-28

GAME 4 // #23 AUBURN 34, GEORGIA STATE 24 // SEPT. 25, 2021 // SECN // JORDAN-HARE STADIUM (86,650) // AUBURN, ALA.

T.J. Finley's 10-yard touchdown pass on fourth down with 45 seconds left capped a 98-yard drive to give No. 23 Auburn a 34-24 comeback victory Saturday over Georgia State on Homecoming.

Backed up at its 2-yard-line and trailing 24-19 with 3:23 to play, Jarquez Hunter gave Auburn breathing room with an 18-yard run. Finley, who relieved Bo Nix in the second half, hit Kobe Hudson for 15 yards on third-and-11, then Finley rushed for 16 yards to cross midfield. Finley connected with Elijah Canion for 12 yards to GSU's 30, then hit John Samuel Shenker for 19 yards to the 11 with 1:19 remaining.

Three plays netted 1 yard, setting up the stage for Finley and Jackson's fourth-down heroics. Facing a GSU blitz, Finley avoided multiple rushers, stepping up in the pocket and firing off-balance to a leaping Jackson in the end zone to give Auburn a one-point lead in the final minute.

Finley hit Hudson for a 2-point conversion that gave Auburn a 27-24, then after an incomplete pass, Smoke Monday returned an interception 36 yards to secure victory for the Tigers.

Trailing 24-12 in the second half, Caylin Newton blocked a punt that Barton Lester recovered in the end zone for a touchdown that cut GSU's lead to 24-19 with 4:44 left in the third quarter.

Auburn's defense forced four consecutive three-and-outs and shut out the Panthers in the second half.

Chandler Wooten made a career-high 12 tackles. T.D. Moultry recorded a career-high nine tackles, including two of Auburn's 10 tackles for loss.

Anders Carlson kicked four first-half field goals to account for Auburn's scoring before intermission.

After Georgia State took a 3-0 lead, Nehemiah Pritchett returned the kickoff 72 yards to set up Carlson's game-tying 41-yard field goal.

Auburn's defense delivered a three-and-out, leading to Carlson's 23-yard field goal that put the Tigers on top 6-3 after the first quarter.

The visiting Panthers produced three touchdown drives in the second quarter, the first on a 12-yard pass from Darren Grainger to Jamari Thrash to retake a 10-6 lead.

Carlson's third field goal, a 28-yarder, trimmed GSU's lead to 10-9 with 9 minutes left in the half.

Grainger threw a 7-yard touchdown pass to Roger Carter to give Georgia State a 17-9 lead.

Carlson's fourth field goal with 2:54 left in the second quarter made it 17-12, but Tucker Gregg's 50-yard touchdown run gave Georgia State a 24-12 halftime lead.



TEAM STATISTICS

	GSU	AU
First Downs	20	21
Rushes-Yards	47-267	35-166
Passing Yards	117	253
Comp-Att-Int	12-24-1	22-43-0
Total Plays-Yards	71-384	78-419
Punts-Avg.	8-38.2	5-46.4
Fumbles-Lost	2-0	3-1
Penalties-Yards	2-20	6-65
3rd Down Conv.	7-16	9-20
Time of Possession	29:37	30:23

INDIVIDUAL STATISTICS

RUSHING

GSU - Gregg 12-150, Grainger 17-61, Williams 6-29, Coates 8-21, Carroll 3-9, Dixon 1(-) (3)
 AUBURN - Hunter 10-62, Bigsby 18-60, Shivers 2-29, Finley 3-15, Nix 2-0.

PASSING

GSU - Grainger 12-24-1-117 (2 TD)
 AUBURN - Nix 13-27-0-156; Finley 9-16-0-97 (TD)

RECEIVING

GSU - Carter 4-51 (TD), Dixon 3-28, Thrash 3-27 (TD), Pinckney 1-8, Coates 1-3
 AUBURN - Hudson 5-76, Sh. Jackson 4-70 (TD), Shenker 2-26, J. Johnson 2-25, Canion 2-20, Capers 2-15, Hunter 2-5, M. Johnson 1-7, Bigsby 1-5, Shivers 1-3.

INTERCEPTIONS

GSU - None
 AUBURN - McCreary 1-36 (TD)

	1	2	3	4	OT	FINAL	FIELD GOAL BREAKDOWN
GEORGIA STATE	3	21	0	0	--	24	(32)
AUBURN	6	6	7	15	--	34	(40)(23)(27)(45) 40

TEAM	QTR.	TIME	SCORING PLAY	DRIVE	SCORE
Georgia State	1	8:34	Noel Ruiz 32-yard FG	6-58, 2:40	0-3
Auburn	1	7:34	Anders Carlson 40-yard FG	4-5, 0:50	3-3
Auburn	1	2:57	Anders Carlson 23-yard FG	10-65, 3:50	6-3
Georgia State	2	12:45	Jamari Thrash 12-yard pass from Grainger (Ruiz kick)	15-75, 5:12	6-10
Auburn	2	9:00	Anders Carlson 27-yard FG	9-66, 3:39	9-10
Georgia State	2	7:29	Roger Carter 7-yard pass from Grainger (Ruiz kick)	5-75, 1:31	9-17
Auburn	2	2:54	Anders Carlson 45-yard FG	11-47, 4:27	12-17
Georgia State	2	1:56	Tucker Gregg 50-yard rush (Ruiz kick)	4-60, 0:58	12-24
Auburn	3	4:44	Barton Lester 0-yard blocked punt return (Carlson kick)	--	19-24
Auburn	4	0:45	S. Jackson 10-yd pass from Finley (Hudson pass from Finley)	13-98, 2:38	27-24
Auburn	4	0:31	Smoke Monday 36-yard INT return (Carlson kick)	--	34-24

GAME 5 // #22 AUBURN 24, LSU 19 // OCTOBER 2, 2021 // ESPN // TIGER STADIUM (97,717) // BATON ROUGE, LA.

Bo Nix avoided four LSU rushers before finding Tyler Fromm for a 24-yard pass on fourth-and-2 for Auburn's first points, Jarquez Hunter scored a late touchdown, and Bydarrus Knighten's interception sealed Auburn's 24-19 comeback victory over LSU Saturday before 97,717 at Tiger Stadium.

Hunter capped a 92-yard drive with a 1-yard touchdown run to give Auburn its first lead with 3:11 to play. Hunter's 44-yard run was the drive's key play. The freshman rushed for 65 yards on six carries.

Knighten intercepted LSU on fourth-and-6 with 1:09 to play to secure Auburn's first victory at Tiger Stadium since 1999.

Trailing 13-0 late in the second quarter, Nix rolled right, scrambled left and found Fromm running free in the end zone near the Auburn fan section, a highlight-reel play that energized the visitors' sideline.

Auburn trimmed LSU's lead to 13-10 before halftime on Anders Carlson's 49-yard field goal.

Nix completed 23 of 44 passes for 255 yards and a touchdown and added 74 rushing yards and a TD on 12 carries.

Cade York kicked a pair of field goals in the third quarter to give LSU a 19-10 lead heading to the final quarter.

Nix scored on a 5-yard touchdown run early in the fourth quarter to cap a nine-play, 75-yard drive and pull Auburn within two points at 19-17.

Tight ends figured prominently in Auburn's offense, with John Samuel Shenker making five catches for 102 yards and Fromm adding three for 40.

Zakoby McCain led the Tigers' defense with 12 tackles. Derick Hall added eight tackles and 1.5 sacks. After allowing a touchdown on LSU's first possession, Auburn kept LSU out of the end zone the rest of the game.

LSU built a 13-0 lead on a 31-yard touchdown pass from Max Johnson to Kayshonn Boutte and a pair of York second-quarter field goals before Nix's razzle dazzle.

Auburn defeated Georgia State the previous week on a fourth-down touchdown pass from T.J. Finley to Shedrick Jackson.



TEAM STATISTICS	AU	LSU
First Downs	23	19
Rushes-Yards	29-163	25-33
Passing Yards	290	325
Comp-Att-Int	24-48-0	26-46-1
Total Plays-Yards	77-453	71-358
Punts-Avg.	3-39.7	4-40.8
Fumbles-Lost	0-0	2-0
Penalties-Yards	5-45	6-50
3rd Down Conv.	7-16	6-17
Time of Possession	28:46	31:14

INDIVIDUAL STATISTICS

RUSHING

AUBURN - Nix 12-74 (TD), Hunter 6-65 (TD), Bigsby 9-27, TEAM 2-(-3)
 LSU - Kiner 5-22, Davis-Price 5-18, Johnson 10-10, Goodwin 2-4, Williams 1-2, TEAM 2-(-23)

PASSING

AUBURN - Nix 23-44-0-255 (TD), Finley 1-4-0-35
 LSU - Johnson 26-46-1-325 (TD)

RECEIVING

AUBURN - Robertson 6-60, Shenker 5-102, Shivers 5-38, Fromm 3-40 (TD), Hudson 1-20, Hunter 1-10, Jackson 1-7, Capers 1-7, Bigsby 1-6
 LSU - Bech 7-84, Boutte 6-127 (TD), Thomas 5-32, Nabers 2-30, Jenkins 2-20, Smith 1-10, Davis-Price 1-9, Palmer 1-7, Kiner 1-6

INTERCEPTIONS

AUBURN - Knighten 1-0
 LSU - None

	1	2	3	4	OT	FINAL	FIELD GOAL BREAKDOWN
AUBURN	0	10	0	14	--	24	51 (49) 52
LSU	7	6	6	0	--	19	(33) (26) (22) (51)

TEAM	QTR.	TIME	SCORING PLAY	DRIVE	SCORE
LSU	1	6:33	Kayshon Boutte 31-yard pass from Johnson (York kick)	8-91, 5:25	0-7
LSU	2	13:35	Cade York 33-yard FG	10-52, 3:37	0-10
LSU	2	8:38	Cade York 26-yard FG	8-51, 3:26	0-13
Auburn	2	4:53	Tyler Fromm 24-yard pass from Nix (Carlson kick)	10-75, 3:45	7-13
Auburn	2	0:14	Anders Carlson 49-yard FG	13-62, 3:05	10-13
LSU	3	11:00	Cade York 22-yard FG	12-40, 4:00	10-16
LSU	3	3:26	Cade York 51-yard FG	11-29, 5:42	10-19
Auburn	4	14:16	Bo Nix 5-yard rush (Carlson kick)	9-75, 4:10	17-19
Auburn	4	3:11	Jarquez Hunter 1-yard rush (Carlson kick)	11-92, 3:55	24-19

GAME 6 // #2 GEORGIA 34, #18 AUBURN 10 // OCT. 9, 2021 // CBS // JORDAN-HARE STADIUM (87,451) // AUBURN, ALA.

No. 18 Auburn grabbed an early lead with a 17-play opening drive and Tank Bigsby scored a second-half touchdown but No. 2 Georgia won the Deep South's Oldest Rivalry 34-10 Saturday at sold-out Jordan-Hare Stadium.

Bigsby scored on a 6-yard-run, bouncing outside to his left when the middle was clogged on third-and-1 to make it 24-10 with 4:01 left in the third quarter, ending a string of 24 unanswered UGA points.

With his older brother, 2010 Heisman Trophy winner Cam Newton, watching from the student section in the south end zone, Caylin Newton's 31-yard reception was the key play on 78-yard, six-play touchdown drive.

Georgia kicked a field goal in the opening seconds of the fourth quarter and added a 10-yard touchdown run by Zamir White with 7:11 remaining for the game's final score.

Auburn got off to a promising start on its first possession, converting two fourth downs while driving to the Bulldogs' 9-yard-line before Anders Carlson kicked a 24-yard field goal for a 3-0 Auburn lead.

Auburn's defense forced a three-and-out on UGA's first possession but the Bulldogs intercepted a deflected pass at Auburn's 26 on the Tigers' second possession to set up a game-tying field goal late in the first quarter.

Georgia scored back-to-back drives touchdowns early in the second quarter on Zamir White's 1-yard run and Stetson Bennett's 3-yard pass to Adonai Mitchell to give the Bulldogs a 17-3 halftime lead.

After the Bulldogs missed a field goal on their first drive of the third quarter, Auburn drove 34 yards to Georgia's 40-yard line before an incomplete pass on fourth down handed possession back to the Bulldogs.

Georgia scored on the next play with a 60-yard touchdown pass to lead 24-3 with 6:01 remaining in the third quarter.

Bigsby's touchdown pulled the Tigers within two scores but UGA outscored Auburn 10-0 in the final quarter.

Bo Nix completed 21 of 38 passes for 217 yards. Playing against his former team, Demetris Robertson led Auburn with 59 receiving yards on four catches.

Zion Puckett led Auburn's defensive effort with a career-high 10 tackles. Bydarrus Knighten added nine and Chandler Wooten made eight. Eku Leota registered Auburn's sack.



TEAM STATISTICS	UGA	AU
First Downs	22	17
Rushes-Yards	49-201	29-46
Passing Yards	231	272
Comp-Att-Int	14-21-0	24-43-1
Total Plays-Yards	70-432	72-318
Punts-Avg.	3-45.7	6-46.0
Fumbles-Lost	0-0	1-0
Penalties-Yards	3-18	5-34
3rd Down Conv.	5-12	5-18
Time of Possession	33:06	26:54

INDIVIDUAL STATISTICS

RUSHING

GEORGIA - White 18-79 (2 TD), Milton 9-43, Bennett 6-41, Cook 7-35, Edwards 6-3, Clark 1-2, TEAM 2-(-2)
 AUBURN - Bigsby 10-28 (TD), Hunter 5-18, Shivers 4-16, Nix 10-(-16)

PASSING

GEORGIA - Bennett 14-21-0-231 (2 TD)
 AUBURN - Nix 21-38-1-217; Finley 3-5-0-55

RECEIVING

GEORGIA - McConkey 5-135 (TD), Bowers 2-43, Mitchell 2-10 (TD), Cook 2-10, Jackson 2-8, Washington 1-25
 AUBURN - Hudson 5-50, Robertson 4-59, Bigsby 3-22, Shivers 3-11, Jackson 2-37, King 2-31, Hunter 2-2, Newton 1-31, Shenker 1-20, Deal 1-9

INTERCEPTIONS

GEORGIA - Nakobe Dean 1-0
 AUBURN - None

	1	2	3	4	OT	FINAL	FIELD GOAL BREAKDOWN
GEORGIA	3	14	7	10	--	34	(23) 43 (21)
AUBURN	3	0	7	0	--	10	(24)

TEAM	QTR.	TIME	SCORING PLAY	DRIVE	SCORE
Auburn	1	8:19	Anders Carlson 24-yard FG	17-68, 6:41	3-0
Georgia	1	2:19	Jack Podlesny 23-yard FG	6-21, 2:19	3-3
Georgia	2	14:39	Zamir White 1-yard rush (Podlesny kick)	7-70, 1:35	3-10
Georgia	2	9:10	Adonai Mitchell 3-yr pass from Bennett (Podlesny kick)	6-78, 2:50	3-17
Georgia	3	6:01	Ladd McConkey 60-yrd pass from Bennett (Podlesny kick)	1-60, 0:09	3-24
Auburn	3	4:01	Tank Bigsby 6-yard rush (Carlson kick)	6-78, 1:53	10-24
Georgia	4	14:52	Jack Podlesny 21-yard FG	10-71, 4:09	10-27
Georgia	4	7:11	Zamir White 10-yard rush (Podlesny kick)	10-64, 5:46	10-34

GAME 7 // AUBURN 38, #19 ARKANSAS 23 // OCTOBER 16, 2021 // CBS // RAZORBACK STADIUM (73,370) // FAYETTEVILLE, ARK.

Bo Nix accounted for three touchdowns and Auburn took the lead on a defensive score in the third quarter to help the Tigers beat No. 17 Arkansas 38-23 Saturday at Reynolds Razorback Stadium.

Leading 31-23, the Tigers put away the game with a 12-play, 75-yard drive that chewed up 6 minutes and 11 seconds, culminating on Nix's 23-yard touchdown run with 2:30 to play.

Nix completed 21 of 26 passes for 292 yards and two touchdowns, adding 42 rushing yards on five carries and a TD. After Oscar Chapman's 57-yard punt pinnned the Razorbacks at their 11-yard-line, Colby Wooden's second sack set up third-and-15 at the Arkansas 6. Derick Hall sacked Jefferson in the end zone, forcing a fumble that Marcus Harris recovered for a touchdown to give Auburn a 21-17 lead. Harris made another huge play on the next drive, stopping Jefferson short of a first down on fourth-and-3 at Auburn's 29-yard-line.

The Tigers scored on the next play when Nix connected with Demetris Robertson for a 71-yard touchdown pass to put Auburn ahead 28-17 with 4:16 remaining in the third quarter.

The Razorbacks drove 75 yards in 13 plays, scoring on a 10-yard touchdown run on the final play of the third quarter. Roger McCreary broke up the Razorbacks' pass on a 2-point attempt, preserving Auburn's 28-23 lead as the fourth quarter commenced.

After Anders Carlson kicked a 29-yard field goal to give the Tigers a 31-23 lead with 10:35 to play, Auburn forced a three-and-out, giving Auburn possession at its 25-yard-line with 8:41 to play, setting the stage for Nix's touchdown run.

Auburn marched 75 yards on six plays on the game's opening drive with Nix completing all five of his pass attempts for 72 yards, including a 39-yard touchdown pass to Ja'Varrius Johnson for a 7-0 Tigers lead.

After Arkansas kicked a field goal to trim Auburn's lead to 7-3 after the first quarter, the Tigers made it 14-3 with 9:59 left in the half on Tank Bigsby's 1-yard touchdown run. Nix was 3-for-3 on the drive for 36 yards, including a 19-yard completion to Landen King on third-and-4.

Bigsby rushed for 17 yards to the Razorbacks' 1-yard line before scoring two plays later. Bigsby led the Tigers with 68 rushing yards on 18 carries.

Late in the half, the Razorbacks drove 84 yards on 12 plays, scoring on KJ Jefferson's 11-yard touchdown pass to Treyton Burks with 18 seconds left to trail 14-10 at halftime before 73, 370 at Reynolds Razorback Stadium.

Zakoby McClain led Auburn with 15 tackles while fellow senior linebacker Chandler Wooten added 10.



TEAM STATISTICS	AU	ARK
First Downs	20	29
Rushes-Yards	35-135	54-232
Passing Yards	292	228
Comp-Att-Int	21-26-1	21-35-0
Total Plays-Yards	61-427	89-460
Punts-Avg.	4-47.8	3-37.7
Fumbles-Lost	0-0	1-1
Penalties-Yards	6-49	4-41
3rd Down Conv.	4-10	10-19
Time of Possession	30:03	29:57

INDIVIDUAL STATISTICS
RUSHING

AUBURN - Bigsby 18-68 (TD), Nix 5-44 (TD), Hunter 10-27, TEAM 2-(-2)
ARKANSAS - Jefferson 18-66, Sanders 16-64, Smith 10-48, Johnson 6-42 (TD), Green 4-12

PASSING

AUBURN - Nix 21-26-1-292 (2 TD)
ARKANSAS - Jefferson 21-35-0-228 (2 TD)

RECEIVING

AUBURN - Jackson 5-61, Deal 4-19, Hudson 3-29, Robertson 2-81 (TD), King 2-23, J. Johnson 1-39 (TD), Shenker 1-12, Fromm 1-11, Bigsby 1-10, M. Johnson 1-7
ARKANSAS - Burks 9-109 (2 TD), Morris 3-32, Thompson 2-27, Henry 2-22, Johnson 2-16, Kern 1-16, Sanders 1-7, Jackson 1-(-1)

INTERCEPTIONS

AUBURN - None
ARKANSAS - Brown 1-(-3)

	1	2	3	4	OT	FINAL	FIELD GOAL BREAKDOWN
AUBURN	7	7	14	10	--	38	(29)
ARKANSAS	3	7	13	0	--	23	(44) 53

TEAM	QTR.	TIME	SCORING PLAY	DRIVE	SCORE
Auburn	1	12:16	Ja'Varrius Johnson 39-yard pass from Nix (Carlson kick)	6-75, 2:44	7-0
Arkansas	1	7:37	Cam Little 44-yard FG	11-49, 4:39	7-3
Auburn	2	9:59	Tank Bigsby 1-yard rush (Carlson kick)	9-65, 4:18	14-3
Arkansas	2	0:18	Treyton Burks 11-yard pass from Jefferson (Little kick)	12-84, 2:35	14-10
Arkansas	3	12:30	Treyton Burks 30-yard pass from Jefferson (Little kick)	6-75, 2:30	14-17
Auburn	3	7:19	Marcus Harris 0-yard fumble return (Carlson kick)	--	21-17
Auburn	3	4:16	Demetris Robertson 71-yard pass from Nix (Carlson kick)	1-71, 0:11	28-17
Arkansas	3	0:00	Dominique Johnson 10-yard rush (Jefferson pass failed)	13-75, 4:16	28-23
Auburn	4	10:35	Anders Carlson 29-yard FG	9-63, 4:25	31-23
Auburn	4	2:30	Bo Nix 23-yard rush (Carlson kick)	12-75, 6:11	38-23

GAME 8 // #18 AUBURN 31, #10 OLE MISS 20 // OCT. 30, 2021 // ESPN // JORDAN-HARE STADIUM (87,451) // AUBURN, ALA.

Bo Nix accounted for three touchdowns, Tank Bigsby rushed for 140 yards and No. 18 Auburn kept No. 10 Ole Miss out of the end zone in the second half in the No. 18 Tigers' 31-20 win Saturday at sold-out Jordan-Hare Stadium.

Jaylin Simpson's end zone interception in the fourth quarter preserved Auburn's two-score lead and the Tigers stopped the Rebels three times on fourth down inside Auburn's 20-yard line in the second half.

The Tigers' defense held Ole Miss (6-2, 3-2) to a 49-yard field goal in the third quarter, forcing two three-and-outs. Zakoby McClain led the way with 14 tackles and two sacks.

In SEC West wins over LSU, Arkansas and Ole Miss, the Tigers have outscored opponents 27-0 in the fourth quarter.

Anders Carlson's 28-yard field goal gave Auburn a 31-20 lead with 10:52 remaining in the fourth quarter to culminate an 11-play, 76-yard drive that included a 24-yard Bigsby run and a 24-yard pass from Nix to Kobe Hudson.

Auburn scored touchdowns on four of its five first-half drives to take a 28-17 halftime lead.

The Tigers drove 82 yards in 11 plays on their opening possession with Nix rushing for an 11-yard touchdown. Nix was 3-for-3 on the drive for 33 yards while rushing for 18 yards, including another of his patented, sack-avoiding scrambles.

Picking up where he left off in Auburn's win at Arkansas, Marcus Harris set the tone defensively with a tackle for loss on the Rebels' first play, one of seven TFLs for the Tigers' defense.

After Ole Miss kicked a 29-yard field goal on its first drive, Auburn answered with a 10-play, 72-yard touchdown drive. Bigsby began the drive with a 26-yard run, then went airborne on third-and-goal from the 1 to put Auburn ahead 14-3 late in the first quarter.

In the second quarter, Ole Miss drove 88 yards in 15 plays, cutting Auburn's lead to 14-10 on Snoop Conner's 13-yard touchdown run.

Auburn answered quickly, gaining 35 yards on Nix's pass to Demetris Robertson and scoring on Nix's 7-yard touchdown run to lead 21-10 with 6:20 left in the half.

Ole Miss quarterback Matt Corral led the Rebels on a 75-yard drive, scoring on an 11-yard touchdown run to trim Auburn's advantage to 21-17 with 2:42 remaining in the second quarter.

The Tigers executed their two-minute offense to perfection, driving 69 yards in 11 plays and scoring on Nix's 9-yard pass to Jarquez Hunter with 11 seconds left in the half.

Nix completed 22 of 30 passes for 276 yards and a touchdown while rushing for 30 yards and a pair of TDs.



TEAM STATISTICS	OM	AU
First Downs	26	30
Rushes-Yards	39-157	46-207
Passing Yards	307	276
Comp-Att-Int	26-42-1	22-31-0
Total Plays-Yards	81-464	77-483
Punts-Avg.	3-44.3	3-56.0
Fumbles-Lost	1-0	4-2
Penalties-Yards	7-57	6-40
3rd Down Conv.	6-15	4-11
Time of Possession	26:35	33:25

INDIVIDUAL STATISTICS
RUSHING

OLE MISS - Parrish 12-57, Conner 10-47 (TD), Corral 10-45 (TD), Drummond 1-8, Ealy 3-1, Altmeyer 3-(-1)
AUBURN - Bigsby 23-140 (TD), Hunter 12-38, Nix 8-30 (2 TD), Shivers 1-3, TEAM 2-(-4)

PASSING

OLE MISS - Corral 21-37-1-289; Altmeyer 5-5-0-18
AUBURN - Nix 22-30-0-276 (TD), TEAM 0-1

RECEIVING

OLE MISS - Pearson 7-135, Kelly 7-81, Drummond 4-39, Plumlee 2-16, Battle 2-4, Jackson 1-25, Parris 1-15, Umana 1-(-1), Ealy 1-(-7)
AUBURN - Hudson 6-79, Robertson 3-55, Jackson 3-33, Shivers 2-23, Deal 2-18, Bigsby 2-10, Fromm 1-31, Capers 1-13, Hunter 1-9, Shenker 1-5

INTERCEPTIONS

OLE MISS - None
AUBURN - Simpson 1-0

	1	2	3	4	OT	FINAL	FIELD GOAL BREAKDOWN
OLE MISS	3	14	3	0	--	20	(29) (49)
AUBURN	14	14	0	3	--	31	43 (28)

TEAM	QTR.	TIME	SCORING PLAY	DRIVE	SCORE
Auburn	1	10:11	Bo Nix 11-yard rush (Carlson kick)	11-82, 4:45	7-0
Ole Miss	1	6:31	Caden Costa 29-yard FG	12-61, 3:35	7-3
Auburn	1	1:49	Tank Bigsby 1-yard rush (Carlson kick)	10-72, 4:37	14-3
Ole Miss	2	8:19	Snoop Conner 13-yard rush (Costa kick)	15-88, 5:25	14-10
Auburn	2	6:20	Bo Nix 7-yard rush (Carlson kick)	5-77, 1:49	21-10
Ole Miss	2	2:42	Matt Corral 11-yard rsh (Costa kick)	10-75, 3:38	21-17
Auburn	2	0:11	Jarquez Hunter 9-yard pass from Nix (Carlson kick)	11-69, 2:22	28-17
Ole Miss	3	6:31	Caden Costa 49-yard FG	7-42, 1:28	28-20
Auburn	4	10:52	Anders Carlson 28-yard FG	11-76, 5:16	31-20

GAME 9 // #13 TEXAS A&M 20, #12 AUBURN 3 // NOVEMBER 6, 2021 // CBS // KYLE FIELD (109,835) // COLLEGE STATION, TEXAS

In a game that featured no offensive touchdowns, No. 13 Texas A&M beat No. 12 Auburn 20-3 Saturday in front of 109,835, the second largest crowd in Kyle Field history.

Texas A&M's Michael Clemons recovered a fumble and returned it 24 yards early in the fourth quarter for the game's only touchdown. The Aggies added a two-point conversion pass to lead 17-3.

After a long Texas A&M run, Donovan Kauffman forced a fumble that Roger McCreary recovered at Auburn's 5-yard line. Auburn (6-3, 3-2) drove 41 yards but came up 1 yard short on fourth down to give the Aggies possession at the Tigers' 46 with 6:50 to play.

Ladarius Tennison's 4-yard tackle for loss on the first play of the second half led to a three-and-out. Tennison registered a career high eight tackles. Smoke Monday led Auburn with nine tackles.

The Tigers then drove 56 yards on 10 plays but missed a chance to take a lead when a 33-yard field goal attempt was wide right.

Texas A&M (7-2, 4-2) used a 49-yard completion to set up a 29-yard field goal to take a 6-3 lead with 3:39 remaining in the third quarter.

Seth Small's third field goal gave the Aggies a 9-3 lead with 13:40 left in the game. Small's fourth field goal made it 20-3 with 3:16 remaining.

After Texas A&M kicked a field goal on its first drive of the game, Auburn answered with a 14-play drive of its own, with Shaun Shivers twice moving the chains on third down, first with a 10-yard catch-and-run on third-and-9, then a 7-yard run on third-and-5.

Auburn earned first downs on three consecutive plays beginning with the Shivers run, then Nix connected with John Samuel Shenker for 12 yards, followed by Nix's 11-yard rush, setting up Anders Carlson for a game-tying 32-yard field goal with 15 seconds left in the first quarter.

Auburn's defense forced back-to-back three-and-outs in the second quarter, but the Tigers were unable to capitalize on favorable field position.

Auburn's defense prevented the Aggies from converting on all six third-down attempts in the first half, leading to a 3-3 halftime tie. The Aggies finished 3-for-13 on third down while Auburn was 4-for-16.

Bo Nix completed 20 of 41 passes for 153 yards. Tank Bigsby rushed for 69 yards on 15 carries, a 4.6 average per rush. Shenker led Auburn with 50 receiving yards on four catches. Shivers caught all six of his targets for 40 yards.



TEAM STATISTICS

	AU	TAMU
First Downs	17	17
Rushes-Yards	29-73	35-217
Passing Yards	153	192
Comp-Att-Int	20-41-1	15-29-0
Total Plays-Yards	70-226	64-409
Punts-Avg.	7-45.7	4-46.8
Fumbles-Lost	3-1	1-1
Penalties-Yards	5-35	4-30
3rd Down Conv.	4-16	3-13
Time of Possession	29:56	30:04

INDIVIDUAL STATISTICS

RUSHING

AUBURN - Bigsby 15-69, Hunter 4-14, Shivers 3-8, Nix 7-(-18)
 TEXAS A&M - Spiller 21-112, Achane 10-98, Calzada 2-8, Smith 1-1, TEAM 1-(-2)

PASSING

AUBURN - Nix 20-41-1-153
 TEXAS A&M - Calzada 15-29-0-192

RECEIVING

AUBURN - Shivers 6-40, Shenker 4-50, Bigsby 4-16, Jackson 2-8, Deal 1-15, Robertson 1-10, Hudson 1-8, Capers 1-6
 TEXAS A&M - Wydermyer 5-53, Smith 4-44, Chapman 3-77, Demas 1-16, Spiller 1-3, Achane 1-(-1)

INTERCEPTIONS

AUBURN - None
 TEXAS A&M - Jones 1-0

	1	2	3	4	OT	FINAL	FIELD GOAL BREAKDOWN
AUBURN	3	0	0	0	--	3	(32) 33
TEXAS A&M	3	0	3	14	--	20	(21) 42 (29) (47) (37)

TEAM	QTR.	TIME	SCORING PLAY	DRIVE	SCORE
Texas A&M	1	7:12	Seth Small 21-yard FG	14-80, 5:21	0-3
Auburn	1	0:20	Anders Carlson 32-yard FG	14-60, 6:52	3-3
Texas A&M	3	3:39	Seth Small 29-yard FG	10-68, 5:37	3-6
Texas A&M	4	13:40	Seth Small 47-yard FG	9-58, 3:19	3-9
Texas A&M	4	13:04	Micheal Clemons 24-yard fumble return (Smith pass)	--	3-17
Texas A&M	4	3:15	Seth Small 37-yard FG	7-26, 3:35	3-20

LAST TIME...

TEAM

TEAM SCORING

50 Points Scored by Team

By Auburn: Auburn 62, Alabama State 0, Sept. 11, 2021
By Opponent: #1 Alabama 52, Auburn 21, Nov. 24, 2018

40 Points Scored by Team

By Auburn: Auburn 62, Alabama State 0, Sept. 11, 2021
By Opponent: #1 Alabama 42, #22 Auburn 13, Nov. 28, 2020

30 Points Scored by Team

By Auburn: #18 Auburn 31, #10 Ole Miss 20, Oct. 30, 2021
By Opponent: #2 Georgia 34, #18 Auburn 10, Oct. 9, 2021

TEAM OFFENSE

35 First Downs

By Auburn: 36 vs. ULM, Oct. 1, 2016
By Opponent: --

30 First Downs

By Auburn: 30 vs. #10 Ole Miss, Oct. 30, 2021
By Opponent: 30 by #2 LSU, Oct. 26, 2019

TEAM RUSHING

500 Yards Rushing

By Auburn: 543 vs. #17 Arkansas, Oct. 22, 2016
By Opponent: --

400 Yards Rushing

By Auburn: 467 vs. Kent State, Sept. 14, 2019
By Opponent: 411 by LSU, Sept. 19, 2015

300 Yards Rushing

By Auburn: 364 vs. Alabama State, Sept. 11, 2021
By Opponent: 313 by #5 Texas A&M, Dec. 5, 2020

300 Yards Rushing In Consecutive Games

By Auburn: 316 vs. Akron, 367 vs. Alabama State, Sept. 4/11, 2021

70 Rushing Attempts

By Auburn: 74 vs. #5 Missouri [SECCG], Dec. 7, 2013
By Opponent: --

60 Rushing Attempts

By Auburn: 62 vs. Kent State, Sept. 14, 2019
By Opponent: 63 by Mississippi St., Sept. 10, 2011

50 Rushing Attempts

By Auburn: 53 vs. Samford, Nov. 23, 2019
By Opponent: 54 by #19 Arkansas, Oct. 16, 2021

7+ Rushing TD

By Auburn: 7 vs. #17 Arkansas, Oct. 22, 2016
By Opponent: --

6+ Rushing TD

By Auburn: 6 vs. Mississippi State, Sept. 28, 2019
By Opponent: 6 by #22 Texas A&M, Oct. 27, 2012

5+ Rushing TD

By Auburn: 5 vs. Akron, Sept. 4, 2021
By Opponent: 5 by #13 LSU, Sept. 19, 2015

4+ Rushing TD

By Auburn: 5 vs. Akron, Sept. 4, 2021
By Opponent: 4 by Arkansas, Oct. 24, 2015 [4 OT]

TEAM PASSING

450 Yards Passing

By Auburn: 456 at #2 Alabama, Nov. 29, 2014
By Opponent: 500 by Northwestern, Jan. 1, 2010 [Outback]

400 Yards Passing

By Auburn: 456 at #2 Alabama, Nov. 29, 2014
By Opponent: 465 by Ole Miss, Oct. 29, 2016

350 Yards Passing

By Auburn: 361 vs. Mississippi State, Sept. 28, 2019
By Opponent: 377 by #1 Alabama, Nov. 24, 2018

300 Yards Passing

By Auburn: 300 vs. #14 Northwestern, Jan. 1, 2021 (Citrus)
By Opponent: 307 by #10 Ole Miss, Oct. 30, 2021

50+ Passing Attempts

By Auburn: 50 vs. Georgia, Nov. 16, 2019
By Opponent: 51 by Mississippi State, Dec. 12, 2020

30+ Pass Completions

By Auburn: 30 vs. Georgia, Nov. 16, 2019
By Opponent: 30 by Mississippi State, Dec. 12, 2020

5+ Passing TD

By Auburn: 5 vs. Purdue, Dec. 28, 2018 [Music City]
By Opponent: 5 by #1 Alabama, Nov. 28, 2020

4+ Passing TD

By Auburn: 4 at Arkansas, Oct. 19, 2019
By Opponent: 5 by #1 Alabama, Nov. 28, 2020

3+ Passing TD

By Auburn: 3 vs. Alabama State, Sept. 11, 2021
By Opponent: 3 by #14 Northwestern, Jan. 1, 2021 (Citrus)

TOTAL OFFENSE

700+ Yards

By Auburn: 706 vs. Arkansas St., Sept. 10, 2016
By Opponent: --

600+ Yards

By Auburn: 613 vs. Akron, Sept. 4, 2021
By Opponent: 602 by Texas A&M, Oct. 19, 2013

500+ Yards

By Auburn: 538 vs. Alabama State, Sept. 11, 2021
By Opponent: 509 by #5 Texas A&M, Dec. 5, 2020

Ran 90+ Plays

By Auburn: 90 vs. Ole Miss, Nov. 2, 2019
By Opponent: 90 by Ole Miss, Oct. 29, 2016

Ran 80+ Plays

By Auburn: 80 at #1 Alabama, Nov. 28, 2020
By Opponent: 89 by #19 Arkansas, Oct. 16, 2021

TOTAL DEFENSE

Shutout

By Auburn: 62-0 vs. Alabama State, Sept. 11, 2021
By Opponent: 49-0 at #2 Alabama, Nov. 24, 2012

Did not allow an offensive touchdown

By Auburn: 62-0 vs. Alabama State, Sept. 11, 2021
By Opponent: 20-3 at #13 Texas A&M, Nov. 6, 2021

Held Opponent to 300 Yards Total Offense

By Auburn: 176 vs. Alabama State, Sept. 11, 2021
By Opponent: 226 at #13 Texas A&M, Nov. 6, 2021

Held Opponent to 200 Yards Total Offense

By Auburn: 176 vs. Alabama State, Sept. 11, 2021
By Opponent: 150 by #3 Clemson, Sept. 9, 2017

Held Opponent to 100 Yards Rushing

By Auburn: 33 by LSU, Oct. 2, 2021
By Opponent: 73 at #13 Texas A&M, Nov. 6, 2021

Held Opponent to 50 Yards Rushing

By Auburn: 33 by LSU, Oct. 2, 2021
By Opponent: 46 by #2 Georgia, Oct. 9, 2021

Held Opponent to 100 Yards Passing

By Auburn: 63 vs. Samford, Nov. 23, 2019
By Opponent: 79 by Clemson, Sept. 9, 2017

Held Opponent to 10 or Fewer First Downs

By Auburn: 7 vs. Liberty, Nov. 17, 2018
By Opponent: 7 by #1 Alabama, Nov. 26, 2016

Recorded 10+ Sacks

By Auburn: 11 vs. #8 Alabama, Nov. 19, 2005
By Opponent: 11 by Clemson, Sept. 9, 2017

3+ Interceptions

By Auburn: 3 vs. Alabama St., Sept. 8, 2018
By Opponent: 3 by South Carolina, Oct. 17, 2020

Scored a Safety

By Auburn: vs. Akron (Team), Sept. 4, 2021
By Opponent: by Alabama St. (Ricky Haley), Sept. 8, 2018

LAST TIME...

MISC.

Did Not Commit a Turnover

By Auburn: at LSU, Oct. 2, 2021
By Opponent: by #2 Georgia, Oct. 9, 2021

Scored on Offense, Defense & Special Teams

By Auburn: at #18 Arkansas, Oct. 16, 2021 (4 offense [2 pass, 2 rush], 1 defense [fumble recovery TD], 1 special teams [1 FG])

Scored a 2-Point Conversion

By Auburn: vs. Georgia State [Kobe Hudson pass from T.J. Finley], Sept. 25, 2021
By Opponent: by #13 Texas A&M [Ainias Smith pass from Zach Calzada], Nov. 6, 2021

INDIVIDUAL - OFFENSE

RUSHING

200 Yards Rushing

By Auburn: 204 by Kerryon Johnson vs. Ole Miss, Oct. 7, 2017
By Opponent: 271 by Derrick Henry of #2 Alabama, Nov. 28, 2015

150 Yards Rushing

By Auburn: 192 by Tank Bigsby at Mississippi State, Dec. 12, 2020
By Opponent: 150 by Tucker Gregg of Georgia State, Sept. 25, 2021

100 Yards Rushing

By Auburn: 140 by Tank Bigsby vs. #10 Ole Miss, Oct. 30, 2021
By Opponent: 112 by Isaiah Spiller at #13 Texas A&M, Nov. 6, 2021

100 Yards Rushing in the First Half

By Auburn: 106 (11 att.) by Tank Bigsby vs. Arkansas, Oct. 10, 2020

100 Yards Rushing in the First Quarter

By Auburn: 141 (6 att.) by Tre Mason vs. Alabama A&M, Nov. 17, 2012

100 Yards Rushing In Consecutive Games

By Auburn: by Tank Bigsby vs. Alabama State (122) & at Penn State (102), Sept. 11/18, 2021

100 Yards Rushing In Three Consecutive Games

By Auburn: by Tank Bigsby vs. Akron (119), Alabama State (122), at Penn State (102), Sept. 4/11/18, 2021

3 Players with 100 Yards Rushing

By Auburn: 135 by Ja'Tarvious Whitlow, 102 by Joey Gatewood and 102 by Shaun Shivers vs. Kent State, Sept. 14, 2019

2 Players with 100 Yards Rushing

By Auburn: 147 by Jarquez Hunter, 122 by Tank Bigsby vs. Alabama State, Sept. 11, 2021
By Opponent: 195 by Nick Fitzgerald & 126 by Kylin Hill of Mississippi St., Oct. 6, 2018

4+ TD

By Auburn: 5 by Kerryon Johnson at Missouri, Sept. 23, 2017
By Opponent: --

3+ TD

By Auburn: 3 by Ja'Tarvious Whitlow vs. Mississippi State, Sept. 28, 2019
By Opponent: 3 by Leonard Fournette of LSU, Sept. 19, 2015

2+ TD

By Auburn: 2 by Bo Nix vs. #10 Ole Miss, Oct. 30, 2021
By Opponent: 2 by Zamir White of #2 Georgia, Oct. 9, 2021

Had an 80-Yard Run

By Auburn: 94 by Jarquez Hunter vs. Alabama State, Sept. 11, 2021
By Opponent: 88 by Lamical Perine of #10 Florida, Oct. 5, 2019

Had a 70-Yard Run

By Auburn: 94 by Jarquez Hunter vs. Alabama State, Sept. 11, 2021
By Opponent: 88 by Lamical Perine of #10 Florida, Oct. 5, 2019

Had a 60-Yard Run

By Auburn: 94 by Jarquez Hunter vs. Alabama State, Sept. 11, 2021
By Opponent: 68 by Devon Achane of #13 Texas A&M, Nov. 6, 2021

RECEIVING

200 Yards Receiving

By Auburn: 206 by Sammie Coates at #2 Alabama, Nov. 29, 2014
By Opponent: 204 by Tyler Johnson of #16 Minnesota [Outback], Jan. 1, 2020

150 Yards Receiving

By Auburn: 150 by Seth Williams at Ole Miss, Oct. 24, 2020
By Opponent: 171 by DeVonta Smith of #1 Alabama, Nov. 28, 2020

100 Yards Receiving

By Auburn: 102 by John Samuel Shenker at LSU, Oct. 2, 2021
By Opponent: 135 by Jahcour Pearson of #10 Ole Miss, Oct. 30, 2021

100 Yards Receiving In Consecutive Games

By Auburn: by Sammie Coates at #7 Texas A&M (104) & vs. Florida Atlantic (113) & at Arkansas (102), 2013

100 Yards Receiving In Three Consecutive Games

By Auburn: by Sammie Coates at #7 Texas A&M (104) & vs. Florida Atlantic (113) & at Arkansas (102), 2013

2 Players with 100 Yards Receiving

By Auburn: 206 by Sammie Coates & 121 by D'haquille Williams at #2 Alabama, Nov. 29, 2014
By Opponent: 161 by Callen Hightower & 118 by Trent Cowan of Idaho, Nov. 21, 2015

4+ TD

By Auburn: 4 by Alexander Wright vs. Pacific, Sept. 9, 1989
By Opponent: 4 by Mike Evans of #7 Texas A&M, Oct. 19, 2013

3+ TD

By Auburn: 3 by Darius Slayton vs. Purdue, Dec. 28, 2018 [Music City]
By Opponent: 3 by Jaylen Waddle of #5 Alabama, Nov. 30, 2019

2+ TD

By Auburn: 2 by Demetris Robertson vs. Alabama State, Sept. 11, 2021
By Opponent: 2 by Treylon Burks of #19 Arkansas, Oct. 16, 2021

Caught a TD in Consecutive Games

By Auburn: by Anthony Schwartz vs. LSU (1) and Tennessee (1), 2020

Caught a TD in 3 Consecutive Games

By Auburn: by Seth Williams at #17 Texas A&M (1), vs. Mississippi State (2), at #10 Florida (1) and at Arkansas (2), 2019

Caught a TD in 4 Consecutive Games

By Auburn: by Seth Williams at #17 Texas A&M (1), vs. Mississippi State (2), at #10 Florida (1) and at Arkansas (2), 2019

Caught a TD in 5 Consecutive Games

By Auburn: by Seth Williams at #17 Texas A&M (1), vs. Mississippi State (2), at #10 Florida (1), at Arkansas (2) and at #2 LSU (1), 2019

Caught 15 Passes in a Game

By Auburn: 17 by Willie Goshua at Arkansas, Oct. 28, 1995
By Opponent: --

Caught 10 Passes in a Game

By Auburn: 10 by Anthony Schwartz vs. Arkansas, Oct. 10, 2020
By Opponent: 10 by Jahan Dotson of #10 Penn State, Sept. 18, 2021

Caught 7+ Passes in a Game

By Auburn: 7 by Eli Stove at #1 Alabama, Nov. 28, 2020
By Opponent: 7 by Jahcour Pearson & Casey Kelly of #10 Ole Miss, Oct. 30, 2021

PASSING

400 Yards Passing

By Auburn: 456 by Nick Marshall at #2 Alabama, Nov. 29, 2014
By Opponent: 465 by Chad Kelly of Ole Miss, Oct. 29, 2016

300 Yards Passing

By Auburn: 300 by Bo Nix vs. LSU, Oct. 31, 2020
By Opponent: 302 by Mac Jones of #1 Alabama, Nov. 28, 2020

50+ Pass Attempts

By Auburn: 50 by Bo Nix vs. Georgia, Nov. 16, 2019
By Opponent: 51 by Will Rogers of Mississippi State, Dec. 12, 2020

40+ Pass Attempts

By Auburn: 41 by Bo Nix at #13 Texas A&M, Nov. 6, 2021
By Opponent: 51 by Will Rogers of Mississippi State, Dec. 12, 2020

30+ Pass Completions

By Auburn: 30 by Bo Nix vs. Georgia, Nov. 16, 2019
By Opponent: 51 by Will Rogers at Mississippi State, Dec. 12, 2020

5+ TD

By Auburn: 5 by Jarrett Stidham vs. Purdue, Dec. 28, 2018 [Music City]
By Opponent: 5 by Mac Jones of #1 Alabama, Nov. 28, 2020

4+ TD

By Auburn: 5 by Jarrett Stidham vs. Purdue, Dec. 28, 2018 [Music City]
By Opponent: 5 by Mac Jones of #1 Alabama, Nov. 28, 2020

3+ TD

By Auburn: 3 by Bo Nix vs. Akron, Sept. 4, 2021
By Opponent: 3 by Peyton Ramsey of #14 Northwestern, Jan. 1, 2021 (Citrus)

LAST TIME...

Threw 3+ TD in Consecutive Games

By Auburn: by Loran Carter vs. #9 Miami (3), at #20 Florida (3), vs. #5 Tennessee (3), 1968

Completed an 80-Yard Pass

By Auburn: 91 by Bo Nix to Anthony Schwartz vs. LSU, Oct. 31, 2020
By Opponent: 99 by AJ McCarron to Amari Cooper of #1 Alabama, Nov. 30, 2013

Completed a 70-Yard Pass

By Auburn: 71 by Bo Nix to Demetris Robertson at #19 Arkansas, Oct. 16, 2021
By Opponent: 73 by Tanner Morgan to Tyler Johnson of #16 Minnesota [Outback], Jan. 1, 2020

Completed a 60-Yard Pass

By Auburn: 91 by Bo Nix to Anthony Schwartz vs. LSU, Oct. 31, 2020
By Opponent: 60 by Stetson Bennett to Ladd McConkey of #2 Georgia, Oct. 9, 2021

INDIVIDUAL - DEFENSE

TACKLES

Had 15+ Tackles in a Game

By Auburn: 15 by Zakoby McClain at #19 Arkansas, Oct. 16, 2021
By Opponent: 15 by Troy Dye of #11 Oregon, Aug. 31, 2019

Had 10+ Tackles in a Game

By Auburn: 14 by Zakoby McClain vs. #10 Ole Miss, Oct. 30, 2021
By Opponent: 10 by A.J. Finley of #10 Ole Miss, Oct. 30, 2021

Had 3.0+ TFL in a Game

By Auburn: 3.0 by T.D. Moultry vs. Akron, Sept. 4, 2021
By Opponent: 3.0 by Kivon Bennett of Tennessee, Nov. 21, 2020

Had 3.0+ Sacks in a Game

By Auburn: 3.0 by Nick Coe at Ole Miss, Oct. 20, 2018
By Opponent: 3.0 by Montez Sweat of Mississippi St., Oct. 6, 2018

INTERCEPTIONS

Intercepted 3+ Passes in a Game

By Auburn: 4 by Junior Rosegreen at #10 Tennessee, Oct. 2, 2004
By Opponent:

Intercepted 2+ Passes in a Game

By Auburn: 2 by Daniel Thomas vs. Alabama St., Sept. 8, 2018
By Opponent: 2 by Jaycee Horn of South Carolina, Oct. 17, 2020

Intercepted a Pass in Consecutive Games

By Auburn: Roger McCreary vs. Alabama State and at #10 Penn State, Sept. 11/18, 2021

Returned an INT for a TD

By Auburn: Smoke Monday [36 yards] vs. Georgia State, Sept. 25, 2021
By Opponent: Chequan Burkett of #10 UCF [45 yards], Jan. 1, 2018 [Peach]

FUMBLE RECOVERIES / FORCED FUMBLES

Recovered 2+ Fumbles in a Game

By Auburn: 2 by Derrick Brown at #10 Florida, Oct. 5, 2019
By Opponent: 2 by Leo Lewis of Mississippi State, Sept. 28, 2019

Forced 2+ Fumbles in a Game

By Auburn: 2 by Jeff Holland at at Arkansas, Oct. 21, 2017
By Opponent: 2 by Tim Washington of Mississippi State, Sept. 28, 2019

Forced & Recovered a Fumble in a Game

By Auburn: by Marlon Davidson and Michael Harris at Arkansas, Oct. 19, 2019
By Opponent: by Christian Harris of #5 Alabama, Nov. 30, 2019

Returned a Fumble for a TD

By Auburn: by Marcus Harris [recovered in end zone], at #19 Arkansas, Oct. 16, 2021
By Opponent: by Micheal Clemons [24 yards] of #13 Texas A&M, Nov. 6, 2021

SPECIAL TEAMS

KICKING

Kicked 6+ Field Goals in a Game

By Auburn: 6 by Daniel Carlson vs. #17 LSU, Sept. 24, 2016
By Opponent:

Kicked 5+ Field Goals in a Game

By Auburn: 6 by Daniel Carlson vs. #17 LSU, Sept. 24, 2016
By Opponent: 5 by Daniel LaCamera of #17 Texas A&M, Sept. 17, 2016

Kicked 4+ Field Goals in a Game

By Auburn: 4 by Anders Carlson vs. Georgia State, Sept. 25, 2021
By Opponent: 4 by Seth Small of #13 Texas A&M, Nov. 6, 2021

Kicked a 50-Yard Field Goal

By Auburn: 50 by Anders Carlson vs. #14 Northwestern, Jan. 1, 2021 (Citrus)
By Opponent: 51 by Cade York of LSU, Oct. 2, 2021

Kicked 2+ 50-Yard Field Goals in a Game

By Auburn: Daniel Carlson (52, 54) at Missouri, Sept. 23, 2017

Kicked a 50-Yard Field Goal in Consecutive Games

By Auburn: Daniel Carlson vs. Wisconsin (51) [Outback] and vs. Louisville (56), 2015

PUNTING

Had a 70-Yard Punt

By Auburn: 70 by Aiden Marshall at Texas A&M, Nov. 4, 2017
By Opponent: 75 by Max Duffy of #23 Kentucky, Sept. 26, 2020

Had a 60-Yard Punt

By Auburn: 63 by Oscar Chapman at #13 Texas A&M, Nov. 6, 2021
By Opponent: 60 by Derek Adams of #14 Northwestern, Jan. 1, 2021 (Citrus)

Had 4+ Punts Inside the 20 in a Game

By Auburn: 4 by Oscar Chapman at #13 Texas A&M, Nov. 6, 2021
By Opponent: 4 by Jake Camarda of Georgia, Nov. 16, 2019

BLOCKS

Blocked a Field Goal

By Auburn: by Colby Wooden vs. Alabama State, Sept. 11, 2021 (returned for TD by Nehemiah Pritchett, 80 yards)
By Opponent: by Jay Ward of LSU, Oct. 2, 2021

Blocked 2 Field Goals

By Auburn: 2 by Alton Moore at #19 Georgia, Nov. 10, 2001

Blocked a Field Goal in Consecutive Games

By Auburn: by Marlon Davidson at Mississippi St. & vs. Tennessee, Oct. 6 & 13, 2018

Blocked a Field Goal in 3 Consecutive Games

By Auburn: by Marlon Davidson at Mississippi St., vs. Tennessee, at Ole Miss, Oct. 6, 13 & 20, 2018

Blocked a Punt

By Auburn: Caylin Newton vs. Georgia State, Sept. 25, 2021 (recovered by Barton Lester in end zone for TD)
By Opponent: P. Hanraham of Mississippi St., Sept. 12, 2009

Blocked 2+ Punts

By Auburn: 2 by Justin Fetsko vs. ULM, Nov. 1, 2003

Blocked a PAT

By Auburn: 1 by Montravius Adams at Ole Miss, Oct. 29, 2016
By Opponent: 1 by Daniel McCullers of Tennessee, Nov. 9, 2013

Blocked 2+ PAT

By Auburn: 2 by Charles Dorsey vs. LSU, Sept. 19, 1998

RETURNS

Returned a Kickoff for a TD

By Auburn: by Noah Igbinoghene vs. #16 Minnesota [Outback] [96 yards], Jan. 1, 2020
By Opponent: by Jaylen Waddle of #5 Alabama [98 yards], Nov. 30, 2019

Returned a Punt for a TD

By Auburn: by Barton Lester vs. Georgia State [blocked punt], Sept. 25, 2021
By Opponent: by DJ Chark of LSU [75 yards], Oct. 13, 2017

AUBURN CAREER BESTS

OFFENSE

4 • TANK BIGSBY

Rush Att26	at Miss St	12/12/20
Rush Yards192	at Miss St	12/12/20
Rush Long51	Alabama St	9/11/21
Rush TD2	4x (last: at Penn St)	9/18/21
Receptions7	at Georgia	10/3/20
Receiving Yds68	at Georgia	10/3/20
Rec. Long19	at Georgia	10/3/20
KO Returns4	2x (last: Arkansas)	10/10/20
KOR Yards106	Arkansas	10/10/20
KOR Long35	Arkansas	10/10/20
AP Yards268	Arkansas	10/10/20
100-yd Gm8		
Rush TD12		

17 • ELIJAH CANION

Receptions3	vs Northwestern	1/1/21
Rec. Yards80	vs Northwestern	1/1/21
Rec. Long57	vs Northwestern	1/1/21
Rec. TD1	vs Northwestern	1/1/21
Career Rec. TD1		

80 • ZE'VIAN CAPERS

Receptions3	at South Carolina	10/17/20
Rec. Yards40	at South Carolina	10/17/20
Rec. Long19	at South Carolina	10/17/20
Rec. TD1	LSU	10/31/20
Career Rec. TD1		

86 • LUKE DEAL

Receptions4	at Arkansas	10/16/21
Rec. Yards19	at Arkansas	10/16/21
Rec. Long15	2x (last: at Texas A&M)	11/6/21

1 • T.J. FINLEY

Completions9	vs Georgia St	9/25/21
Pass Attempts16	vs Georgia St	9/25/21
Pass Long49	vs Alabama St	9/11/21
Pass Yards97	vs Georgia St	9/25/21
Pass TD1	2x (last: Georgia St)	9/25/21
Rush Attempts3	vs Georgia St	9/25/21
Rush Yards18	vs Georgia St	9/25/21
Rush TD1	vs Akron	9/4/21
Career Rush TD1		
Career Pass TD2		

87 • BRANDON FRAZIER

Receptions1	2x (last: Northwestern)	1/1/21
Rec. Yards7	vs Northwestern	1/1/21
Rec. Long7	vs Northwestern	1/1/21

84 • TYLER FROMM

Receptions3	at LSU	10/2/21
Rec. Yards40	at LSU	10/2/21
Rec. Long31	vs Ole Miss	10/30/21
Rec. TDs1	at LSU	10/2/21
Career Rec. TD1		

5 • KOBE HUDSON

Receptions6	vs Ole Miss	10/30/21
Rec. Yards79	vs Ole Miss	10/30/21
Rec. Long36	at Penn State	9/18/21
Rec. TD1	vs Akron	9/4/21
Career Rec. TD1		

27 • JARQUEZ HUNTER

Rush Att12	vs Ole Miss	10/30/21
Rush Yards147	vs Alabama St	9/11/21
Rush Long94	vs Alabama St	9/11/21
Rush TD1	3x (last: at LSU)	10/2/21
Receptions2	3x (last: Georgia)	10/9/21
Rec. Yards14	vs Alabama St	9/11/21
Rec. Long14	vs Alabama St	9/11/21
Rec. TD1	vs Ole Miss	10/30/21
100-yd gm2		
Career Rush TD3		
Career Rec. TD1		

24 • JORDON INGRAM

Rush Att2	vs Alabama St	9/11/21
Rush Yards8	vs Alabama St	9/11/21
Rush Long5	vs Alabama St	9/11/21

44 • SEAN JACKSON

Rush Attempts	10	vs Alabama St	9/11/21
Rush Yards38	vs Alabama St	9/11/21
Rush Long16	vs Akron	9/4/21
Rush TD1	vs Alabama St	9/11/21
Career Rush TD1		

11 • SHEDRICK JACKSON

Receptions5	2x (last: at Arkansas)	10/16/21
Rec. Yards79	vs Akron	9/4/21
Rec. Long42	vs Akron	9/4/21
Rec. TD1	vs Georgia St	9/25/21
Career Rec TD1		

6 • JA'VARRIUS JOHNSON

Receptions3	vs Akron	9/4/21
Rec. Yards51	vs Akron	9/4/21
Rec. Long39	at Arkansas	10/16/21
Rec. TD1	2x (last: at Arkansas)	10/16/21
Punt Returns2	vs Georgia St	9/25/21
Punt Ret YD26	vs Georgia St	9/25/21
Punt Ret Long15	vs Georgia St	9/25/21
Rec. TDs2		

16 • MALCOLM JOHNSON JR.

Rush Att1	vs Akron	9/4/21
Rush Yards1	vs Akron	9/4/21
Rush Long1	vs Akron	9/4/21
Receptions1	4x (last: at Arkansas)	10/16/21
Rec. Yards49	vs Alabama St	9/11/21
Rec. Long49	vs Alabama St	9/11/21
Rec. TD1	vs Alabama St	9/11/21
Career Rec. TD1		

40 • LANDEN KING

Receptions2	2x (last: at Arkansas)	10/16/21
Rec. Yards31	vs Georgia	10/9/21
Rec. Long25	vs Georgia	10/9/21

14 • GRANT LOY

Completions0		
Pass Attempts2	LSU	10/31/20
Pass Yards0		
Pass Long0		
Rush Attempts2	LSU	10/31/20
Rush Yards2	LSU	10/31/20
Rush Long4	LSU	10/31/20

84 • JACKSON McFADDEN

Receptions1	Samford	11/23/19
Rec. Yards4	Samford	11/23/19
Rec. Long4	Samford	11/23/19

25 • CAYLIN NEWTON

Receptions1	vs Georgia	10/9/21
Rec. Yards31	vs Georgia	10/9/21
Rec. Long31	vs Georgia	10/9/21
Punt Block1	vs Georgia St	9/25/21

10 • BO NIX

Completions30	2x (last vs. Georgia)	11/16/19
Pass Attempts50	vs. Georgia	11/16/19
Pass Long91	LSU	10/31/20
Pass Yards340	Ole Miss	11/2/19
Pass Yards (qtr)143	Tulane (2nd)	9/7/19
Pass TD3	3x (last vs Akron)	9/4/21
Interceptions3	2x (last at S Caro)	10/17/20
Rush Attempts15	at South Carolina	10/17/20
Rush Yards81	LSU	10/31/20
Rush Long30	Mississippi State	9/28/19
Rush TD2	2x (last: Ole Miss)	10/30/21
Punts2	Kentucky	9/26/20
Punt Avg42.0	Alabama	11/30/19
Long Punt42	Alabama	11/30/19
Inside 202	Kentucky	9/26/20
Rush TD18		
Pass TD37		
150-Yd Pass28		
200-Yd Pass15		
300-Yd Pass3		
Career TDs54		

89 • J.J. PEGUES

Rush Attempts2	2x (last: Arkansas)	10/10/20
Rush Yards12	Arkansas	10/10/20
Rush Long11	Arkansas	10/10/20
Receptions3	LSU	10/31/20
Rec. Yards29	LSU	10/31/20
Rec. Long16	LSU	10/31/20

0 • DEMETRIS ROBERTSON

Receptions6	at LSU	10/2/21
Rec. Yards81	at Arkansas	10/16/21
Rec. Long71	at Arkansas	10/16/21
Rec. TD2	vs Alabama St	9/11/21
Rush Att1	2x (last: Alabama St)	9/11/21
Rush Yards36	vs Alabama St	9/11/21
Rush Long36	vs Alabama St	9/11/21
Rush TD1	vs Alabama St	9/11/21
Punt Returns3	2x (last: Texas A&M)	11/6/21
Punt Ret YD23	2x (last: Texas A&M)	11/6/21
Punt Ret Long23	vs Alabama St	9/11/21
Career Rush TD1		
Career Rec TD3		

22 • JAY SHARP

Rush Att5	vs Alabama St	9/11/21
Rush Yards15	vs Alabama St	9/11/21
Rush Long10	vs Alabama St	9/11/21

47 • JOHN SAMUEL SHENKER

Receptions5	3x (last: at LSU)	10/2/21
Rec. Yards102	at LSU	10/2/21
Rec. Long35	at LSU	10/2/21
Rec. TD1	2x (last at Texas A&M)	9/21/19
KO Returns2	vs. Minnesota	1/1/20
KOR Yards10	Kent State	9/14/19
KOR Long10	Kent State	9/14/19
Career Rec. TD2		

8 • SHAUN SHIVERS

Rush Attempts14	Tennessee	11/21/20
Rush Yards117	Alabama St.	9/8/18
Rush Long30	at Georgia	11/10/18
Rush TD1	8x (last: vs Akron)	9/4/21
Receptions6	at Texas A&M	11/6/21
Rec. Yards40	at Texas A&M	11/6/21
Rec. Long19	vs Akron	9/4/21
KO Returns5	at Alabama	11/28/20
KOR Yards68	at Alabama	11/28/20
KOR Long34	Kentucky	9/26/20
Career Rush TD8		
100-yd Gm1		

SPECIALISTS

26 • ANDERS CARLSON

FG Attempts5	3x (last: Georgia St)	9/25/21
FGs Made4	2x (last: Georgia St)	9/25/21
Career Long53	2x (last: Liberty)	11/17/18
Career 50+ FG5		
FG Blocked1	3x (last: at LSU)	10/21/21
Touchbacks9	vs. Alabama St	9/11/21
Tackles1	2x (last: at Miss St)	12/12/20
Career Tackles2		

AUBURN CAREER BESTS

91 • OSCAR CHAPMAN
 Punts.....6 at Miss St 12/12/20
 Punt Long67 vs Northwestern 1/1/21
 Punt Avg.....56.0 vs Ole Miss 10/30/21
 Inside 204 at Texas A&M 11/6/21

41 • AIDAN MARSHALL
 Punts.....6 2x (last: Georgia [SECCG])
 12/2/17
 Punt Avg.....47.4 at Texas A&M 11/4/17
 Long Punt70 at Texas A&M 11/4/17
 Inside 203 2x (last: Arkansas) 10/10/20

DEFENSE

16 • MALCOLM ASKEW
 Tackles.....2 vs Alabama St 9/11/21
 Career Tackles ...5

92 • MARQUIS BURKS
 Tackles.....3 2x (last: Alabama St) 9/11/21
 TFL2.0 vs Akron 9/4/21
 Sacks2.0 vs Akron 9/4/21
 FF.....1 2x (last: at Penn St) 9/18/21
 Career Tackles ..15
 Career TFL.....4.0
 Career Sacks ..3.0
 Career FF2

49 • DRE BUTLER
 Tackles.....5 Tennessee 11/21/20
 TFL1.0 2x (last: at Miss St) 12/12/20
 Sacks1.0 at Miss St 12/12/20
 Career Tackles ..19
 Career TFL.....2.0
 Career Sacks ...1.0

90 • TONY FAIR
 Tackles.....1 7x (last: Texas A&M) 11/6/21
 Career Tackles ...7

28 • DEVIN GUICE
 Tackles.....2 2x (last: Georgia St) 9/25/21
 TFL1.0 vs. Purdue 12/28/18
 Career Tackles ...8
 Career TFL.....1.0

29 • DERICK HALL
 Tackles.....8 at LSU 10/2/21
 TFL2.0 at Miss St 12/12/20
 Sacks2.0 at Miss St 12/12/20
 Career Tackles ..68
 Career TFL.....10.0
 Career Sacks ...6.0

50 • MARCUS HARRIS
 Tackles.....4 at Penn State 9/18/21
 TFL1.0 3x (last: Ole Miss) 10/30/21
 Sacks1.0 vs Akron 9/4/21
 Career Tackles ..13
 Career TFL.....3.5
 Career Sacks ...1.0

37 • ROMELLO HEIGHT
 Tackles.....4 vs Alabama St 9/11/21
 TFL1.5 at Penn State 9/18/21
 Career Tackles ..13
 Career TFL.....2.5

45 • CALEB JOHNSON
 Tackles.....4 2x (last: Georgia) 10/9/21
 TFL1.0 4x (last: Georgia) 10/9/21
 Sacks1.0 Samford 11/23/19
 FF.....1 at Arkansas 10/16/21
 Career Tackles ..18
 Career TFL.....4.0
 Career Sacks ...1.0

1 • DONOVAN KAUFMAN
 Tackles.....5 2x (last: Texas A&M) 11/6/21
 TFL1.0 2x (last: Georgia) 10/9/21
 Sacks1.0 vs Georgia St 9/25/21
 PBU1 2x (last: Georgia St) 9/25/21
 FF.....1 2x (last: Texas A&M) 11/6/21
 Career Tackles ..18
 Career Sacks ...1.0
 Career TFL.....2.0
 Career PBU.....2
 Career FF2

19 • BYDARIUS KNIGHTEN (at Auburn)
 Tackles.....9 vs Georgia 10/9/21
 INT.....1 at LSU 10/2/21
 PBU1 2x (last: Ole Miss) 10/30/21
 Career Tackles ..36
 Career PBU.....2
 Career INT1

55 • EKU LEOTA (at Auburn)
 Tackles.....4 vs Alabama St 9/11/21
 Sacks1.0 4x (last: Georgia) 10/9/21
 TFL2.0 vs Georgia St 9/25/21
 Career Tackles ..16
 Career Sacks ...4.0
 Career TFL.....6.0

51 • BARTON LESTER
 Tackles.....1 2x (vs Alabama St) 9/11/21
 Punt Blocks1 vs Alabama St 9/11/21
 Career Tackles ...2

9 • ZAKOBY McCLAIN
 Tackles.....17 Texas A&M 12/5/20
 TFL2.0 2x (last: Ole Miss) 10/30/21
 Sacks2.0 vs Ole Miss 10/30/21
 PBU2 at Arkansas 10/16/21
 FF.....1 4x (last: Texas A&M) 12/5/20
 INT.....1 Alabama 11/30/19
 Career Tackles ..243
 Career TFL.....16.5
 Career Sacks ..5.5
 Career PBU.....5
 Career FF3
 Career INT4
 Leading Tackler 13 last: Ole Miss 10/30/21

23 • ROGER McCREARY
 Tackles.....10 at LSU 10/26/19
 TFL2.0 at Ole Miss 10/24/20
 PBU3 at Arkansas 10/16/21
 INT.....1 6x (last: at Penn St) 9/18/21
 FF.....1 Kentucky 9/26/20
 FR1 2x (last: Texas A&M) 11/6/21
 Career Tackles120
 Career TFL.....9.0
 Career PBU.....24
 Career INT6
 Career FF1
 Career FR.....2
 Leading Tackler..1 last: at Arkansas 10/19/19

21 • SMOKE MONDAY
 Tackles.....12 at Ole Miss 10/24/20
 Sacks1.0 5x (last: Ole Miss) 10/30/21
 TFL2.0 3x (last: Ole Miss) 10/30/21
 INT.....1 5x (last: Georgia St) 9/25/21
 PBU1 6x (last: Texas A&M) 11/6/21
 FF.....1 at Alabama 11/28/20
 Punt Blks.....1 at Alabama 11/24/18
 INT Return TD ...1 3x (last: vs Ga St) 9/25/21
 Career Tackles153
 Career Sacks ..5.0
 Career TFL.....15.0
 Career INT5
 Career PBU.....6
 Career FF1

99 • T.D. MOULTRY
 Tackles.....9 vs Georgia St 9/25/21
 Sacks1.5 vs Akron 9/4/21
 TFL3.0 vs Akron 9/4/21
 FF.....1 Liberty 11/17/18
 Career Tackles ..67
 Career TFL.....13.0
 Career Sacks ..8.0
 Career FF1
 Leading Tackler..1 Akron 9/4/21

0 • OWEN PAPPOE
 Tackles.....14 at Ole Miss 10/24/20
 Sacks1.0 6x (last: Northwestern) 1/1/21
 TFL2.0 at Miss St 12/12/20
 PBU1 4x (last: LSU) 10/31/20
 INT.....1 at South Carolina 10/17/20
 FF.....1 Mississippi State 9/28/19
 FR.....1 Kentucky 9/26/20
 Career Tackles ..165
 Career Sacks ...6.0
 Career TFL.....12.0
 Career PBU.....4
 Career INT1
 Career FF1
 Career FR.....1
 Leading Tackler 5 last: Northwestern 1/1/21

89 • J.J. PEGUES
 Tackles.....2 4x (last: Texas A&M) 11/6/21
 FF.....1 vs Akron 9/4/21
 Career Tackles ...9
 Career FF1

18 • NEHEMIAH PRITCHETT
 Tackles.....6 at Penn State 9/18/21
 INT.....1 LSU 10/31/20
 PBU3 Arkansas 10/10/20
 KO Ret.....5 Georgia St 9/25/21
 KO Ret Yds.....165 Georgia St 9/25/21
 KO Ret Long.....72 Georgia St 9/25/21
 Block Return TD 1 vs Alabama St 9/11/21
 Career Tackles ..51
 Career INT1
 Career PBU.....12
 Leading Tackler..1 Samford 11/23/19

10 • ZION PUCKETT
 Tackles.....10 vs Georgia 10/9/21
 TFL1.0 3x (last: at Miss St) 12/12/20
 PBU1 2x (last: at Miss St) 12/12/20
 Career Tackles ..54
 Career TFL.....3.5
 Career PBU.....2

35 • CAM RILEY
 Tackles.....4 vs Northwestern 1/1/21
 TFL1.0 vs Alabama St 9/11/21
 Career Tackles ..16
 Career TFL1.0

48 • MARQUIS ROBINSON
 Tackles.....1 vs Georgia 10/9/21
 Career Tackles1

36 • JAYLIN SIMPSON
 Tackles.....5 at Arkansas 10/16/21
 TFL1.0 2x (last: Texas A&M) 11/6/21
 PBU1 4x (last: Texas A&M) 11/6/21
 INT.....1 vs Ole Miss 10/30/21
 Career Tackles ..32
 Career TFL.....2.5
 Career PBU.....4
 Career INT1

32 • WESLEY STEINER
 Tackles.....5 vs Georgia St 9/25/21
 TFL1.5 at Penn State 9/18/21
 Career Tackles ..16
 Career TFL.....1.5

13 • LADARIUS TENNISON
 Tackles.....8 at Texas A&M 11/6/21
 TFL1.0 at Texas A&M 11/6/21
 KOR.....1 at Ole Miss 10/24/20
 KOR Yds.....2 at Ole Miss 10/24/20
 Career Tackles ..31
 Career TFL.....1.0

30 • DESMOND TISDOL
 Tackles.....2 LSU 10/31/20
 Career Tackles ...3

AUBURN CAREER BESTS

14 • RO TORRENCE

Tackles 1 vs Akron 9/4/21
 Career Tackles1

96 • GARRISON WALKER

Tackles 1 vs Alabama St 9/11/21
 Career Tackles1

3 • ZYKEVIOUS WALKER

Tackles 4 Arkansas 10/10/20
 TFL 1.0 Arkansas 10/10/20
 Sacks 1.0 Arkansas 10/10/20
 PBU 1 Akron 9/4/21
 Career Tackles ..17
 Career TFL.....1.5
 Career Sacks ...1.0

33 • JOKO WILLIS

Tackles 1 2x (last: at LSU) 10/2/21
 TFL 1.0 vs Alabama St 9/11/21
 Career Tackles ...2
 Career TFL.....1.0

25 • COLBY WOODEN

Tackles 8 vs Georgia St 9/25/21
 TFL 2.0 3x (last: at Arkansas) 10/16/21
 Sacks 2.0 2x (last: at Arkansas) 10/16/21
 PBU 1 3x (last: at LSU) 10/2/21
 FR 1 vs Alabama St 9/11/21
 FG Blocks..... 1 vs Alabama St 9/11/21
 Career Tackles 88
 Career TFL..... 17.5
 Career Sacks .. 8.5
 Career PBU..... 3
 Career FR.....1

31 • CHANDLER WOOTEN

Tackles 12 vs Georgia St 9/25/21
 TFL 1.5 at Penn State 9/18/21
 Interceptions..... 1 at Arkansas 10/19/19
 FR 1 at Florida 10/5/19
 PBU 1 at LSU 10/2/21
 Career Tackles108
 Career TFL 8.0
 Career INT1
 Career FR.....1
 Career PBU.....1
 Leading Tackler..2 Georgia St 9/25/21

76 • JEREMIAH WRIGHT

Tackles 3 vs Northwestern 1/1/21
 TFL 1.0 vs Northwestern 1/1/21
 Career Tackles ...4
 Career TFL.....1.0

AUBURN COACHING STAFF ROSTER



Bryan Harsin
Head Coach



Mike Bobo
Offensive Coordinator/
Quarterbacks
(in press box)



Derek Mason
Defensive Coordinator/
Defensive Backs
(in press box)



Jeff Schmedding
Assistant Head Coach/
Linebackers/Defensive Run
Game Coordinator



Brad Bedell
Tight Ends



Nick Eason
Defensive Line



Zac Etheridge
Cornerbacks



Will Friend
Offensive Line



Bert Watts
Outside Linebackers/
Special Teams Coord.



Carnell Williams
Running Backs



Eric Kiesau
Wide Receivers