



2022 AUBURN BASEBALL

AUBURN ATHLETICS COMMUNICATIONS: 392 SOUTH DONAHUE DRIVE || AUBURN, AL 36849 || AUBURNTIGERS.COM || @AUBURN_BASEBALL

2022 SCHEDULE

Day	Date	Opponent	Time/Result
Fri	Feb. 18	vs. Oklahoma	L, 0-3
Sat	Feb. 19	vs. #12 Texas Tech	W, 2-1
Sun	Feb. 20	vs. Kansas State	W, 12-1
WED	FEB. 23	TROY	W, 13-1
FRI	FEB. 25	YALE	W, 9-0
SAT	FEB. 26	YALE	W, 4-3
SAT	FEB. 26	YALE	L, 4-5 (10)
TUE	MAR. 1	ALABAMA STATE	W, 13-7
WED	MAR. 2	UAB	W, 16-1
FRI	MAR. 4	RHODE ISLAND	W, 7-2
SAT	MAR. 5	RHODE ISLAND	W, 16-0
SAT	MAR. 5	RHODE ISLAND	W, 12-0
SUN	MAR. 6	RHODE ISLAND	W, 14-1
Wed	Mar. 9	vs. Tennessee Tech	W, 4-3
FRI	MAR. 11	MIDDLE TENNESSEE	L, 8-10
SAT	MAR. 12	MIDDLE TENNESSEE	W, 10-7
SUN	MAR. 13	MIDDLE TENNESSEE	L, 3-4 (8)
THU	MAR. 17	#1 OLE MISS	L, 6-13
FRI	MAR. 18	#1 OLE MISS	W, 19-5
SAT	MAR. 19	#1 OLE MISS	L, 2-15
Tue	Mar. 22	vs. South Alabama	W, 13-12
Fri	Mar. 25	at Texas A&M	W, 6-5 (10)
Sat	Mar. 26	at Texas A&M	L, 4-5 (11)
Sun	Mar. 27	at Texas A&M	W, 13-9
TUE	MAR. 29	JACKSONVILLE STATE	L, 2-5
Thu	Mar. 31	at #12 LSU	W, 6-5
Fri	Apr. 1	at #12 LSU	L, 2-9
Sat	Apr. 2	at #12 LSU	W, 6-4
Tue	Apr. 5	at UAB	W, 6-4
FRI	APR. 8	#12 VANDERBILT	6 PM
SAT	APR. 9	#12 VANDERBILT	4 PM
SUN	APR. 10	#12 VANDERBILT	1 PM
TUE	APR. 12	SAMFORD	6 PM
Thu	Apr. 14	at Miss. State	7 pm
Fri	Apr. 15	at Miss. State	6 pm
Sat	Apr. 16	at Miss. State	1 pm
TUE	APR. 19	ALABAMA STATE	6 PM
WED	APR. 20	KENNESAW STATE	6 PM
FRI	APR. 22	SOUTH CAROLINA	6 PM
SAT	APR. 23	SOUTH CAROLINA	2 PM
SUN	APR. 24	SOUTH CAROLINA	1 PM
Tue	Apr. 26	at Jacksonville State	6 pm
Fri	Apr. 29	at #1 Tennessee	6 pm
Sat	Apr. 30	at #1 Tennessee	6 pm
Sun	Apr. 31	at #1 Tennessee	1 pm
FRI	MAY 6	#2 ARKANSAS	6 PM
SAT	MAY 7	#2 ARKANSAS	4:30 PM
SUN	MAY 8	#2 ARKANSAS	1 PM
Tue	May 10	at Troy	6 pm
FRI	MAY 13	ALABAMA	7:30 PM
SAT	MAY 14	ALABAMA	2 PM
SUN	MAY 15	ALABAMA	3 PM
Tue	May 17	at Samford	6 pm
Thu	May 19	at Kentucky	5:30 pm
Fri	May 20	at Kentucky	5:30 pm
Sat	May 21	at Kentucky	1 pm

POSTSEASON

May 24-29	SEC Tournament	TBA
June 3-6	NCAA Regionals	TBA
June 10-13	NCAA Super Regionals	TBA
June 17-27	College World Series	TBA

Home games in **BOLD CAPS**

All home games at Plainsman Park | All times central
^ SEC Tournament



GAMES 30-32

AUBURN, ALA. (Samford Stadium-Hitchcock Field at Plainsman Park)



#25 **AUBURN TIGERS** (20-9, 5-4 SEC)

Head Coach: Butch Thompson (Birmingham-Southern, 1992)

Career Record: 238-172 (8th season) | Record at Auburn: 199-151 (7th season)

VS.



#12 **VANDERBILT COMMODORES** (21-7, 4-5 SEC)

Head Coach: Tim Corbin (Ohio Wesleyan, 1984)

Career Record: 929-522-1 (25th season) | Record at Vandy: 823-384-1 (20th season)

» QUICK HITTERS

- Auburn is coming off back-to-back SEC road series wins and, dating back to last season, has won four straight SEC road series for the first time since 1997-98.
- The Tigers are looking to win three straight SEC series for the first time since 2017.
- Auburn has played just one game at Plainsman Park in the last 20 days.
- The Tigers are 11-6 at home this season and 9-3 in road and neutral games.
- The nine wins away from home are tied for the most in the SEC this season.
- The team has won 11 games in which they trailed and are 6-3 in one-run games this year after going 6-11 in one-run games all of last season.
- Auburn entered the top 25 this week, marking the first time being ranked since week two of 2021.
- The Tigers were tabbed No. 18 by Collegiate Baseball and No. 25 by Baseball America.
- Auburn is 96-64 all-time against Vanderbilt, including 54-22 against the Commodores at home.
- The Commodores represent Auburn's third top-12 opponent in the first four weeks of SEC play.
- The Tigers are 4-3 against ranked opponents this season, including 3-1 against teams ranked 12th.

PITCHING MATCHUP

AUBURN		VANDERBILT	
FRI JR LHP Hayden Mullins	(2-1, 3.72)	vs.	JR RHP Chris McElvain (4-1, 3.16)
SAT JR RHP Trace Bright	(2-2, 2.70)	vs.	FR LHP Carter Holton (4-2, 3.89)
SUN SO RHP Joseph Gonzalez	(3-0, 2.31)	vs.	SO RHP Patrick Reilly (2-1, 1.21)

GAME INFO

Date: Friday-Sunday, Apr. 8-10, 2022
Game Time: 6 p.m. / 4 p.m. / 1 p.m. CT
Site: Auburn, Ala. / Plainsman Park (4,096)
TV: SEC Network+ (Friday-Sunday)
Talent (Fri): Brit Bowen (pxp), Gregg Olson (color)
Talent (Sat-Sun): Lyn Rollins (pxp), Mark Fuller (color)
Radio: 93.9 FM | AuburnTigers.com
Talent: Andy Burcham, Brad Law
Live Stats: StatBroadcast.com
Twitter Updates: @AuburnBaseball
Postgame Recap: AuburnTigers.com
Series History: Auburn leads, 96-64
Auburn: Auburn leads, 54-22
Nashville: Auburn trails, 30-38
Neutral: Auburn trails, 3-4
Last Meeting: Vanderbilt 11, Auburn 1 [8] (5/22/19)
Streak: L4

AUBURN

20-9, 5-4 SEC

Team Leaders

Batting Average:	SR IF Sonny DiChiara (.457)
Runs:	R-JR IF Blake Rambusch (27)
2B:	SR IF Sonny DiChiara (12)
HR:	SR IF Sonny DiChiara (8)
RBI:	Two tied (26)
Stolen Bases:	R-JR IF Blake Rambusch (8-12)

VANDERBILT

21-7, 4-5 SEC

Team Leaders

Batting Average:	SR UTL Dominic Keegan (.424)
Runs:	SO OF Enrique Bradfield Jr. (31)
2B:	JR UTL Spencer Jones (11)
HR:	SR IF Tate Kolwyck (6)
RBI:	SR UTL Dominic Keegan (28)
Stolen Bases:	SO OF Enrique Bradfield Jr. (18-18)

POTENTIAL STARTING LINEUP

Pos.	#	Player	AVG	AB	R	H	2B	3B	HR	RBI	SB-SBA	BB
C	28	Nate LaRue	.209	43	8	9	2	0	1	10	1-1	4
1B	17	Sonny DiChiara	.457	81	25	37	12	0	8	26	0-0	28
2B	7	Cole Foster	.275	80	14	22	3	0	3	21	0-1	13
3B	11	Blake Rambusch	.383	120	27	46	7	1	2	22	8-12	12
SS	4	Brody Moore	.278	108	24	30	5	0	2	14	2-2	15
LF	31	Mike Bello	.295	44	12	13	3	0	1	7	1-1	9
CF	5	Kason Howell	.328	116	24	38	11	1	2	24	5-6	12
RF	27	Bobby Peirce	.333	21	3	7	1	1	0	2	0-0	0
DH	19	Brooks Carlson	.296	54	16	16	2	0	1	8	0-0	8

AUBURN'S RECORD WHEN...

	2022	Under Thompson
Overall	20-9	199-151
SEC	5-4	68-90
Non-Conference	15-5	119-50
Postseason	0-0	15-14
Home	11-6	132-69
Away	5-2	47-63
Neutral	4-1	18-17
Current streak	W2	W2
Last 5 games	3-2	3-2
Last 10 games	6-4	6-4

Situational:

AU scores first	9-2	132-50
Opp. scores first	11-7	67-101
AU scores 4+ runs	19-4	181-67
AU scores 3 runs or less	1-5	18-84
AU leads after 7 innings	16-2	161-16
8 innings	17-1	181-13
AU trails after 7 innings	2-6	14-109
8 innings	1-6	5-118
Game tied after 7 innings	1-0	19-22
8 innings	1-1	6-14
Extra Innings	1-3	10-18
1-run games	6-3	42-42
2-run games	2-1	23-15
3-run games	1-2	21-20
Games decided by 5+ runs	10-3	94-46
vs. LH Starter	5-2	60-48
vs. RH Starter	15-7	140-102
More hits than opponent	11-3	145-28
Fewer hits than opponent	5-5	34-112
Hits are tied	4-1	18-12
AU has 10+ hits	15-4	123-60
Opp. has 10+ hits	6-5	49-95
Hit a home run	12-4	129-61
Opp. hits a home run	9-7	84-96
AU quality start	3-2	64-22
Opp. quality start	0-1	25-56
AU commits no errors	9-2	86-38
Opp. commits no error	8-4	53-76

By Day:

Sunday	4-1	32-27
Monday	0-0	1-2
Tuesday	3-1	40-17
Wednesday	3-0	17-6
Thursday	1-1	8-15
Friday	4-3	48-35
Saturday	5-3	50-47
Day Games (first pitch before 6 p.m.)	9-5	115-80
Night Games (first pitch after 6 p.m.)	11-4	85-71
Doubleheaders	4-2	25-15

By Month:

February	5-2	45-14
March	13-6	74-41
April	2-1	40-45
May	0-0	28-41
June	0-0	10-7

By Jersey:

White	5-2	55-32
Blue	2-2	35-31
Orange	5-2	44-31
Gray	4-0	24-35
Pinstripes	4-3	31-20
Cream Throwback	0-0	8-2

UNIVERSITY INFORMATION

Location	Auburn, Ala.
Enrollment	31,526
Founded	October 1, 1856
Nickname	Tigers
Colors	Burnt Orange and Navy Blue
President	Dr. Jay Gogue
Athletics Director	Allen Greene
Conference	Southeastern (SEC West)
Stadium / Capacity	Samford Stadium-Hitchcock Field at Plainsman Park / 4,096
Ticket Office Phone	855-282-2010

BASEBALL COACHING / SUPPORT STAFF

Head Coach	Butch Thompson (Birmingham-Southern, 1992)
Record at Auburn / Seasons	199-151 (.569) / 7th
Career Coaching Record / Seasons	238-172 (.580) / 8th
Assistant Coach	Karl Nonemaker (Vanderbilt, 2002)
Assistant Coach	Gabe Gross (Auburn, 2012)
Volunteer Assistant	Tim Hudson (Auburn, 2021)
Director of Player Development	Aaron Everett (UT Martin, 2012)
Director of Operations	Greg Drye (Southern Miss, 1998)
Athletic Trainer	Anthony Sandersen (South Dakota State, 2004)
Strength & Conditioning	Chris Joyner (Minnesota State - Mankato, 2001)

PROGRAM HISTORY

Modern Era Program Record (since 1949)	2,008-1,384-4 (.592)
College World Series Appearances / Last	5 / 2019
College World Series Record	3-10 (.231)
NCAA Regional Appearances / Last	22 / 2019
NCAA Regional Record	51-45 (.531)
NCAA Super Regional Appearances / Last	3 / 2019
NCAA Super Regional Record	3-5 (.375)
Last Postseason Opponent	Louisville / 2019 College World Series
Result	Lost, 5-3

POSTSEASON HISTORY

College World Series Appearances: 5 (1967, 1976, 1994, 1997, 2019)

Super Regional Appearances: 3 (1999, 2018, 2019)

NCAA Regional Appearances: 22 (1963, 1967, 1976, 1978, 1987, 1989, 1993-95, 1997-2003, 2005, 2010, 2015, 2017, 2018, 2019)

NCAA Regional Titles: 7 (1967, 1976, 1994, 1997, 1999, 2018, 2019)

MEDIA RELATIONS

Baseball Contact: George Nunnelley, Asst. Director - Athletics Comm.

Cell: 502-609-9982

Email: gnnunnelley@auburn.edu

Twitter: @gnunnelley

Associate AD: Kirk Sampson

2022 AUBURN BASEBALL ROSTER

No.	Name	Pos.	Cl.	B/T	Ht.	Wt.	Exp.	Hometown (Previous School)
1	Blake Rambusch	IF/OF	R-Jr.	R/R	5-9	175	JC	Austin, Texas (Grayson College)
2	Josh Hall	OF	R-Jr.	L/R	5-9	192	1L	Birmingham, Ala. (Ole Miss)
4	Brody Moore	IF	Sr.	R/R	5-11	183	3L	Oneonta, Ala. (Oneonta)
5	Kason Howell	OF	Sr.	R/R	6-0	180	3L	Argyle, Texas (Liberty Christian)
6	Ryan Dyal	C	R-So.	L/R	5-10	197	1L	Senoia, Ga. (East Coweta)
7	Cole Foster	IF	So.	S/R	6-1	190	1L	Plano, Texas (Plano Senior)
8	Bryson Ware	OF	Jr.	R/R	6-2	193	1L	Madison, Miss. (Pearl River CC)
9	Cade Granzow	RHP	Fr.	R/R	6-3	220	HS	Franklin, Tenn. (Brentwood)
11	Garrett Farquhar	IF	5th	R/R	5-11	187	2L	Hoover, Ala. (Shelton State CC)
13	Ben Schorr	C	R-Fr.	R/R	6-0	185	RS	Columbus, Ga. (Columbus)
14	Brooks Fuller	LHP	Sr.	L/L	6-3	210	3L	Auburn, Ala. (Auburn)
16	Cam Hill	IF/LHP	So.	L/L	6-5	214	1L	Madison, Ala. (Bob Jones)
17	Sonny DiChiara	IF	Sr.	R/R	6-1	263	TR	Hoover, Ala. (Samford)
18	Mason Barnett	RHP	Jr.	R/R	6-0	218	2L	Cartersville, Ga. (Cartersville)
19	Brooks Carlson	IF	Gr.	R/R	5-11	192	TR	Mobile, Ala. (Samford)
20	Hayden Mullins	LHP	Jr.	L/L	6-0	194	2L	Gallatin, Tenn. (Hendersonville)
21	Trace Bright	RHP	Jr.	R/R	6-4	199	2L	Montgomery, Ala. (Trinity Presbyterian)
22	Garrett Wade	LHP	R-Jr.	L/L	6-3	199	2L	Hartselle, Ala. (Hartselle)
23	Parker Carlson	RHP	Fr.	R/R	6-1	170	HS	Mobile, Ala. (Faith Academy)
27	Bobby Peirce	OF	R-Jr.	R/R	6-2	181	1L	Scottsdale, Ariz. (South Mountain CC)
28	Nate LaRue	C/RHP	Jr.	R/R	6-3	217	2L	Mobile, Ala. (McGill-Toolen)
29	Carson Skipper	LHP	Sr.	L/L	6-2	211	3L	Trussville, Ala. (Trussville)
31	Mike Bello	OF	Fr.	L/L	6-1	190	HS	Oak Ridge, N.J. (Pope John XXIII)
32	Carson Swilling	RHP	So.	R/R	5-11	196	1L	Smiths Station, Ala. (Smiths Station)
34	Ben Bosse	RHP	Fr.	R/R	6-1	194	HS	Brenham, Texas (Brenham)
37	Mason Land	IF	Jr.	L/R	5-10	173	JC	Cantonment, Fla. (Chattahoochee Valley CC)
40	Blake Burkhalter	RHP	Jr.	R/R	6-0	204	2L	Dothan, Ala. (Northview)
41	John Armstrong	RHP	Fr.	R/R	5-11	200	HS	Marietta, Ga. (Harrison)
43	Chase Isbell	RHP	Jr.	R/R	6-2	198	TR	Springville, Ala. (Samford)
44	Grant Newton	RHP	R-Jr.	R/R	6-4	236	TR	Orange County, Calif. (Santa Ana College)
45	Joseph Gonzalez	RHP	So.	R/R	6-4	230	1L	Humacao, P.R. (Leadership Christian Academy)
46	Chase Allsup	RHP	Fr.	R/R	6-1	220	HS	Dothan, Ala. (Dothan)
47	Tommy Sheehan	LHP	Gr.	L/L	6-0	209	TR	Brielle, N.J. (Notre Dame)
50	Jake Wyandt	C	Gr.	R/R	5-11	195	TR	Laurel, Md. (Presbyterian)
51	Luke Burk	IF	Jr.	R/R	6-0	219	JC	Galena, Mo. (Neosho County CC)
52	Jordan Armstrong	RHP	Sr.	R/R	6-2	184	JC	McDonough, Ga. (Chattahoochee Valley CC)
54	Konner Copeland	LHP	So.	L/L	6-2	178	JC	Mobile, Ala. (Pensacola State CC)
57	Tyler Drabick	RHP	Gr.	R/R	6-2	193	TR	Canton, Ohio (Lipscomb)
72	Brody Moss	IF	Fr.	L/R	5-11	173	HS	Helena, Ala. (Helena)

COACHES & STAFF

30	Butch Thompson	Head Coach
35	Karl Nonemaker	Assistant Coach
39	Gabe Gross	Assistant Coach
15	Tim Hudson	Volunteer Assistant Coach
	Aaron Everett	Director of Player Development
	Greg Drye	Director of Operations
	Chris Joyner	Strength & Conditioning
	Anthony Sandersen	Athletic Trainer
	Jeremy Page	Athletic Trainer Intern

PRONUNCIATION GUIDE

Ben BOSSE.....	BOSSY
Sonny DICHARA	De-SHARE-uh
Ryan DYAL.....	DIAL
Garrett FARQUHAR	FAR-kwar
Cade GRANZOW.....	Gran-ZO
KASON Howell.....	KAY-son
Chase ISBELL.....	IZ-bull
Ben SCHORR.....	SHORE
Jake WYANDT.....	Why-ANDT

30 BUTCH THOMPSON HEAD COACH

THE AUBURN SKIPPER

- Eight College World Series appearances / 17 postseason appearances
- 2013 National Runner-up (Mississippi State)
- 2001 National Champion (Birmingham-Southern)
- 2014 Baseball America/ABCA National Assistant Coach of the Year
- 2006 FCA Coach of the Year
- Coached 18 pitchers who went on to pitch in the Major Leagues
- Recruited and coached 33 pitchers who were drafted out of college that weren't drafted out of high school

Butch Thompson enters his seventh season at the helm of the program in 2021, posting a record of 179-142 in his first six seasons. He led the program to the first College World Series appearance in 22 years in 2019 and took the Tigers to three straight regionals for the first time since 2001-03.

Butch Thompson was named Auburn's head baseball coach on October 22, 2015 and enters his seventh season with the Tigers in 2021.

Thompson, who spent three seasons as an assistant coach and recruiting coordinator at Auburn from 2006-08, returned to The Plains after seven seasons at Mississippi State as both associate head coach and pitching coach.

A native of Amory, Miss., Thompson has coached 31 Division I All-Americans and 40 all-conference performers. He has seen 18 of his former pitchers make their Major League Baseball debuts, including 12 since 2014. Thompson has also turned 33 pitchers who went undrafted out of high school into MLB draft picks.

Thompson had three pitchers drafted in the first 11 rounds in 2014 and five pitchers drafted, including three in the top 10 rounds, in 2013. He added a first-round selection in the 2016 draft, a third-round pick in Keegan Thompson in 2017 and the first No. 1 overall pick in program history in Casey Mize in 2018. With Tanner Burns also going as a supplemental first round pick in 2020, Auburn became one of four programs with a pair of pitchers drafted in the first round from 2018-20.

Along with his pitching pedigree, Thompson is also considered one of the top recruiters in the country. Since 2003, he has secured 14 recruiting classes that were ranked in the top 10 by either Baseball America or Perfect Game, including the No. 5 signing class in 2017 and a program record No. 4 class in 2018. His classes signed from 2006-08 at Auburn each ranked in the top 18 nationally, including the No. 5 class in 2008, which included All-American and SEC Player of the Year Hunter Morris.

In 29 years of coaching at the collegiate level, including 20 in the Southeastern Conference, Thompson has coached eight College World Series participants, including leading the Tigers to the program's first trip to the College World Series in 22 years in 2019. Thompson has also coached one national champion and a national runner-up, won nine conference championships and made 17 postseason appearances. He has also served as an assistant under three National Coach of the Year recipients.

Thompson was named the 2006 Fellowship of Christian Athletes SEC Coach of the Year while at Auburn and the 2014 Baseball America and American Baseball Coaches Association (ABCA) National Assistant Coach of the Year while at Mississippi State.

Thompson has returned the Tigers to prominence in five seasons on The Plains as he has guided the team to a 179-142 overall record and took the team to three straight NCAA Tournament appearances for the first time since 2001-03, including back-to-back super regionals for the first time in program history. After advancing to the College World Series in 2019 and a winner-take-all game three in the Gainesville Super Regional in 2018, the Tigers finished those respective seasons ranked as high as No. 8 and No. 9. It marked the third time in program history the team has finished back-to-back seasons in the top 10.

Entering the 2019 postseason as the No. 2 seed in the Atlanta Regional, Auburn became the only program to sweep a regional on the road in each of the last two pot-seasons before also becoming the first team to defeat North Carolina in a Chapel Hill Super Regional in 2019, punching its ticket to Omaha for the first time since 1997.

In seven seasons at MSU, Thompson made four NCAA regional trips, two Super Regionals, won the SEC Tournament and advanced to the College World Series finishing as NCAA runner-up in 2013. In three of his last four seasons in Starkville, the Bulldogs' staff ERA finished no higher than 3.06. Thompson's 2013 pitching staff was one of two nationally to finish in the top 15 in ERA, strikeouts per nine innings and hits allowed per nine innings.



In addition to his experience at Auburn and Mississippi State, Thompson also spent four seasons at Georgia from 2002-05, including a trip to the College World Series in 2004. While there, he guided the development of future Major Leaguers Josh Fields, Mitchell Boggs and Brooks Brown.

Thompson launched his coaching career as pitching coach and top assistant at Huntingdon College (Ala.) in 1993, before returning to his alma mater in Birmingham, where he helped lead the Panthers to back-to-back Southern States Conference Championships and in 1995 coached BSC to its first NAIA World Series berth.

Thompson left BSC briefly to serve as head coach at Jefferson State Community College in Birmingham in 1997. While at JSCC, he was honored as the Regional Tournament Coach of the Year, the ABCA Alabama Junior College Coach of the Year and the Southeast Region Coach of the Year after guiding JSCC to a 39-21 mark, the AJCAA Region 22 State Championship and a third-place finish in the NJCAA Division II World Series.

He returned to Birmingham-Southern as top assistant the following season, beginning a four-year run during the most successful span in BSC baseball history. The Panthers won 196 games and four TranSouth Conference Championships and made three-consecutive appearances in the NAIA World Series. BSC's 2001 team posted a school-best 55-11 mark and captured the NAIA National Championship.

In 2002, Thompson joined the SEC baseball coaching fraternity as a pitching coach and recruiting coordinator at Georgia and has been a part of the league for the past 17 seasons.

Thompson currently serves as the large-school representative for the Alabama Baseball Coaches Association and is an All-American committee member representing the South region for the ABCA.

Thompson prepped at Amory (Miss.) High School and later starred as a pitcher at Itawamba (Miss.) Community College from 1989-90. He is a member of both the ICC Athletic Hall of Fame (Class of 2014) and MACCC Hall of Fame (Class of 2021).

Thompson earned a Bachelor's Degree in History at BSC in 1992 and completed a Master's Degree in Sports Administration at UAB in 1996. He is married to the former Robin Ashe of Birmingham, Ala., and they are the parents of three daughters --- Anna, Olivia and Madelyn Gail.

NATIONAL POLLS

NEWS & NOTES

BASEBALL AMERICA

Apr. 4

1. Tennessee*
2. Virginia
3. Arkansas*
4. Oklahoma State
5. Texas Tech*
6. Oregon State
7. Ole Miss*
8. Texas
9. Miami
10. Arizona
11. Louisville
12. Notre Dame
13. Florida State
14. Stanford
15. Gonzaga
16. Texas State
17. Georgia
18. UCLA
19. Vanderbilt*
20. North Carolina
21. Dallas Baptist
22. Southern Miss
23. Oregon
24. Maryland
25. **AUBURN**

D1 BASEBALL

Apr. 4

1. Tennessee*
2. Arkansas*
3. Virginia
4. Texas Tech*
5. Oregon State
6. Oklahoma State
7. Texas
8. Miami
9. Ole Miss*
10. Texas State
11. Arizona
12. Louisville
13. Notre Dame
14. Georgia
15. UCLA
16. Vanderbilt*
17. Gonzaga
18. Southern Miss
19. LSU*
20. Florida State
21. N.C. State
22. North Carolina
23. TCU
24. Dallas Baptist
25. UConn

USA TODAY

Apr. 4

1. Tennessee*
2. Arkansas*
3. Virginia
4. Texas Tech*
5. Oregon State
6. Texas
7. Oklahoma State
8. Ole Miss*
9. Arizona
10. Georgia
11. Miami
12. Vanderbilt*
13. Notre Dame
14. Louisville
15. Texas State
16. LSU*
17. UCLA
18. Gonzaga
19. Florida State
20. North Carolina
21. TCU
22. Florida
23. Maryland
24. Southern Miss
25. N.C. State

NCBWA

Apr. 4

1. Tennessee*
2. Arkansas*
3. Virginia
4. Texas Tech*
5. Oregon State
6. Ole Miss*
7. Oklahoma State
8. Texas
9. Arizona
10. Vanderbilt*
11. Georgia
12. Miami
13. Notre Dame
14. Texas State
15. Louisville
16. LSU*
17. Gonzaga
18. TCU
19. UCLA
20. Florida State
21. North Carolina
22. Stanford
23. Florida
24. Maryland
25. UConn

PERFECT GAME

Apr. 4

1. Tennessee*
2. Virginia
3. Texas Tech*
4. Arkansas*
5. Oklahoma State
6. Notre Dame
7. Oregon State
8. Miami
9. Texas
10. Ole Miss*
11. Vanderbilt*
12. Louisville
13. Arizona
14. Texas State
15. Gonzaga
16. Florida State
17. Georgia
18. UCLA
19. TCU
20. Southern Miss
21. UConn
22. LSU*
23. Virginia Tech
24. Oregon
25. Dallas Baptist

COLLEGIATE BASEBALL

Apr. 4

1. Tennessee*
2. Virginia
3. Arkansas*
4. Louisville
5. Texas Tech*
6. Vanderbilt*
7. Miami
8. Texas State
9. Arizona
10. Oklahoma State
11. Texas
12. UCLA
13. Georgia
14. Ole Miss*
15. Notre Dame
16. Stanford
17. Cal Poly
18. **AUBURN**
19. Oregon State
20. N.C. State
21. Oregon
22. North Carolina
23. LSU*
24. U.C. Santa Barbara
25. Ball State

AUBURN IN THE POLLS

BA D1 CB NC PG USA

Pre.	NR	NR	NR	NR	NR	NR
2/21	NR	NR	NR	NR	NR	NR
2/28	NR	NR	NR	NR	NR	NR
3/7	NR	NR	NR	NR	NR	NR
3/14	NR	NR	NR	NR	NR	NR
3/21	NR	NR	NR	NR	NR	NR

BA D1 CB NC PG USA

3/28	NR	NR	NR	NR	NR	NR
4/4	25	NR	18	NR	NR	NR

SCOUTING THE COMMODORES

- Vanderbilt enters the weekend ranked No. 12 and with a 21-7 overall record, including a 4-5 mark in SEC play.
- The Commodores are coming off back-to-back series losses at South Carolina and against No. 1 Tennessee, marking the first time the program has lost back-to-back SEC series since 2018.
- Offensively, the Commodores ranks third in the league with a .303 batting average, led by senior Dominic Keegan's .424 clip, which ranks third in the league.
- On the mound, the Commodores rank second in the SEC with a 2.68 staff ERA and .197 average against. The team has allowed more than five runs just five times this year.

RECORD-BREAKING ROAD SUCCESS

- Auburn is 9-3 in games away from Plainsman Park.
- The nine wins are tied for the most in the SEC and the .750 winning percentage is second best in the league.
- Dating back to the final two series of last season, the Tigers have won four straight SEC road series for the first time since 1997-98.

ONE-RUN AFFAIRS

- After going 6-11 one-run games last year, Auburn has already matched its one-run win total from a season ago, going 6-3 in one-run games this season.
- A year ago, thirteen of Auburn's 30 SEC games, including seven of its first 10, were decided by one run and seven more were decided by two runs.
- The Tigers went 4-9 in one-run games and 6-14 in games decided by two runs or less in league play.

COMEBACK KIDS

- Auburn's six-run comeback win against South Alabama on Mar. 22 marked the team's largest comeback win since defeating Florida A&M after trailing 7-0 on Feb. 22, 2017.
- The win in the series opener at Texas A&M on Mar. 25 marked the team's first in SEC play when trailing after eight innings since the final game of the 2019 regular season.
- The Tigers have won 11 games in which they have trailed this season.

RANKED FOES

- Auburn is 4-3 against ranked opponents this season with a pair of wins against No. 12 LSU last weekend and wins against No. 1 Ole Miss and No. 12 Texas Tech earlier this season.
- Starting last weekend at LSU, four of the Tigers' next six series will be played against top-12 teams, including two in the top five.

GOLDEN SPIKES WATCH LIST

- Sonny DiChiara was one of 45 players across the country, including 11 from the Southeastern Conference named to the USA Baseball Golden Spikes Award Midseason Watch List earlier this week.
- DiChiara is Auburn's sixth Golden Spikes Midseason Watch List honoree since 2016, joining Anfernee Grier (2016), Keegan Thompson (2017), Casey Mize (2017-18) and Tanner Burns (2019).
- Semifinalists for the award will be named on May 24.

SONNY KEEPS ON SLUGGING

- DiChiara leads the NCAA in on-base percentage (.607) and ranks third in the country in average (.457) and slugging (.901).
- DiChiara's .457 batting average is the highest by an Auburn player through 29 games in a season since at least 1993.
- DiChiara has reached multiple times in 23 of 25 games, including at least three times in 16 games this season.
- He matched a career best with four hits, including a double and homer, in Saturday's series finale at LSU.

RAMBUSCH RAKES

- Junior college transfer Blake Rambusch, who ranked 11th in the NJCAA with a .444 average a season ago, leads the SEC and is 21st in the NCAA with 46 hits this season.
- Rambusch leads the team with 15 multi-hit games, including nine of the last 13 contests.
- The redshirt junior has reached base in 86 of the last 87 games dating back to the final 13 games of his freshman season at Grayson College in 2019.
- Rambusch recently snapped a 17-game hitting streak in the series finale at LSU. The 17-game hitting streak was the longest by an Auburn player since Anfernee Grier collected a 22-game streak from the end of 2015 to the beginning of 2016.

MIKEY MAKING THE MOST OF IT

- Freshman outfielder Mike Bello made his first start in the middle game against No. 1 Ole Miss on Mar. 18 and went 3-for-3 with four runs, a walk, hit-by-pitch and two RBI.
- Bello became the first Auburn freshman to reach base five times in a game since Steven Williams did so in the first game of the 2018 Raleigh Regional.
- Bello, who drove in the game-winning run vs. South Alabama on Mar. 22 and hit his first homer at Texas A&M on Mar. 26, is hitting .333 with 11 runs in league play since being inserted into the starting lineup.

CARLSON'S CAREER

- Graduate transfer Brooks Carlson turned in a .344 career average in four seasons and 186 games at Samford.
- He hit .340 or higher in three of his four years and was named First Team All-SoCon in 2019 and First Team All-America by Collegiate Baseball in 2020.

NCAA ACTIVE RANKS

- Carlson and DiChiara rank in the top five among active players in a pair of categories.
- DiChiara leads Auburn with eight homers this season and is third among active players with 49 career home runs.
- Carlson is fifth among active players with 254 career hits. He also ranks in the top 15 in career doubles (52), RBI (152) and total bases (392).

LIKE FATHER, LIKE SON

- Senior infielder Brody Moore is the son of former Auburn and All-SEC shortstop Brandon Moore (1991-94).
- After wearing No. 19 and playing second base/utility in his first three seasons on the Plains, Brody has a new number and position in 2022 - No. 4 and shortstop - just like his dad.
- Brandon hit .332 in four years and 242 games in an Auburn uniform. Brody, who collected his 100th career hit against Middle Tennessee, is a .298 hitter in parts of four seasons and 107 games, including 95 starts.

HOWELL'S HEATING UP

- Kason Howell went hitless in the first three games of the season but is hitting .352 with 11 doubles and 21 RBI in 25 games since.
- Howell, who has started 77 straight games in center field, has matched a career best with three hits on six occasions already this season.
- He hit a walk-off homer to clinch the series against Yale three weekends ago. The walk-off homer was the first of Howell's career and the first by an Auburn player since Steven Williams in the 2019 Atlanta Regional.

WYANDT ON WATCH LIST

- Graduate transfer Jake Wyandt was named to the Buster Posey Award watch list last week.
- Wyandt has collected a hit in seven of the last eight games and is hitting .391 with seven runs, a double, homer and 11 RBI during the span.
- Wyandt is also one of 30 candidates nationally for the Senior CLASS Award.

SELLOUT CROWDS

- Auburn has sold out two straight home games for the first time since 2017.
- The sellout in the series finale vs. Ole Miss marked the first since Feb. 16, 2019.
- Last Tuesday's sellout against Jacksonville State marked the first midweek sellout in program history.

BURKY AND SKIP IN THE BULLPEN

- Blake Burkhalter and Carson Skipper were two of nine SEC relievers named to the NCBWA Stopper of the Year Watch List, making Auburn one of two SEC programs with multiple honorees (Vanderbilt).
- It marks the fifth straight season an Auburn pitcher has been recognized on the list.
- The duo is a combined 5-0 with a 3.50 ERA and 52 strikeouts to seven walks in 46.1 innings in 22 appearances.

BIG SHOES TO FILL

- Auburn is forced to replace its top three hitters and five everyday starters from a year ago in shortstop Ryan Bliss, third baseman Rankin Woley, first baseman Tyler Miller and outfielders Steven Williams and Judd Ward.
- The quintet combined to hit .296 with 192 runs, 50 doubles, 58 home runs and 191 RBI.

TWENTY-SIX YEARS IN THE MAKING

- Volunteer assistant and pitching coach Tim Hudson, who began his time on the Plains as a player in the fall of 1995, recently earned his degree in interdisciplinary studies with emphases on health promotion and philanthropy studies on Dec. 11, 2021.

MLB SUCCESS ON STAFF

- Auburn's coaching staff has 54 years of experience in professional baseball, including 32 years in the MLB between pitching coach Tim Hudson (17 years), hitting coach Gabe Gross (seven years), strength coach Chris Joyner (eight years).
- Other members of the coaching and support staff with professional experience include assistant coach Karl Nonemaker, director of player development Aaron Everett and athletic trainer Anthony Sandersen.

AUBURN IN THE MLB DRAFT

- The 2021 MLB Draft marked the 47th consecutive year Auburn had at least one player selected, tied for the longest active streak in the SEC.
- Ryan Bliss was drafted by the Arizona Diamondbacks in the second round with the 42nd overall pick in last year's draft, becoming the fifth-highest position player and ninth-highest draft pick overall in Auburn history.
- It marked the sixth straight season Auburn had a top-five-round pick, marking the first time in program history to accomplish the feat.

AUBURN IN THE NATIONAL AND SEC RANKINGS

(as of Apr. 6)

TEAM	TOTAL	NCAA	SEC
Sacrifice flies	20	5	1
Shutouts	3	17	3
Runs	232	20	5
Hits	304	20	3
Fielding percentage	.978	21	4
Doubles	65	23	3
Double plays	24	25	1
21 TRACE BRIGHT	TOTAL	NCAA	SEC
Starts	7	22	1
40 B. BURKHALTER	TOTAL	NCAA	SEC
Saves	6	16	1
17 SONNY DICHIARA	TOTAL	NCAA	SEC
OBP	.607	1	1
Average	.457	3	1
Slugging	.901	3	1
Walks/game	1.12	7	1
Walks	28	12	1
1 BLAKE RAMBUSCH	TOTAL	NCAA	SEC
Hits	46	21	1
Sacrifice flies	4	23	5

THE LAST TIME...

BATTING SUPERLATIVES

5 hits in a game Anfernee Grier at Kennesaw St. [5-for-6] (4/12/16)
 6 hits in a game Tyler Johnstone vs. Elon [6-for-7, 2B, 3B] (2/25/05)

Reached base 6 times Bryson Ware vs. Alabama A&M [3-5, 3 BB] (2/24/21)

4 runs in a game
 5 runs in a game **Mike Bello at Texas A&M (3/27/22)**
 6 runs in a game Rankin Woley vs. #18 Boston College (3/6/21)
 Bryson Ware vs. Alabama A&M (2/24/21)

10-game hitting streak Rankin Woley, 12 games (2/28-3/21/21)
15-game hitting streak **Blake Rambusch, 17 games (3/5-4/1/22)**
 20-game hitting streak A. Grier, 22 games, (5/31/15-3/22/16)
 25-game hitting streak Justin Fradejas, 27 games (3/23-5/7/10)
 30-game hitting streak Casey Dunn, 31 games (2/22 [G1]-4/15/97)

3 doubles in a game Ryan Bliss vs. LSU (5/6/21)
 4 doubles in a game Ken Dempsey vs. Georgia (1971)

2 triples in a game Jay Gonzalez vs. Alabama State (2/28/12)
 3 triples in a game never

2 home runs in one game Kason Howell at Missouri (5/20/21)
 3 home runs in one game Tony Caldwell at Kentucky (4/9/11)

7 RBI in a game Brody Moore vs. Alabama A&M (2/24/21)
 8 RBI in a game Justin Bryant at Georgia (3/19/10)
 9 RBI in a game Hunter Morris at Georgia (3/21/10)
 10 RBI in a game Bob Berry vs. Huntington (4/15/82)

Grand slam home run
 Inside-the-park home run **Ryan Dyal vs. Rhode Island (3/6/22)**
 HR to begin game Kason Howell at Alabama (4/15/21)
 Two HR in one inning Ryan Bliss vs. #11 Ole Miss (5/25/21)
 HR in consecutive at-bats Dan Glevenyak at Jacksonville State (8th) (5/7/13)
 HR in three consecutive at-bats Steven Williams vs. Texas A&M (5/15/21)
HR in consecutive games Edouard Julien vs. Alabama A&M/at UCF (2/20-22/19)
HR in three consecutive games **Cole Foster at Texas A&M (3/26-27/22)**
HR in four consecutive games **Sonny DiChiara vs. Troy & Yale (2/23-26/22)**
 HR in four consecutive SEC games Trent Mummy (4/17-23/10)
 HR in four consecutive SEC games Joseph Sanders (5/10-15/08)
 HR in five consecutive games Mike Bianucci (5/2-9/08)
 Walk-off HR Tim Lemons (4/6-10/85)
 Pinch-hit HR **Kason Howell vs. Yale (G1 - 2/26/22)**
 Pinch-hit grand slam Cam Hill vs. Kentucky (3/26/21)
 HR in first at-bat of season Edouard Julien vs. BYU (G1 - 3/3/18)
 HR in both games of DH Steven Williams vs. Longwood (2/17/18)
 Dylan Ingram at #7 Mississippi St. (4/29/17)

Hit for the cycle Judd Ward [3B, 1B, HR, 2B] vs. Illinois-Chicago (G1 - 2/15/20)

Hit from both sides of plate in same inning Damon Haecker [5th inn.] vs. Jacksonville St. (3/15/17)
Two hits in same inning **Cam Hill [2B, 1B] vs. Rhode Island [1st] (G2 - 3/5/22)**

Stole home
Stole two bases in a game **Josh Hall vs. Kansas State (2/20/22)**
Stole three bases in a game **Blake Rambusch vs. Rhode Island (G1 - 3/5/22)**
 Anfernee Grier vs. Southern (2/26/16)

Hit by a pitch 2 times in a game **Ryan Dyal vs. UAB (3/2/22)**
 Hit by a pitch 3+ times in a game Dan Glevenyak at Alabama (4) (4/11/14)

Scored 20 or more runs 20 vs. Wright State (2/29/20)
 Scored 25 or more runs 25 vs. Longwood (2/17/18)
 Scored 30 or more runs 33 vs. Alabama A&M (2/24/21)

Scored 5 runs in an Inning **5, vs. South Alabama (5th) (3/22/22)**
Scored 6 runs in an Inning **6, at #12 LSU (5th) (3/31/22)**
Scored 7 runs in an Inning **7, vs. South Alabama (4th) (3/22/22)**
 Scored 8 runs in an Inning 8, at UAB (5th) (3/19/19)
Scored 9 runs in an Inning **9, vs. Rhode Island (1st) (G1 - 3/5/22)**
 Scored 10+ runs in an Inning 14, vs. Alabama A&M (4th) (2/24/21)
 Recorded 10+ hits in an Inning 11, vs. Furman (5th) (2/12/00)
 Scored in every inning vs. Coppin State (3/18/14)

Recorded 15-19 hits **15, vs. South Alabama (3/22/22)**
 Recorded 20 or more hits 27, vs. Alabama A&M (2/24/21)

Hit 3 or more home runs in an inning 3, vs. Northeastern (6th) (G1 - 3/10/18)
Hit 3 or more home runs in a game **4, vs. Rhode Island (3/6/22)**
 Hit 5 or more home runs in a game 6, vs. Texas A&M (5/15/21)
 Hit 7 or more home runs in a game 7, vs. Mississippi State (5/8/10)
 Hit back-to-back home runs R. Woley & S. Williams vs. Samford (3rd) (4/20/21)
 Hit back-to-back-to-back home runs R. Bliss, T. Miller & R. Woley vs. Texas A&M (1st) (5/15/21)

Had 5 doubles **5, vs. Yale (2/25/22)**
 Had 6 doubles 6, vs. Jacksonville State (4/21/21)
 Had 7 doubles 7, vs. Chicago State (3/8/20)
 Had 8 doubles 8, vs. BYU (G1 - 3/3/18)
 Had 9+ doubles 11, vs. Alabama A&M (2/24/21)

Stole 5 bases in a game 5, vs. Bethune-Cookman (5/6/14)
 Stole 6 bases in a game 6, vs. #21 Tennessee (3/17/19)
 Stole 7 bases in a game 7, vs. Presbyterian (5/8/12)
 Stole 8 bases in a game 8, vs. Alcorn State (2/22/12)

Walked 10+ times **12, vs. #1 Ole Miss (3/18/22)**
 Did not strike out in a game vs. Belmont (3/11/12)

PITCHING SUPERLATIVES

INDIVIDUAL
 Nine-inning no-hitter Casey Mize vs. Northeastern (3/9/18)
 Nine-inning no-hitter (combined) Mike Mueller [2.0], Lee Carter [1.0], Brandon Channell [1.0], Reid Price [1.0], Andrew Skinner [1.0], Arnold Hughey [1.0], Ken Clayton [1.0], Cory Duettt [0.2], Sean Jones [0.1] vs. UAB (3/19/02)

Seven-inning no-hitter Jason Johnson vs. LaGrange College (4/30/91)

Nine-inning perfect game Eric Brandon vs. Murray State (3/2/02)
 Seven-inning perfect game Jason Johnson vs. LaGrange College (4/30/91)

Nine-inning one-hitter (individual) Keegan Thompson vs. Presbyterian (3/1/14)
 Nine-inning one-hitter (combined) Tanner Burns [7.0], Cody Greenhill [2.0] vs. Chicago State (3/6/20)

Five-inning one-hitter Kevin Davis [3.2], Jacob Milliman [1.1], vs. Radford (2/22/15)

Nine-inning two-hitter Tanner Burns [9.0] vs. Cincinnati (3/1/19)

Complete game Jack Owen vs. UTSA (3/9/19)
 Complete game shutout Jack Owen vs. UTSA (3/9/19)
 Consecutive complete games K. Thompson vs. Arkansas & LSU (4/4 & 4/11/15)

Struck out 10 batters 10 by Tanner Burns vs. Chicago State (3/6/20)
Struck out 11 batters **11 by Jordan Armstrong vs. Yale (2/25/22)**
 Struck out 12 batters 12 by Casey Mize at Kentucky (3/23/18)
 Struck out 13 batters 13 by Casey Mize vs. Texas A&M (3/16/18)
 Struck out 15 batters 15 by Tanner Burns vs. Cincinnati (3/1/19)

TEAM
Struck out 15+ batters **Jor. Armstrong [11], Joh. Armstrong [2], Allsup [2], Swilling [1], Bosse [3] vs. Yale (2/25/22)**
 Struck out 20+ batters Fuller [4], Watson [4], Anderson [3], Greenhill [4], Skipper [3], Wade [2] vs. #9 Arkansas (4/5/19)
 vs. Ga State, at Missouri (4/5-7/16)
 vs. #24 Missouri (5/21/21)
 vs. #13 Arkansas (5/25/17)

Struck out 15 batters consecutive games vs. Ga State, at Missouri (4/5-7/16)
Shut out an opponent **12-0 [7] vs. Rhode Island (G2 - 3/5/22)**
Consecutive shutouts **16-0 / 12-0 [7] vs. Rhode Island (3/5/22)**
 Three straight shutouts 2-0 vs. UT Martin / 6-0 vs. UTSA / 5-0 vs. UTSA (3/6-9/19)
 Shut out an SEC opponent 3-0 at Missouri (5/21/21)
 Shut out an SEC opponent on the road 3-0 at Missouri (5/21/21)
 Consecutive SEC shutouts 5-0 and 4-0 at Miss. State (3/27-28/15)
 Consecutive SEC shutouts on the road 5-0 and 4-0 at Miss. State (3/27-28/15)
Was shut out **3-0 vs. Oklahoma (2/18/22)**
 Was held to one hit vs. #24 Missouri (4/1/18)
 Was no hit vs. #13 Arkansas (5/25/17)

FIELDING SUPERLATIVES
2 errors in a game **Jake Wyandt vs. #1 Ole Miss (3/17/22)**
 3 errors in a game Luke Jarvis vs. Presbyterian (3/11/07)
 4 errors in a game Brett Burnham at Alabama (4/5/00)

3 double plays turned in a game **vs. Middle Tennessee (G2 - 3/13/22)**
 4 double plays turned in a game at #1 Arkansas (4/3/21)
 5 double plays turned in a game never

Triple play (Auburn) vs. Memphis (5/22/78)
 Triple play (Opponent) at Florida [4th] (3/15/08)

Threw a runner out at HP to end game Will Holland vs. Presbyterian (3/12/17)

MISC. SUPERLATIVES
 Won 10 or more consecutive games 15 (2/24-3/22/19)
 Won 15 or more consecutive games 15 (2/24-3/22/19)
 Won 8 or more consecutive SEC games 9 (4/1-21/95)
 Lost 5 or more consecutive games 5 (4/2-11/21)

Home winning streak 21 (1964-66)
 Road winning streak 14 (1967/1995)
 Season-opening winning streak 17 (2/7-3/5/97)

Extra-innings victory **6-5, at Texas A&M [10 inn] (3/25/22)**
Extra-innings loss **4-5, at Texas A&M [11 inn] (3/26/22)**

Swept a 3-game series vs. Presbyterian (2/19-21/21)
 Swept a road series at Alabama (4/20-21/18)
 Swept a road SEC series at Alabama (4/20-21/18)
 Swept a SEC series vs. #21 Tennessee (3/15-17/19)
Swept a 4-game series **Rhode Island (3/4-6/22)**
Swept a doubleheader **Rhode Island (3/5/22)**

Allowed 3 runs or fewer in a three-game series 2, vs. Chicago State (3/6-8/20)
Allowed 3 runs or fewer in a four-game series **3, vs. Rhode Island (3/4-6/22)**
 Allowed 3 runs or fewer in a SEC series 3 vs. Miss. State (3/27-29/15)
 Allowed 4 runs or fewer in a series 3 vs. UTSA (3/8-9/19)
 Allowed 4 runs or fewer in a SEC series 4, vs. Georgia (4/23-25/15)
 Allowed 3 runs or fewer in a road series 3 vs. Miss. State (3/27-29/15)
 Allowed 3 runs or fewer in a SEC road series 3 vs. Miss. State (3/27-29/15)

Overcome a deficit of 7+ runs 7 runs, [7-0, 12-8] vs. Florida A&M (2/22/17)

Won a 1-0 game vs. Mercer (5/30/15) [NCAA Regional]
 Lost a 1-0 game vs. Ohio State (2/15/14)

Walk-off win **vs. Yale [9 inn.] (G1 - 2/26/22)**
Walk-off loss **at Texas A&M [11 inn.] (3/26/22)**

SEASON HIGHS

AB: 6, vs. Alabama State (3/1)
R: 3, three times
H: 3, vs. MTSU (3/11)
2B: 2, vs. Rhode Island (3/5)
HR: 1, two times
RBI: 4, vs. MTSU (3/11)

CAREER HIGHS

6, three times
3, four times
4, two times
2, two times
1, four times
7, vs. AAUM (2/24/21)

27 • BOBBY PEIRCE OF

6-2 • 181 • R-JR • Scottsdale, Ariz. • S. Mountain

- Made his 1st start in RF Friday at LSU and went 2-for-4
Went 2-for-3 with a 3B, two RBI and the game-winning run vs. South Alabama (3/22)

CAREER STATISTICS

Table with 11 columns: YEAR, AVG, GP-GS, AB, R, H, 2B, 3B, HR, RBI, SB-A

SEASON HIGHS

AB: 4, two times
R: 1, three times
H: 2, two times
2B: 1, at UAB (4/5)
HR: --
RBI: 1, two times

CAREER HIGHS

5, 10 times
3, vs. Alabama A&M (2/24/21)
3, five times
1, 11 times
1, eight times
4, vs. Paradise Valley (2/26/19)

1 • BLAKE RAMBUSCH IF

5-9 • 175 • R-JR • Austin, Texas • Grayson

- Went on a 17-game hitting streak from 3/5-4/1
Has reached base in 85 of the last 86 games dating back to the final 13 games of 2019
Rated by D1 Baseball as the No. 9 third baseman

CAREER STATISTICS

Table with 11 columns: YEAR, AVG, GP-GS, AB, R, H, 2B, 3B, HR, RBI, SB-A

SEASON HIGHS

AB: 6, two times
R: 4, vs. Kansas State (2/20)
H: 4, vs. Ole Miss (3/18)
2B: 2, vs. Ole Miss (3/18)
HR: 1, two times
RBI: 4, vs. Ole Miss (3/18)

CAREER HIGHS

7, at McLennan (3/18/21)
4, four times
4, six times
3, vs. WK State (3/6/21)
1, nine times
4, three times

8 • BRYSON WARE OF

6-2 • 193 • JR • Madison, Miss. • Pearl River

- Is the first AU player with multiple 6+ RBI games in the same season since Tony Caldwell in 2011

CAREER STATISTICS

Table with 11 columns: YEAR, AVG, GP-GS, AB, R, H, 2B, 3B, HR, RBI, SB-A

SEASON HIGHS

AB: 5, three times
R: 3, vs. UAB (3/2)
H: 3, two times
2B: 2, vs. UAB (3/2)
HR: 1, vs. Troy (2/23)
RBI: 6, two times

CAREER HIGHS

5, seven times
6, vs. AAUM (2/24/21)
3, six times
2, vs. UAB (3/2/22)
1, 12 times
6, two times

50 • JAKE WYANDT C

5-11 • 185 • GR • Laurel, Md. • Presbyterian

- Has a hit in 7 of his 8 games with a plate appearance, hitting .391 during span

CAREER STATISTICS

Table with 11 columns: YEAR, AVG, GP-GS, AB, R, H, 2B, 3B, HR, RBI, SB-A

SEASON HIGHS

AB: 4, two times
R: 3, vs. UAB (3/2)
H: 2, two times
2B: 1, vs. Tennessee Tech (3/9)
HR: 1, vs. Rhode Island (3/6)
RBI: 4, vs. Rhode Island (3/6)

CAREER HIGHS

5, three times
3, vs. UAB (3/2/22)
3, at Auburn (2/20/21)
2, at EKU (2/27/21 - G2)
1, seven times
4, vs. Rhode Island (3/6/22)

PITCHER PROFILES

46 • CHASE ALLSUP RHP

6-1 • 220 • FR • Dothan, Ala. • Dothan

- Struck out the side in his AU debut vs. K-State (2/20)
Earned his first save in a season-high 2.1 IP at UAB (4/5)

CAREER STATISTICS

Table with 11 columns: YEAR, ERA, W-L, G/S, IP, H, R, ER, BB, K, BAA

SEASON HIGHS

IP: 2.1, at UAB (4/5)
H: 3, vs. MTSU (3/13)
R: 4, vs. Ole Miss (3/18)
ER: 2, vs. Ole Miss (3/18)
K: 3, three times
BB: 2, two times
PC: 49, vs. Ole Miss (3/18)

CAREER HIGHS

2.1, at UAB (4/5/22)
3, vs. MTSU (3/13/22)
4, vs. Ole Miss (3/18/22)
2, vs. Ole Miss (3/18/22)
3, three times
2, two times
49, vs. Ole Miss (3/18/22)

41 • J. ARMSTRONG RHP

5-11 • 200 • FR • Marietta, Ga. • Harrison

CAREER STATISTICS

Table with 11 columns: YEAR, ERA, W-L, G/S, IP, H, R, ER, BB, K, BAA

SEASON HIGHS

IP: 1.1, vs. Jax State (3/29)
H: 2, vs. Ole Miss (3/17)
R: 3, two times
ER: 2, vs. Ole Miss (3/17)
K: 2, two times
BB: 2, two times
PC: 19, vs. Ole Miss (3/18)

CAREER HIGHS

1.1, vs. Jax State (3/29/22)
2, vs. Ole Miss (3/17/22)
3, two times
2, vs. Ole Miss (3/17/22)
2, two times
2, two times
19, vs. Ole Miss (3/17/22)

52 • J. ARMSTRONG RHP

6-2 • 184 • SR • McDonough, Ga. • Chatt Valley

- Earned the win in 2.1 IP in relief at UAB (4/5)
Pitched 3.0 scoreless in relief and earned the win in the series opener at A&M (3/25)

CAREER STATISTICS

Table with 11 columns: YEAR, ERA, W-L, G/S, IP, H, R, ER, BB, K, BAA

SEASON HIGHS

IP: 5.1, vs. Yale (2/25)
H: 4, five times
R: 4, vs. MTSU (3/11)
ER: 4, vs. MTSU (3/11)
K: 11, vs. Yale (2/25)
BB: 2, two times
PC: 73, vs. Yale (2/25/25)

CAREER HIGHS

8.0, at Coastal Ala-Monroeville (5/8/21)
at Coastal Ala-Bay Minette (3/30/19)
6, three times
5, vs. Gordon State (2/2/19)
11, vs. Yale (2/25/22)
4, two times
73, vs. Yale (2/25/25)

18 • MATSON BARNETT RHP

6-0 • 218 • JR • Cartersville, Ga. • Cartersville

- Allowed one run on three hits in 4.0 IP at UAB (4/5)
Has turned in a 6.11 ERA in five starts compared to a 3.38 ERA in five relief appearances

CAREER STATISTICS

Table with 11 columns: YEAR, ERA, W-L, G/S, IP, H, R, ER, BB, K, BAA

SEASON HIGHS

IP: 5.0, vs. UAB (3/2)
H: 6, two times
R: 5, vs. Ole Miss (3/17)
ER: 5, vs. Ole Miss (3/17)
K: 8, vs. UAB (3/2)
BB: 3, at UAB (4/5)
PC: 88, vs. Tennessee Tech (3/9)

CAREER HIGHS

7.0, vs. Little Rock (3/13/21)
6, three times
6, at Ole Miss (3/20/21)
5, two times
9, vs. Little Rock (3/13/21)
5, at Arkansas (4/3/21)
91, vs. Little Rock (3/13/21)

34 • BEN BOSSE

RHP

6-1 • 194 • FR • Brenham, Texas • Brenham

- Struck out the side in his AU debut vs. Yale (2/25)
Has made just one appearance since Mar. 13

CAREER STATISTICS

Table with 11 columns: YEAR, ERA, W-L, G/S, IP, H, R, ER, BB, K, BAA

SEASON HIGHS

IP: 1.0, three times
H: 2, vs. S. Alabama (3/22)
R: 1, two times
ER: 1, two times
K: 3, vs. Yale (2/25)
BB: 1, two times
PC: 18, vs. Yale (2/25)

CAREER HIGHS

1.0, three times
2, vs. S. Alabama (3/22/22)
1, two times
1, two times
3, vs. Yale (2/25/22)
1, two times
18, vs. Yale (2/25/22)

21 • TRACE BRIGHT RHP

6-4 • 199 • JR • Montgomery, Ala. • Trinity

- Became the first pitcher to turn in three straight quality starts since Tanner Burns did it twice in 2019
Is the only pitcher to start all 7 weekends this season
Rated by D1 Baseball as the No. 95 starting pitcher

CAREER STATISTICS

Table with 11 columns: YEAR, ERA, W-L, G/S, IP, H, R, ER, BB, K, BAA

SEASON HIGHS

IP: 6.0, three times
H: 6, two times
R: 6, vs. Ole Miss (3/19)
ER: 3, three times
K: 8, vs. Rhode Island (3/5)
BB: 4, at LSU (4/1)
PC: 93, at LSU (4/1)

CAREER HIGHS

6.0, four times
6, three times
7, at Ole Miss (3/21/21)
7, at Ole Miss (3/21/21)
8, vs. Rhode Island (3/5/22)
4, at LSU (4/1/22)
93, at LSU (4/1/22)

40 • B. BURKHALTER RHP

6-0 • 204 • JR • Dothan, Ala. • Northview

- Leads the SEC and ranks 16th in NCAA with 6 saves
Matched career high with 2.2 IP in finale at LSU (4/2)
Earned a save or a win in 9 of his first 13 appearances
Named to the NCBWA Stopper of the Year watch list
Rated by D1 Baseball as the No. 27 relief pitcher

CAREER STATISTICS

Table with 11 columns: YEAR, ERA, W-L, G/S, IP, H, R, ER, BB, K, BAA

SEASON HIGHS

IP: 2.2, two times
H: 5, vs. Ole Miss (3/19)
R: 5, vs. Ole Miss (3/19)
ER: 5, vs. Ole Miss (3/19)
K: 4, two times
BB: 1, vs. S. Alabama (3/22)
PC: 50, vs. S. Alabama (3/22)

CAREER HIGHS

2.2, two times
5, vs. Ole Miss (3/19/22)
5, vs. Ole Miss (3/19/22)
5, vs. Ole Miss (3/19/22)
4, five times
2, four times
50, vs. S. Alabama (3/22/22)

23 • P. CARLSON RHP

6-1 • 170 • FR • Mobile, Ala. • Faith Academy

- Suffered the loss in relief vs. Jax State (3/29)
Earned his first career win and struck out four in 3.0 innings of relief vs. URI (3/6)

CAREER STATISTICS

Table with 11 columns: YEAR, ERA, W-L, G/S, IP, H, R, ER, BB, K, BAA

SEASON HIGHS

IP: 3.0, vs. Rhode Island (3/6)
H: 3, vs. MTSU (3/13)
R: 3, vs. MTSU (3/13)
ER: 3, vs. MTSU (3/13)
K: 4, vs. Rhode Island (3/6)
BB: 2, vs. Jax State (3/29)
PC: 40, vs. Rhode Island (3/6)

CAREER HIGHS

3.0, vs. Rhode Island (3/6/22)
3, vs. MTSU (3/13/22)
3, vs. MTSU (3/13/22)
3, vs. MTSU (3/13/22)
4, vs. Rhode Island (3/6/22)
2, vs. Jax State (3/29/22)
40, vs. Rhode Island (3/6/22)

SUPERLATIVES AND MISCELLANEOUS NOTES

STARTS BY POSITION

STARTING PITCHER

Trace Bright	7	2-5
Mason Barnett	5	4-1
Joseph Gonzalez	5	5-0
Jordan Armstrong	4	2-2
Hayden Mullins	3	3-0
Tommy Sheehan	3	2-1
Konner Copeland	1	1-0

CATCHER

Jake Wyandt	12	10-2
Ryan Dyal	10	5-5
Nate LaRue	7	5-2

FIRST BASE

Sonny DiChiara	24	17-7
Cam Hill	5	3-2

SECOND BASE

Cole Foster	23	17-6
Garrett Farquhar	5	3-2
Brooks Carlson	1	0-1

THIRD BASE

Blake Rambusch	26	18-8
Garrett Farquhar	3	2-1

SHORTSTOP

Brody Moore	28	19-9
Garrett Farquhar	1	1-0

LEFT FIELD

Ryan Dyal	11	8-3
Mike Bello	8	6-2
Brayton Brown	3	2-1
Josh Hall	3	2-1
Bryson Ware	3	2-1
Mason Land	1	0-1

CENTER FIELD

Kason Howell	29	20-9
--------------	----	------

RIGHT FIELD

Bryson Ware	17	13-4
Mike Bello	3	1-2
Blake Rambusch	3	2-1
Josh Hall	3	2-1
Bobby Peirce	3	2-1

DESIGNATED HITTER

Brooks Carlson	11	8-3
Cam Hill	10	6-4
Ryan Dyal	4	4-0
Nate LaRue	3	2-1
Sonny DiChiara	1	0-1

2022 AUBURN & OPPONENT HIGHS

TEAM BATTING

	AUBURN	OPPONENT
Runs in a game	19, vs. Ole Miss (3/18)	15, Ole Miss (3/19)
Runs in an inning	9, vs. Rhode Island [1st] (G2 - 3/5)	6, Ole Miss [6th] (3/17)
Most Hits in a game	17, UAB (3/2)	19, Ole Miss (3/19)
Fewest Hits in a game	3, two times	1, Rhode Island (G2 - 3/5)
Hits in an inning	7, vs. Rhode Island [1st] (G2 - 3/5)	5, three times
2B in a game	5, vs. Yale (2/25)	6, Ole Miss (3/19)
3B in a game	1, four times	1, Yale (G1 - 2/26)
HR in a game	4, vs. Rhode Island (3/6)	3, four times
SB in a game	2, six times	6, Yale (G1 - 2/26)
LOB in a game	17, vs. K-State (2/20)	13, Alabama State (3/1)
K in a game	17, vs. K-State (2/20)	19, Yale (2/25)
BB in a game	12, two times	9, Yale (G2 - 2/26)

TEAM PITCHING

	AUBURN	OPPONENT
K in a game	19, vs. Yale (2/25)	17, K-State (2/20)
BB in a game	9, vs. Yale (G2 - 2/26)	12, two times
Pitchers used	9, vs. S. Alabama (3/22)	10, UAB (3/2)
Total Quality Starts	5	1

TEAM FIELDING

	AUBURN	OPPONENT
Errors in a game	5, vs. Ole Miss (3/17)	5, Alabama State (3/1)
DP turned in a game	3, vs. MTSU (G2 - 3/13)	2, three times

IND. BATTING

	AUBURN	OPPONENT
Hits in a game	4, two times	3, 16 times
Runs in a game	4, three times	4, Gonzalez [OM] (3/19)
2B in a game	2, six times	2, seven times
3B in a game	1, four times	1, Swank [Yale] (G1 - 2/26)
HR in a game	1, 28 times	2, two times
RBI in a game	6, Ware, two times	4, Elko [OM] (3/19)
XBH in a game	3, Ware vs. UAB (3/2)	2, 13 times
SB in a game	2, Rambusch, two times	3, Swank [Yale] (G1 - 2/26)
BB in a game	3, five times	4, Sanders [MTSU] (G2 - 3/13)
HBP in a game	2, three times	2, two times
K in a game	4, Howell at TAMU (3/25)	4, three times
Hitting Streak	17, Rambusch (3/5-4/1)	3, 16 times
Consec. G w/HR	3, DiChiara vs. Troy/Yale (2/23-25)	2, two times

IND. PITCHING

	AUBURN	OPPONENT
K by a starter	11, Armstrong vs. Yale (2/25)	10, Dallas [TAMU] (3/26)
K by a reliever	5, four times	6, two times
BB by a starter	4, three times	5, Picone [URI] (G1 - 3/5)
BB by a reliever	2, 19 times	6, Capell [Yale] (G2 - 2/26)
IP by a starter	6.2, Gonzalez vs. URI (G1 - 3/5)	7.0, Dallas [TAMU] (3/26)
IP by a reliever	5.2, Skipper vs. MTSU (3/11)	4.1, Wigginton [MTSU] (G2 - 3/13)

MISCELLANEOUS

	AUBURN
Biggest comeback win	6, vs. S. Alabama (3/22)
Biggest blown lead loss	4, at Texas A&M (3/26)
Largest margin of victory	16, vs. Rhode Island (G1 - 3/5)
Largest margin of defeat	13, vs. Ole Miss (3/19)
Longest game, Time	4:09, vs. S. Alabama (3/22)
Longest game, Time (9 inn)	4:09, vs. S. Alabama (3/22)
Shortest game, Time (9 inn)	2:43, vs. Texas Tech (2/19)
Longest game, Innings	11, at Texas A&M (3/26)
Largest crowd, Home	4,096, two times
Largest crowd, Road	11,071, at LSU (4/2)
Largest crowd, Neutral	10,515, vs. Texas Tech (2/19)

STARTS BY ORDER

LEADOFF

Blake Rambusch	29	20-9
----------------	----	------

2ND SPOT

Kason Howell	23	15-8
Brody Moore	6	5-1

3RD SPOT

Sonny DiChiara	23	17-6
Ryan Dyal	4	2-2
Cam Hill	2	2-0

CLEANUP

Brooks Carlson	9	7-2
Ryan Dyal	9	7-2
Cam Hill	6	4-2
Brody Moore	3	2-1
Sonny DiChiara	2	0-2

5TH SPOT

Brody Moore	9	6-3
Bryson Ware	8	5-3
Cole Foster	3	3-0
Nate LaRue	3	2-1
Ryan Dyal	2	2-0
Kason Howell	2	2-0
Brooks Carlson	1	0-1
Cam Hill	1	0-1

6TH SPOT

Bryson Ware	7	5-2
Brody Moore	6	4-2
Mike Bello	5	3-2
Ryan Dyal	4	3-1
Cam Hill	2	1-1
Kason Howell	2	1-1
Brooks Carlson	1	1-0
Garrett Farquhar	1	1-0
Cole Foster	1	1-0

7TH SPOT

Cole Foster	5	4-1
Nate LaRue	5	3-2
Bryson Ware	5	5-0
Brody Moore	4	2-2
Cam Hill	3	2-1
Ryan Dyal	2	2-0
Mike Bello	1	1-0
Brayton Brown	1	0-1
Brooks Carlson	1	0-1
Garrett Farquhar	1	0-1
Kason Howell	1	1-0

8TH SPOT

Cole Foster	13	8-5
Ryan Dyal	4	2-2
Garrett Farquhar	4	3-1
Brayton Brown	2	2-0
Mike Bello	2	2-0
Cam Hill	1	0-1
Kason Howell	1	1-0
Nate LaRue	1	1-0
Bobby Peirce	1	1-0

9TH SPOT

Jake Wyandt	12	10-2
Josh Hall	6	4-2
Mike Bello	3	1-2
Garrett Farquhar	3	2-1
Bobby Peirce	2	1-1
Cole Foster	1	1-0
Mason Land	1	0-1
Nate LaRue	1	1-0

PITCHING NOTES

2022 BULLPEN BY NUMBERS

Total App.....	106
Saves/Opp.....	8/10
IR/IRS.....	71/30
BA Against.....	.239
ERA.....	4.22

SAVES/OPP

Chase Allsup.....	1/1
Blake Burkhalter.....	6/6
Parker Carlson.....	0/1
Hayden Mullins.....	0/1
Tommy Sheehan.....	1/1

INHERITED RUNNERS/SCORED

Chase Allsup.....	4/2
John Armstrong.....	16/9
Jordan Armstrong.....	1/1
Mason Barnett.....	3/3
Ben Bosse.....	4/0
Blake Burkhalter.....	11/1
Tyler Drabick.....	4/0
Brooks Fuller.....	3/1
Joseph Gonzalez.....	2/1
Cade Granzow.....	4/3
Chase Isbell.....	2/1
Nate LaRue.....	2/1
Tommy Sheehan.....	2/2
Carson Skipper.....	7/4
Carson Swilling.....	6/1

1ST BATTER FACED/RETIRED

Chase Allsup.....	9/4
John Armstrong.....	10/8
Jordan Armstrong.....	4/3
Mason Barnett.....	5/2
Ben Bosse.....	6/3
Blake Burkhalter.....	13/11
Parker Carlson.....	5/5
Tyler Drabick.....	6/3
Brooks Fuller.....	3/1
Joseph Gonzalez.....	1/1
Cade Granzow.....	5/4
Chase Isbell.....	4/2
Nate LaRue.....	5/1
Hayden Mullins.....	3/1
Tommy Sheehan.....	3/1
Carson Skipper.....	9/8
Carson Swilling.....	9/6
Garrett Wade.....	4/2

RELIEF ERA

Konner Copeland.....	0.00
Joseph Gonzalez.....	0.00
Cam Hill.....	0.00
Cade Granzow.....	1.69
Nate LaRue.....	1.69
Chase Allsup.....	2.38
Jordan Armstrong.....	2.53
John Armstrong.....	3.00
Carson Skipper.....	3.24
Mason Barnett.....	3.38
Carson Swilling.....	3.60
Blake Burkhalter.....	3.80
Ben Bosse.....	4.50
Tyler Drabick.....	4.50
Tommy Sheehan.....	4.82
Hayden Mullins.....	8.31
Parker Carlson.....	8.59
Garrett Wade.....	10.80
Chase Isbell.....	12.46
Brooks Fuller.....	40.50

2022 Auburn Baseball
Team Game-by-Game for Auburn (as of Apr 06, 2022)
Pitching (All games)

Date	Opponent	ip	h	r	er	bb	so	2b	3b	hr	wp	bk	hbp	dp	ibb	score	w-l	sv	era
Feb 18	vs Oklahoma	8.0	4	3	3	5	7	1	0	1	1	0	3	2	0	0-3	0-1	0	3.38
Feb 19	vs Texas Tech	9.0	3	1	1	7	8	0	0	0	1	0	1	1	0	2-1	1-1	1	2.12
Feb 20	vs Kansas State	9.0	3	1	0	3	10	0	0	0	0	0	0	1	0	12-1	2-1	1	1.38
Feb 23	TROY	9.0	5	1	1	4	7	0	0	0	1	0	0	0	0	13-1	3-1	1	1.29
Feb 25	YALE	9.0	4	0	0	3	19	0	0	0	2	0	1	1	0	9-0	4-1	1	1.02
Feb 26	YALE	9.0	9	3	3	3	8	2	1	0	1	0	0	0	0	4-3	5-1	1	1.36
Feb 26	YALE	10.0	8	5	5	9	12	2	0	1	4	0	0	0	0	4-5	5-2	1	1.86
Mar 01	ALABAMA STATE	9.0	13	7	6	8	12	3	0	0	3	0	1	1	0	13-7	6-2	1	2.38
Mar 02	UAB	9.0	3	1	1	2	11	1	0	0	0	0	1	1	0	16-1	7-2	1	2.22
Mar 04	RHODE ISLAND	9.0	8	2	2	2	11	2	0	1	0	0	0	0	0	7-2	8-2	2	2.20
Mar 05	RHODE ISLAND	9.0	5	0	0	2	11	0	0	0	0	0	2	1	0	16-0	9-2	2	2.00
Mar 05	RHODE ISLAND	7.0	1	0	0	0	10	0	0	0	1	0	0	1	0	12-0	10-2	2	1.87
Mar 06	RHODE ISLAND	9.0	3	1	1	4	14	0	0	1	0	0	1	0	0	14-1	11-2	3	1.80
Mar 09	vs Tennessee Tech	9.0	10	3	2	3	14	3	0	0	1	0	1	0	0	4-3	12-2	3	1.81
Mar 11	MIDDLE TENNESS	9.0	10	10	6	3	8	3	0	1	1	0	1	0	0	8-10	12-3	3	2.10
Mar 13	MIDDLE TENNESS	9.0	12	7	6	4	8	2	0	3	1	0	1	2	0	10-7	13-3	4	2.35
Mar 13	MIDDLE TENNESS	8.0	8	4	4	5	4	3	0	0	2	0	0	3	0	3-4	13-4	4	2.46
*Mar 17	OLE MISS	9.0	14	13	6	5	13	3	0	3	4	0	1	1	0	6-13	13-5	4	2.66
*Mar 18	OLE MISS	9.0	6	5	3	8	7	1	0	1	2	0	1	0	0	19-5	14-5	4	2.68
*Mar 19	OLE MISS	9.0	19	15	12	2	12	6	0	3	0	1	1	1	0	2-15	14-6	4	3.15
Mar 22	vs South Alabama	9.0	15	12	11	6	9	5	0	0	3	0	3	1	0	13-12	15-6	4	3.53
*Mar 25	at Texas AM	10.0	11	5	5	2	12	2	0	1	2	0	3	1	0	6-5	16-6	5	3.58
*Mar 26	at Texas AM	10.2	11	5	5	3	14	4	0	1	1	0	0	0	0	4-5	16-7	5	3.61
*Mar 27	at Texas AM	9.0	8	9	8	7	9	1	0	1	1	0	1	2	0	13-9	17-7	5	3.80
Mar 29	JACKSONVILLE ST	9.0	6	5	3	4	6	4	0	0	2	0	1	0	0	2-5	17-8	5	3.77
*Mar 31	at LSU	9.0	9	5	5	3	12	1	0	3	0	0	2	1	0	6-5	18-8	6	3.81
*Apr 01	at LSU	8.0	12	9	9	7	8	3	0	1	3	0	0	2	1	2-9	18-9	6	4.02
*Apr 02	at LSU	9.0	11	4	4	2	5	1	0	1	0	0	2	1	0	6-4	19-9	7	4.02
Apr 05	at UAB	9.0	9	4	4	5	11	0	0	2	0	0	1	0	0	6-4	20-9	8	4.02
Totals		259.2	240	140	116	121	292	53	1	25	37	1	29	24	1	232-140	20-9	8	4.02

AUBURN STARTING PITCHER BREAKDOWN

Starter	GS	Quality Starts	Run Support	RS/Start	Auburn Record
Bright	7	3	31	4.4	2-5
Barnett	5	0	18	3.6	4-1
Gonzalez	5	2	24	4.8	5-0
Armstrong	4	0	9	2.3	2-2
Mullins	4	0	13	3.3	4-0
Sheehan	3	0	7	2.3	2-1
Copeland	1	0	7	7.0	1-0

Auburn Overall Rankings

Category	Rank	No.
ERA	4.02	6th
Opp BA	.246	9th
Hits Allowed	240	T-8th
Walks	121	11th
Strikeouts	292	8th

Auburn SEC-Only Rankings

Category	Rank	No.
ERA	6.21	9th
Opp BA	.302	14th
Hits Allowed	101	14th
Walks	39	7th
Strikeouts	92	4th

AUBURN PITCHING BREAKDOWN

	W-L	ERA	IP	H	R	ER	BB	K	HR	AVG	W-L	ERA	IP	H	R	ER	BB	K	HR	AVG	
STARTERS	8-4	3.75	110.1	107	52	46	53	120	6	.120	HOME	11-6	3.52	151.0	134	79	59	68	173	14	.236
RELIEVERS	12-5	4.22	149.1	133	88	70	68	172	19	.239	ROAD	5-2	5.57	64.2	71	41	40	29	71	10	.283
TOTALS	20-9	4.02	259.2	240	140	116	121	292	25	.246	NEUT.	4-1	3.48	44.0	35	20	17	24	48	1	.226

AUBURN 2022 GAME-BY-GAME STARTING LINEUPS

DATE	OPP	1	2	3	4	5	6	7	8	9	SP
2/18	vs. Oklahoma	Rambusch	Howell	Dyal	DiChiara	Moore	Ware	Hill	Foster	Farquhar	Sheehan
2/19	vs. Texas Tech	Rambusch	Moore	DiChiara	Dyal	Howell	Ware	Foster	Farquhar	Wyandt	Gonzalez
2/20	vs. Kansas State	Rambusch	Moore	DiChiara	Dyal	LaRue	Howell	Foster	Brown	Hall	Bright
2/23	Troy	Rambusch	Howell	DiChiara	Dyal	Moore	Ware	Foster	Brown	Wyandt	Sheehan
2/25	Yale	Rambusch	Moore	DiChiara	Dyal	LaRue	Ware	Foster	Howell	Hall	Armstrong
2/26	Yale - G1	Rambusch	Moore	DiChiara	Dyal	Ware	Foster	Howell	Farquhar	Wyandt	Gonzalez
2/26	Yale - G2	Rambusch	Moore	DiChiara	Dyal	LaRue	Howell	Brown	Foster	Hall	Bright
3/1	Alabama State	Rambusch	Moore	DiChiara	Dyal	Howell	Ware	Hill	Foster	Wyandt	Copeland
3/2	UAB	Rambusch	Howell	DiChiara	Hill	Foster	Farquhar	Ware	Dyal	Wyandt	Barnett
3/4	Rhode Island	Rambusch	Howell	DiChiara	Hill	Moore	Ware	Dyal	Foster	Hall	Armstrong
3/5	Rhode Island - G1	Rambusch	Howell	DiChiara	Carlson	Ware	Dyal	Moore	Foster	Wyandt	Gonzalez
3/5	Rhode Island - G2	Rambusch	Howell	DiChiara	Hill	Ware	Moore	Dyal	Foster	Wyandt	Bright
3/6	Rhode Island	Rambusch	Howell	Hill	Carlson	Moore	Dyal	Ware	Foster	Wyandt	Mullins
3/8	vs. Tennessee Tech	Rambusch	Howell	Hill	Carlson	Moore	Dyal	Ware	Foster	Wyandt	Barnett
3/11	Middle Tennessee	Rambusch	Howell	Dyal	Carlson	Ware	Hill	Moore	Foster	Hall	Armstrong
3/13	Middle Tennessee - G1	Rambusch	Howell	Dyal	Carlson	Ware	Hill	Moore	Foster	Wyandt	Gonzalez
3/13	Middle Tennessee - G2	Rambusch	Howell	Dyal	DiChiara	Ware	Moore	Farquhar	Hill	Wyandt	Bright
3/17	Ole Miss*	Rambusch	Howell	DiChiara	Carlson	Hill	Ware	Moore	Dyal	Wyandt	Barnett
3/18	Ole Miss*	Rambusch	Howell	DiChiara	Dyal	Ware	Moore	Hill	Farquhar	Bello	Mullins
3/19	Ole Miss*	Rambusch	Howell	DiChiara	Dyal	Ware	Moore	Carlson	Farquhar	Bello	Bright
3/22	vs. South Alabama	Rambusch	Howell	DiChiara	Carlson	Dyal	Moore	Ware	Bello	Farquhar	Barnett
3/25	at Texas A&M*	Rambusch	Howell	DiChiara	Carlson	Dyal	Moore	LaRue	Bello	Farquhar	Mullins
3/26	at Texas A&M*	Rambusch	Howell	DiChiara	Hill	Moore	Dyal	LaRue	Foster	Bello	Bright
3/27	at Texas A&M*	Rambusch	Howell	DiChiara	Carlson	Moore	Bello	Ware	LaRue	Foster	Sheehan
3/29	Jacksonville State	Rambusch	Howell	DiChiara	Hill	Moore	Bello	Foster	Dyal	Land	Armstrong
3/31	at LSU*	Rambusch	Howell	DiChiara	Hill	Moore	Bello	LaRue	Foster	Hall	Mullins
4/1	at LSU*	Rambusch	Howell	DiChiara	Moore	Carlson	Bello	LaRue	Foster	Peirce	Bright
4/2	at LSU*	Rambusch	Howell	DiChiara	Moore	Foster	Bello	LaRue	Dyal	Peirce	Gonzalez
4/5	at UAB	Rambusch	Howell	DiChiara	Moore	Foster	Carlson	Bello	Peirce	LaRue	Barnett
4/8	Vanderbilt*										
4/9	Vanderbilt*										
4/10	Vanderbilt*										
4/12	Samford										
4/14	at Mississippi State*										
4/15	at Mississippi State*										
4/16	at Mississippi State*										
4/19	Alabama State										
4/20	Kennesaw State										
4/22	South Carolina*										
4/23	South Carolina*										
4/24	South Carolina*										
4/26	at Jacksonville State										
4/29	at Tennessee*										
4/30	at Tennessee*										
5/1	at Tennessee*										
5/6	Arkansas*										
5/7	Arkansas*										
5/8	Arkansas*										
5/10	at Troy										
5/13	Alabama*										
5/14	Alabama*										
5/15	Alabama*										
5/17	at Samford										
5/19	at Kentucky*										
5/20	at Kentucky*										
5/21	at Kentucky*										

* - SEC Game

AUBURN 2021 GAME-BY-GAME STARTERS

DATE	OPP	SP	C	1B	2B	3B	SS	LF	CF	RF	DH
2/18	vs. Oklahoma	Sheehan	Dyal	DiChiara	Foster	Farquhar	Moore	Ware	Howell	Rambusch	Hill
2/19	vs. Texas Tech	Gonzalez	Wyandt	DiChiara	Foster	Farquhar	Moore	Ware	Howell	Rambusch	Dyal
2/20	vs. Kansas State	Bright	Dyal	DiChiara	Foster	Rambusch	Moore	Brown	Howell	Hall	LaRue
2/23	Troy	Sheehan	Wyandt	DiChiara	Foster	Rambusch	Moore	Brown	Howell	Ware	Dyal
2/25	Yale	Armstrong	Dyal	DiChiara	Foster	Rambusch	Moore	Hall	Howell	Ware	LaRue
2/26	Yale - G1	Gonzalez	Wyandt	DiChiara	Foster	Farquhar	Moore	Ware	Howell	Rambusch	Dyal
2/26	Yale - G2	Bright	Dyal	DiChiara	Foster	Rambusch	Moore	Brown	Howell	Hall	LaRue
3/1	Alabama State	Copeland	Wyandt	DiChiara	Foster	Rambusch	Moore	Dyal	Howell	Ware	Hill
3/2	UAB	Barnett	Wyandt	DiChiara	Foster	Rambusch	Farquhar	Dyal	Howell	Ware	Hill
3/4	Rhode Island	Armstrong	Dyal	DiChiara	Foster	Rambusch	Moore	Hall	Howell	Ware	Hill
3/5	Rhode Island - G1	Gonzalez	Wyandt	DiChiara	Foster	Rambusch	Moore	Dyal	Howell	Ware	Carlson
3/5	Rhode Island - G2	Bright	Wyandt	DiChiara	Foster	Rambusch	Moore	Dyal	Howell	Ware	Hill
3/6	Rhode Island	Mullins	Wyandt	Hill	Foster	Rambusch	Moore	Dyal	Howell	Ware	Carlson
3/8	vs. Tennessee Tech	Barnett	Wyandt	Hill	Foster	Rambusch	Moore	Dyal	Howell	Ware	Carlson
3/11	Middle Tennessee	Armstrong	Dyal	Hill	Foster	Rambusch	Moore	Hall	Howell	Ware	Carlson
3/13	Middle Tennessee - G1	Gonzalez	Wyandt	Hill	Foster	Rambusch	Moore	Dyal	Howell	Ware	Carlson
3/13	Middle Tennessee - G2	Bright	Wyandt	Hill	Farquhar	Rambusch	Moore	Dyal	Howell	Ware	DiChiara
3/17	Ole Miss*	Barnett	Wyandt	DiChiara	Carlson	Rambusch	Moore	Dyal	Howell	Ware	Hill
3/18	Ole Miss*	Mullins	Dyal	DiChiara	Farquhar	Rambusch	Moore	Bello	Howell	Ware	Hill
3/19	Ole Miss*	Bright	Dyal	DiChiara	Farquhar	Rambusch	Moore	Bello	Howell	Ware	Carlson
3/22	vs. South Alabama	Barnett	Dyal	DiChiara	Farquhar	Rambusch	Moore	Bello	Howell	Ware	Carlson
3/25	at Texas A&M*	Mullins	LaRue	DiChiara	Farquhar	Rambusch	Moore	Dyal	Howell	Bello	Carlson
3/26	at Texas A&M*	Bright	LaRue	DiChiara	Foster	Rambusch	Moore	Dyal	Howell	Bello	Hill
3/27	at Texas A&M*	Sheehan	LaRue	DiChiara	Foster	Rambusch	Moore	Bello	Howell	Ware	Carlson
3/29	Jacksonville State	Armstrong	Dyal	DiChiara	Foster	Rambusch	Moore	Land	Howell	Bello	Hill
3/31	at LSU*	Mullins	LaRue	DiChiara	Foster	Rambusch	Moore	Bello	Howell	Hall	Hill
4/1	at LSU*	Bright	LaRue	DiChiara	Foster	Rambusch	Moore	Bello	Howell	Peirce	Carlson
4/2	at LSU*	Gonzalez	LaRue	DiChiara	Foster	Rambusch	Moore	Bello	Howell	Peirce	Dyal
4/5	at UAB	Barnett	LaRue	DiChiara	Foster	Rambusch	Moore	Bello	Howell	Peirce	Carlson
4/8	Vanderbilt*										
4/9	Vanderbilt*										
4/10	Vanderbilt*										
4/12	Samford										
4/14	at Mississippi State*										
4/15	at Mississippi State*										
4/16	at Mississippi State*										
4/19	Alabama State										
4/20	Kennesaw State										
4/22	South Carolina*										
4/23	South Carolina*										
4/24	South Carolina*										
4/26	at Jacksonville State										
4/29	at Tennessee*										
4/30	at Tennessee*										
5/1	at Tennessee*										
5/6	Arkansas*										
5/7	Arkansas*										
5/8	Arkansas*										
5/10	at Troy										
5/13	Alabama*										
5/14	Alabama*										
5/15	Alabama*										
5/17	at Samford										
5/19	at Kentucky*										
5/20	at Kentucky*										
5/21	at Kentucky*										

* - SEC Game

OVERALL STATS



2022 Auburn Baseball
Overall Statistics for Auburn (as of Apr 05, 2022)
(All games Sorted by Batting avg)



Record: 20-9 Home: 11-6 Away: 5-2 Neutral: 4-1 SEC: 5-4

Player	avg	gp-gs	ab	r	h	2b	3b	hr	rbi	tb	slg%	bb	hp	so	gdp	ob%	sf	sh	sb-att	po	a	e	fld%	
17 DiChiara, Sonny	.457	25-25	81	25	37	12	0	8	26	73	.901	28	6	13	0	.607	2	0	0-0	162	12	2	.989	
1 Rambusch, Blake	.383	29-29	120	27	46	7	1	2	22	61	.508	12	7	18	0	.455	4	2	8-12	19	51	3	.959	
5 Howell, Kason	.328	29-29	116	24	38	11	1	2	24	57	.491	12	5	22	1	.404	3	1	5-6	72	1	1	.986	
19 Carlson, Brooks	.296	17-12	54	16	16	2	0	1	8	21	.389	8	1	15	1	.397	0	0	0-0	1	0	1	.500	
16 Hill, Cam	.281	20-15	57	10	16	4	0	0	12	20	.351	8	0	18	0	.364	1	0	0-1	31	1	0	1.000	
4 Moore, Brody	.278	28-28	108	24	30	5	0	2	14	41	.380	15	2	19	1	.370	2	1	2-2	27	61	2	.978	
7 Foster, Cole	.275	23-23	80	14	22	3	0	3	21	34	.425	13	4	21	1	.402	0	0	0-1	39	60	3	.971	
8 Ware, Bryson	.253	27-20	75	19	19	8	1	1	18	32	.427	9	2	26	1	.345	1	0	3-3	37	2	0	1.000	
6 Dyal, Ryan	.247	25-25	81	21	20	4	0	4	26	36	.444	13	7	26	2	.388	2	1	0-0	104	4	2	.982	

27 Peirce, Bobby	.333	13-3	21	3	7	1	1	0	2	10	.476	0	1	5	0	.364	0	0	0-0	6	0	1	.857	
31 Bello, Mike	.295	19-11	44	12	13	3	0	1	7	19	.432	9	1	9	0	.426	0	1	1-1	20	0	1	.952	
2 Hall, Josh	.269	18-6	26	5	7	1	0	0	2	8	.308	5	0	10	0	.387	0	0	1-1	7	0	0	1.000	
11 Farquhar, Garrett	.250	20-9	36	12	9	1	0	2	8	16	.444	4	2	2	1	.357	0	0	0-0	16	23	0	1.000	
50 Wyandt, Jake	.250	17-12	36	7	9	1	0	1	12	13	.361	4	1	14	0	.333	1	1	1-1	108	11	3	.975	
37 Land, Mason	.214	14-1	14	2	3	0	0	0	1	3	.214	3	1	2	0	.389	0	1	0-0	4	3	0	1.000	
28 LaRue, Nate	.209	17-10	43	8	9	2	0	1	10	14	.326	4	2	19	0	.288	3	0	1-1	89	6	1	.990	
Brown, B.	.167	6-3	12	2	2	0	0	0	3	2	.167	2	2	7	0	.375	0	1	0-0	5	0	0	1.000	
51 Burk, Luke	.143	9-0	7	1	1	0	0	0	0	1	.143	0	0	6	0	.143	0	0	0-0	18	0	0	1.000	
72 Moss, Brody	.000	3-0	2	0	0	0	0	0	1	0	.000	0	0	1	0	.000	1	0	0-0	0	1	0	1.000	
13 Schorr, Ben	.000	1-0	0	0	0	0	0	0	0	0	.000	0	0	0	0	.000	0	0	0-0	1	0	0	1.000	
Totals	.300	29	1013	232	304	65	4	28	217	461	.455	149	44	253	8	.405	20	9	22-29	779	264	23	.978	
Opponents	.246	29	974	140	240	53	1	25	124	370	.380	121	29	292	17	.344	11	6	18-27	744	235	26	.974	

LOB - Team (260), Opp (224). DPs turned - Team (24), Opp (12). CI - Team (2), Dyal, R. 1, LaRue, N. 1, Opp (1). IBB - Team (10), DiChiara, S. 6, Dyal, R. 2, Hill, C. 1, Rambusch, B. 1, Opp (1).

(All games Sorted by Earned run avg)

Player	era	w-l	app	gs	cg	sho	sv	ip	h	r	er	bb	so	2b	3b	hr	b/avg	wp	hp	bk	sfa	sha		
45 Gonzalez, Joseph	2.31	3-0	6	5	0	0/1	0	23.1	24	6	6	7	16	2	1	0	.279	1	3	0	1	2		
21 Bright, Trace	2.70	2-2	7	7	0	0/1	0	36.2	27	15	11	16	40	8	0	1	.203	4	0	0	0	0		
29 Skipper, Carson	3.24	2-0	9	0	0	0/0	0	25.0	24	14	9	6	23	7	0	4	.247	2	2	0	1	0		
40 Burkhalter, Blake	3.80	3-0	13	0	0	0/0	6	21.1	14	10	9	1	29	2	0	4	.179	0	3	0	1	0		
52 Armstrong, Jordan	3.97	3-1	8	4	0	0/1	0	22.2	27	10	10	7	32	8	0	2	.293	3	4	1	0	0		
18 Barnett, Mason	5.26	1-1	10	5	0	0/0	0	25.2	27	16	15	13	31	7	0	3	.273	3	2	0	2	0		

54 Copeland, Konner	0.00	0-0	2	1	0	0/0	0	2.2	5	1	0	2	1	0	0	0	.455	0	0	0	0	0		
16 Hill, Cam	0.00	0-0	1	0	0	0/1	0	1.0	0	0	0	0	1	0	0	0	.000	0	1	0	0	0		
9 Granzow, Cade	1.69	0-0	5	0	0	0/1	0	5.1	5	1	1	1	4	0	0	0	.278	2	1	0	1	0		
28 LaRue, Nate	1.69	0-0	5	0	0	0/0	0	5.1	7	1	1	3	4	0	0	1	.318	1	0	0	0	0		
46 Allsup, Chase	2.38	1-0	9	0	0	0/1	1	11.1	9	7	3	8	17	2	0	2	.209	2	3	0	2	0		
41 Armstrong, John	3.00	0-0	10	0	0	0/1	0	6.0	6	6	2	6	8	1	0	0	.273	3	0	0	1	1		
32 Swilling, Carson	3.60	0-2	9	0	0	0/1	0	15.0	11	6	6	9	18	2	0	1	.212	2	0	0	0	0		
20 Mullins, Hayden	3.72	2-1	7	4	0	0/0	0	19.1	14	8	8	11	23	3	0	3	.209	2	6	0	1	1		
57 Drabick, Tyler	4.50	1-0	6	0	0	0/1	0	6.0	4	5	3	5	10	1	0	0	.190	2	2	0	0	2		
34 Bosse, Ben	4.50	0-0	6	0	0	0/2	0	4.0	2	2	2	2	5	0	0	0	.154	3	1	0	0	0		
47 Sheehan, Tommy	6.91	1-0	6	3	0	0/0	1	14.1	14	11	11	11	11	3	0	1	.264	2	1	0	1	0		
23 Carlson, Parker	8.59	1-1	5	0	0	0/0	0	7.1	8	7	7	3	10	1	0	3	.267	2	0	0	0	0		
22 Wade, Garrett	10.80	0-0	4	0	0	0/0	0	1.2	0	2	2	3	3	0	0	0	.000	1	0	0	0	0		
43 Isbell, Chase	12.46	0-1	4	0	0	0/0	0	4.1	6	6	6	3	4	3	0	0	.316	2	0	0	0	0		
14 Fuller, Brooks	40.50	0-0	3	0	0	0/0	0	1.1	6	6	6	4	2	3	0	0	.600	0	0	0	0	0		
Totals	4.02	20-9	29	29	0	3/3	8	259.2	240	140	116	121	292	53	1	25	.246	37	29	1	11	6		
Opponents	7.29	9-20	29	29	0	1/1	2	248.0	304	232	201	149	253	65	4	28	.300	41	44	5	20	9		

PB - Team (5), Wyandt, J. 2, Dyal, R. 2, LaRue, N. 1, Opp (11). Pickoffs - Team (4), Wyandt, J. 2, Mullins, H. 1, Allsup, C. 1. SBA/ATT - Wyandt, J. (7-11), Dyal, R. (10-11), Bright, T. (4-5), Barnett, M. (3-4), Skipper, C. (3-4), Armstrong (2-4), LaRue, N. (1-4), Gonzalez, J. (2-2), Mullins, H. (0-2), Carlson, P. (1-1), Copeland, K. (0-1), Swilling, C. (0-1), Granzow, C. (1-1), Armstrong, J (1-1), Sheehan, T. (1-1).

SEC STATS



2022 Auburn Baseball
Conference statistics for Auburn (as of Apr 02, 2022)
(SEC games only Sorted by Batting avg)



Record: 5-4 Home: 1-2 Away: 4-2 SEC: 5-4

Player	avg	gp-gs	ab	r	h	2b	3b	hr	rbi	tb	slg%	bb	hp	so	gdp	ob%	sf	sh	sb-att	po	a	e	fld%	
17 DiChiara, Sonny	.433	9-9	30	7	13	2	0	3	11	24	.800	14	1	8	0	.609	1	0	0-0	61	7	2	.971	
1 Rambusch, Blake	.415	9-9	41	6	17	6	0	0	9	23	.561	4	1	9	0	.468	1	1	2-2	6	19	2	.926	
7 Foster, Cole	.381	5-5	21	6	8	1	0	2	3	15	.714	2	1	6	0	.458	0	0	0-0	11	17	1	.966	
31 Bello, Mike	.333	8-8	30	11	10	2	0	1	4	15	.500	5	1	6	0	.444	0	1	1-1	10	0	1	.909	
19 Carlson, Brooks	.292	7-5	24	5	7	1	0	0	3	8	.333	4	0	5	1	.393	0	0	0-0	1	0	1	.500	
5 Howell, Kason	.289	9-9	45	7	13	3	0	1	7	19	.422	3	0	10	1	.333	0	0	2-3	26	1	0	1.000	
4 Moore, Brody	.250	9-9	40	5	10	1	0	1	5	14	.350	3	1	7	0	.311	1	0	1-1	9	21	1	.968	
6 Dyal, Ryan	.190	6-6	21	3	4	0	0	1	4	7	.333	4	0	8	1	.320	0	1	0-0	22	1	0	1.000	
28 LaRue, Nate	.167	7-6	24	4	4	2	0	1	5	9	.375	2	2	9	0	.286	0	0	0-0	60	5	1	.985	
16 Hill, Cam	.167	6-4	18	2	3	1	0	0	3	4	.222	1	0	8	0	.211	0	0	0-0	0	0	0	.000	
8 Ware, Bryson	.125	7-4	16	2	2	2	0	0	2	4	.250	2	0	9	1	.222	0	0	0-0	10	1	0	1.000	

27 Peirce, Bobby	.333	5-2	9	1	3	0	0	0	0	3	.333	0	0	2	0	.333	0	0	0-0	1	0	1	.500	
2 Hall, Josh	.333	5-1	6	2	2	0	0	0	2	2	.333	2	0	2	0	.500	0	0	0-0	4	0	0	1.000	
37 Land, Mason	.143	6-0	7	1	1	0	0	0	1	1	.143	0	1	2	0	.250	0	1	0-0	3	0	0	1.000	
11 Farquhar, Garrett	.125	4-3	8	2	1	0	0	0	2	1	.125	1	1	1	0	.300	0	0	0-0	7	7	0	1.000	
50 Wyandt, Jake	.000	3-1	1	0	0	0	0	0	0	0	.000	0	0	1	0	.000	0	1	0-0	9	4	2	.867	
51 Burk, Luke	.000	1-0	0	0	0	0	0	0	0	0	.000	0	0	0	0	.000	0	0	0-0	1	0	0	1.000	
Totals	.287	9	341	64	98	21	0	10	61	149	.437	47	9	93	4	.385	3	5	6-7	248	89	14	.960	
Opponents	.302	9	334	70	101	22	0	15	61	168	.503	39	11	92	9	.387	6	0	4-12	249	67	8	.975	

LOB - Team (92), Opp (73). DPs turned - Team (9), Opp (4). CI - Team (1), LaRue, N. 1. IBB - Team (4), DiChiara, S. 2, Rambusch, B. 1, Dyal, R. 1, Opp (1).

(SEC games only Sorted by Earned run avg)

Player	era	w-l	app	gs	cg	sho	sv	ip	h	r	er	bb	so	2b	3b	hr	b/avg	wp	hp	bk	sfa	sha		
32 Swilling, Carson	2.25	0-0	3	0	0	0/0	0	8.0	7	2	2	2	9	0	0	1	.250	0	0	0	0	0		
20 Mullins, Hayden	3.00	1-0	3	3	0	0/0	0	12.0	9	4	4	6	15	2	0	2	.214	2	4	0	1	0		
21 Bright, Trace	5.27	0-2	3	3	0	0/0	0	13.2	15	11	8	8	17	6	0	1	.263	1	0	0	0	0		
29 Skipper, Carson	5.56	1-0	5	0	0	0/0	0	11.1	14	11	7	3	10	3	0	3	.298	2	2	0	0	0		
18 Barnett, Mason	9.00	0-1	3	1	0	0/0	0	8.0	11	8	8	5	12	3	0	3	.333	3	0	0	1	0		
40 Burkhalter, Blake	10.29	0-0	5	0	0	0/0	3	7.0	10	8	8	0	11	1	0	4	.333	0	1	0	1	0		

28 LaRue, Nate	0.00	0-0	1	0	0	0/0	0	1.2	1	0	0	1	0	0	0	0	.167	1	0	0	0	0		
57 Drabick, Tyler	0.00	0-0	1	0	0	0/0	0	1.0	1	0	0	1	2	0	0	0	.250	0	0	0	0	0		
52 Armstrong, Jordan	2.08	1-0	2	0	0	0/0	0	4.1	7	1	1	0	7	2	0	0	.389	1	0	1	0	0		
45 Gonzalez, Joseph	4.50	1-0	1	1	0	0/0	0	6.0	9	3	3	2	1	1	0	0	.333	0	1	0	0	0		
46 Allsup, Chase	6.75	1-0	3	0	0	0/0	0	2.2	2	5	2	3	2	0	0	1	.200	0	2	0	2	0		
43 Isbell, Chase	18.00	0-1	2	0	0	0/0	0	3.0	5	6	6	2	3	2	0	0	.357	2	0	0	0	0		
47 Sheehan, Tommy	19.64	0-0	2	1	0	0/0	0	3.2	8	8	8	4	3	2	0	0	.500	0	1	0	1	0		
41 Armstrong, John	99.00	0-0	1	0	0	0/0	0	0.0	2	3	2	2	0	0	0	0	1.000	1	0	0	0	0		
Totals	6.21	5-4	9	9	0	0/0	3	82.2	101	70	57	39	92	22	0	15	.302	13	11	1	6	0		
Opponents	6.61	4-5	9	9	0	0/0	0	83.0	98	64	61	47	93	21	0	10	.287	12	9	1	3	5		

PB - Team (4), Wyandt, J. 2, LaRue, N. 1, Dyal, R. 1, Opp (3). SBA/ATT - Wyandt, J. (1-4), LaRue, N. (1-4), Dyal, R. (2-3), Bright, T. (3-3), Skipper, C. (1-2), Mullins, H. (0-2), Armstrong (0-2), Copeland, K. (0-1), Barnett, M. (0-1), Swilling, C. (0-1).

GAME SUMMARY



**2022 Auburn Baseball
Games Summary for Auburn (as of Apr 06, 2022)
(All games)**



Score by innings	1	2	3	4	5	6	7	8	9	EX	Total
Auburn	33	29	33	28	32	24	22	23	6	2	232
Opponents	21	14	8	10	21	22	20	16	5	3	140

Record when ...

Overall	20-9	After 6 leading	16-1
Conference	5-4 trailing	2-5
Non-Conference	15-5 tied	2-3
Home games	11-6	After 7 leading	16-2
Away games	5-2 trailing	2-6
Neutral site	4-1 tied	1-0
Day games	9-6	After 8 leading	17-1
Night games	11-3 trailing	1-6
vs Left starter	5-2 tied	1-1
vs Right starter	15-7		
1-Run games	6-3	Hit 0 home runs	8-5
2-Run games	2-1	... 1 home run	5-1
5+Run games	10-3	... 2+ home runs	7-3
Extra innings	1-3		
Shutouts	3-1	Opponent 0 home runs	11-2
	 1 home run	6-5
Scoring 0-2 runs	1-4 2+ HRs	3-2
..... 3-5 runs	2-3		
..... 6-9 runs	6-2	Made 0 errors	9-2
..... 10+ runs	11-0 1 error	10-6
	 2+ errors	1-1
Opponent 0-2 runs	9-0		
..... 3-5 runs	7-5	Opp. made 0 errors	8-4
..... 6-9 runs	3-1 1 error	6-5
..... 10+ runs	1-3 2+ errors	6-0
Scored in 1st inning	8-3	Out-hit opponent	11-3
Opp. scored in 1st	10-4	Out-hit by opponent	5-5
Scores first	9-2	Hits are tied	4-1
Opp. scores first	11-7		

Record when team scores:

Runs	0	1	2	3	4	5	6	7	8	9	10+
W-L	0-1	0-0	1-3	0-1	2-2	0-0	4-1	1-0	0-1	1-0	11-0

Record when opponent scores:

Runs	0	1	2	3	4	5	6	7	8	9	10+
W-L	3-0	5-0	1-0	2-1	2-1	3-3	0-0	2-0	0-0	1-1	1-3

Record when leading after:

Inn.	1	2	3	4	5	6	7	8
W-L	6-2	9-2	12-2	16-1	17-1	16-1	16-2	17-1

Record when trailing after:

Inn.	1	2	3	4	5	6	7	8
W-L	7-3	6-3	3-4	3-4	1-5	2-5	2-6	1-6

Record when tied after:

Inn.	1	2	3	4	5	6	7	8
W-L	7-4	5-4	5-3	1-4	2-3	2-3	1-0	1-1

Current winning streak: 2
 Longest winning streak: 7
 Longest losing streak: 2

Home attendance : 59397 (17 dates avg = 3493)
 Away attendance : 62588 (12 dates avg = 5215)
 Total attendance: 121985 (29 dates avg = 4206)

CAREER vs VANDERBILT



Individual Career History vs Vanderbilt



Fuller, Brooks

Year	avg	gp-gs	ab	r	h	2b	3b	hr	rbi	tb	slg%	bb	hbp	so	gdp	ob%	sf	sh	sb-att	po	a	e	fld%
2019	.000	0-0	0	0	0	0	0	0	0	0	.000	0	0	0	0	.000	0	0	0-0	0	2	0	1.000
TOTAL	.000	0-0	0	0	0	0	0	0	0	0	.000	0	0	0	0	.000	0	0	0-0	0	2	0	1.000

Year	era	w-l	app	gs	cq	sho	sv	ip	h	r	er	bb	so	2b	3b	hr	bf	bavg	wp	hbp	bk	sfa	sha
2019	18.00	0-1	2	1	0	0/0	0	2.0	6	6	4	2	2	0	0	1	14	.545	0	1	0	0	0
TOTAL	18.00	0-1	2	1	0	0/0	0	2.0	6	6	4	2	2	0	0	1	14	.545	0	1	0	0	0

Howell, Kason

Year	avg	gp-gs	ab	r	h	2b	3b	hr	rbi	tb	slg%	bb	hbp	so	gdp	ob%	sf	sh	sb-att	po	a	e	fld%
2019	.143	4-4	14	0	2	0	0	0	0	2	.143	1	0	4	0	.200	0	0	0-0	4	0	0	1.000
TOTAL	.143	4-4	14	0	2	0	0	0	0	2	.143	1	0	4	0	.200	0	0	0-0	4	0	0	1.000

Skipper, Carson

Year	avg	gp-gs	ab	r	h	2b	3b	hr	rbi	tb	slg%	bb	hbp	so	gdp	ob%	sf	sh	sb-att	po	a	e	fld%
2019	13.50	0-0	1	0	0	0/0	0	1.1	3	2	2	3	1	1	0	0	10	.429	0	0	1	0	0
TOTAL	13.50	0-0	1	0	0	0/0	0	1.1	3	2	2	3	1	1	0	0	10	.429	0	0	1	0	0

Wade, Garrett

Year	avg	gp-gs	ab	r	h	2b	3b	hr	rbi	tb	slg%	bb	hbp	so	gdp	ob%	sf	sh	sb-att	po	a	e	fld%
2019	.000	0-0	0	0	0	0	0	0	0	0	.000	0	0	0	0	.000	0	0	0-0	0	1	0	1.000
TOTAL	.000	0-0	0	0	0	0	0	0	0	0	.000	0	0	0	0	.000	0	0	0-0	0	1	0	1.000

Year	era	w-l	app	gs	cq	sho	sv	ip	h	r	er	bb	so	2b	3b	hr	bf	bavg	wp	hbp	bk	sfa	sha
2019	5.40	0-0	2	0	0	0/0	0	1.2	2	1	1	0	1	0	0	0	6	.333	0	0	0	0	0
TOTAL	5.40	0-0	2	0	0	0/0	0	1.2	2	1	1	0	1	0	0	0	6	.333	0	0	0	0	0

TV/RADIO ROSTER



1 BLAKE RAMBUSCH



2 JOSH HALL



4 BRODY MOORE




5 KASON HOWELL



6 RYAN DYAL



7 COLE FOSTER



8 BRYSON WARE



9 CADE GRANZOW



11 GARRETT FARQUHAR



13 BEN SCHORR




14 BROOKS FULLER



16 CAM HILL



17 SONNY DICHIARA



18 MASON BARNETT



19 BROOKS CARLSON



20 HAYDEN MULLINS



21 TRACE BRIGHT




22 GARRETT WADE




23 PARKER CARLSON



27 BOBBY PEIRCE



28 NATE LARUE



29 CARSON SKIPPER



31 MIKE BELLO



32 CARSON SWILLING



34 BEN BOSSE



37 MASON LAND



40 BLAKE BURKHALTER




41 JOHN ARMSTRONG



43 CHASE ISBELL



44 GRANT NEWTON



45 JOSEPH GONZALEZ



46 CHASE ALLSUP



47 TOMMY SHEEHAN



50 JAKE WYANDT



51 LUKE BURK



52 JORDAN ARMSTRONG



54 KONNER COPELAND



57 TYLER DRABICK



72 BRODY MOSS



30 BUTCH THOMPSON



35 KARL NONEMAKER



39 GABE GROSS



15 TIM HUDSON