



Georgia Football

Two Consensus National Championships: 1942, 1980

12 SEC Titles: 1942, 1946, 1948, 1959, 1966, 1968, 1976, 1980, 1981, 1982, 2002, 2005

2012 Georgia Schedule

Sept. 1	Buffalo (SEC Network)	W, 45-23
Sept. 8	@ *Missouri (ESPN2)	W, 41-20
Sept. 15	Florida Atlantic (CSS)	W, 56-20
Sept. 22	*Vanderbilt (ESPN2)	W, 48-3
Sept. 29	*Tennessee (CBS)	W, 51-44
Oct. 6	@ #6*South Carolina (ESPN)	L, 35-7
Oct. 20	@ *Kentucky (FSN)	W, 29-24
Oct. 27	vs. #3*Florida (CBS)	W, 17-9
Nov. 3	*Ole Miss (CBS)	W, 37-10
Nov. 10	@ *Auburn (ESPN2)	7 p.m.
Nov. 17	Georgia Southern (TBA)	1:30 p.m.
Nov. 24	Georgia Tech	TBA

^ - EverBank Field (Jacksonville, Fla.); * - SEC game

Aiming For SEC East Title

Georgia will be aiming to make its second straight trip to the SEC Championship Game and fifth overall, all under **Mark Richt**. The Championship Game has been around since 1992 when the league expanded to 12 members with the addition of Arkansas and South Carolina. This year's game is scheduled for Dec. 1 at 4 p.m. on CBS in the Georgia Dome.

Familiar Faces On Tiger Sideline

Two former Georgia defensive coordinators are now on Auburn's staff in Defensive Coordinator Brian VanGorder and Secondary Coach Willie Martinez. The Bulldogs won the 2002 SEC title with VanGorder running the defense while Martinez was leading the defense during Georgia's 2005 conference championship. VanGorder's daughter, **Morgan**, is a senior runner on Georgia's cross country and track and field teams.

Jones, Murray Semifinalists For National Awards

Junior OLB **Jarvis Jones** and junior QB **Aaron Murray** have been included as semifinalists for a variety of national awards. Jones, a two-time *Walter Camp National Defensive Player of the Week* this season, is a semifinalist for the Bednarik, Maxwell, Butkus and Rotary Lombardi awards and is a quarterfinalist for the Lott Trophy. Murray is a Davey O'Brien Award semifinalist and a finalist for the Johnny Unitas Golden Arm. Murray was also named the *SEC Offensive Player of the Week* after his performance versus Ole Miss, marking his second honor of this kind in 2012.

Catching Everything But A Break

For the second time this season, the Bulldogs have lost a receiver to an ACL injury. First, it was redshirt sophomore **Michael Bennett** during the week leading up to the South Carolina game. Most recently it was senior **Marlon Brown** during the Ole Miss game. Bennett had 24 catches for 345 yards and four touchdowns while Brown, who shares the team lead in receptions, had 27 catches for 469 yards and four scores. Also, Georgia has been without senior DE **Abry Jones** for the last three contests after he injured his ankle in the opening quarter at Kentucky.

Forcing 3-And-Outs

The Bulldogs rank third nationally forcing 50 3-and-outs this season. That is an average of 5.5/game. Florida State leads with 6.6 and TCU is averaging 6.22. Georgia and Wisconsin are next with top-ranked Alabama and Missouri rounding out the top five at 5.44.

Game 10: Georgia (8-1, 6-1 SEC) vs. Auburn (2-7, 0-6 SEC)

#5 AP / #5 USA Today / #5 BCS

georgiadogs.com

auburntigers.com

Date: 7 p.m. Nov. 10, 2012 Site: Auburn, Ala. Stadium: Jordan-Hare (87,451)

Radio: Georgia Bulldog Sports Network from IMG - Scott Howard (PxP), Eric Zeier (Color), Chuck Dowdle (sideline), Loran Smith, Charlie McAlexander, Neil Williamson, Jeff Dantzler, Kevin Butler

TV: ESPN2 - Mark Jones, Brock Huard, Allison Williams

Radio: Sirius: 92; XM: 196; Internet Broadcast: GTV on georgiadogs.com

Georgia TV Replay: CSS, Sun. at 11 a.m. & Wed. at 3 p.m. (Athens-Charter Ch. 37)

SID Contacts: Georgia - Claude Felton, 706-542-1621; Shelly Poe, (334) 844-9703

cfelton@sports.uga.edu slp0019@auburn.edu

SEC Hardware On The Line

Since the first year of SEC football (1933), the Georgia-Auburn rivalry has decided the conference fate of the teams 20 times, whether it was a division crown or overall title. The Bulldogs are 11-8-1 in these games.

The 2002 Georgia-Auburn game marked the last time the Bulldogs were assured of a trip to Atlanta for the SEC Championship game provided they beat the Tigers. Then seventh-ranked Georgia did just that, claiming a 24-21 victory on the Plains over No. 24 Auburn to finish 7-1 in the league. Meanwhile Arkansas beat LSU to represent the West. The Razorbacks, LSU and Auburn all ended up 5-3, but the Razorbacks came out ahead on the head-to-head tiebreakers. Georgia dispatched No. 22 Arkansas 30-3 to claim its first SEC title since 1982.

In 2004, eighth-ranked Georgia was 6-1 in the league and went to Auburn with a chance for a share of the Eastern Division crown against the then third-ranked Tigers who had already clinched the West. The Bulldogs did not control their destiny because of a loss to Tennessee. Auburn would post a 24-6 win over the Bulldogs while the Vols would punch their ticket to Atlanta the following weekend against Kentucky to claim the East outright at 7-1.

Series History

This marks the 116th meeting between Georgia and Auburn, the seventh most played rivalry in the NCAA FBS. The Bulldogs and Tigers first squared off in 1892 in Atlanta's Piedmont Park, making this the 120th anniversary of the series. Georgia trails in the series 53-54-8 but has won five out of the last six. A quick look at the total points scored in this rivalry reveals that only 38 points separate the teams. Georgia has scored 1,854 points while Auburn has tallied 1,778. The Bulldogs dropped their 2010 contest at Auburn 49-31.

Last season, Georgia turned a 7-7 tie in the first quarter into a 45-7 rout. The Bulldogs piled up 304 yards rushing and quarterback **Aaron Murray** went 14-for-18 for 224 yards and four touchdowns. **Jarvis Jones** paced the defense with two sacks and **Alec Ogletree** picked up six tackles and a forced fumble.

Big Ones In The Georgia-Auburn Series

- 1933 (Columbus): Auburn beats Georgia 14-6, denying the Bulldogs an SEC title.
- 1946 (Columbus): #3 Georgia beats Auburn 41-0 to win the SEC title.
- 1948 (Columbus): #13 Georgia beats Auburn 42-14 to win the SEC title.
- 1959 (Athens): #12 Georgia beats #8 Auburn 14-13 to win the SEC title.
- 1966 (Auburn): #9 Georgia beats Auburn 21-13 to win the SEC title.
- 1968 (Auburn): #5 Georgia beats #12 Auburn 17-3 to win the SEC title.
- 1971 (Athens): #6 Auburn beats #7 Georgia 35-20, denying the Bulldogs an SEC title.
- 1976 (Auburn): #7 Georgia beats Auburn 28-0 to win the SEC title.
- 1978 (Auburn): Auburn ties #8 Georgia 22-22, denying the Bulldogs an SEC title.
- 1979 (Athens): #15 Auburn beats Georgia 33-13, denying the Bulldogs an SEC title.
- 1980 (Auburn): #1 Georgia beats Auburn 31-21 to win the SEC title.
- 1981 (Athens): #4 Georgia beats Auburn 24-13 to win the SEC title.
- 1982 (Auburn): #1 Georgia beats Auburn 19-14 to win the SEC title.
- 1983 (Athens): #3 Auburn beats #4 Georgia 13-7, to deny the Bulldogs as Tigers win the SEC.
- 1986 (Auburn): Georgia beats #8 Auburn 20-16, denying Tigers an SEC title.
- 1987 (Athens): #12 Auburn beats #8 Georgia 27-11, denying the Bulldogs an SEC title.
- 1988 (Auburn): #9 Auburn beats #17 Georgia 20-10, denying the Bulldogs an SEC title. LSU/Auburn share title.
- 1997 (Athens): #16 Auburn beats #7 Georgia 45-34 to win the West and deny the Bulldogs the East.
- 2002 (Auburn): #7 Georgia beats #24 Auburn 24-21 to clinch the East.
- 2004 (Auburn): #3 Auburn beats #8 Georgia 24-6 to deny the Bulldogs a share of the East, Tigers already had clinched the West.

Depth Chart

GEORGIA OFFENSE

Pos.	#	Name (Ht., Wt., Class)	Pronunciation
SE	26	Malcolm Mitchell (6-1, 192, So.)	
	27	Rhett McGowan (6-0, 190, Jr.)	
LT	72	Kenarious Gates (6-5, 318, Jr.)	ken-ARE-ee-ous
	79	Mark Beard (6-5, 302, So.)	
	74	Austin Long (6-5, 324, Jr.)	
LG	64	Dallas Lee (6-4, 300, Jr.)	
	72	Kenarious Gates (6-5, 318, Jr.)	ken-ARE-ee-ous
C	61	David Andrews (6-2, 295, So.)	
	68	Chris Burnette (6-2, 322 Jr.)	
RG	68	Chris Burnette (6-2, 322 Jr.)	
	74	Austin Long (6-5, 324, Jr.)	
RT	71	John Theus (6-6, 309, Fr.)	THEE-us
	78	Watts Dantzler (6-7, 320, So.)	
QB	11	Aaron Murray (6-1, 210 Jr.)	
	14	Hutson Mason (6-3, 206 Jr.)	
	16	Christian LeMay (6-2, 201, RFr.)	
FB	46	Alexander Ogletree (5-10, 225, Jr.)	
	48	Quayvon Hicks (6-2, 262, Fr.)	
	22	Richard Samuel IV (6-2, 236, Sr.)	
TB	3	Todd Gurley (6-1, 218, Fr.)	
	4	Keith Marshall (5-11, 216, Fr.)	
	24	Ken Malcome (6-0, 224 RSo.)	
FLK	12	Tavarres King (6-1, 200, Sr.)	Ta-VAR-ess
	17	Rantavious Wooten (5-10, 179, Jr.)	OR ran-TAY-vee-ous
	31	Chris Conley (6-3, 205, So.)	
TE	88	Arthur Lynch (6-5, 258, Jr.)	
	87	Jay Rome (6-6, 265, RFr.)	

GEORGIA DEFENSE

DE	56	Garrison Smith (6-3, 297, Jr.)	
	6	John Jenkins (6-3, 358, Sr.)	
N	6	John Jenkins (6-3, 358, Sr.)	
	99	Kwame Geathers (6-6, 355, Jr.)	KWAM-ee
DE	83	Cornelius Washington (6-4, 268, Sr.)	
	47	Ray Drew (6-5, 284, So.)	
	96	Mike Thornton (6-1, 302, RSo.)	
OLB	59	Jordan Jenkins (6-3, 257, Fr.)	
	91	Josh Dawson (6-4, 250, Fr.)	
OLB	29	Jarvis Jones (6-3, 241, Jr.)	
	59	Jordan Jenkins (6-3, 257, Fr.)	
	44	T.J. Stripling (6-6, 235, Jr.)	
ILB	52	Amarlo Herrera (6-2, 245, So.)	OR a-MAR-low
	35	Michael Gilliard (6-2, 230, Sr.)	GIL-yard
ILB	9	Alec Ogletree (6-3, 232, Jr.)	
	45	Christian Robinson (6-2, 235, Sr.)	
CB	19	Sanders Commings (6-2, 216, Sr.)	
	26	Malcolm Mitchell (6-1, 192, So.)	
	37	Devin Bowman (6-0, 180, RFr.)	
CB	5	Damian Swann (5-11, 189, So.)	
	1	Branden Smith (5-11, 182, Sr.)	
SS	36	Shawn Williams (6-1, 217, Sr.)	
	39	Corey Moore (6-2, 214, So.)	
FS	18	Bacarri Rambo (6-0, 210, Sr.)	ba-CAR-ee
	19	Sanders Commings (6-2, 216, Sr.)	
	11	Connor Norman (5-10, 207, RSo.)	

GEORGIA SPECIALISTS

P	32	Collin Barber (6-2, 200, Fr.)	
	*97	Adam Erickson (5-10, 175, RSo.)	
PK	13	Marshall Morgan (6-3, 201, Fr.)	
	99	Jamie Lindley (5-11, 183, Sr.)	
SN	69	Ty Frix (6-0, 214, Sr.)	
	49	Nathan Theus (6-3, 249, RFr.)	THEE-us
PR	27	Rhett McGowan (6-0, 190, Jr.)	
	5	Damian Swann (5-11, 189, So.)	
KOR	26	Malcolm Mitchell (6-1, 192, So.)	
	3	Todd Gurley (6-1, 218, Fr.)	

* - holder

Head Coach Mark Richt

AUBURN OFFENSE (12 starters listed)

Pos.	#	Name (Ht., Wt., Class)	Pronunciation
QB	12	Jonathan Wallace (6-2, 197, Fr.)	
	15	Clint Moseley (6-4, 229, Jr.)	
	10	Kiehl Frazier (6-2, 226, So.)	Kyle
RB	21	Tre Mason (5-10, 198, So.)	
	23	Onterio McCalebb (5-11, 173, Sr.)	
	22	Mike Blakely (5-9, 206, RFr.)	
FB	35	Jay Prosch (6-0, 260, Jr.)	prosh
	48	Blake Burgess (6-3, 249, Jr.)	
WR	80	Emory Blake (6-2, 193, Sr.)	
	18	Sammie Coates (6-2, 200, RFr.)	
	5	Ricardo Louis (6-2, 210, Fr.)	
WR	85	Travante Stallworth (5-9, 199, Sr.)	
	89	Jaylon Denson (6-3, 211, So.)	
WR	89	Jaylon Denson (6-3, 211, So.)	
	4	Quan Bray (5-10, 185, So.)	
	1	Trovon Reed (6-0, 190, So.)	
TE	11	Brandon Fulse (6-4, 249, So.)	
	81	C.J. Uzomah (6-4, 250, So.)	You-zah-mah
LT	73	Greg Robinson (6-5, 311, RFr.)	
	72	Shon Coleman (6-6, 302, RFr.)	
LG	71	John Sullen (6-5, 313, Sr.)	
	63	Alex Kozan (6-4, 294, Fr.)	
C	50	Reese Dismukes (6-3, 293, So.)	dism-yooks
	65	Tunde Fariyike (6-2, 301, So.)	Tune-Day Fa-rec-kay
RG	62	Chad Slade (6-5, 301, So.)	
	75	Christian Westerman (6-4, 298, RFr.)	
RT	51	Patrick Miller (6-7, 288, Fr.)	
	72	Shon Coleman (6-6, 302, RFr.)	

AUBURN DEFENSE

DE	94	Nosa Eguae (6-3, 268, Jr.)	No-suh E-gway
	95	Dee Ford (6-2, 246, Jr.)	
DT	98	Angelo Blackson (6-4, 308, So.)	
	92	Kenneth Carter (6-4, 289, Jr.)	
	96	Devaunte Sigler (6-4, 291, So.)	De-Vaun-tay
DT	90	Gabe Wright (6-3, 299, So.)	
	54	Jeffrey Whitaker (6-4, 307, Jr.)	
DE	55	Corey Lemonier (6-4, 246, Jr.)	Lemon-ear
	10	LaDarius Owens (6-2, 260, So.)	
SLB	35	Jonathan Evans (5-11, 231, Sr.)	
	26	Justin Garrett (6-1, 215, So.)	
MLB	5	Jake Holland (6-1, 241, Jr.)	
	30	Cassanova McKinzy (6-3, 243, Fr.)	
	56	Ashton Richardson (6-1, 218, Sr.)	
WLB	25	Daren Bates (5-11, 215, Sr.)	
	17	Kris Frost (6-2, 233, RFr.)	
CB	6	Jonathon Mincy (5-10, 190, So.)	
	15	Joshua Holsey (5-11, 188, Fr.)	
FS	12	Demetruce McNeal (6-2, 187, Jr.)	
	14	Eriqeu Florence (6-1, 191, So.)	E-ree-kay
SS	9	Jermaine Whitehead (5-11, 202, So.)	
	24	Ryan Smith (6-2, 204, Jr.)	
CB	22	T'Sharvan Bell (6-0, 190, Sr.)	
	11	Chris Davis (5-11, 200, Jr.)	
	21	Jonathan Jones (5-10, 166, Fr.)	

AUBURN SPECIALISTS

PK	36	Cody Parkey (6-0, 194, Jr.)	
	39	Alex Kviklyk (6-2, 180, R-Fr.)	kuh-vick-lis
P	30	Steven Clark (6-5, 232, Jr.)	
	37	J.D. Strawbridge (6-0, 171, Fr.)	
H	19	Ryan White (5-11, 198, Jr.)	
	30	Steven Clark (6-5, 232, Jr.)	
DS	59	Jake Lembke (6-2, 245, Jr.)	
	64	Forrest Hill (6-1, 242, So.)	
KR	23	Onterio McCalebb (5-11, 173, Sr.)	
	21	Tre Mason (5-10, 198, So.)	
PR	4	Quan Bray (5-10, 185, So.)	
	1	Trovon Reed (6-0, 190, So.)	

Head Coach Gene Chizik

Dog Tracks

Head Coach Mark Richt

UGA/Overall: 114-39 (12th year)

Hometown: Boca Raton, Fla.

College: University of Miami, '82

Birthdate: Feb. 18, 1960

Birthplace: Omaha, Nebraska

Wife: Katharyn Francis

Children: Jon (22), David (18), Zach (16), Anya (15)

Coaching History:

Years as college coach: 27

Florida State: Grad. Assistant (1985-86); Volunteer Assistant (1987-88)

East Carolina: Offensive Coordinator (1989)

Florida State: Quarterbacks (1990-2000); Offensive Coord. (1994-2000)

Georgia: Head Coach (2001-current)

Fast Facts:

- One of only seven men in NCAA Division I-A history to record 102 or more wins in his first 11 seasons as a head coach
- Two SEC titles (2002, '05), four SEC Championship Game appearances (2002, '03, '05, '11)
- Eleven straight bowl games (have qualified for one again in 2012)
- 46-8 non-conference record, including 31-1 at home
- 2002 SEC Coach of the Year after directing the Bulldogs to their first SEC title in 20 years and school record 13-win season
- 2005 SEC Coach of the Year after a 10-3 season, SEC title and a No. 10 final Coaches poll ranking
- Posted Sugar Bowl wins over Fla. State and Hawaii

The Mark Richt Record

Year	W	L	T	Pct.	SEC Reg. Season
2001	8	4	0	.667	5-3 (T3rd/East)
2002	13	1	0	.929	7-1 (1st/Champs)
2003	11	3	0	.786	6-2 (T1st/East)
2004	10	2	0	.833	6-2 (2nd/East)
2005	10	3	0	.769	6-2 (1st/Champs)
2006	9	4	0	.692	4-4 (T3rd/East)
2007	11	2	0	.846	6-2 (T1st/East)
2008	10	3	0	.769	6-2 (2nd/East)
2009	8	5	0	.615	4-4 (T2nd/East)
2010	6	7	0	.462	3-5 (3rd/East)
2011	10	4	0	.714	7-1 (1st/East)
2012	8	1	0	.875	6-1
Total	114	39	0	.745	*68-31 (.687)

*Includes 2-2 in SEC Championship games

40-11 In An Opponent's Stadium Including 12-6 Against Ranked Foes

Year	Opponent	Final
2001	#6 Tennessee	W, 26-24
2001	Vanderbilt	W, 30-14
2001	Ole Miss	W, 35-15
2001	#21 Ga. Tech	W, 31-17
2002	South Carolina	W, 13-7
2002	#22 Alabama	W, 27-25
2002	Kentucky	W, 52-24
2002	#24 Auburn	W, 24-21
2003	Clemson	W, 30-0
2003	#11 LSU	L, 17-10
2003	#13 Tennessee	W, 41-14
2003	Vanderbilt	W, 27-8
2003	Ga. Tech	W, 34-17
2004	South Carolina	W, 20-16
2004	Arkansas	W, 20-14
2004	Kentucky	W, 62-17
2004	#3 Auburn	L, 24-6
2005	Miss. State	W, 23-10
2005	#8 Tennessee	W, 27-14

19 Victories When Tied Or Trailing Late

Year	Opponent	Start of 4th Qtr.	Final
2001	@#6 Tennessee	17-17	26-24
2001	Kentucky	29-29	43-29
2002	Clemson	28-21	31-28
2002	@ #22 Alabama	25-24	27-25
2002	@ #24 Auburn	21-17	24-21
2003	UAB	13-13	16-13
2004	vs. ^Purdue	27-27 (end of 4th)	34-27 OT
2004	@ S. Carolina	16-13	20-16
2005	@ #20 Ga. Tech	7-7	14-7
2006	Colorado	13-0	14-13
2006	#16 Ga. Tech	12-7 (8:50 4th)	15-12
2006	#14 *Va. Tech	21-13	31-24
2007	@ #16 Alabama	20-20 (end of 4th)	26-23 OT
2007	@ Vanderbilt	17-14	20-17
2008	@ Kentucky	38-35 (12:09 4th)	42-38
2008	@ Auburn	13-10 (11:05 4th)	17-13
2009	Arizona State	17-14	20-17
2009	#25 Auburn	24-24 (14:11 4th)	31-24
2011	vs. Florida	20-17	24-20

^Capital One Bowl, Tampa, Fla.; *The largest comeback under Richt was 18 points against Va. Tech in the 2006 Chick-fil-A Bowl. Georgia trailed 21-3 at the half.

Special Teams Under Richt

Georgia has blocked 21 Punts, 12 Field Goals and 4 PATs since 2001 and converted them in to 130 points.

- 2012 (4): 2 Punts, 1 PAT, 1 FG = 9 points
- 2011 (3): 2 Punts, 1 PAT = 7 points
- 2010 (1): 1 Punt = 7 points.
- 2009 (5): 2 Punts, 1 PAT, 2 FGs = 12 points.
- 2008 (2): 2 Punts = 7 points.
- 2007 (1): 1 Punt = 7 points.
- 2006 (2): 1 Punt, 1 FG = 7 points.
- 2005 (2): 2 Punts = 14 points.
- 2004 (2): 2 Punts = 7 points.
- 2003 (7): 4 FGs, 2 Punts, 1 PAT = 17 points.
- 2002 (*9): 5 Punts, 4 FGs = 40 points. (*UGA Record)
- 2001 (2): 1 Punt, 1 PAT = 3 points.

The Bulldogs have 16 Special Teams TDs plus four safeties in the Richt era.

There is one current Bulldog who has scored a Special Teams TD:

Todd Gurley: 100-yard kickoff return against Buffalo in 2012

Winningest Active Division I-A Coaches

By Winning % In FBS Games, Minimum 100

Coach, Curr. School	Yrs	W	L	T	Pct.	Bowls
1. Urban Meyer, OSU	11	113	23	0	.832	7-1
2. Bob Stoops, OU	14	145	36	0	.801	7-7
3. Gary Patterson, TCU	12	115	33	0	.777	7-4
4. MARK RICHT, UGA	12	114	39	0	.745	7-4

40-11 In An Opponent's Stadium (cont.) Including 12-6 Against Ranked Foes

Year	Opponent	Final
2005	Vanderbilt	W, 34-17
2005	#20 Ga. Tech	W, 14-7
2006	South Carolina	W, 18-0
2006	Ole Miss	W, 14-9
2006	Kentucky	L, 24-20
2006	#5 Auburn	W, 37-15
2007	#16 Alabama (ot)	W, 26-23
2007	Tennessee	L, 35-14
2007	Vanderbilt	W, 20-17
2007	Ga. Tech	W, 31-17
2008	South Carolina	W, 14-7
2008	Arizona State	W, 27-10
2008	#11 LSU	W, 52-38
2008	Kentucky	W, 42-38
2008	Auburn	W, 17-13
2009	#9 Oklahoma State	L, 24-10
2009	Arkansas	W, 52-41
2009	Tennessee	L, 45-19
2009	Vanderbilt	W, 34-10
2009	#7 Ga. Tech	W, 30-24
2010	#24 South Carolina	L, 17-6
2010	Mississippi State	L, 24-12
2010	Colorado	L, 29-27
2010	Kentucky	W, 44-31
2010	#2 Auburn	L, 49-31
2011	Ole Miss	W, 27-13
2011	Tennessee	W, 20-12
2011	Vanderbilt	W, 33-28
2011	#25 Georgia Tech	W, 31-17
2012	Missouri	W, 41-20
2012	#6 South Carolina	L, 35-7
2012	Kentucky	W, 29-24

Inside the Numbers Under Richt

Record (*SEC)	114-39 (68-31)
Home/Away/Neutral	61-13/40-11/13-15
Versus Ranked Teams (H/A/N)	10-10/12-6/10-12
Versus Top 10 Teams (H/A/N)	1-2/4-4/4-7
Day/Night	79-26/35-13
After Bye Week	14-4
SEC East/*West/Non-Conf.	40-20/28-11/46-8
Conference Record (H/A/*N)	30-12/32-9/6-10
Score First/Opp. Scores First	86-14/27-26
Leading/Trailing/Tied at Half	90-10/19-26/5-3
Leading/Tr./Tied after 3rd Q	100-7/9-32/5-0
Scoring < 18 Pts. / 18 + Pts.	11-23/103-16
Allowing less than 20 Pts.	78-9
Allowing 20+/30+ Pts.	27-12/9-19
Rushing for less than 100 yards	15-17
Rushing for over 100 yards	99-22
Rushing for 200+ yards	28-2
Passing for 300+ yards	24-5
Totalling less than 300 yards	20-16
400+ yards of Total Offense	60-8
Allowing less than 100 yds. rushing	62-5
Allowing less than 300 yds. Total Off.	67-8
Allowing 400+ yds. total offense	13-12
Having 100-yard rusher	52-5
Opp. have 100-yard rusher	16-17
No turnovers / takeaways	27-1/11-13
Overtime Games	2-2
In August/September	3-0/37-10
In October	34-13
In November	30-10
In December	5-4
In January	5-2

* - includes 2002 SEC Championship Game win over #22 Arkansas; 2003 SEC Championship Game loss to #3 LSU; 2005 SEC Championship Game win over #3 LSU; 2011 SEC Championship Game loss to #1 LSU

OFFENSE

Murray Directs Bulldog Offense

Junior QB **Aaron Murray** is one of the nation's elite at his position. The Tampa, Fla., native has been named a finalist for the *Johnny Unitas Golden Arm Award* and a semifinalist for the *Davey O'Brien National Quarterback Award*. Currently, Murray ranks second in the SEC in passing efficiency at 168.9. During the offseason, Murray graduated with a degree in Psychology after posting a GPA of 3.4 and is now in graduate school. In his 24 wins as a starter, Murray has 60 TDs to just 15 INTs. Murray is the SEC's leading active player in total offensive yards (8,873), completions (610), TD responsibility (90, which is tied for fifth in SEC history), TD passes (80, which is 6th in SEC history) and passing yards (8,646).

Murray reached 80 career touchdowns during an efficient performance versus Ole Miss (21-for-28, 384, 4) where he was named the *SEC Offensive Player of the Week*. He tossed his school record 76th touchdown pass of his career to lead Georgia to a 17-9 upset of #3 Florida in his home state. Murray had a school record-setting performance in the road win over Kentucky. He finished with the best completion percentage in a game (30-of-38, 79 percent) and a career-high 427 passing yards and four touchdowns. Another example of his efficiency came against Vanderbilt this year as he started the game 12-for-12, which is No. 3 on Georgia's all-time list behind 15 (Quincy Carter vs. LSU, 1998; Eric Zeier vs. Georgia Tech, 1993), and finished 18-for-24 for 250 yards.

Bowl Subdivision (FBS) Active Career Leaders List

TD Passes: 4. Aaron Murray, 80 (1. Matt Barkley, USC, 110)
Pass Efficiency: 3. A. Murray, 154.85 (1. Casey Pachall, TCU, 163.11)

A Look At The Line

Georgia's starting offensive line this season has featured junior **Ke-narious Gates** at LT, junior **Chris Burnette** at RG, junior **Dallas Lee** at LG, sophomore **David Andrews** at C and freshman **John Theus** at RT. The unit did not give up any sacks versus #3 Florida and helped give the Bulldogs their sixth 100-yard rusher in 2012, and the first that the Gators had allowed this year. Andrews and Theus made their first career starts versus Buffalo while Gates lined up at LT against the Bulls for the first time after having 12 previous starts at guard. Theus became the first true freshman starter at OT since Trinton Sturdivant in 2007. In the last three games, sophomore **Mark Beard** has seen some action at LT when Gates has moved to LG.

Here's a look at Georgia's offensive production this year:

Opponent	^Points	Total Offense (Rushing/Passing)	Sacks
Buffalo	45	485 (227 / 258)	3
@ Missouri	41	355 (113 / 242)	2
Florida Atlantic	56	*713 (328 / 385)	0
Vanderbilt	48	567 (302 / 265)	1
Tennessee	51	560 (282 / 278)	1
@ #6 SC	7	224 (115 / 109)	2
@ Kentucky	29	504 (77 / 427)	3
vs. #3 Florida	17	273 (123 / 150)	0
vs. Ole Miss	37	533 (149 / 384)	5

*school record, tied No. 6 in SEC history; ^first time in school history that the Bulldogs scored 40+ points in five consecutive games

Malcolm In The Middle Of Everything

Sophomore **Malcolm Mitchell** is demonstrating his versatility this season. After sitting out the first game with an ankle injury, he started the next three games at CB and has played on offense in the last five contests. On defense, he has recorded 12 tackles while on offense, the Valdosta native has hauled in 26 catches for 358 yards and two touchdowns.

Mitchell led the team against the Gators with five catches for 74 yards, including a 45-yard touchdown reception to clinch the victory. He was coming off a nine-catch performance at Kentucky as he posted the second 100-yard game of his career with 103 yards.

Mitchell also has 11 kick returns for 236 yards and 10 punt returns for 50 yards. Here is where Mitchell has spent his 434 snaps this season:

Defense - 178 snaps

Special Teams - 123 snaps

Offense - 122 snaps

Murray's Bulldog Career

2010	Att	Cmp	TD	Int	Yds	Sk	Effic
UL (W)	26	17	3	1	160	0	147.5
@ #24 SC (L)	21	14	0	0	192	3	143.5
#12 ARK (L)	27	15	1	1	253	6	139.1
@ MSU (L)	31	18	1	0	274	1	143.0
@ CU (L)	27	16	3	1	221	2	157.3
UT (W)	25	17	2	0	266	2	183.8
VU (W)	24	15	2	0	287	0	190.4
UK (W)	12	9	0	0	113	0	154.1
vs. UF (L ot)	37	18	3	3	313	2	130.2
ISU (W)	27	19	3	0	228	1	178.0
@ #2 AU (L)	28	15	3	0	273	3	170.8
GT (W)	19	15	3	0	271	1	250.9
vs. #24 UCF (L)	38	21	0	2	198	3	88.5
TOTAL	342	209	24	8	3,049	24	154.48

2011

vs. #5 BS (L)	29	16	2	1	236	6	139.4
#12 SC (L)	29	19	4	1	248	2	176.0
CC (W)	26	18	3	0	188	0	168.0
@ OM (W)	26	17	2	1	268	3	169.7
MSU (W)	25	13	2	3	160	2	108.2
@ UT (W)	25	15	0	0	227	0	136.3
@ VU (W)	38	22	3	1	326	1	150.7
vs. UF (W)	34	15	2	1	169	3	99.4
NMS (W)	23	18	5	0	238	0	236.9
#24 AU (W)	18	14	4	0	224	3	255.6
UK (W)	29	16	1	1	162	2	106.6
#25 GT (W)	29	19	4	1	252	1	177.1
vs. #1 LSU (L)	40	16	1	2	163	4	72.5
vs. #12 Mich. St (L)	32	20	2	2	288	4	146.2
TOTAL	403	238	35	14	3,149	31	146.4

2012

vs. UB (W)	26	15	3	0	258	3	179.1
@ UM (W)	35	22	3	1	242	2	143.5
vs. FAU (W)	19	14	2	1	342	0	249.1
vs. VU (W)	24	18	2	0	250	1	190.0
vs. UT (W)	26	20	2	1	286	1	187.0
@ #6 SC (L)	31	11	0	1	109	2	58.6
@ UK (W)	38	30	4	0	427	3	208.1
vs. #3 UF (W)	24	12	1	3	150	0	91.2
vs. OM (W)	28	21	4	0	384	5	237.3
TOTAL	251	163	21	7	2,448	17	168.9

CAREER	996	610	80	29	8,646	72	154.85
---------------	------------	------------	-----------	-----------	--------------	-----------	---------------

Assortment Of Dangerous Targets

Georgia has had four different 100-yard receivers in five games this season as junior **Aaron Murray** likes to spread the ball around. And the Bulldogs are lucky Murray does spread it around since Georgia lost their second receiver of the season to an ACL injury when **Marlon Brown** went down against Ole Miss. In fact, he completed passes to 11 different Bulldogs in the win over Ole Miss as four different players caught touchdown passes. The Bulldogs leaders in the corps who are healthy are senior **Tavarres King** and sophomore **Malcolm Mitchell**. Georgia lost sophomore **Michael Bennett** (24 rec., 345 yds., 4 TDs) after he tore his ACL before the South Carolina game.

Mitchell led the attack in the upset of #3 Florida after hauling in five catches for 74 yards, including a 45-yard touchdown reception to clinch the win. He finished with a career-high nine receptions for 103 yards at Kentucky the week before.

King was Georgia's other 100-yard receiver in the win over the Wildcats with a career-high nine catches for a game-high 188 yards two TDs. King was named the *National Wide Receiver of the Week* by CollegeFootballPerformanceAwards after the Kentucky game. This marked his fifth career 100-yard game and his second this season. King, who has 27 catches for 551 yards, leads the team with six TD catches this season and has 18 in his career, which is fifth in school history. Already having graduated in Social Studies Education, he is No. 2 out of active players in the SEC in receiving yards (2,203) and TD receptions (18) and fourth in receptions (121). King is the active career leader in the NCAA FBS for yards per catch (18.2).

Brown made an impact for the Bulldogs' aerial attack. He had three 100-yard games, including three catches for 113 yards and a touchdown against Ole Miss.

Georgia's tight ends have played a bigger role as of late as junior **Arthur Lynch** and redshirt freshman **Jay Rome** have combined for 14 catches for 274 and two touchdowns.

Dog Tracks

Georgia Career Record Watch

PASSING EFFICIENCY RATING

154.85 - Aaron Murray, 2010-

1. 142.86 - D.J. Shockley, 2002-05
2. 138.30 - David Greene, 2001-04
3. 137.54 - Joe Cox, 2006-09

BEST COMPLETION %

61.25 - Aaron Murray (610x996), 2010-

1. 59.77% - Eric Zeier (838x1402), 1991-94
2. 59.17% - Hines Ward, 1994-96
3. 58.96% - David Greene, 2001-04

MOST PASSING YARDS

1. *11,528 - David Greene, 2001-04
2. 8,373 - Johnny Rauch, 1991-94
3. **8,646 - Aaron Murray, 2010-**
*SEC Record

AVG. GAIN PER PASS ATT.

8.68 - Aaron Murray (8646/996) 2010-

1. 8.38 - Matt Robinson, 1974-76
2. 8.37 - Johnny Rauch, 1945-48
3. 8.27 - Mike Bobo, 1994-97

LOWEST INTERCEPTION % (Min. 600 attempts)

1. 2.22% - David Greene (32 in 1440 atts.), 2001-04 (SEC Record)
2. 2.64% - Eric Zeier (37 in 1,402), 1991-94
3. **2.91% - Aaron Murray (29 in 996), 2010-**
4. 2.93% - Quincy Carter (25 in 853), 1997-00
5. 3.39% - Mike Bobo (26 in 766), 1994-97

TOTAL OFFENSE

1. 11,270 - David Greene, 2001-04
2. 10,841 - Eric Zeier, 1991-94
3. **8,873 - Aaron Murray, 2010-**

MOST OFFENSIVE PLAYS

1. 1,644 - David Greene, 2001-04 (1,440 pass, 204 rush)
2. 1,560 - Eric Zeier, 1991-94
3. **1,211 - Aaron Murray, 2010-**

RECEIVING YARDS

1. *3,093 - Terrence Edwards, 1999-'02
2. 2,884 - Fred Gibson, 2001-04
3. 2,619 - A.J. Green, 2008-10
4. 2,373 - Brice Hunter, 1992-95
5. 2,282 - Mohamed Massaquoi, 2005-08
6. **2,203 - Tavarres King, 2008-12**
*SEC Record

TOUCHDOWN RECEPTIONS

1. 30 - Terrence Edwards, 1999-2002
2. 23 - A.J. Green, 2008-2010
3. 20 - Fred Gibson, 2001-04
4. 19 - Brice Hunter, 1992-94
5. **18 - Tavarres King, 2008-12**

INTERCEPTIONS

1. 16 - Jake Scott, 1967-68
2. **14 - Bacarri Rambo, 2009-12**
14 - Jeff Hipp, 1979-80
14 - Terry Hoage, 1981-83

INTERCEPTION RET. YARDS

1. 315 - Jake Scott (16), 1967-68
2. 303 - Scott Woerner (13), 1977-80
3. **259 - Bacarri Rambo (14), 2009-12**

SACKS

1. 36 - David Pollack, 2001-04
2. 29 - Richard Tardits, 1985-88
3. 28 - Jimmy Payne, 1978-82
4. 27.5 - Mitch Davis, 1990-93
5. 26 - Freddie Gilbert, 1980-83
6. 25 - Quentin Moses, 2003-06
7. **22 - Jarvis Jones, 2011-**

Georgia's OT Record (4-4)

H: 0-0; A: 2-2; N: 2-2; SEC: 2-2

Nov. 16, 1996 Georgia beat #20 Auburn 56-49 (4 OT) in Auburn, Ala.

Nov. 27, 1999 #20 Ga. Tech beat #16 Georgia 51-48 in Atlanta, Ga.

Jan. 1, 2000 #21 Georgia beat #19 Purdue 28-25 in Tampa, Fla. (Outback Bowl)

Nov. 11, 2000 #22 Auburn beat #14 Georgia 29-26 in Auburn, Ala.

Jan. 1, 2004 #11 Georgia beat #12 Purdue 34-27 in Orlando, Fla. (Capital One Bowl)

Sept. 22, 2007 #22 Georgia beat #16 Alabama 26-23 in Tuscaloosa, Ala.

Oct. 30, 2010 Florida beat Georgia 34-31 in Jacksonville, Fla. @ EverBank Field

Jan. 2, 2012 #12 Michigan St. beat #18 Georgia 33-30 (3 OT) in Tampa, Fla. (Outback Bowl)

Gurley & Marshall = "Gurshall"

Since the legendary #34 Herschel Walker lined up in the Bulldog backfield, every tailback since then has been compared to the Heisman Trophy winner who led the Bulldogs to the 1980 national championship. This season, true freshmen **Todd Gurley** and **Keith Marshall**, who wear No. 3 and 4 respectively, have been nicknamed 'Gurshall' by senior receiver **Tavarres King**.

Gurley became the first player this season to rush for more than 100 yards against #3 Florida after he went for 118 and a touchdown. Against Tennessee, he and Marshall combined for 294 yards and five touchdowns on the ground. Marshall averaged 16.4 yards/carry versus the Volunteers, tallying a career-best 164 yards and two touchdowns while Gurley equaled his career high with 130 yards and three scores. Gurley's longest TD run against UT covered 51 yards while Marshall's were 72 and 75 yards.

Gurley is second in the SEC in Rushing Ydg. Per Game (95.2), tied for second in Scoring (66 pts.) and third in All-Purpose Ydg. Per Game (131.1).

Gurley, a Tarboro, N.C., native, and Marshall, a Raleigh, N.C., native, are roommates. Gurley has already been named the SEC Freshman of the Week three times while Marshall has had the honor once. Gurley, Marshall and Texas A&M quarterback Johnny Manziel shared the honor the last week of September.

Most Yards Rushing By A Georgia Freshman

Bulldog	Year	Att.	Yards	TD
1. Herschel Walker	1980	274	1,616	15
2. Knowshon Moreno	2007(RS)	248	1,334	14
3. Rodney Hampton	1987	126	890	4
4. Thomas Brown	2004	172	875	8
5. Todd Gurley	2012	138	857	10
6. Isaiah Crowell	2011	185	850	5
7. Keith Henderson	1985	108	731	3
T8. Washaun Ealey	2009	125	717	3
T8. Garrison Hearst	1990	162	717	5
10. Danny Ware	2004	138	692	4
11. Michael Cooper	2003(RS)	156	673	6
12. Tim Worley	1985	116	627	9
13. Torin Kirtsey	1995	134	603	5
14. Kregg Lumpkin	2003	112	523	6
15. Keith Marshall	2012	85	520	5

Best Season By UGA Freshmen Duos That Shared The Load

1. 1,567 yards, 12 TDs, (Thomas Brown & Danny Ware, 2004)
2. **1,377 yards, 15 TDs (Todd Gurley & Keith Marshall, 2012)**

Top Recent SEC Freshmen Rushing Tandem

1,739 yards, 14 TDs (Darren McFadden & Felix Jones, Arkansas, 2005)

Top Performances UGA Freshmen Duos

294 yards on 34 carries, 5 TDs (Gurley & Marshall, '12 vs. UT)

249 yards on 16 carries, 3 TDs (Henderson & Worley, '85 vs. #1 UF)

249 yards on 41 carries, 1 TD, (Brown & Ware, '04 vs. VU)

2012 Game-By-Game (Attempts-Yards-Touchdowns)

	Gurley	&	Marshall	=	"Gurshall"
Buffalo	8-100-2		10-46-0		18-146-2
@ Missouri	10-65-1		12-32-0		22-97-1
Florida Atlantic	10-111-1		10-104-1		20-215-2
Vanderbilt	16-130-2		10-82-2		26-212-4
Tennessee	24-130-3		10-164-2		34-294-5
@ #6 S.C.	13-39-0		12-37-0		25-76-0
@ Kentucky	12-47-0		6-23-0		18-70-0
vs. #3 Florida	27-118-1		4-4-0		31-122-1
vs. Ole Miss	18-117-0		11-28-0		29-145-0
Total	138-857-10		85-520-5		223-1,377-15

Georgia Among Best in the SEC Under Richt Since 2001

School	Record	SEC Titles	APT	Top 25	Bowls
1. LSU	122-31	4	9	9	11
2. Georgia	114-39	2	9	9	11
3. Florida	115-40	2	7	7	11
4. Alabama	107-44	1	6	6	9
5. Auburn	104-47	2	6	6	10

DEFENSE & SPECIAL TEAMS

Getting Defensive

Georgia has made key second-half adjustments as opponents have scored just 64 points in the second half, and one touchdown came on an interception return. The Bulldogs posted a second half shutout against Vanderbilt and Ole Miss while Tennessee and #6 South Carolina scored 14 each in the second half. In the win over #3 Florida, the Gators were held to a field goal. In fact in the 17-9 win, the Gators' points came from three field goals, which marked the first time since 1988 that Florida failed to score a touchdown against the Bulldogs.

Georgia forced turnovers on the Volunteers' final three possessions. The Bulldog defense forced the Gators into six turnovers after Florida entered the game with just four turnovers on the year. Only one of Florida's three field goals came on a drive that measured longer than 11 yards. The other two came off of Bulldog turnovers with one being a four-play, 6-yard drive and one being a five-play, 10-yard drive. Against Ole Miss, the Rebels built a 10-0 through the 11:45 mark of the second quarter. From that point on, Georgia's defense outscored Ole Miss 2-0. The Rebels' last 12 drives of the game resulted in no points, just 76 yards and three turnovers.

Here's a look inside the numbers for the Georgia defense this season:

2012

Opp.	Plays	Yards	Sacks	Pts. Allowed (1st half / 2nd half)
vs. UB	70	347	2	23 (16 / 7)
@ UM	80	371	2	20 (10 / 10)
vs. FAU	71	318	1	20 (14 / 6)
vs. VU	61	337	3	3 (3 / 0)
vs. UT	85	478	1	44 (30 / 14)
@ #6 SC	61	392	1	35 (21 / 14)
@ UK	63	329	1	24 (14 / 10)
vs. #3 UF	69	266	5	9 (6 / 3)
vs. OM	57	234	4	10 (10 / 0)

SEC Sack Leader Jarvis Jones Is Back At It

Junior OLB and *2011 Butkus Award finalist* **Jarvis Jones** gives the Bulldogs a solid foundation at linebacker with 22 career sacks in two seasons at Georgia. He is the current NCAA active career leader in sacks per game at 1.0. This season, he has 52 tackles, including 8.5 sacks and 15.0 tackles for loss, one interception, five forced fumbles and two fumble recoveries, despite not playing versus Florida Atlantic (groin) and Kentucky (ankle). Jones has earned multiple national player of the week honors for his dominating performances at Missouri and versus #3 Florida. A consensus All-American, he led the SEC and was tied for fifth nationally with 13.5 sacks (*which was just a half sack off David Pollack's school record 14 set in 2002*) last year. His 22 sacks is ranked seventh in school history.

True freshman **Jordan Jenkins** has started two games for Georgia at the other OLB spot. He had a career day against the Commodores with a pair of sacks. Versus the Volunteers, Jenkins posted a sack and a forced fumble late in the final period with Tennessee in line for a potential game-tying drive at the Georgia 35-yard line. Jenkins made three starts this year (FAU, UK, #3 UF).

Ogletree & Rambo Return To Form

All-American safety **Bacarri Rambo** paced the secondary versus the Gators with five tackles, including a sack, and his first interception of the year. He now has 14 INTs in his career, which ranks second in school history. Rambo had seven stops and forced a fumble against Ole Miss last week.

Junior ILB **Alec Ogletree** led the Bulldogs with a career-high 14 tackles and a tipped pass that led to an interception versus Tennessee. It was his first action of the season and marked his fourth career game with at least 10 tackles. Against the Rebels, Ogletree had 11 tackles, including a sack and one for a safety and his first career interception.

Williams, Herrera Leading Bulldog Tacklers

Senior safety **Shawn Williams** and sophomore ILB **Amarlo Herrera** are tied for the team lead with 61 each this year. Williams had six tackles against #3 Florida, including a solo stop on a 4th-and-1 situation with the Gators in Georgia territory. Herrera tallied a career-high 11 tackles at #6 South Carolina after registering a career-high 10 stops at Missouri. He added a 35-yard interception return for a touchdown during the 56-20 win over Florida Atlantic.

A Swann In The Secondary

Sophomore CB **Damian Swann** has developed into one of the Bulldogs' most dangerous weapons. In the Ole Miss game, he had three tackles, one sack and two fumble recoveries, including a 53-yard return. Swann has 39 tackles, two sacks, two interceptions, two forced fumbles and a pair of fumble recoveries. He had an interception and a forced fumble against #3 Florida that led to 10 points in the Bulldogs' 17-9 upset.

The Bulldogs' secondary was tested heavily versus Tennessee. The Volunteers featured the SEC's top passing attack, the league's leading receiver and an offensive line that had surrendered just two sacks this year. UT QB Tyler Bray finished 24-of-45 for 281 yards with one sack and was picked off three times.

Senior CB **Sanders Commings** had two interceptions in the final 6:00 to extinguish any Tennessee rally and was named the *SEC Defensive Player of the Week*. He is the first Bulldog since **Bacarri Rambo** to have a pair of picks in a game since 2011. Commings also helped preserve the win over the Gators after pouncing on a fumble in the end zone late in the fourth quarter.

Big Guys Around The Ball

Georgia has an opposing frontline with senior N **John Jenkins**, a 6-3, 358-pound native of Meriden, Conn., and junior N **Kwame Geathers**, a 6-6, 355-pound native of Georgetown, S.C. They are flanked by junior **Garrison Smith** (6-3, 297) and **Cornelius Washington** (6-4, 268) at the DE spots. Smith, who is filling in for the injured **Abry Jones**, equaled his career high with seven tackles, including his first career sack, against Ole Miss. Geathers came off the bench to equal his career high with four tackles at Kentucky, including his first career sack and two tackles for loss. Also, Geathers blocked a PAT against Florida Atlantic to add to the frontline's threat.

Jenkins had a standout performance at #6 South Carolina where he had a career-high eight tackles and blocked the first field goal of his career. Versus Tennessee, he recovered a fumble late in the final period with the Volunteers attempting to tie the game. Smith leads this group with 35 tackles.

True Freshmen Specialists

Punter **Collin Barber** of Cartersville, Ga., and place-kicker **Marshall Morgan** of Ft. Lauderdale, Fla., have replaced a couple of Bulldogs who are currently NFL starters (Drew Butler-Pittsburgh, Blair Walsh-Minnesota). Morgan has 55 points on the year. He has hit 6-of-9 field goals (including hitting both from 50+) and connected on 37-of-41 extra points.

Barber lifted a 57-yard punt on his first try against Buffalo and is averaging 40.4 yards this year with a career-long punt of 60 yards versus Ole Miss. This season is the first since 1985 that Georgia opened with a punter and placekicker without any collegiate experience. That year, punter Cris Carpenter and placekicker Steve Crumley were redshirt freshman.

The Return Men

Georgia has featured a couple of newcomers returning kickoffs and punts in 2012. Earlier in the year, freshman TB **Todd Gurley** was the primary kickoff returner. He tied a school, SEC and NCAA record with a 100-yard kickoff return for a touchdown in the first quarter versus Buffalo. His record return came on the third time he touched the ball as a collegiate player. This was the first time the Bulldogs have had a 100-yard return since Brandon Boykin accomplished the feat versus Kentucky in 2010. Boykin had three of them in his career. Gurley still leads the SEC in kickoff return average at 34.7. However, sophomore **Malcolm Mitchell** now has 11 kickoff returns for 236 yards (21.5 avg.) and 10 punt returns for 50 yards (5.0 avg.).

Another of Georgia's punt returners is junior **Rhett McGowan**. He has five returns for 61 yards and is one of four Bulldogs to return punts this season along with Mitchell.

Two regulars on offense who have made significant contributions on special teams are senior running back **Richard Samuel** and sophomore FLK **Chris Conley**. Samuel thwarted Missouri's fake punt attempt in the fourth quarter. Samuel shed his block and tackled Tiger punter Trey Barrow to give the Bulldogs the ball at the Missouri 38 yard line. Conley blocked a Buffalo punt to set up a 35-yard field goal. Conley had one catch versus Kentucky that resulted in a touchdown.

Dog Tracks

STARTING STREAKS

OFFENSE	2012	2011	2010	2009	2008	Total	Cons.
David Andrews, C	9	0	n/a	n/a	n/a	9	9
Michael Bennett, FLK	3/inj	4	RS	n/a	n/a	7	-
Marlon Brown, SE	6/inj	5	0	0	n/a	11	5
Chris Burnette, OG	9	12	RS	n/a	n/a	21	18
Kenarious Gates, OG/OT	9	9	3	n/a	n/a	21	15
Todd Gurley, TB	8	n/a	n/a	n/a	n/a	8	8
Merritt Hall, FB	6	RS	n/a	n/a	n/a	6	-
Tavarres King, SE	7	13	5	9	RS	34	-
Dallas Lee, OG	9	7	0	RS	n/a	16	9
Arthur Lynch, TE	8	1	RS	1	n/a	10	1
Ken Malcome, TB	1	2	RS	n/a	n/a	3	-
&Malcolm Mitchell, SE	2	9	n/a	n/a	n/a	11	-
+Corey Moore, SS	1	0	n/a	n/a	n/a	1	1
Aaron Murray, QB	9	14	13	RS	n/a	36	36
Alexander Ogletree, FB	1	1	0	n/a	n/a	2	1
!Richard Samuel IV, TB	0	3	RS	6	0	9	-
^Branden Smith, TB	0	1	1	1	n/a	3	-
John Theus, RT	9	n/a	n/a	n/a	n/a	9	9
Rantavious Wooten, FLK	2	0	0	3	n/a	5	-

DEFENSE	2012	2011	2010	2009	2008	Total	Cons.
Devin Bowman, CB	1	RS	n/a	n/a	n/a	1	-
Sanders Commings, CB	7	14	9	0	RS	30	7
Kwame Geathers, N	2	3	0	RS	n/a	5	-
Mike Gilliard, ILB	6	11	0	0	n/a	17	-
Amarlo Herrera, ILB	7	8	n/a	n/a	n/a	15	1
John Jenkins, N	9	7	n/a	n/a	n/a	16	12
Jordan Jenkins, OLB	3	n/a	n/a	n/a	n/a	3	-
Abry Jones, DE	6/inj	14	6	0	n/a	26	-
Jarvis Jones, OLB	7	14	RS	0 (USC)	n/a	21	2
&Malcolm Mitchell, CB	3	0	n/a	n/a	n/a	3	-
Connor Norman, FS	2	0	RS	n/a	n/a	2	-
&Alec Ogletree, ILB	4	8	5	n/a	n/a	17	3
Bacarri Rambo, FS	5	13	13	0	RS	31	5
Christian Robinson, ILB	0	4	11	0	RS	15	-
^Branden Smith, CB	7	7	8	0	n/a	22	1
Garrison Smith, DE	3	2	0	n/a	n/a	5	2
Damian Swann, CB	9	1	n/a	n/a	n/a	10	9
Chase Vasser, OLB	2	3	0	RS	n/a	5	-
Cornelius Washington, OLB	7	6	8	1	RS	22	1
Shawn Williams, FS	9	13	3	0	n/a	25	16

^ - Smith has started three games at RB and sees time on offense, but is normally a CB

! - Samuel is back at running back after redshirting during the 2010 season while he learned the linebacker position on defense

% - Alec Ogletree also started one game at WR during the 2010 season

& - Mitchell played SE as a freshman and has started at both SE and CB during his sophomore season in 2012

+ - Moore lined up as a receiver to start the game versus Ole Miss in 2012

Note: Some starts were at other positions and include bowl games. RS=Redshirted; n/a=not at UGA yet; inj=injured

Bulldog Captains In 2012

BU: A. Murray, S. Williams, A. Jones, T. Frix

UM: Murray, T. King, J. Jones, K. Vavlas

FAU: M. Brown, J. Jones, J. Jenkins, R. Samuel

VU: Murray, C. Burnette, A. Jones, C. Moore

UT: Brown, A. Jones, J. Jones, C. Norman

SC: Murray, K. Gates, S. Commings, C. Robinson

UK: Burnette, Jenkins, A. Jones, *J. Harvey-Clemons

UF: Burnette, Murray, C. Washington, Norman

OM: D. Andrews, J. Jones, Washington, Vavlas

AU: TBA

*Josh Harvey-Clemons was the first true freshman captain since Rennie Curran in 2007.

Making Their First Starts

Georgia has had nine first-time starters, including five true freshmen this year. Versus Buffalo, true freshman RT **John Theus**, sophomore C **David Andrews** and redshirt freshman FB **Merritt Hall** got the nod while redshirt sophomore FS **Connor Norman** and redshirt freshman CB **Devin Bowman** lined up on defense to start things off. True freshman **Marshall Morgan** kicked off to start the game and kicked the extra points against the Bulls.

At Missouri, true freshman TB **Todd Gurley** got the first start of his career. Fellow true freshman OLB **Jordan Jenkins** got his first career start for the Bulldogs against Florida Atlantic. Sophomore SS **Corey Moore** lined up at receiver to start the Ole Miss game.

The True Freshman Experience

RT **John Theus**, TB **Keith Marshall**, TB **Todd Gurley**, PK **Marshall Morgan**, OLB **Jordan Jenkins**, FB **Quayvon Hicks**, TE **Ty Flournoy-Smith**, CB **Sheldon Dawson**, SS **Josh Harvey-Clemons**, OLB **James DeLoach**, P **Collin Barber**, OLB **Josh Dawson** and C **Preston Mobley** were the 13 true freshmen to play for the Bulldogs in the first game. This marks the most true freshmen to play in the season opener in the Richt era. The previous high was 11 in 2008.

UGA is tied for sixth nationally with its 13 true freshmen who have played.

2012 Game-By-Game Starters

Game	SE	LT	LG	C	RG	RT	TE	FLK	QB	TB	Multiple
Buffalo	Bennett	Gates	Lee	Andrews	Burnette	Theus	Lynch	King	Murray	Malcome	Hall (FB)
@ Missouri	Bennett	Gates	Lee	Andrews	Burnette	Theus	Lynch	King	Murray	Gurley	Hall (FB)
Florida Atlantic	Brown	Gates	Lee	Andrews	Burnette	Theus	Lynch	King	Murray	Gurley	Wooten (FLK)
Vanderbilt	Bennett	Gates	Lee	Andrews	Burnette	Theus	Lynch	King	Murray	Gurley	Hall (FB)
Tennessee	Brown	Gates	Lee	Andrews	Burnette	Theus	Lynch	Mitchell (SE)	Murray	Gurley	Wooten (FLK)
@ #6 South Carolina	Brown	Gates	Lee	Andrews	Burnette	Theus	Lynch	King	Murray	Gurley	Hall (FB)
@ Kentucky	Brown	Gates	Lee	Andrews	Burnette	Theus	Lynch	King	Murray	Gurley	Hall (FB)
vs. #3 Florida	Brown	Gates	Lee	Andrews	Burnette	Theus	Mitchell	King	Murray	Gurley	Hall (FB)
Ole Miss	Brown	Gates	Lee	Andrews	Burnette	Theus	Lynch	Moore	Murray	Gurley	Ogletree
@ Auburn											
Consecutive	5	15	9	9	18	9	1	1	36	8	1
Career	11	21	16	9	21	9	10	1	36	8	2

Game	DE	N	DE	OLB	ILB	ILB	OLB	CB	SS	FS	CB
Buffalo	Washington	Jenkins	A. Jones	J. Jones	Gilliard	Herrera	Bowman (CB)	Swann	Williams	Norman	Smith
@ Missouri	Washington	Jenkins	A. Jones	J. Jones	Gilliard	Herrera	Mitchell (CB)	Swann	Williams	Norman	Smith
Florida Atlantic	Washington	Jenkins	A. Jones	Jor. Jenkins	Gilliard	Herrera	Mitchell (CB)	Swann	Williams	Commings	Smith
Vanderbilt	Washington	Jenkins	A. Jones	J. Jones	Gilliard	Herrera	Mitchell (CB)	Swann	Williams	Commings	Smith
Tennessee	Geathers	Jenkins	Smith	J. Jones	Gilliard	Ogletree	Vasser	Swann	Williams	Rambo	Commings
@ #6 South Carolina	Washington	Jenkins	A. Jones	J. Jones	Smith (CB)	Herrera	Vasser	Swann	Williams	Rambo	Commings
@ Kentucky	Washington	Jenkins	A. Jones	Jor. Jenkins	Ogletree	Herrera	Smith (CB)	Swann	Williams	Rambo	Commings
vs. #3 Florida	Jenkins	Geathers	G. Smith	Jor. Jenkins	Ogletree	Gilliard	J. Jones	Swann	Williams	Rambo	Commings
Ole Miss	Washington	Jenkins	G. Smith	Smith (CB)	Ogletree	Herrera	J. Jones	Swann	Williams	Rambo	Commings
@ Auburn											
Consecutive	1	12	2	1	3	1	2	9	15	5	7
Career	22	16	5	22	17	15	21	10	25	31	30

Dog Tracks

2012 SCORING NUMBERS

Scoring Drives

43 TDs by the Offense, 1 TD by the Special Teams, 1 TD by the Defense

TD DRIVES

	TD PLAY	DRIVE
0-10 yards:	21	2
11-20 yards:	2	1
21-30 yards:	4	0
31-40 yards:	5	0
41-50 yards:	2	3
51-60 yards:	3	4
61-70 yards:	4	6
71-80 yards:	2	17
81-90 yards:	0	7
91-99 yards:	0	3
Average:	24.3 yds.	68.2 yds.
Shortest:	1 yd. (5x)	1 yd. (UM)
Longest:	75 yds. (UT)	97 yds. (UK)

NUMBER OF PLAYS ON TD SCORING DRIVES

1:-----	3
2:-----	2
3:-----	6
4:-----	3
5:-----	5
6:-----	7
7:-----	7
8:-----	3
9:-----	1
10:-----	1
11:-----	1
12:-----	3
13:-----	1

Avg: 6.0 plays

TD DRIVE POSS. TIMES

0:00-0:30	3
00:31-1:00	3
1:01-2:00	12
2:01-3:00	13
3:01-4:00	7
4:01-5:00	2
5:01-6:00	2
6:00-7:00	1
7:00+	0

Average: 2:22

Quickest: 0:05

(1 play, 1 yard @ UM)

Longest: 6:06

(13 plays, 84 yards vs. UT)

Taking It To The House

Here are the four *100-yard kickoff returns in school history:

- 2012: Todd Gurley vs. Buffalo
- 2010: Brandon Boykin @ Kentucky
- 2009: Boykin @ Tennessee
- 2009: Boykin vs. South Carolina

* - these 100-yard kickoff returns tie the school, SEC and NCAA records; there have only been two 100-yard plays by Georgia players in Sanford Stadium history with Gurley and Boykin's returns

Inside the Red Zone

	Inside 20	TD%	Score%	TD (Rush/Pass)	FG	*No Points
UGA	32 times	72%	81%	23 (15-R, 8-P)	3	6 (C, 2 TO, 2 D, MFG)
Opp.	32 times	50%	78%	16 (8-R, 8-P)	9	7 (4 TO, 2 MFG, BFG)

*No Points due to: BFG=Blocked FG; MFG=Missed FG; TO=Turnover; D=Downs; C=Clock Expired (took a knee); P=Punt.

Georgia's Red Zone Offense

UB: 3-for-4 (2 TDs, 1 FG, 1 C)

UM: 5-for-5 (5 TDs)

FAU: 4-for-5 (4 TDs, 1 TO)

VU: 4-for-4 (4 TDs)

UT: 3-for-3 (3 TDs)

SC: 1-for-2 (1 TD, 1 D)

UK: 3-for-4 (2 TDs, 1 FG, 1 D)

Georgia's Red Zone Offense

UF: 2-for-4 (1 TD, 1 FG, 1 MFG, 1 TO)

OM: 1-for-1 (TD)

AU:

GS:

GT:

Opponent's Red Zone

UB: 4-for-4 (3 TDs, 1 FG)

UM: 2-for-3 (2 FGs, 1 TO)

FAU: 1-for-1 (1 TD)

VU: 1-for-3 (FG, MFG, TO)

UT: 5-for-6 (4 TDs, FG, MFG)

SC: 4-of-5 (4 TDs, 1 BFG)

UK: 4-for-4 (3 TDs, 1 FG)

Opponent's Red Zone

UF: 2-for-4 (2 FGs, 2 TOs)

OM: 2-for-2 (TD, FG)

AU:

GS:

GT:

Points Off Turnovers

For the year, the Bulldogs have a +4 turnover margin. Georgia has scored 44 points off 19 turnovers while its opponents have tallied 49 points off 15 Bulldog miscues.

The Bulldogs have had three games with no turnovers (Buffalo, Vanderbilt and Kentucky).

Buffalo (W, 45-23): No turnovers.

Missouri (W, 41-20): UGA got 14 points off three turnovers; UM got three points off two turnovers.

Florida Atlantic (W, 56-20): UGA got 14 points off two turnovers; FAU got 13 points off four turnovers.

Vanderbilt (W, 48-3): UGA got no points off one turnover; the Bulldogs had no turnovers.

Tennessee (W, 51-44): UGA got 6 points off four turnovers (ran out the clock to win the game on the last one); the Vols got 20 off three turnovers.

#6 South Carolina (L, 35-7): South Carolina had no turnovers; the Gamecocks got 7 points off one turnover.

Kentucky (W, 29-24): No turnovers.

#3 Florida (W, 17-9): UGA got 10 points off six turnovers*, the Gators got 6 points off three turnovers.

Ole Miss (W, 37-10): UGA got no points off three turnovers, the Rebels got no points off two turnovers.

*The last time the Bulldogs forced six turnovers was against #10 Hawai'i in the 2008 Sugar Bowl; UGA won that matchup 41-10

The Big Plays in 2012

The Bulldogs have had 48 plays which covered 25+ yards while their opponents have had 29.

GAME 1: Georgia vs. Buffalo

Georgia: 6 plays; Longest: 100-yard TD KOR (Todd Gurley)

UB: 5 plays; Longest: 38-yard pass (Alex Gordich to Jimmy Gordon)

GAME 2: Georgia @ Missouri

Georgia: 4 plays; Longest: 44-yard rush (Todd Gurley)

UM: 3 plays; Longest: 69-yard TD pass (James Franklin to L'Damian Washington)

GAME 3: Georgia vs. Florida Atlantic

Georgia: 13 plays; Longest: 67-yard TD pass (Aaron Murray to Michael Bennett)

FAU: 3 plays; Longest: 48-yard pass (Graham Wilbert to William Dukes)

GAME 4: Georgia vs. Vanderbilt

Georgia: 5 plays; Longest: 58-yard pass (Aaron Murray to Marlon Brown)

VU: 4 plays; Longest: 60-yard pass (Jordan Rogers to Chris Boyd)

GAME 5: Georgia vs. Tennessee

Georgia: 6 plays; Longest: 75-yard TD rush (Keith Marshall)

UT: 3 plays; Longest: 62-yard pass (Tyler Bray to Mychal Rivera)

GAME 6: Georgia @ #6 South Carolina

Georgia: 2 plays; Longest: 48-yard KOR (Malcolm Mitchell)

SC: 3 plays; Longest: 70-yard TD punt return (Ace Sanders)

GAME 7: Georgia @ Kentucky

Georgia: 4 plays; Longest: 66-yard TD pass (Aaron Murray to Tavarres King)

UK: 4 plays; Longest: 34-yard kickoff return (DeMarcus Sweat)

GAME 8: Georgia vs. #3 Florida

Georgia: 1 play; Longest: 45-yard TD pass (Aaron Murray to Malcolm Mitchell)

UF: 3 plays; Longest: 31-yard interception return (Matt Elam)

GAME 9: Georgia vs. Ole Miss

Georgia: 7 plays; Longest: 66-yard TD pass (Aaron Murray to Marlon Brown)

OM: 1 play; Longest: 51-yard pass (Bo Wallace to Ferbia Allen)

Bulldog Assistant Coaches

Rodney GarnerAsst. Head Coach/Recr. Coord./Def. Line

***Mike Bobo** Offensive Coord./Quarterbacks

Todd Grantham Assoc. Head Coach/Defensive Coord./OLB

***Tony Ball** Wide Receivers

Will Friend Offensive Line

***Scott Lakatos** Secondary

John Lilly Tight Ends

Bryan McClendon Running Backs

***Kirk Olivadotti** Inside Linebackers

Joe Tereshinski Dir. Strength & Conditioning

Support Staff/Grad. Assistant Coaches: **Jonathan Batson, Dan**

Inman, Mike Kelly, Mike Macdonald

* - in press box on game day, rest on field

Coaching Duties for Special Teams

Punt Cov.: John Lilly; **Punt Returns:** Bryan McClendon; **KO**

Returns: Tony Ball; **Block:** Rodney Garner

Single Game Career Highs

RUNNING BACKS	ATT. (G)	YDS. (G)	TDs (G)	LG (G)	100-yd Games
Todd Gurley	27 (UF12)	130 (2x/UT12)	3 (UT12)	55TD (UB12)	6
Merritt Hall	1 (UB12)	5 (UB12)	-	5 (UB12)	-
Brandon Harton	23 (UK11)	101 (UK11)	1 (NMS11)	27 (NMS11)	1
Kyle Karempelis	13 (NMS11)	63 (NMS11)	-	20 (NMS11)	-
Ken Malcome	12 (2x/MSU12)	46 (FAU12)	1 (2x/SC12)	30 (VU12)	-
Keith Marshall	12 (2x/SC12)	164 (UT12)	2 (2x/UT12)	75TD (UT12)	2
Richard Samuel IV	20 (OS09)	104 (ARK09)	1 (4x/UF11)	80TD (ARK09)	1

Others - - - - -

Christian LeMay, QB	7 (FAU12)	36 (UB12)	1 (FAU12)	21 (UB12)	-
Hutson Mason, QB	2 (3x/NMS11)	5 (2x/ISU10)	1 (CC11)	10 (ISU10)	-
Malcolm Mitchell, SE	1 (7x/SC12)	20 (GT11)	-	20 (GT11)	-
^Aaron Murray, QB	14 (ARK10)	42 (2x/UF11)	2 (2x/FAU12)	35TD (UT10)	-
Alexander Ogletree, FB	2 (VU10)	21 (GT11)	-	21 (GT11)	-
Branden Smith, CB	5 (GT11)	72 (TTU09)	1 (2x/TTU09)	61 (USC09)	-
Tavarres King, FLK	1 (2x/NMS11)	3 (SC11)	-	3 (SC11)	-
Rantavious Wooten, FLK	3 (ISU10)	24 (FAU12)	-	24 (FAU12)	-

^ - ran in for a two-point conversion versus UF (2010)

QUARTERBACKS	ATT. (G)	COMP. (G)	YDS. (G)	TDs (G)	LG (G)	INT (G)
Christian LeMay	2 (FAU12)	1 (FAU12)	43 (FAU12)	-	43 (FAU12)	1 (FAU12)
Hutson Mason	11 (LSU11)	8 (NMS11)	131 (NMS11)	1 (3x/NMS11)	46 (NMS11)	-
Aaron Murray	40 (LSU11)	30 (UK12)	427 (UK12)	*5 (NMS11)	75 (VU11)	3 (3x/UF12)
Parker Welch	2 (VU12)	1 (2x/VU12)	20 (CC11)	-	20 (CC11)	-

Others - - - - -

Rantavious Wooten, FLK

1 (UB12)

* - Murray's five TDs vs. NMS tied a school record (all came in the second quarter)

RECEIVERS/TE	REC. (G)	YDS. (G)	TDs (G)	LG (G)	100-yd Games
Michael Bennett	8 (UM12)	110 (FAU12)	2 (UT12)	67TD (FAU12)	1
Taylor Bradberry	1 (CC11)	13 (CC11)	-	13 (CC11)	-
Marlon Brown	8 (UM12)	121 (VU11)	2 (2x/UM12)	75 (VU11)	4
Chris Conley	5 (NMS11)	126 (NMS11)	1 (3x/UK12)	47 (NMS11)	1
Tavarres King	9 (UK12)	205 (MSU12)	2 (2x/UK12)	80TD (MSU12)	5
Arthur Lynch	3 (2x/UT12)	75 (UT12)	1 (2x/UK12)	38 (UT12)	-
Rhett McGowan	4 (NMS11)	51 (NMS11)	1 (NMS11)	23 (NMS11)	-
Malcolm Mitchell	9 (UK12)	126 (UT11)	1 (6x/OM12)	71 (UT11)	2
Alexander Ogletree	2 (2x/OM12)	13 (UF12)	-	10 (UF12)	-
Jay Rome	3 (OM12)	27 (OM12)	-	21 (UT12)	-
Justin Scott-Wesley	1 (FAU12)	43 (FAU12)	-	43 (FAU12)	-
Rantavious Wooten	4 (2x/SC12)	64 (UK09)	2 (UK09)	43 (UK09)	-

Others - - - - -

Todd Gurley, TB	3 (UK12)	23 (3x/OM12)	-	23 (OMF12)	-
Merritt Hall, FB	1 (2x/UF12)	10 (UF12)	-	12 (SC12)	-
Brandon Harton, TB	2 (NMS11)	14 (NMS11)	-	9 (NMS11)	-
Ken Malcome, TB	1 (2x/MSU12)	17 (LSU11)	-	17 (LSU11)	-
Keith Marshall, TB	2 (2x/OM12)	15 (2x/OM12)	-	16 (VU12)	-
^Aaron Murray, QB	1 (MSU12)	-3 (MSU12)	-	-	-
Richard Samuel IV, RB	3 (USC09)	31 (OM11)	-	25 (OM11)	-
Branden Smith, CB	2 (GT11)	26 (VU11)	-	26 (VU11)	-

^ - caught one of his own passes

TACKLES

Bulldog, Pos.	Solo (G)	Assist (G)	Total	10+
Devin Bowman, CB	1 (2x/UK12)	1 (3x/OM12)	2 (UB12)	-
Corey Campbell, ILB	1 (NMS11)	1 (4x/UM12)	1 (4x/UM12)	-
Sanders Commings, CB	7 (2x/UK12)	3 (3x/UK11)	9 (UK12)	-
Josh Dawson, OLB	1 (2x/VU12)	1 (2x/VU12)	2 (2x/VU12)	-
Sheldon Dawson, CB	2 (2x/FAU12)	1 (3x/OM12)	3 (UM12)	-
Marc Deas, S	-	1 (4x/UM12)	1 (4xUM12)	-
James DeLoach, OLB	-	1 (FAU12)	1 (FAU12)	-
Ray Drew, OLB	1 (6x/OM12)	2 (2x/UB12)	3 (VU11)	-
Reuben Faloughi, OLB	-	2 (BS11)	2 (BS11)	-
Ty Frix, SN	1 (4x/LSU11)	1 (2x/OM12)	1 (6x/OM12)	-
Kwame Geathers, N	3 (GT11)	3 (UL10)	4 (3x/UK12)	-
Michael Gilliard, ILB	6 (2x/FAU12)	6 (UT11)	12 (UT11)	1
Josh Harvey-Clemons, SS	1 (FAU12)	2 (FAU12)	3 (FAU12)	-
Amarlo Herrera, ILB	7 (SC12)	8 (UM12)	11 (SC12)	2
John Jenkins, N	5 (SC12)	5 (UB12)	8 (SC12)	-
Jordan Jenkins	3 (SC12)	2 (2x/FAU12)	4 (UM12)	-
Abry Jones, DE	5 (GT10)	11 (GT10)	16 (GT10)	1
Jarvis Jones, OLB	12 (UF12)	6 (UT12)	13 (UF12)	2
Malcolm Mitchell, CB	5 (UM12)	1 (2x/VU12)	6 (UM12)	-

TACKLES

Bulldog, Pos.	Solo (G)	Assist (G)	Total	10+
Corey Moore, CB	1 (2x/FAU12)	2 (UK12)	2 (2x/UK12)	-
Connor Norman, SS	3 (NMS11)	5 (UM12)	6 (UM12)	-
Alec Ogletree, SS	12 (MSU12)	8 (2x/UK12)	14 (UT12)	6
Bacarri Rambo, SS	10 (UF10)	6 (2x/UK12)	14 (UF10)	3
Christian Robinson, ILB	6 (MSU12)	9 (BS11)	13 (BS11)	2
Blake Sailors, CB	2 (3x/MSU12)	2 (UM12)	3 (2x/UM12)	-
Branden Smith, CB	4 (UB12)	3 (VU09)	5 (2x/BS11)	-
Garrison Smith, DE	4 (GT11)	4 (2x/OM12)	7 (2x/OM12)	-
T.J. Stripling, OLB	2 (FAU12)	1 (4x/OM12)	3 (FAU12)	-
Damian Swann, CB	5 (2x/UT12)	5 (UK12)	8 (UB12)	-
Mike Thornton, N	1 (NMS11)	1 (CC11)	1 (2x/NMS11)	-
Chase Vasser, OLB	4 (FAU12)	2 (2x/SC12)	7 (FAU12)	-
Kosta Vavlas, ILB	3 (UT11)	2 (3x/VU12)	4 (2x/VU12)	-
Cornelius Washington, OLB	6 (USC10)	4 (UT12)	7 (USC10)	-
Shawn Williams, FS	7 (3x/FAU12)	6 (UK12)	12 (FAU12)	2
Ramik Wilson, ILB	1 (3x/VU12)	2 (UB12)	2 (3x/UB12)	-

* - the following offensive players have tackles after turnovers or on special teams: Collin Barber, Michael Bennett, Taylor Bradberry, Michael Erdman, Kenarious Gates, Todd Gurley, Tavarres King, Malcolm Mitchell, Marshall Morgan, Jamie Lindley (PK), Arthur Lynch, Alexander Ogletree, Richard Samuel (LB in 2009), John Theus

2012 GEORGIA FOOTBALL STATISTICS

PUNT RETURNS

	No.	Yds	Avg	TD	Long
Malcolm Mitchell	10	50	5.0	0	22 VU
Rhett McGowan	5	61	12.2	0	23 FAU
Damian Swann	5	37	7.4	0	30 UB
Chris Conley	1	9	9.0	0	0 UB
Total	21	157	7.5	0	30 UB
Opponents	12	147	12.2	1	70 SC

INTERCEPTIONS

	No.	Yds	Avg	TD	Long
Damian Swann	2	15	7.5	0	15 UF
Sanders Commings	2	0	0.0	0	0 UT
Amarlo Herrera	1	35	35.0	1	35 FAU
Jarvis Jones	1	21	21.0	0	21 MIZ
Bacarri Rambo	1	10	10.0	0	10 UF
Alec Ogletree	1	0	0.0	0	0 OM
Total	8	81	10.1	1	35 FAU
Opponents	8	130	16.2	2	42 FAU

KICK RETURNS

	No.	Yds	Avg	TD	Long
Malcolm Mitchell	11	236	21.5	0	48 SC
Todd Gurley	7	243	34.7	1	100 UB
Merritt Hall	4	42	10.5	0	14 UB
Richard Samuel IV	1	10	10.0	0	10 UT
Kyle Karempelis	1	2	2.0	0	2 UB
Total	24	533	22.2	1	100 UB
Opponents	36	726	20.2	0	43 VU

FUMBLE RETURNS

	No.	Yds	Avg	TD	Long
Damian Swann	2	49	24.5	0	53 OM
Amarlo Herrera	1	0	0.0	0	0 MIZ
Total	3	49	16.3	0	53 OM
Opponents	1	4	4.0	0	4 OM

ALL PURPOSE

	GP-GS	Rush	Rec	Ret	Tot	Avg/G
Todd Gurley	9-8	857	80	243	1180	131.1
Malcolm Mitchell	8-5	1	358	286	645	80.6
Keith Marshall	9-0	520	52	0	572	63.6
Tavarres King	9-7	0	551	0	551	61.2
Marlon Brown	8-6	0	469	0	469	58.6
Michael Bennett	5-3	0	345	0	345	69.0
Ken Malcome	7-1	227	0	0	227	32.4
Arthur Lynch	9-8	0	211	0	211	23.4
Rantavious Wooten	9-2	24	154	0	178	19.8
Rhett McGowan	9-0	0	62	61	123	13.7
Chris Conley	9-0	0	84	9	93	10.3
Richard Samuel IV	9-0	57	0	10	67	7.4
Jay Rome	9-0	0	63	0	63	7.0
Merritt Hall	8-6	10	9	42	61	7.6
Damian Swann	9-9	0	0	52	52	5.8
Christian LeMay	3-0	50	0	0	50	16.7
Justin Scott-Wesley	4-0	0	43	0	43	10.8
Amarlo Herrera	9-7	0	0	35	35	3.9
Alexander Ogletree	3-1	8	25	0	33	11.0
Jarvis Jones	7-7	0	0	21	21	3.0
Brandon Harton	3-0	15	0	0	15	5.0
Bacarri Rambo	5-5	0	0	10	10	2.0
Kyle Karempelis	8-0	0	0	2	2	0.2
TEAM	9-0	-10	0	0	-10	-1.1
Aaron Murray	9-9	-51	0	0	-51	-5.7
Total	9	1708	2506	771	4985	553.9
Opponents	9	1296	1776	1003	4075	452.8

PUNTING

	No.	Yds	Avg	Long	TB	FC	I20	Bik
Collin Barber	42	1698	40.4	60	3	18	11	0
Adam Erickson	7	259	37.0	46	3	3	4	0
Total	49	1957	39.9	60	6	21	15	0
Opponents	58	2370	40.9	62	1	19	15	2

DEFENSE

	GP-GS	Solo	Ast	Tot	TFL/Yds	Sacks/Yds	Int/Yds	PBU	OBP
Shawn Williams	9-9	37	24	61	5.0-8	1.0-1	.	4	1
Amarlo Herrera	9-7	30	31	61	2.0-3	.	1-35	2	1
Jarvis Jones	7-7	34	18	52	15.0-89	8.5-69	1-21	2	23
Alec Ogletree	5-4	19	31	50	3.5-14	1.0-4	1-0	5	4
Michael Gilliard	9-6	18	24	42	2.0-2	.	.	1	2
Damian Swann	9-9	23	16	39	3.5-15	2.0-12	2-15	4	3
Bacarri Rambo	5-5	22	15	37	1.0-12	1.0-12	1-10	.	1
Garrison Smith	9-3	14	21	35	1.0-5	1.0-5	.	.	5
Sanders Commings	7-7	27	6	33	.	.	2-0	1	1
John Jenkins	9-9	12	16	28	1.0-2	.	.	1	10
Kwame Geathers	9-2	10	12	22	4.0-14	1.0-6	.	.	5
Branden Smith	9-7	15	5	20	.	.	.	7	.
Jordan Jenkins	9-3	13	7	20	6.0-17	3.0-12	.	1	16
Christian Robinson	9-0	8	12	20	1.5-2	.	.	.	1
Cornelius Washington	9-7	8	12	20	3.0-5	0.5-1	.	1	10
Chase Vasser	5-2	12	7	19	4.0-11	.	.	.	6
Abry Jones	7-6	6	11	17	1.0-1	.	.	.	5
Connor Norman	9-2	5	10	15
Malcolm Mitchell	8-5	10	2	12	.	.	.	3	.
Sheldon Dawson	9-0	6	3	9
Kosta Vavlas	9-0	6	3	9
Josh Harvey-Clemons	9-0	1	7	8	1.0-2	.	.	1	.
Corey Moore	9-1	1	7	8
Ray Drew	8-0	3	4	7	1
Blake Sailors	9-0	2	4	6
T.J. Stripling	9-0	2	4	6	1.0-9	1.0-9	.	.	1
Devin Bowman	8-1	2	3	5
Josh Dawson	8-0	2	2	4	1.5-2	.	.	.	2
Ramik Wilson	6-0	1	2	3
Ty Frix	9-0	.	2	2
Collin Barber	9-0	1	.	1
Jamie Lindley	8-0	1	.	1
Marshall Morgan	9-0	1	.	1
Richard Samuel IV	9-0	1	.	1
Corey Campbell	6-0	.	1	1
Marc Deas	9-0	.	1	1
James DeLoach	8-0	.	1	1
Mike Thornton	9-0	1
Total	9	359	324	683	57-213	20-131	8-81	33	99

CAUSED FUMBLES (13): Jarvis Jones (5); Swann (2); Jordan Jenkins (1); Rambo (1); Robinson (1); Stripling (1); Vasser (1); Vavlas (1).

FUMBLE RECOVERIES (10): Jarvis Jones (2); Swann (2); Herrera (1); John Jenkins (1); Jordan Jenkins (1); Mitchell (1); Rambo (1); Washington (1).

BLOCKED KICKS (4): Geathers (1 – PAT vs. FAU); Conley (1 – punt vs. UB); Deas (1 – punt vs. UT); John Jenkins (1 – FG vs. SC).

SCORING

	TD	FGs	PATs				DKP	Saf	Points
			Kick	Rush	Rcv	Pass			
Todd Gurley	11	0-0	0-0	0-0	0	0-0	0	0	66
Marshall Morgan	0	6-9	37-41	0-0	0	0-0	0	0	55
Tavarres King	6	0-0	0-0	0-0	0	0-0	0	0	36
Keith Marshall	5	0-0	0-0	0-0	0	0-0	0	0	30
Michael Bennett	4	0-0	0-0	0-0	1	0-0	0	0	26
Marlon Brown	4	0-0	0-0	0-0	1	0-0	0	0	26
Aaron Murray	3	0-0	0-0	0-0	0	2-3	0	0	18
Malcolm Mitchell	2	0-0	0-0	0-0	0	0-0	0	0	12
Arthur Lynch	2	0-0	0-0	0-0	0	0-0	0	0	12
Rantavious Wooten	2	0-0	0-0	0-0	0	0-0	0	0	12
Ken Malcome	2	0-0	0-0	0-0	0	0-0	0	0	12
Chris Conley	1	0-0	0-0	0-0	0	0-0	0	0	6
Amarlo Herrera	1	0-0	0-0	0-0	0	0-0	0	0	6
Alexander Ogletree	1	0-0	0-0	0-0	0	0-0	0	0	6
Christian LeMay	1	0-0	0-0	0-0	0	0-0	0	0	6
TEAM	0	0-0	0-0	0-1	0	0-0	0	1	2
Total	45	6-9	37-41	0-1	2	2-3	0	1	331
Opponents	23	10-14	20-23	0-0	0	0-0	0	0	188

CONSECUTIVE PAT KICKS MADE: Morgan, 8; Georgia, 8; Opponents, 12.

FIELD GOALS

	FGM-FGA	Pct	01-19	20-29	30-39	40-49	50-99	Lg	Bik
Marshall Morgan	6-9	66.7	0-0	2-2	1-2	1-3	2-2	52 MIZ	0
Totals	6-9	66.7	0-0	2-2	1-2	1-3	2-2	52 MIZ	0
Opponents	10-14	71.4	1-1	3-4	5-6	0-2	1-1	50 UF	0

2012 GEORGIA FOOTBALL STATISTICS

GAME-BY-GAME INDIVIDUAL DEFENSIVE STATISTICS

Tackles	S-A	Tot	UB	MIZ	FAU	VU	UT	SC	UK	UF	OM	AU	GSU	GT
Shawn Williams	37-24	61	4-1	4-4	7-5	3-1	3-3	4-2	4-6	5-1	3-1			
Amarlo Herrera	30-31	61	2-3	2-8	6-1	6-2	2-4	7-4	1-2	2-4	2-3			
Jarvis Jones	34-18	52	6-2	6-3	DNP	4-3	2-6	2-2	DNP	12-1	2-1			
Alec Ogletree	19-31	50	DNP	DNP	DNP	DNP	6-8	3-5	3-8	2-4	5-6			
M. Gilliard	18-24	42	2-5	1-2	6-3	2-4	1-2	2-1	0-3	3-3	1-1			
Damian Swann	23-16	39	5-3	3-3	2-2	2-0	5-1	1-1	2-5	1-0	2-1			
Bacarri Rambo	22-15	37	DNP	DNP	DNP	DNP	3-6	6-0	4-6	4-1	5-2			
Garrison Smith	14-21	35	2-4	0-2	0-2	1-1	3-3	1-1	1-2	3-2	3-4			
S. Commings	27-6	33	DNP	DNP	3-1	4-0	4-1	1-0	7-2	4-1	4-1			
John Jenkins	12-16	28	1-5	4-1	1-0	0-2	0-1	5-3	1-2	0-1	0-1			
Kwame Geathers	10-12	22	0-2	1-0	1-2	0-1	2-1	2-2	2-2	1-1	1-1			
Branden Smith	15-5	20	4-0	1-0	2-0	2-2	1-2	-	-	2-0	3-1			
Jordan Jenkins	13-7	20	2-0	2-2	1-2	2-0	1-0	3-0	1-1	1-1	0-1			
C. Robinson	8-12	20	1-4	3-5	-	0-1	0-1	1-0	-	2-0	1-1			
C. Washington	8-12	20	2-2	3-2	-	-	0-4	1-1	1-1	1-1	0-1			
Chase Vasser	12-7	19	DNP	DNP	4-3	2-2	2-0	1-2	3-0	DNP	DNP			
Abry Jones	6-11	17	2-2	1-1	2-1	0-4	0-1	1-2	-	DNP	DNP			
Connor Norman	5-10	15	2-2	1-5	-	2-1	-	-	0-1	-	0-1			
M. Mitchell	10-2	12	DNP	5-1	1-0	4-1	-	-	-	-	-			
Sheldon Dawson	6-3	9	-	1-1	2-0	1-0	1-0	-	-	1-1	0-1			
Kosta Vavlas	6-3	9	-	1-0	-	2-2	-	-	1-0	2-0	0-1			
J. Harvey-Clemons	1-7	8	0-1	0-2	1-2	0-1	0-1	-	-	-	-			
Corey Moore	1-7	8	0-1	0-1	1-1	0-1	-	-	0-2	-	0-1			
Ray Drew	3-4	7	0-2	0-1	1-0	1-0	-	DNP	-	-	1-1			
Blake Sailors	2-4	6	0-1	1-2	-	-	1-0	-	0-1	-	-			
T.J. Stripling	2-4	6	0-1	0-1	2-1	-	-	-	-	-	0-1			
Devin Bowman	2-3	5	1-1	0-1	-	-	DNP	-	1-0	-	0-1			
Josh Dawson	2-2	4	-	-	1-1	1-1	DNP	-	-	-	-			
Ramik Wilson	1-2	3	0-2	-	-	1-0	-	DNP	-	DNP	DNP			
Corey Campbell	0-1	1	-	0-1	-	-	-	DNP	DNP	DNP	-			
Marc Deas	0-1	1	-	0-1	-	-	-	-	-	-	-			
James DeLoach	0-1	1	-	-	0-1	-	-	-	-	DNP	-			

Tackles for loss	S-A	Tot	UB	MIZ	FAU	VU	UT	SC	UK	UF	OM	AU	GSU	GT
Jarvis Jones	13-4	15.0	2.5-6	2.0-22	DNP	3.0-22	0.5-1	1.5-9	DNP	4.5-24	1.0-5			
Jordan Jenkins	5-2	6.0	-	1.0-2	-	2.0-9	1.0-3	1.0-2	0.5-1	0.5-0	-			
Shawn Williams	4-2	5.0	-	-	1.0-1	1.5-5	-	0.5-0	-	1.0-1	1.0-1			
Kwame Geathers	4-0	4.0	-	-	-	-	2.0-4	-	2.0-10	-	-			
Chase Vasser	3-2	4.0	DNP	DNP	1.5-5	1.0-4	1.0-1	0.5-1	-	DNP	DNP			
Damian Swann	3-1	3.5	0.5-1	-	-	-	1.0-2	-	-	1.0-6	1.0-6			
Alec Ogletree	3-1	3.5	DNP	DNP	DNP	DNP	-	0.5-1	1.0-6	-	2.0-7			
C. Washington	2-2	3.0	0.5-1	2.5-4	-	-	-	-	-	-	-			
Amarlo Herrera	2-0	2.0	-	1.0-2	-	1.0-1	-	-	-	-	-			
M. Gilliard	1-2	2.0	-	-	1.5-2	-	-	-	0.5-0	-	-			
Josh Dawson	1-1	1.5	-	-	1.5-2	-	DNP	-	-	-	-			
C. Robinson	0-3	1.5	0.5-0	0.5-0	-	0.5-2	-	-	-	-	-			
J. Harvey-Clemons	1-0	1.0	-	-	1.0-2	-	-	-	-	-	-			
John Jenkins	1-0	1.0	-	1.0-2	-	-	-	-	-	-	-			
Bacarri Rambo	1-0	1.0	DNP	DNP	DNP	DNP	-	-	-	1.0-12	-			
Garrison Smith	1-0	1.0	-	-	-	-	-	-	-	-	1.0-5			
T.J. Stripling	1-0	1.0	-	-	1.0-9	-	-	-	-	-	-			
Abry Jones	0-2	1.0	-	-	0.5-0	-	0.5-1	-	-	DNP	DNP			

Sacks	S-A	Tot	UB	MIZ	FAU	VU	UT	SC	UK	UF	OM	AU	GSU	GT
Jarvis Jones	8-1	8.5	1.5-5	2.0-22	DNP	1.0-11	-	1.0-9	DNP	3.0-22	-			
Jordan Jenkins	3-0	3.0	-	-	-	2.0-9	1.0-3	-	-	-	-			
Damian Swann	2-0	2.0	-	-	-	-	-	-	-	1.0-6	1.0-6			
Kwame Geathers	1-0	1.0	-	-	-	-	-	-	1.0-6	-	-			
Alec Ogletree	1-0	1.0	DNP	DNP	DNP	DNP	-	-	-	-	1.0-4			
Bacarri Rambo	1-0	1.0	DNP	DNP	DNP	DNP	-	-	-	1.0-12	-			
Garrison Smith	1-0	1.0	-	-	-	-	-	-	-	-	1.0-5			
T.J. Stripling	1-0	1.0	-	-	1.0-9	-	-	-	-	-	-			
Shawn Williams	1-0	1.0	-	-	-	-	-	-	-	-	1.0-1			
C. Washington	0-1	0.5	0.5-1	-	-	-	-	-	-	-	-			

2012 GEORGIA FOOTBALL STATISTICS

GAME-BY-GAME INDIVIDUAL PARTICIPATION

Participation	GP/GS	UB	UM	FAU	VU	UT	SC	U	UF	OM	AU	GSU	GT
61 David Andrews	9/9	START	START	START	START	START	START	START	START	START			
58 Sterling Bailey	2/0	XXX	XXX			
32 Collin Barber	9/0	XXX	XXX	XXX	XXX	XXX	XXX	XXX	XXX	XXX			
79 Mark Beard	9/0	XXX	XXX	XXX	XXX	XXX	XXX	XXX	XXX	XXX			
82 Michael Bennett	5/3	START	START	XXX	START	XXX			
37 Devin Bowman	8/1	START	XXX	XXX	XXX	...	XXX	XXX	XXX	XXX			
81 T. Bradberry	1/0			XXX
15 Marlon Brown	8/6	...	XXX	START	XXX	START	START	START	START	START			START
68 Chris Burnette	9/9	START	START	START	START	START	START	START	START	START			START
41 Brandon Burrows	3/0	XXX	...	XXX	XXX			
28 Corey Campbell	6/0	XXX	XXX	XXX	XXX	XXX			XXX
19 S. Commings	7/7	START	START	START	START	START	START	START			START
31 Chris Conley	9/0	XXX	XXX	XXX	XXX	XXX	XXX	XXX	XXX	XXX			XXX
78 Watts Dantzier	3/0	XXX	XXX	XXX			XXX
91 Josh Dawson	8/0	XXX	XXX	XXX	XXX	...	XXX	XXX	XXX	XXX			XXX
2 Sheldon Dawson	9/0	XXX	XXX	XXX	XXX	XXX	XXX	XXX	XXX	XXX			XXX
23 Marc Deas	9/0	XXX	XXX	XXX	XXX	XXX	XXX	XXX	XXX	XXX			XXX
76 Zach DeBell	3/0	XXX	XXX			XXX
89 James DeLoach	8/0	XXX	XXX	XXX	XXX	XXX	XXX	XXX	...	XXX			XXX
47 Ray Drew	8/0	XXX	XXX	XXX	XXX	XXX	...	XXX	XXX	XXX			XXX
6E Michael Erdman	4/0	XXX	XXX	XXX	XXX
97 Adam Erickson	9/0	XXX	XXX	XXX	XXX	XXX	XXX	XXX	XXX	XXX			XXX
80 T. Flournoy-Smith	4/0	XXX	...	XXX	XXX	XXX
69 Ty Frix	9/0	XXX	XXX	XXX	XXX	XXX	XXX	XXX	XXX	XXX			XXX
72 Kenarious Gates	9/9	START	START	START	START	START	START	START	START	START			START
99 Kwame Geathers	9/2	XXX	XXX	XXX	XXX	START	XXX	XXX	START	START			XXX
35 M. Gilliard	9/6	START	START	START	START	START	XXX	XXX	START	XXX			XXX
3 Todd Gurley	9/8	XXX	START	START	START	START	START	START	START	START			START
43 Merritt Hall	8/6	START	START	XXX	START	XXX	START	START	START	START			...
20 Brandon Harton	3/0	XXX	...	XXX	XXX
25 J. Harvey-Clemons	9/0	XXX	XXX	XXX	XXX	XXX	XXX	XXX	XXX	XXX			XXX
52 Amarlo Herrera	9/7	START	START	START	START	XXX	START	START	XXX	START			START
48 Quayvon Hicks	8/0	XXX	XXX	XXX	XXX	XXX	XXX	XXX	...	XXX			XXX
6 John Jenkins	9/9	START	START	START	START	START	START	START	START	START			START
59 Jordan Jenkins	9/3	XXX	XXX	START	XXX	XXX	XXX	START	START	START			XXX
93 Abye Jones	7/6	START	START	START	START	XXX	START	START
29 Jarvis Jones	7/7	START	START	...	START	START	START	...	START	START			START
3K Kyle Karempelis	8/0	XXX	XXX	...	XXX	XXX	XXX	XXX	XXX	XXX			XXX
12 Tavarres King	9/7	START	START	START	START	XXX	START	START	START	START			XXX
64 Dallas Lee	9/9	START	START	START	START	START	START	START	START	START			START
16 Christian LeMay	3/0	XXX	...	XXX	XXX
9L Jamie Lindley	8/0	XXX	XXX	XXX	XXX	XXX	...	XXX	XXX	XXX			XXX
74 Austin Long	9/0	XXX	XXX	XXX	XXX	XXX	XXX	XXX	XXX	XXX			XXX
88 Arthur Lynch	9/8	START	START	START	START	START	START	START	XXX	START			START
24 Ken Malcome	7/1	START	XXX	XXX	XXX	...	XXX	XXX	...	XXX			XXX
4 Keith Marshall	9/0	XXX	XXX	XXX	XXX	XXX	XXX	XXX	XXX	XXX			XXX
27 Rhett McGowan	9/0	XXX	XXX	XXX	XXX	XXX	XXX	XXX	XXX	XXX			XXX
26 M. Mitchell	8/5	...	START	START	START	START	XXX	XXX	START	XXX			XXX
77 Preston Moble	4/0	XXX	...	XXX	XXX			XXX
39 Corey Moore	9/1	XXX	XXX	XXX	XXX	XXX	XXX	XXX	XXX	START			START
13 Marshall Morgan	9/0	XXX	XXX	XXX	XXX	XXX	XXX	XXX	XXX	XXX			XXX
11 Aaron Murray	9/9	START	START	START	START	START	START	START	START	START			START
1N Connor Norman	9/2	START	START	XXX	XXX	XXX	XXX	XXX	XXX	XXX			XXX
9 Alec Ogletree	5/4	START	XXX	START	START	START			START
46 Zander Ogletree	3/1	XXX	XXX	START			START
18 Bacarri Rambo	5/5	START	START	START	START	START			START
45 C. Robinson	9/0	XXX	XXX	XXX	XXX	XXX	XXX	XXX	XXX	XXX			XXX
87 Jay Rome	9/0	XXX	XXX	XXX	XXX	XXX	XXX	XXX	XXX	XXX			XXX
42 Dustin Royston	2/0	XXX	XXX
7 Blake Sailors	9/0	XXX	XXX	XXX	XXX	XXX	XXX	XXX	XXX	XXX			XXX
22 Richard Samuel	9/0	XXX	XXX	XXX	XXX	XXX	XXX	XXX	XXX	XXX			XXX
86 J. Scott-Wesley	4/0	XXX	XXX	XXX	XXX
1 Branden Smith	9/7	START	START	START	START	XXX	START	START	XXX	START			START
56 Garrison Smith	9/3	XXX	XXX	XXX	XXX	START	XXX	XXX	START	START			START
44 T.J. Stripling	9/0	XXX	XXX	XXX	XXX	XXX	XXX	XXX	XXX	XXX			XXX
5 Damian Swann	9/9	START	START	START	START	START	START	START	START	START			START
71 John Theus	9/9	START	START	START	START	START	START	START	START	START			START
49 Nathan Theus	8/0	...	XXX	XXX	XXX	XXX	XXX	XXX	XXX	XXX			XXX
96 Mike Thornton	9/0	XXX	XXX	XXX	XXX	XXX	XXX	XXX	XXX	XXX			XXX
33 Chase Vasser	5/2	XXX	XXX	START	START	XXX
38 Kosta Vavlas	9/0	XXX	XXX	XXX	XXX	XXX	XXX	XXX	XXX	XXX			XXX
63 Xzavier Ward	4/0	XXX	...	XXX	XXX	XXX			XXX
83 C. Washington	9/7	START	START	START	START	XXX	START	START	XXX	START			START
2W Parker Welch	3/0	XXX	XXX	XXX			XXX
84 Hugh Williams	5/0	XXX	XXX	XXX	XXX	XXX			XXX
36 Shawn Williams	9/9	START	START	START	START	START	START	START	START	START			START
51 Ramik Wilson	6/0	XXX	XXX	XXX	XXX	XXX	...	XXX
17 R. Wooten	9/2	XXX	XXX	START	XXX	START	XXX	XXX	XXX	XXX			XXX

2012 GEORGIA FOOTBALL STATISTICS

GAME-BY-GAME TEAM STATISTICS

Offense	Rushing Stats----				Receiving Stats--				Passing Stats-----				Kick Returns----				Punt Returns-----				Tot Off		
	No.	Yds	TD	Lg	No.	Yds	TD	Lg	Cmp	Att	Int	Yds	TD	Lg	No	Yds	TD	Lg	No	Yds		TD	Lg
GEORGIA	39	227	2	55	15	258	3	63	15	27	0	258	3	63	4	143	1	100	2	39	0	30	485
Buffalo	45	199	2	36	14	148	1	20	14	25	0	148	1	38	2	42	0	25	1	33	0	33	347
GEORGIA	35	113	2	44	22	242	3	40	22	35	1	242	3	40	4	76	0	35	2	13	0	10	355
at Missouri	39	102	0	39	25	269	2	69	25	41	1	269	2	69	5	90	0	24	3	3	0	10	371
GEORGIA	42	328	5	38	15	385	2	67	15	21	2	385	2	67	3	54	0	30	5	27	0	23	713
Florida Atlantic	38	135	1	43	18	183	1	48	18	33	1	183	1	48	4	77	0	22	1	10	0	10	318
GEORGIA	47	302	5	52	19	265	2	58	19	26	0	265	2	58	1	14	0	14	4	44	0	22	567
Vanderbilt	36	106	0	15	14	231	0	60	14	25	0	231	0	60	7	148	0	43	1	0	0	0	337
GEORGIA	38	274	5	75	20	286	2	38	20	26	1	286	2	38	3	38	0	16	1	0	0	0	560
Tennessee	40	197	3	46	24	281	2	62	24	45	3	281	2	62	5	97	0	22	1	5	0	5	478
GEORGIA	36	115	1	20	11	109	0	27	11	31	1	109	0	27	2	71	0	48	0	0	0	0	224
at South Carolina	51	230	2	19	6	162	2	62	6	10	0	162	2	62	1	22	0	22	2	70	1	70	392
GEORGIA	32	77	0	12	30	427	4	66	30	40	0	427	4	66	3	64	0	30	3	19	0	14	504
at Kentucky	43	206	2	21	11	123	1	33	11	20	0	123	1	33	5	111	0	34	0	0	0	0	329
GEORGIA	35	123	1	23	12	150	1	45	12	24	3	150	1	45	2	33	0	17	1	-2	0	0	273
vs. Florida	40	75	0	20	16	191	0	29	16	29	2	191	0	29	4	84	0	26	1	1	0	1	266
GEORGIA	45	149	1	31	21	384	4	66	21	28	0	384	4	66	2	40	0	21	3	17	0	14	533
Ole Miss	29	46	0	11	17	188	1	51	17	28	1	188	1	51	3	55	0	22	2	25	0	19	234
GEORGIA																							
at Auburn																							
GEORGIA																							
Georgia Southern																							
GEORGIA																							
Georgia Tech																							
Totals	349	1708	21	75	165	2506	21	67	165-258-8	2506	21	67	24	533	1	100	21	157	0	30	4214		
Opponent	361	1296	10	46	145	1776	10	69	145-256-8	1776	10	69	36	726	0	43	12	147	1	70	3072		

Defense	Solo	Ast	Total	TFL-Yds	Sacks-Yds	FR/ FF Yds	Int/ Yds	QBH	PBU	Blk. Kick	PATs				Pts	
											Att	Mad	Ru	Rc		Saf
GEORGIA	37	44	81	4-8	2-6	1 0-0	0-0	13	3	1	6-6	0	0	0	0	45
Buffalo	30	42	72	5-14	3-8	0 0-0	0-0	-	2	0	2-3	0	0	0	0	23
GEORGIA	42	50	92	8-32	2-22	3 2-0	1-21	9	7	0	3-4	0	1	0	41	
at Missouri	42	30	72	8-37	2-15	2 1-0	1-13	-	4	0	2-2	0	0	0	20	
GEORGIA	44	28	72	8-21	1-9	2 1-0	1-35	10	6	1	8-8	0	0	0	56	
Florida Atlantic	33	42	75	2-3	0-0	2 2-0	2-42	-	2	0	2-3	0	0	0	20	
GEORGIA	41	30	71	9-43	3-20	0 1-0	0-0	13	2	0	6-6	0	0	0	48	
Vanderbilt	40	42	82	8-22	1-4	0 0-0	0-0	-	4	0	0-0	0	0	0	3	
GEORGIA	37	46	83	6-12	1-3	1 1-0	3-0	11	4	1	4-6	0	0	0	51	
Tennessee	35	38	73	7-26	1-8	2 2-0	1-35	-	2	1	5-6	0	0	0	44	
GEORGIA	42	26	68	4-13	1-9	0 0-0	0-0	4	1	1	1-1	0	0	0	7	
at South Carolina	37	16	53	6-22	2-16	0 0-0	1-0	-	10	0	5-5	0	0	0	35	
GEORGIA	33	44	77	4-17	1-6	1 0-0	0-0	7	2	0	2-3	0	0	0	29	
at Kentucky	44	32	76	5-26	3-22	1 0-0	0-0	-	1	0	3-3	0	0	0	24	
GEORGIA	49	22	71	8-43	5-40	3 4-0	2-25	19	3	0	2-2	0	0	0	17	
vs. Florida	38	14	52	3-11	0-0	0 0-0	3-40	-	5	0	0-0	0	0	0	9	
GEORGIA	34	34	68	6-24	4-16	2 2-49	1-0	13	5	0	5-5	0	0	0	37	
Ole Miss	43	50	93	6-35	5-34	2 2-4	0-0	-	2	0	1-1	0	0	0	37	
GEORGIA																
at Auburn																
GEORGIA																
Georgia Southern																
GEORGIA																
Georgia Tech																
Totals	359	324	683	57-213	20-131	1311-49	8-81	99	33	4	37-41	0	1	0	331	
Opponent	342	306	648	50-196	17-107	9 7-4	8-130	-	32	1	20-23	0	0	0	188	

2012 GEORGIA FOOTBALL SUPERLATIVES

INDIVIDUAL & TEAM SUPERLATIVES

LONGEST RUN FROM SCRIMMAGE: 75 yards by Keith Marshall vs. Tennessee
LONGEST PASS PLAY: 67 by Aaron Murray to Michael Bennett vs. Florida Atlantic
LONGEST TOUCHDOWN RUN: 75 yards by Keith Marshall vs. Tennessee
LONGEST TOUCHDOWN PASS: 67 by Aaron Murray to Michael Bennett vs. Florida Atlantic
LONGEST PUNT RETURN: 30 yards by Damian Swann vs. Buffalo
LONGEST KICKOFF RETURN: 100 yards by Todd Gurley vs. Buffalo
LONGEST INTERCEPTION RETURN: 35 yards by Amarlo Herrera vs. Florida Atlantic
LONGEST FUMBLE RETURN: 53 yards by Damian Swann vs. Ole Miss
LONGEST PUNT: 60 yards by Collin Barber vs. Ole Miss
LONGEST FIELD GOAL: 52 yards by Marshall Morgan vs. Missouri
MOST RUSHING ATTEMPTS: 27 by Todd Gurley vs. Florida
MOST YARDS RUSHING: 167 yards by Keith Marshall vs. Tennessee
MOST PASS COMPLETIONS: 30 by Aaron Murray vs. Kentucky
MOST YARDS PASSING: 427 yards by Aaron Murray vs. Kentucky
MOST TOUCHDOWN PASSES THROWN: 4, twice, by Aaron Murray vs. Kentucky and Ole Miss
MOST TOUCHDOWN PASSES CAUGHT: 2 by Marlon Brown, Michael Bennett, Tavarres King vs. Missouri, Tennessee, Kentucky
MOST PASSES CAUGHT: 9 by Tavarres King and Malcolm Mitchell vs. Kentucky
MOST YARDS RECEIVING: 188 yards by Tavarres King vs. Kentucky
MOST POINTS SCORED BY NON-KICKER: 18, twice, by Todd Gurley vs. Buffalo and Tennessee
MOST POINTS SCORED BY KICKING: 9, twice, by Marshall Morgan vs. Buffalo and Missouri
MOST TOTAL TACKLES: 14 by Alec Ogletree vs. Tennessee
MOST SOLO TACKLES: 12 by Jarvis Jones vs. Florida
MOST SACKS: 3 by Jarvis Jones vs. Florida
MOST TACKLES FOR LOSS: 4.5 by Jarvis Jones vs. Florida
MOST INTERCEPTIONS: 2 by Sanders Commings vs. Tennessee
MOST FUMBLES RECOVERED: 2, twice, by Jarvis Jones and Damian Swann vs. Missouri and Florida, Ole Miss
MOST EXTRA POINTS/FIELD GOALS BLOCKED: 1 by John Jenkins vs. South Carolina
MOST PUNTS: 7, twice, by Collin Barber vs. Missouri and South Carolina
BEST PUNTING AVERAGE (min. 3 attempts): 51.0 yards, twice, by Collin Barber vs. Bufalo, Florida Atlantic

	Georgia High	Georgia Low	Opponent High	Opponent Low
POINTS SCORED:	56 vs. Florida Atlantic	7 vs. South Carolina	44 by Tennessee	3 by Vanderbilt
FIRST DOWNS:	27 vs. Vanderbilt	14 vs. Florida	26 by Tennessee	12 by Ole Miss
by Rushing	14 vs. Vanderbilt	4 vs. Florida	13 by Kentucky	3 by Ole Miss
by Passing	19 vs. Kentucky	4 vs. South Carolina	13 by Tennessee	5 by Kentucky
by Penalties	4 vs. Florida	0 vs. Buffalo, Tenn, Ole Miss	3 by Kentucky	1 by BU, Mizz, FAU, VU, UT, UF, UM
RUSHING YARDS:	328 vs. Florida Atlantic	77 vs. Kentucky	230 by South Carolina	46 by Ole Miss
PASSING YARDS:	427 vs. Kentucky	109 vs. South Carolina	281 by Tennessee	123 by Kentucky
TOTAL OFFENSE:	713 vs. Florida Atlantic	224 vs. South Carolina	478 by Tennessee	234 by Ole Miss
TOTAL PLAYS:	73 vs. Vanderbilt, Ole Miss	59 vs. Florida	85 by Tennessee	57 by Ole Miss
RUSHING ATTEMPTS:	47 vs. Vanderbilt	32 vs. Kentucky	51 by South Carolina	29 by Ole Miss
PASSING ATTEMPTS:	40 vs. Kentucky	21 vs. Florida Atlantic	45 by Tennessee	10 by South Carolina
PASSES COMPLETED:	30 vs. Kentucky	11 vs. South Carolina	25 by Missouri	6 by South Carolina
PASSES INTERCEPTED:	3 vs. Tennessee, Florida	0 vs. Buffalo, Vandy, UK, UM	2 by Florida	0 by Buff, Vandy, USC, UK
FUMBLES:	3 vs. Missouri	0 vs. Vanderbilt, USC, UF	6 by Florida	1 by Buffalo, USC, UK
FUMBLES LOST:	2 vs. Florida Atlantic, Tennessee	0 vs. Vanderbilt, USC, UK, UF	4 by Florida	0 by Buffalo, USC, UK
TURNOVERS:	4 vs. Florida Atlantic	0 vs. Buffalo, Vanderbilt, UK	6 by Florida	0 by Buffalo, USC, UK
QUARTERBACK SACKS:	5 vs. Florida	0 vs. Florida Atlantic	5 by Ole Miss	0 by Florida Atlantic, UF
TACKLES FOR LOSS:	9 vs. Vanderbilt	4 vs. Buffalo, USC, UK	8 by Missouri, Vanderbilt	2 by Florida Atlantic
YARDS PENALIZED:	132 vs. Florida	22 vs. Buffalo	95 by Florida	15 by Ole Miss

when superlative established more than twice, most recent occurrence in parenthesis

SEASON KICKING STATISTICS

KICKOFFS	No.	Yds	Avg	TB	OB	Ret.	Yd Ln
Marshall Morgan	26	1636	62.9	10	0		
Jamie Lindley	32	1987	62.1	11	1		
Total	58	3623	62.5	21	1	726	24
Opponents	42	2493	59.4	12	1	533	25

Field Goal Sequence (makes in parenthesis)

	GA
Buffalo	45,(35)
Missouri	(52),(41)
Florida Atlantic	---
Vanderbilt	---
Tennessee	(50)
South Carolina	---
Kentucky	(27)
Florida	(29),37
Ole Miss	47

CAREER KICKING STATISTICS

FIELD GOALS	FGM-FGA	Pct	01-19	20-29	30-39	40-49	50-99	Long	Bik
Marshall Morgan									
2012	6-9	66.7	0-0	2-2	1-2	1-3	2-2	52 MU	0
Total	6-9	66.7	0-0	2-2	1-2	1-3	2-2	52 MU	0

NET PUNTING	No.	Yds	Avg	No Ret	Ret Yds	Pct	Net	Pct	50+					
	Ret	Yds	Avg	Ret	TB	Avg	Bik	I20	I20 Long					
Collin Barber														
2012	12	147	12.2	28.5	3	35.5	0	11	26.1 60 OM					
Totals	42	1698	40.4	12	147	12.2	28.5	3	35.5	0	11	26.1	60 OM	5
Adam Erickson														
2012	7	259	37.0	0	0	0.0	0.0	3	28.4	0	4	57.1	46 FAU	0
Totals	7	259	37.0	0	0	0.0	0.0	3	28.4	0	4	57.1	46 FAU	0

2012 GEORGIA FOOTBALL - COMPARISON



Georgia (8-1, 6-1 SEC) vs. Auburn (2-7, 0-6 SEC)

Nov. 10, 2012, 7:00 p.m.

Jordan-Hare Stadium - Auburn, Ala.



OFFENSE	Georgia Bulldogs	Auburn Tigers
Average Points Per Game	36.8	19.2
First Downs	190	145
RUSHING YARDS	1708	1291
Number of Rushing Plays	349	333
Average Yards Per Rush	4.9	3.9
Average Rushing Yards Per Game	189.8	143.4
PASSING YARDS	2506	1456
Number of Passing Plays	258	202
Average Yards Per Completion	15.2	12.4
Average Passing Yards Per Game	278.4	161.8
TOTAL OFFENSIVE YARDS	4214	2747
AVERAGE YARDS PER GAME	468.2	305.2
Average Kickoff Return	22.2	25.3
Average Punt Return	7.5	7.5
Third Down Conversions	49/115 (43%)	32/111 (29%)

DEFENSE	Georgia Bulldogs	Auburn Tigers
Average Points Per Game	20.9	27.3
First Downs Allowed	159	202
RUSHING YARDS ALLOWED	1296	1793
Number of Rushing Plays	361	370
Average Yards Per Rush	3.6	4.8
Average Rushing Yards Per Game	144.0	199.2
PASSING YARDS ALLOWED	1776	2065
Number of Passing Plays	256	282
Average Yards Per Completion	12.2	11.2
Average Passing Yards Per Game Allowed	197.3	229.4
OPPONENT TOTAL OFFENSE	3072	3858
OPPONENT AVERAGE YARDS PER GAME	341.3	428.7
Opponent Average Kickoff Return	20.2	17.1
Opponent Average Punt Return	12.2	0.8
Opponent Third Down Conversions	49/139 (35%)	48/129 (37%)

SCORE BY QUARTERS –	Georgia	1st	2nd	3rd	4th	OT	Total
Auburn		76	79	110	66	---	331
		21	64	65	20	3	173

TIME OF POSSESSION –	Georgia	4:25:50 (4:34:10 opponents)
Auburn		4:26:54 (4:33:06 opponents)

PENALTIES –	Georgia	69 for 514
Auburn		53 for 415

FUMBLES –	Georgia	12, lost 7	FUMBLES CAUSED –	Georgia	22, rec. 11
Auburn		15, lost 8	Auburn		12, rec. 10

INTERCEPTIONS BY –	Georgia	8	Opponents	8
Auburn		1	Opponents	12

TURNOVER MARGIN –	Georgia	TOs GAINED	TOs LOST	MARGIN
Auburn		19	15	+4
		11	20	-9

2012 GEORGIA FOOTBALL - THE LAST TIME

IN A SINGLE GAME THAT GEORGIA HAD...

30 or more first downs – Auburn 2011 (30)
25–29 first downs – Kentucky 2012 (25)
11–15 first downs – Florida 2012 (14)
10 or fewer first downs – Virginia Tech 2006 (9)
500 or more yards rushing – South Carolina 1974 (502)
400 or more yards rushing – Vanderbilt 1990 (414)
300–399 yards rushing – Vanderbilt 2012 (302)
51–100 yards rushing – Kentucky 2012 (77)
50 or fewer yards rushing – LSU 2009 (45)
Two 100–yard rushers – Tennessee 2012 – Marshall (164) & Gurley (130)
400 or more yards passing – Kentucky 2012 (427)
300–399 yards passing – Ole Miss 2012 (384)
51–100 yards passing – Georgia Tech 2009 (76)
50 or fewer yards passing – Auburn 1990 (28)
Zero yards passing – Auburn 1976
Two 100–yard passers – New Mexico State 2011 – Murray (238) & Mason (131)
Two 100–yard receivers – Kentucky 2012 – King (188) & Mitchell (103)
100–yard rusher & receiver – Ole Miss 2012 – Gurley (117) & Brown (113)
600 or more yards total offense – Florida Atlantic 2012 (713)
500–599 yards total offense – Ole Miss 2012 (533)
150 or fewer yards total offense – Clemson 1990 (131)
100 or more plays total offense – Kentucky 1967 (105)
70–79 points – Northeast Louisiana 1994 (70)
60–69 points – New Mexico State 2011 (63)
Zero points – Alabama 1995 (31–0)
Five or more rushing TDs – Tennessee 2012 (5)
Five or more passing TDs – New Mexico State 2011 (6)
Failed to score a TD – Central Florida 2010
Both Returned a punt & a kick-off for TDs – Tennessee 2006
Recorded a safety – Ole Miss 2012 (Alec Ogletree, TFL of 3 yards)
Five or more sacks – Florida 2012 (5)
Both Blocked a punt & a field goal – Texas A&M 2009
Both Recovered & Returned Fumbles for TDs – Virginia 2000
Zero punts – Georgia Tech 2009
Zero penalties – Northeast Louisiana 1997
Zero penalties & zero turnovers – Northeast Louisiana 1997

IN A SINGLE GAME THAT A GEORGIA PLAYER...

Rushed 45 or more times – Herschel Walker vs. Florida 1981 (47)
Rushed 30–44 times – Isaiah Crowell vs. Ole Miss 2011 (30)
Rushed for over 250 yards – Herschel Walker vs. Ole Miss 1981 (265)
Rushed for 200–249 yards – Verron Haynes vs. Georgia Tech 2001 (207)
Rushed for 150–199 yards – Keith Marshall vs. Tennessee 2012 (164)
Had a run of 80 yards or more – Brandon Boykin vs. Boise State 2011 (80)
Had a run of 50–79 yards – Keith Marshall vs. Tennessee 2012 (72)
Attempted 60 or more passes – Cory Phillips vs. Georgia Tech 2000 (62)
Attempted 50–59 passes – Quincy Carter vs. Georgia Tech 1999 (55)
Attempted 40–49 passes – Aaron Murray vs. LSU 2011 (40)
Completed 30 or more passes – Aaron Murray vs. Kentucky 2012 (30)
Completed 25–29 passes – Matthew Stafford vs. Tennessee 2008 (25)
Passed for 400 yards or more – Aaron Murray vs. Kentucky 2012 (427)
Passed for 350–399 yards – Aaron Murray vs. Ole Miss 2012 (384)
Caught 10 or more passes – Mohamed Massaquoi vs. Georgia Tech 2008 (11)
Caught for 200 or more yards – Tavarres King vs. Michigan State 2012 (205)
Caught for 150–199 yards – Tavarres King vs. Kentucky 2012 (188)
Caught for 100–149 yards – Marlon Brown vs. Ole Miss (113)
Had 400 yards total offense – Aaron Murray vs. Kentucky 2012 (427)
Scored four or more TDs – Washaun Ealey vs. Kentucky 2010 (5)
Scored three TDs – Todd Gurley vs. Tennessee 2012
Rushed for four or more TDs – Washaun Ealey vs. Kentucky 2010 (5)
Rushed for three TDs – Todd Gurley vs. Tennessee 2012
Passed for five or more TDs – Aaron Murray vs. New Mexico State 2011 (5)
Passed for four TDs – Aaron Murray vs. Ole Miss 2012
Caught three TD passes – Mohamed Massaquoi vs. Georgia Tech 2008
Caught two TD passes – Tavarres King vs. Kentucky 2012
Rushed for and received a TD – Isaiah Crowell vs. South Carolina 2011
Kicked four or more FGs – Blair Walsh vs. Kentucky 2011 (4)
Blocked a PAT – Kwame Geathers vs. Florida Atlantic 2012
Blocked a FG – John Jenkins vs. South Carolina 2012
Blocked a FG & a PAT in a game – Jamie Henderson vs. Vanderbilt 2000
Blocked a punt – Marc Deas vs. Tennessee 2012
Returned a punt for a TD – Brandon Boykin vs. Michigan State 2012 (92)
Returned a blocked punt for a TD – CJ Byrd vs. UAB 2006 (12)
Returned a kickoff for a TD – Todd Gurley vs. Buffalo 2012 (100)
Returned an int. for a TD – Amarlo Herrera vs. Florida Atlantic 2012 (35)
Recovered a fumble for a TD – Marcus Howard vs. Hawaii 2007
Returned a fumble for a TD – Justin Houston vs. Georgia Tech 2010 (18)
Returned a PAT for two points – Tim Wansley vs. Vanderbilt 2000 (86)
Attempted a two-point cov. – Tennessee 2012 (Murray to Brown, good)
Attempted an onside kick – Brandon Bogotay vs. South Carolina 2011 (failed)

Attempted a fake punt – G. Ely-Kelso vs. Kentucky 2005 (34 yard rush/1st down)
Attempted a fake FG – Quincy Carter vs. Auburn 1998 (int. in end zone)
Scored 10–14 points kicking – Blair Walsh vs. Kentucky 2011 (12)
Scored 15 or more points kicking – Billy Bennett vs. Georgia Tech 2002 (15)
Kicked a 60–yard FG – Kevin Butler vs. Clemson 1984 (60)
Kicked a 50–yard FG – Marshall Morgan vs. Tennessee 2012 (50)
Missed or had a PAT kick blocked – Marshall Morgan vs. Kentucky 2012
Threw five interceptions – Quincy Carter vs. South Carolina 2000 (5)
Intercepted two passes – Sanders Commings vs. Tennessee 2012
Intercepted three passes – Tra Battle vs. Auburn 2006
Recovered two fumbles – Damian Swann vs. Ole Miss 2012
Had three or more sacks – Jarvis Jones vs. Florida 2012 (3)
Had four or more TFLs – Jarvis Jones vs. Florida 2012 (4.5)
Had a 70–yard punt – Drew Butler vs. Oklahoma State 2009 (75)
Had a 60–69 yard punt – Collin Barber vs. Ole Miss 2012 (60)

IN A SINGLE GAME THAT AN OPPOSING TEAM HAD...

30 or more first downs – Georgia Tech 2010 (32)
25–29 first downs – Tennessee 2012 (26)
10 or fewer first downs – Kentucky 2011 (10)
400 or more yards rushing – Georgia Tech 2010 (411)
300–399 yards rushing – Auburn 2010 (315)
250–299 yards rushing – South Carolina 2011 (253)
11–50 yards rushing – Ole Miss 2012 (46)
10 or fewer yards rushing – Tennessee 2010 (9)
Negative yards rushing – Florida 2011 (-19)
Two 100–yard rushers – Georgia Tech 2008 – Jones (214) & Dwyer (144)
500 or more yards passing – Kentucky 2000 (528)
400–499 yards passing – Arkansas 2009 (408)
350–399 yards passing – Kentucky 2010 (353)
50 or fewer yards passing – LSU 2011 (30)
Zero yards passing – Cal State Fullerton 1992
Four or more TD rushes – Georgia Tech 2010 (5)
Four or more TD passes – Kentucky 2010 (4)
Two 100–yard passers – New Mexico State 2011 – Christian (156) & Colwell (120)
Two 100–yard receivers – Troy 2007 – Banks (102) & Jernigan (102)
600 or more yards of total offense – Kentucky 2000 (620)
500–599 yards of total offense – Georgia Tech 2010 (512)
50 or more points – Tennessee 2006 (51)
40–49 points – Tennessee 2012 (44)
Zero points – Coastal Carolina 2011 (59-0)
More than 10 fumbles – Cal State Fullerton 1992 (13, lost 5)
Recorded a safety – South Carolina 2009 (punt snap went out back of endzone)
Five or more sacks – Ole Miss 2012 (5)
Blocked a punt – Vanderbilt 2011 (Drew Butler, punter)
Blocked a FG – Auburn 2008 (Blair Walsh, kicker)

IN A SINGLE GAME THAT AN OPPOSING PLAYER...

Rushed 40 or more times – Carnell Williams of Auburn 2001 (41)
Rushed 35–39 times – Marcus Lattimore of South Carolina 2010 (37)
Rushed 30–34 times – Branden Oliver of Buffalo 2012 (30)
Rushed for 200 or more yards – Roddy Jones of Georgia Tech 2008 (214)
Rushed for 150–199 yards – Marcus Lattimore of South Carolina 2011 (178)
Had a run of 80 yards or more – Justin Vincent of LSU 2003–SEC (87)
Had a run of 50–79 yards – Melvin Ingram of South Carolina 2011 (68)
Attempted 60 or more passes – Drew Brees of Purdue 1999 (60)
Attempted 50–59 passes – Kirk Cousins of Michigan State 2012 (50)
Attempted 45–49 passes – Omar Haugabook of Troy 2007 (45)
Completed 40 or more passes – Tim Couch of Kentucky 1997 (41)
Completed 35–39 passes – Rick Clausen of Tennessee 2005 (36)
Passed for 500 or more yards – Jared Lorenzen of Kentucky 2000 (528)
Passed for 400–499 yards – Ryan Mallett of Arkansas 2009 (408)
Passed for 350–399 yards – Mike Hartline of Kentucky 2010 (353)
Caught 15 or more passes – Keith Edwards of Vanderbilt 1983 (17)
Caught 10–14 passes – Jason Rivers of Hawai'i 2007 (10)
Caught for 200 or more yards – Ronney Daniels of Auburn 1999 (249)
Caught for 100–199 yards – Jordan Matthews of Vanderbilt 2012 (119)
Scored four TDs – James Whalen of Kentucky 1999 (4)
Rushed for three or more TDs – Oterio McCalebb of Auburn 2010 (3)
Returned a punt for a TD – Ace Sanders of South Carolina 2012 (70)
Returned a blocked punt for a TD – Thad Ward of Central Florida 1999 (16)
Recovered a punt for a TD – Antonio Wardlaw of Tennessee 2006
Returned a kickoff for a TD – Jeff Demps of Florida 2011 (99)
Returned an interception for a TD – Byron Moore of Tennessee 2012 (35)
Recovered a fumble for a TD – Joe Bock of Virginia 1979
Returned a fumble for a TD – Melvin Ingram of South Carolina 2011 (5)
Attempted a fake punt – Trey Barrow of Missouri 2012 (3 yard rush)
Attempted a fake FG – Lones Seiber of Kentucky 2003 (-4 yard rush)
Scored 10 or more points kicking – Chas Henry of Florida 2010 (10)
Kicked a 50–yard FG – Colt David of LSU 2008 (51)
Intercepted two passes – Darqueze Dennard of Michigan State 2012

61 David Andrews
C, So., 6-2, 280
Johns Creek, Ga.
Wesleyan School

2012: Has appeared in nine games making nine starts.

*Earned first career start vs. Buffalo.

Personal: DAVID ANDREWS; Born: July 10, 1992; Major: Agribusiness.

79 Mark Beard
OL, So., 6-5, 300
Adamsville, Ala.
Coffeyville (Kan.) CC

2012: Has appeared in nine games.

Personal: MARK BEARD...Born: Dec. 1, 1991, Major: Sociology.

82 Michael Bennett
SE, RSo., 6-3, 208
Alpharetta, Ga.
Alpharetta HS

Career Highs: 8 receptions at Missouri in 2012

*110 receiving yards vs. Florida Atlantic in 2012

*Long reception of 67 yards vs. Florida Atlantic in 2012

*2 TD receptions vs. Tennessee in 2012

*Long TD reception of 67 yards vs. Florida Atlantic in 2012

*1 punt return vs. Coastal Carolina in 2011

*5 punt return yards vs. Coastal Carolina in 2011

*Long punt return of 5 yards vs. Coastal Carolina in 2011

Career: 1-100 yard receiving game

2012: Appeared in five games making three starts.

*Suffered a torn ACL in his right knee during practice on Oct. 2 and will miss the remainder of the season.

*Had a team-high five catches for 70 yards and a career-high two touchdowns vs. Tennessee.

*Led the team with a career-high 110 yards receiving on four catches, including a career-long touchdown catch of 67 yards vs. Florida Atlantic.

*Caught a career-best eight passes at Missouri for 79 yards, including a then-career-long reception of 22 yards.

*Had five catches for 76 yards and a touchdown vs. Buffalo.

*Named to *Phil Steele* Midseason All-SEC Second Team.

Personal: MICHAEL BENNETT; Born: Dec. 12, 1991; Major: Sport Management.

81 Taylor Bradberry
FLK, Sr., 6-3, 192
Winder, Ga.
Winder-Barrow HS

Career Highs: 1 reception vs. Coastal Carolina in 2011

*13 receiving yards vs. Coastal Carolina in

2011

*Long reception of 13 yards vs. Coastal Carolina in 2011

Personal: TAYLOR BRADBERRY; Born: May 6, 1990; Major: Health Promotion.

15 Marlon Brown
SE, Sr., 6-5, 222
Memphis, Tenn.
Harding Academy

Career Highs: 8 receptions at Missouri in 2012

*121 receiving yards at Vanderbilt in 2011

*Long reception of 75 yards at Vanderbilt in 2011

*2 TD receptions (2x), last at Missouri in 2012

*Long TD reception of 75 yards at Vanderbilt in 2011

*6 kickoff return yards vs. Georgia Tech in 2010

Career: 4 - 100 yard receiving games.

2012: Has appeared in eight games making five starts.

*Led the team with 113 yards and a touchdown on three catches vs. Ole Miss.

*Caught four passes for 43 yards at Kentucky.

*Notched third-career 100-yard receiving effort with a team-high 114 receiving yards on five catches and a touchdown vs. Vanderbilt.

*Had three catches for 44 yards vs. Florida Atlantic.

*Hauled in a career-best eight passes for 106 yards and two touchdowns at Missouri, his second-career 100-yard game.

*Missed the Buffalo game with a left hamstring strain.

Personal: MARLON BROWN; Born: April 22, 1991; Major: Psychology.

68 Chris Burnette
OG, Jr., 6-2, 313
LaGrange, Ga.
Troup County HS

2012: Has appeared in nine games making nine starts.

*Named to *Phil Steele* Midseason All-SEC Third Team.

Personal: CHRIS BURNETTE; Born: April 14, 1991.; Major: Finance.

31 Chris Conley
FLK, So., 6-3, 202
Dallas, Ga.
North Paulding HS

Career Highs: 5 receptions vs. New Mexico State in 2011

*126 receiving yards vs. New Mexico State in 2011

*Long reception of 47 yards vs. New Mexico State in 2011

*1 receiving TD (2x), last at No. 21 Georgia Tech in 2011

*Long TD reception of 47 yards vs. New Mexico State in 2011

2012: Has appeared in nine games.

*Hauled in first touchdown catch of the season at Kentucky.

*Caught two passes for 20 yards and also blocked a punt vs. Buffalo.

*Selected as the SEC representative to serve a two-year term on the NCAA SAAC Committee.

*Inducted into UGA's Student-Athlete Leadership Academy known as L.E.A.D. (Leadership Education and Development).

Personal: CHRIS CONLEY; Born: Oct. 25, 1992; Major: Pre-Journalism.

78 Watts Dantzler
OT, So., 6-7, 310
Dalton, Ga.
Dalton HS

2012: Has appeared in two games.

*Sat out the Missouri and Florida Atlantic games with an injury.

Personal: WATTS DANTZLER; Born: Nov. 16, 1991; Major: Health & Physical Education.

76 Zach DeBell
OT, RFr., 6-6, 273
Tarpon Springs, Fla.
Tarpon Springs HS

2012: Has appeared in two games.

*Saw first career action vs. Florida Atlantic.

Personal: ZACH DEBELL; BORN: Aug. 6, 1993; Major: Unspecified.

6 Michael Erdman
SE, RSo., 5-10, 191
Merritt Island, Fla.
Central Catholic

2012: Has appeared in four games.

*Caught two passes for 67 yards in the G-Day game and was named offensive recipient of the Coffee County Hustle Award at the conclusion of spring practice.

Personal: MICHAEL HULL ERDMAN III; Born: March 24, 1992; Major: Pre-Business/Marketing.

80 Ty Flournoy-Smith
TE, Fr., 6-3, 237
Moultrie, Ga.
Colquitt County HS

2012: Has appeared in four games.

Personal: TY FLOURNOY-SMITH...BORN: Dec. 17, 1993; Major: Unspecified.

72 Kenarious Gates
OT, Jr., 6-5, 328
Grantville, Ga.
Greenville HS

Career Highs: 1 tackle vs. Florida in 2010

2012: Has appeared in nine games making nine starts.

*Named to Preseason Media Days All-SEC Third Team

Personal: KENARIOUS GATES; Born: Oct. 24, 1991; Major: Pre-Business/Management.

3 Todd Gurley
RB, Fr., 6-1, 218
Tarboro, N.C.
Tarboro HS

Career Highs: 27 carries vs. No. 3 Florida in 2012
 *130 rushing yards (2x), last vs. Tennessee in 2012
 *Long rush of 55 yards vs. Buffalo in 2012
 *3 rushing TDs vs. Tennessee in 2012
 *Long rushing TD of 55 yards vs. Buffalo in 2012
 *3 kickoff returns vs. Florida Atlantic in 2012
 *127 kickoff return yards vs. Buffalo in 2012
 *Long kickoff return of 100 yards vs. Buffalo in 2012
 *1 kickoff returned for a TD vs. Buffalo in 2012
 *227 all-purpose yards vs. Buffalo in 2012
 *3 receptions at Kentucky in 2012
 *23 receiving yards (3x), last vs. Ole Miss in 2012
 *Long reception of 23 yards vs. Kentucky in 2012
Career: 6 - 100 yard rushing games.
2012: Has appeared in nine games making eight starts.
 *Had 117 yards rushing on 18 carries vs. Ole Miss.
 *Rushed for 118 yards and a touchdown on a career-high 27 carries vs. No. 3 Florida.
 *Had a then-season-high 24 carries for 130 yards and a season-best three touchdowns vs. Tennessee, and was named the SEC Tri-Freshman of the Week.
 *Led the team with a season-high 130 yards rushing on 16 carries and scored two touchdowns vs. Vanderbilt, and was named SEC Freshman of the Week and the 247Sports National True Freshman of the Week.
 *Led the team with 111 yards rushing and a touchdown on 10 carries vs. Florida Atlantic, including a 38-yard touchdown run.
 *Earned first career start at Missouri, and gained a team-high 65 yards rushing with a touchdown, and caught one pass; also returned two kickoffs for 62 yards.
 *Named SEC Co-Freshman of the Week after he rushed eight times for 100 yards and scored three TDs, including a 55-yard TD run, to become the first Georgia true freshman to have at least 100 yards and three TDs in a season opener since 2004; also tied a school, SEC and NCAA record with a 100-yard kickoff return for a touchdown vs. Buffalo.
 *Named to *Phil Steele* Midseason All-SEC Second Team.
Personal: TODD GURLEY...Born: Aug. 3, 1994.

43 Merritt Hall
FB, RFr., 5-11, 216
Alpharetta, Ga.
Wesleyan School

Career Highs: 1 reception at No. 6 South Carolina in 2012
 *Long reception of 9 yards at No. 6 South Carolina in 2012
 *2 kickoff returns at Missouri in 2012
 *Long kick return of 7 yards at Missouri in 2012
 *14 kickoff return yards at Missouri in 2012
2012: Has appeared in eight games making

seven starts.
 *Missed the Ole Miss game with an injury.
 *Caught first career pass for nine yards at No. 6 South Carolina.
 *Made first career start vs. Buffalo.
 *Named Outstanding Walk-On for offense at the conclusion of spring practice.
 *Awarded a scholarship in early August.
Personal: JAMES MERRITT HALL; Born: July 9, 1992; Cousin, Chad Hall, went to Air Force and played in the NFL; Cousin, Erin Hall, was on the women's basketball team at Wake Forest; Major: Agricultural & Applied Economics.

20 Brandon Harton
TB, RSo., 5-6, 174
Reidsville, Ga.
Tattnall County HS

Career Highs: 23 carries vs. Kentucky in 2011
 *101 rushing yards vs. Kentucky in 2011
 *Long rush of 27 yards vs. New Mexico State in 2011
 *1 rushing TD vs. New Mexico State in 2011
 *Long rushing TD of 4 yards vs. New Mexico State in 2011
 *2 receptions vs. New Mexico State in 2011
 *14 receiving yards vs. New Mexico State in 2011
 *Long reception of 9 yards vs. New Mexico State in 2011
 *1 kickoff return vs. New Mexico State in 2011
 *30 kickoff return yards vs. New Mexico State in 2011
 *Long kickoff return of 30 yards vs. New Mexico State in 2011
Career: 1 - 100 yard rushing game.
2012: Has appeared in three games.
 *Had four carries for 14 yards vs. Florida Atlantic.
Personal: BRANDON HARTON; Born: Nov. 15, 1990; Major: Psychology.

48 Quayvon Hicks
FB, Fr., 6-2, 245
Blackshear, Ga.
Pierce County HS

2012: Has appeared in six games.
Personal: QUAYVON HICKS...Born: July 17, 1994; Major: Unspecified.

75 Kolton Houston
OT, RSo., 6-5, 291
Buford, Ga.
Buford HS

2012: Named offensive recipient of the Coffee County Hustle Award at the conclusion of spring practice.
Personal: KOLTON HOUSTON; Born: July 25, 1991. Major: Family Finance Planning.

33 Kyle Karempelis
TB, So., 5-9, 180
Roswell, Ga.
Wesleyan School

Career Highs: 13 carries vs. New Mexico State in 2011
 *63 rushing yards vs. New Mexico State in 2011
 *Long rush of 20 yards vs. New Mexico State in 2011
 *1 rushing TD vs. New Mexico State in 2011
 *Long rushing TD of 1 yard vs. New Mexico State in 2011
 *1 kickoff return vs. Buffalo in 2012
 *2 kickoff return yards vs. Buffalo in 2012
2012: Has appeared in eight games.
Personal: KYLE KAREMPELIS; Born: March 2, 1992; Major: Pre-Business/Management.

12 Tavarres King
FLK, Sr., 6-1, 192
Mount Airy, Ga.
Habersham Central HS

Career Highs: 9 receptions at Kentucky in 2012
 *205 receiving yards vs. No. 12 Michigan State in 2011
 *Long reception of 80 yards vs. No. 12 Michigan State in 2011
 *2 TD receptions (2x), last at Kentucky in 2012
 *Long TD Reception of 80 yards vs. No. 12 Michigan State in 2011
 *1 carry (2x) last vs. New Mexico State in 2011
 *3 rushing yards vs. No. 12 South Carolina in 2011
 *Long rush of 3 yards vs. No. 12 South Carolina in 2011
Career: 5-100 yard receiving games
2012: Has appeared in nine games making seven starts.
 *Had a career-high nine catches for a game-high 188 yards and tied his career high with two TDs at Kentucky and was named CFPA National Wide Receiver of the Week.
 *Caught four passes for 58 yards and a touchdown vs. Vanderbilt.
 *Had two catches for 53 yards vs. Florida Atlantic.
 *Caught two passes for 41 yards, including a seven-yard touchdown catch, at Missouri.
 *Led the team with a then-career-high-tying six catches for 117 yards and a touchdown vs. Buffalo, including a 63-yard TD catch.
 *Named to the *Phil Steele* Preseason All-SEC Second Team, Biletnikoff Award Watch List and CFPA Offensive Awards Watch List
 *Named to Preseason Media Days All-SEC Third Team
 *Earned degree in social studies education in May.
Personal: TAVARRES KING; Born: July 14, 1990; Major: Social Studies Education.

64 Dallas Lee
OG, Jr., 6-4, 300
Buford, Ga.
Buford HS

2012: Has appeared in nine games making nine starts.

Personal: DALLAS LEE; Born: Oct. 18, 1989; Major: Sport Management...Brother, Dillon, is a freshman linebacker at Alabama.

16 Christian LeMay
QB, RFr., 6-2, 198
Matthews, N.C.
Butler HS

Career Highs: 1 completion vs. Florida Atlantic in 2012

*2 pass attempts vs. Florida Atlantic in 2012
 *43 passing yards vs. Florida Atlantic in 2012
 *Long pass completion of 43 yards vs. Florida Atlantic in 2012

*1 interception vs. Florida Atlantic in 2012
 *7 carries vs. Florida Atlantic in 2012
 *36 rushing yards vs. Buffalo in 2012
 *Long rush of 21 yards vs. Buffalo in 2012

2012: Has appeared in three games.

*Went 1-for-2 for 43 yards and rushed seven times for nine yards vs. Florida Atlantic.
 *Rushed three times for 36 yards in first career action vs. Buffalo.
 *Completed 7-of-10 passes for 154 yards and a TD in the G-Day game.

Personal: CHRISTIAN CHAMPION LEMAY...Born: June 12, 1992; Major: Unspecified.

74 Austin Long
OT, Jr., 6-5, 304
Memphis, Tenn.
Briarcrest Christian HS

2012: Has appeared in nine games.

Personal: AUSTIN LONG...His father, Tim Long, played offensive line for Memphis and for three NFL teams...Older brother of Bulldog teammate Hunter Long; Born: Dec. 12, 1990; Major: Sociology

66 Hunter Long
OG, So., 6-4, 300
Memphis, Tenn.
Briarcrest Christian HS

2012: Suffered a foot injury in preseason camp and missed the Buffalo, Missouri, Florida Atlantic, Vanderbilt and Tennessee games.

Personal: HUNTER LONG...His father, Tim Long, played offensive line for Memphis and for three NFL teams...Younger brother of Bulldog teammate Austin Long; Born: Dec. 29, 1992; Major: Sport Management.

88 Arthur Lynch
TE, Jr., 6-5, 272
Dartmouth, Mass.
Dartmouth HS

Career Highs: 3 receptions (2x), last vs. Tennessee in 2012

*75 receiving yards vs. Tennessee in 2012
 *Long reception of 38 yards vs. Tennessee in 2012
 *1 TD reception vs. Florida Atlantic in 2012
 *Long TD reception of 36 yards vs. Florida Atlantic in 2012

2012: Has appeared in nine games making eight starts.

*Caught two passes for 32 yards at Kentucky.
 *Recorded a career-high 75 yards receiving on three catches vs. Tennessee.
 *Set career-highs in receptions (3) and receiving yards (73) and scored first career-touchdown on a 36-yard catch vs. Florida Atlantic.
 *Named offensive recipient of the True Grit Award at the conclusion of spring practice.

Personal: ARTHUR LYNCH; Born June 17, 1990; Major: History.

24 Ken Malcome
TB, RSo., 6-0, 226
Decatur, Ga.
Southwest Dekalb HS

Career Highs: 12 carries (2x), last vs. No. 12 Michigan State in 2011

*51 rushing yards vs. No. 12 Michigan State in 2011
 *Long rush of 30 yards vs. Vanderbilt in 2012
 *1 reception (2x), last vs. No. 12 Michigan State in 2011
 *17 receiving yards vs. No. 1 LSU in 2011
 *Long reception of 17 yards vs. No. 1. LSU in 2011

2012: Has appeared in seven games making one start.

*Had five carries for a team-high 45 yards at No. 6 South Carolina.
 *Rushed six times for 41 yards, including a career-long run of 30 yards vs. Vanderbilt.
 *Had seven carries for 46 yards vs. Florida Atlantic.
 *Rushed for 33 yards on seven carries, including a six-yard touchdown run, at Missouri.
 *Started against Buffalo and had six carries for 32 yards.
 *Named Most Improved Player on offense at the conclusion of spring practice.

Personal: KEN MALCOME; Born: Sept. 25, 1991; Major: Housing

4 Keith Marshall
TB, Fr., 5-11, 202
Raleigh, N.C.
Millbrook HS

Career Highs: 12 carries at Missouri in 2012

*164 rushing yards vs. Tennessee in 2012
 *Long rush of 75 yards vs. Tennessee in 2012
 *Long TD run of 75 yards vs. Tennessee in 2012.
 *2 rushing TDs vs. Tennessee in 2012
 *2 receptions (2x), last vs. Ole Miss in 2012
 *Long reception of 16 yards vs. Vanderbilt in 2012

*15 receiving yards (2x), last vs. Ole Miss in 2012

Career: 2-100 yard rushing games

2012: Has appeared in nine games.

*Led the team with 164 yards rushing (most by a UGA RB since 2009) on 10 carries, including a 75-yard touchdown run and a 72-yard touchdown run vs. Tennessee, and was named the SEC Tri-Freshman of the Week.

*Had 82 yards rushing on 10 carries, including a season-long run of 52 yards, and added two receptions vs. Vanderbilt.

*Had 104 rushing yards and a touchdown on 10 carries vs. Florida Atlantic.

*Ran for 33 yards on a team-high 12 carries at Missouri.

*Rushed for 46 yards on a team-high 10 carries vs. Buffalo.

*Named to *Phil Steele* Midseason All-SEC Third Team.

*Enrolled at UGA in January and participated in spring practice.

Personal: KEITH MARSHALL...Born: Feb. 16, 1994, Major: Pre-Business/Management.

14 Hutson Mason
QB, Jr., 6-3, 196
Marietta, Ga.
Lassiter HS

Career Highs: 8 completions vs. New Mexico State in 2011

*11 passing attempts vs. No. 1 LSU in 2011
 *131 passing yards vs. New Mexico State in 2011

*Long pass completion of 46 yards vs. New Mexico State in 2011

*1 passing TD (3x), last vs. New Mexico State in 2011

*Long TD completion of 33 yards vs. Coastal Carolina in 2011

*2 carries (3x), last vs. New Mexico State in 2011

*5 rushing yards (2x), last vs. Idaho State in 2010

*Long rush of 10 yards vs. Idaho State in 2010

*1 rushing TD vs. Coastal Carolina in 2011

*Long rushing TD of 1 yard vs. Coastal Carolina in 2011

*2 total TDs vs. Coastal Carolina (1 passing, 1 rushing)

2012: Completed 9-of-12 passes for 133 yards and a TD in the G-Day game.

*Named Offensive Co-MVP at the conclusion of spring practice.

Personal: HUTSON TAYLOR MASON; Born: Sept. 20, 1991; Major: Communication Studies.

27 Rhett McGowan
SE, Jr., 6-0, 190
Calhoun, Ga.
Calhoun HS

Career Highs: 4 receptions vs. New Mexico State in 2011

*51 receiving yards vs. New Mexico State in 2011

*Long reception of 23 yards vs. New Mexico State in 2011

*1 receiving TD vs. New Mexico State in 2011

*Long TD reception of 23 yards vs. New Mexico State in 2011

*3 punt returns at Kentucky in 2012

*Long punt return of 23 yards vs. Florida Atlantic in 2012

2012: Has appeared in nine games.
 *Had two catches for 26 yards vs. Ole Miss.
 *Caught two passes for 26 yards and returned one punt for 19 yards vs. Vanderbilt.
 *Returned a punt 23 yards vs. Florida Atlantic.
 *Awarded a scholarship in early August.
Personal: RHETT DANIEL MCGOWAN; Born: Feb. 1, 1990; Major: Sport Management.

26 Malcolm Mitchell
CB/SE, So., 6-1, 184
Valdosta, Ga.
Valdosta HS

Career Highs: 6 tackles at Missouri in 2012
 *9 receptions at Kentucky in 2012
 *126 receiving yards at Tennessee in 2011
 *Long reception of 71 yards at Tennessee in 2011
 *1 receiving TD (7x), last vs. Ole Miss in 2012
 *Long TD reception of 51 yards vs. No. 5 Boise State in 2011
 *1 carry (7x), last at Kentucky in 2012
 *20 rushing yards at No. 21 Georgia Tech in 2011
 *Long rush of 20 yards at No. 21 Georgia Tech in 2011
 *3 punt returns vs. Vanderbilt in 2012
 *3 kickoff returns at Kentucky in 2012
 *Long kickoff return of 48 yards at No. 6 South Carolin in 2012

Career: 2 - 100 yard receiving games
2012: Has appeared in eight games making five starts.
 *Had three catches for 55 yards, including a 42-yard TD catch vs. Ole Miss.
 *Led the team with five catches for 74 yards, including a 45-yard TD catch in the fourth quarter to extend Georgia's lead vs. No. 3 Florida.
 *Tied career-high with nine catches for 103 yards at Kentucky.
 *Grabbed three catches for 52 yards at No. 6 South Carolina and returned two kickoffs for a total of 71 yards, including a long of 48 yards.
 *Had four catches for 31 yards vs. Tennessee and had two kickoff returns, the first of his career.
 *Had five tackles vs. Vanderbilt.
 *Had a fumble recovery vs. Florida Atlantic.
 *Sat out the Buffalo game with an ankle injury.
 *Named to SEC Coaches' Preseason All-SEC Third Team (WR).
 *Spent time at cornerback during spring practice.
Personal: MALCOLM MITCHELL; Born: July 20, 1992; Major: Pre-Business/Management.

77 Preston Mobley
OL, Fr., 6-3, 300
Moultrie, Ga.
Colquitt County HS

2012: Has appeared in three games.
Personal: PRESTON MOBLEY; Born: August 24, 1993; Major: Forestry.

11 Aaron Murray
QB, Jr., 6-1, 211
Tampa, Fla.
Plant HS

Career Highs: 30 completions at Kentucky in 2012
 *40 pass attempts vs. No. 1 LSU in 2011
 *427 passing yards at Kentucky in 2012
 *Long pass completion of 80 yards vs. No. 12 Michigan State in 2011
 *5 total TDs (all passing) vs. New Mexico State in 2011
 *5 passing TDs, last vs. New Mexico State in 2011
 *Long TD completion of 80 yards vs. No. 12 Michigan State in 2011
 *3 interceptions (2x), last vs. Mississippi State in 2011
 *14 carries vs. No. 12 Arkansas in 2010
 *42 rushing yards (2x), last vs. Florida in 2011
 *Long rush of 35 yards vs. Tennessee in 2010
 *2 Rushing TDs vs. Tennessee in 2010
 *Long rushing TD of 35 yards vs. Tennessee in 2010
 *1 two-point conversion rush vs. Florida in 2010
 *1 two-point conversion pass (4x), last vs. Tennessee in 2012
 *1 reception vs. No. 12 Michigan State in 2011
2012: Has appeared in nine games making nine starts.
 *Went 21-for-28 with 384 yards and four TDs vs. Ole Miss.
 *Set a school record for best completion percentage in a game with at least 30 completions at Kentucky. He had a 78.95 mark (30-for-38), a career-high 427 yards (6th best in school history) and four TDs, which set the school record for career TD passes, and was named the SEC Offensive Player of the Week, Manning Award Star of the Week and the CFPA Honorable Mention QB of the Week.
 *Went 19-for-25 for 278 yards and two touchdowns vs. Tennessee.
 *Connected on first 12 passes and finished 18-for-24 with 250 yards and two touchdowns in only three quarters of play vs. Vanderbilt, and was named Honorable Mention Davey O'Brien Quarterback of the Week for the second time in 2012.
 *Went 14-for-19 for a career-high 342 yards and two touchdowns, and also rushed for two touchdowns vs. Florida Atlantic.
 *Tied career-high with 22 completions and passed for 242 yards and three touchdowns at Missouri, and was named Honorable Mention Davey O'Brien Quarterback of the Week.
 *Was 15-for-26 with 258 yards and three TDs vs. Buffalo.
 *Named one of 16 semifinalists for Davey O'Brien Award.
 *Named to Davey O'Brien Watch List, Allstate Sugar Bowl's Manning Award Watch List, Preseason Maxwell Award Watch List and CFPA Offensive Awards Watch List.
 *Named to Preseason Media Days All-SEC Second Team
 *Named to 2012 Allstate AFCA Good Works Team.
 *Named to SEC Coaches' Preseason All-SEC First Team
 *Named to the *Phil Steele* Preseason All-SEC Second Team.
 *Named Offensive Co-MVP at the conclusion of spring practice.
 *Earned degree in psychology in May, and is

currently enrolled in UGA's industrial-organizational psychology doctorate program.
Personal: AARON MURRAY... Brother of former Bulldog safety Josh Murray; Born: Nov. 10, 1990; Graduate School: Industrial-Organizational Psychology.

46 Alexander Ogletree
FB, Jr., 5-10, 224
Newnan, Ga.
Newnan HS

Career Highs: 2 carries vs. Vanderbilt in 2010
 *21 rushing yards at No. 21 Georgia Tech in 2010
 *Long rush of 21 yards at No. 21 Georgia Tech in 2010
 *1 rushing TD vs. Ole Miss in 2012
 *2 receptions (2x), last vs. Ole Miss in 2012
 *13 receiving yards vs. No. 3 Florida in 2012
 *Long reception of 7 yards (2x), last vs. Ole Miss in 2012
 *2 tackles (2x), last vs. Tennessee in 2010
2012: Has appeared in three games making one start.
 *In his first start of the season, scored his first career TD on an eight-yard run vs. Ole Miss; also tied career-high with two receptions.
 *Hauled in two catches for 13 yards vs. No. 3 Florida.
 *Named to SEC Coaches' Preseason All-SEC Third Team.
 *Named to the *Phil Steele* Preseason All-SEC Third Team.
Personal: ALEXANDER OGLETREE; Born: Sept. 25, 1991; Twin brother of teammate Alec Ogletree; Major: Child & Family Development.

87 Jay Rome
TE, RFr., 6-6, 254
Valdosta, Ga.
Valdosta HS

Career Highs: 1 reception (2x), last vs. Tennessee in 2012
 *Long reception of 21 yards vs. Tennessee in 2012
2012: Has appeared in nine games.
 *Grabbed a 21-yard reception vs. Tennessee.
 *Hauled in first career catch for 15 yards at Missouri.
 *Caught two passes for 73 yards in the G-Day game.
Personal: JAY ROME; Born: Dec. 12, 1992; Biology.

42 Dustin Royston
FB, Jr., 5-11, 242
Royston, Ga.
Stephens County HS

2012: Has appeared in two games.
Personal: DUSTIN JAMES ROYSTON; Born: December 28, 1990; Major: Political Science.

22 Richard Samuel IV
TB, Sr., 6-2, 243
Cartersville, Ga.
Cass HS

Career Highs: 20 carries at No. 9 Oklahoma State in 2009
 *104 rushing yards at Arkansas in 2009
 *Long rush of 80 yards at Arkansas in 2009
 *1 rushing TD (3x), last vs. Florida in 2011
 *Long TD rush of 80 yards at Arkansas in 2009
 *3 receptions vs. South Carolina in 2009
 *31 yards receiving at Ole Miss in 2011
 *Long reception of 19 yards vs. No. 5 Boise State in 2011
 *6 kickoff returns vs. No. 18 Georgia Tech in 2008
 *109 kickoff return yards vs. No. 18 Georgia Tech in 2008
 *Long kickoff return of 60 yards vs. No. 5 Florida in 2008
2012: Has appeared in nine games.
 *Had four carries for 13 yards vs. Ole Miss.
 *Rushed for 27 yards on four carries vs. Vanderbilt.
 *Made key tackle on a fake punt attempt in the fourth quarter at Missouri.
Personal: RICHARD SAMUEL; Born: Feb. 3, 1991; Major: Pre-Business/Risk Management & Insurance.

86 Justin Scott-Wesley
FLK, RFr., 5-11, 218
Camilla, Ga.
Mitchell County HS

Career Highs: 1 reception vs. Florida Atlantic in 2012
 *Career-long reception of 43 yards vs. Florida Atlantic in 2012
2012: Has appeared in four games.
 *Caught first career pass for 43 yards vs. Florida Atlantic.
 *Hauled in three passes for 46 yards in the G-Day game.
Personal: JUSTIN SCOTT-WESLEY; Born: June 25, 1993; Major: Social Studies Education.

71 John Theus
OL, Fr., 6-6, 309
Jacksonville, Fla.
The Bolles School

2012: Has appeared in nine games making nine starts.
 *Became just the third true freshman to start at offensive tackle in a season opener for UGA since freshmen became eligible in 1973.
Personal: JOHN THEUS...Brother of Bulldog redshirt freshman snapper Nathan Theus...
 Born: Jan. 19, 1994; Major: Child & Family Development.

63 Xzavier Ward
OL, RFr., 6-7, 264
Moultrie, Ga.
Colquitt County HS

2012: Has appeared in three games.
Personal: XZAVIER WARD; Born: April 10, 1993; Major: Consumer Economics.

2 Parker Welch
QB, RSo., 6-3, 204
Jesup, Ga.
Wayne County HS

Career Highs: 1 completion (2x), last vs. Vanderbilt in 2012
 *2 passing attempts vs. Vanderbilt in 2012
 *20 passing yards vs. Coastal Carolina in 2011
 *Long completion of 20 yards vs. Coastal Carolina in 2011
2012: Has appeared in three games.
 *Was 1-for-2 for 15 yards vs. Vanderbilt.
 *Saw action at quarterback vs. Florida Atlantic.
Personal: JAMES PARKER WELCH; Born: Feb. 26, 1992; Major: Pre-Business/Management.

84 Hugh Williams
OT, RSo., 6-5, 254
Atlanta, Ga.
Marist

2012: Has appeared in three games.
Personal: HUGH CARLETON WILLIAMS; Born: Sept. 2, 1991; Major: Advertising.

17 Rantavious Wooten
FLK, Jr., 5-10, 185
Belle Glade, Fla.
Glades Central HS

Career Highs: 4 receptions at No. 6 South Carolina in 2012
 *64 receiving yards vs. Kentucky in 2009
 *Long reception of 43 yards vs. Kentucky in 2009
 *2 receiving TDs vs. Kentucky in 2009
 *Long TD reception of 43 yards vs. Kentucky in 2009
 *3 rushing attempts vs. Idaho State in 2010
 *13 rushing yards vs. Idaho State in 2010
 *Long rush of 24 yards vs. Florida Atlantic in 2012
 *1 passing attempt vs. Buffalo in 2012
2012: Has appeared in nine games making one start.
 *Had two catches for 36 yards and a touchdown vs. Ole Miss.
 *Caught a career-high four passes at No. 6 South Carolina.
 *Tied then-career-high with two catches for 25 yards vs. Tennessee.
 *Rushed for a career-long 24 yards on one carry vs. Florida Atlantic.
 *Caught two passes for 45 yards vs. Buffalo, including a 38-yard TD catch, in his first action since the third game of the 2011 season.
Personal: RANTAVIOUS WOOTEN; Born: Sept. 26, 1989; Major: Consumer Economics.

58 Sterling Bailey
OLB, RFr., 6-3, 259
Gainesville, Ga.
East Hall HS

2012: Has appeared in two games.
Personal: STERLING BAILEY; Born: Sept. 13, 1992; Major: Sport Management.

37 Devin Bowman
CB, RFr., 6-0, 175
Rossville, Ga.
Ridgeland HS

Career Highs: 2 tackles vs. Buffalo in 2012
2012: Has appeared in eight games making one start.
Personal: DEVIN BOWMAN; Born: Jan. 26, 1992; Brother Adarius is a WR in the Canadian Football League...Brother Michael was a WR at the Univ. of Alabama; Major: Unspecified.

41 Brandon Burrows
ILB, RSo., 6-3, 240
Marietta, Ga.
Walton HS

2012: Has appeared in three games.
Personal: BRANDON SCOTT BURROWS; Born: Sept. 19, 1991; Major: Communication Studies.

28 Corey Campbell
ILB, RSo., 5-10, 210
Hephzibah, Ga.
Hephzibah HS

Career Highs: 1 tackle (4x), last at Missouri in 2012
2012: Has appeared in six games.
Personal: COREY CAMPBELL; Born: Jan. 20, 1991; Major: Biological Science.

19 Sanders Commings
CB, Sr., 6-2, 217
Augusta, Ga.
Westside HS

Career Highs: 9 tackles at Kentucky in 2012
 *2 interceptions vs. Tennessee in 2012
 *1 fumble return (2x), last vs. Mississippi State in 2011
 *23 fumble return yards vs. Kentucky in 2010
 *1 kickoff return vs. No. 12 Michigan State in 2011
 *13 kickoff return yards vs. No. 12 Michigan State in 2011
 *Long kickoff return of 13 yards vs. No. 12 Michigan State in 2011
2012: Has appeared in seven games making seven starts
 *Had five tackles vs. Ole Miss
 *Recorded five tackles and a fumble recovery vs. No. 3 Florida
 *Recorded nine tackles (seven solo) at Kentucky.
 *Tallied five tackles (four solo), and two inter-

ceptions vs. Tennessee.
 *Had four tackles vs. Vanderbilt.
 *Had four tackles vs. Florida Atlantic.
 *Named to SEC Coaches' Preseason All-SEC Third Team and *Phil Steele* Preseason All-SEC Third Team.
Personal: SANDERS COMMINGS; Born: March 8, 1990; Major: Communication Studies.

91 Josh Dawson
LB, Fr., 6-4, 250
Tucker, Ga.
Tucker HS

Career Highs: 2 tackles (2x), last vs. Vanderbilt in 2012
2012: Has appeared in eight games.
Personal: JOSH DAWSON...Born: Jan. 10, 1994; Major: Health Promotion.

2 Sheldon Dawson
ATH, Fr., 5-11, 181
Memphis, Tenn.
Ridgeway HS

Career Highs: 3 tackles at Missouri in 2012
2012: Has appeared in nine games.
Personal: SHELDON DAWSON...Born Dec. 17, 1993; Major: Unspecified.

23 Marc Deas
SS, RSo., 6-1, 197
Kissimmee, Fla.
Osceola HS

Career Highs: 1 tackle (4x), last at Missouri in 2012
2012: Has appeared in nine games.
 *Blocked a punt vs. Tennessee.
Personal: MARC DEAS; Born: April 5, 1992; Major: Communication Studies.

89 James DeLoach
LB, Fr., 6-3, 270
Millen, Ga.
Jenkins County HS

Career Highs: 1 tackle vs. Florida Atlantic in 2012
2012: Has appeared in eight games.
Personal: JAMES DeLOACH...Born: Feb. 13, 1994; Major: Biology.

47 Ray Drew
DE, So., 6-5, 263
Thomasville, Ga.
Thomas County Central HS

Career Highs: 3 tackles at Vanderbilt in 2011
2012: Has appeared in eight games.
Personal: RAY DREW; Born: Sept. 24, 1992; Major: Pre-Journalism/Digital Broadcasting.

95 Reuben Faloughi
OLB, Jr., 6-5, 255
Martinez, Ga.
Evans HS

Career Highs: 2 tackles vs. No. 5 Boise State in 2011
2012: Inducted into UGA's Student-Athlete Leadership Academy known as L.E.A.D. (Leadership Education and Development).
Personal: REUBEN FALOUGHI; Born: Jan. 3, 1991; Major: Psychology.

99 Kwame Geathers
N, Jr., 6-6, 350
Georgetown, S.C.
Carvers Bay HS

Career Highs: 4 tackles (3x), last at Kentucky in 2012
 *One sack at Kentucky in 2012
2012: Has appeared in nine games making two starts.
 *Had four tackles and a sack at Kentucky
 *Had four tackles at No. 6 South Carolina.
 *Had three tackles (two TFL) vs. Tennessee.
 *Recorded three tackles vs. Florida Atlantic.
Personal: KWAME GEATHERS; Brother, Robert Geathers, played for the Bulldogs from 2001-03 and now is a member of the Cincinnati Bengals...Another brother, Clifton Geathers, played at South Carolina...Father, Robert Geathers, Sr., played at S. Carolina and was a third round NFL draft pick of the Buffalo Bills in 1981...Uncle, James "Jumpy" Geathers, played at Wichita State and 13 seasons in the NFL...Cousin, Jeremy Geathers played at UNLV...Born: Oct. 4, 1990; Major: Housing.

35 Mike Gilliard
ILB, Sr., 6-2, 220
Valdosta, Ga.
Valdosta HS

Career Highs: 12 tackles at Tennessee in 2011
2012: Has appeared in nine games making six starts.
 *Had six tackles vs. No. 3 Florida
 *Had six tackles vs. Vanderbilt.
 *Tallied nine tackles vs. Florida Atlantic, including 1.5 tackles for loss.
 *Had seven tackles vs. Buffalo.
 *Named to the *Phil Steele* Preseason All-SEC Fourth Team.
Personal: MICHAEL GILLIARD; Born: March 6, 1991; Major: Communication Studies.

25 Josh Harvey-Clemons
S, Fr., 6-5, 207
Valdosta, Ga.
Lowndes HS

Career Highs: 3 tackles vs. Florida Atlantic in 2012
2012: Has appeared in nine games.
Personal: JOSH HARVEY-CLEMONS...Born: Feb. 20, 1994; Major: Pre-Business.

52 Amarlo Herrera
ILB, So., 6-2, 231
College Park, Ga.
North Clayton HS

Career Highs: 11 tackles at No. 6 South Carolina in 2012

- *1 touchdown vs. Florida Atlantic in 2012
 - *1 interception vs. Florida Atlantic in 2012
 - 2012:** Has appeared in nine games making seven starts.
 - *Had five tackles vs. Ole Miss
 - *Recorded six tackles vs. No. 3 Florida
 - *Led the defense with 11 tackles at No. 6 South Carolina.
 - *Tallied six tackles vs. Tennessee.
 - *Led the team with eight tackles vs. Vanderbilt.
 - *Had seven tackles and a 35-yard interception return for a touchdown vs. Florida Atlantic.
 - *Recorded a career-high ten tackles at Missouri in 2012, including tackle for loss. Also had a fumble recovery.
 - *Had five tackles against Buffalo.
- Personal:** AMARLO HERRERA; Born: Sept. 20, 1991; Major: Psychology.

6 John Jenkins
N, Sr., 6-3, 351
Meriden, Conn.
Gulf Coast (Miss.) CC

Career Highs: 8 tackles at No. 6 South Carolina in 2012.

- *1 blocked FG at No. 6 South Carolina in 2012
 - 2012:** Has appeared in nine games making nine starts.
 - *Had eight tackles and a blocked field goal at No. 6 South Carolina.
 - *Had a fumble recovery vs. Tennessee.
 - *Tallied five tackles at Missouri, including 4 solo stops.
 - *Tied his career-high with six tackles against Buffalo.
 - *Named to SEC Coaches' Preseason All-SEC First Team.
 - *Named to *Phil Steele* Preseason All-America Second Team, Preseason All-SEC First Team, Bednarik Award Watch List, Rotary Lombardi Award Watch List, Bronko Nagurski Watch List and Outland Trophy Watch List.
 - *Named to Preseason Media Days All-SEC Second Team.
 - *Named Defensive Co-MVP at the conclusion of spring practice.
- Personal:** JONATHAN JENKINS; Born: July 11, 1989; Major: Child & Family Development.

59 Jordan Jenkins
LB, Fr., 6-3, 245
Hamilton, Ga.
Harris County HS

Career Highs: 4 tackles at Missouri in 2012

- *2 sacks vs. Vanderbilt in 2012
- 2012:** Has appeared in nine games making three starts.
- *Notched a sack and forced a fumble vs. Tennessee.
- *Had two sacks vs. Vanderbilt.
- *Had three tackles vs. Florida Atlantic.
- *Had four tackles and a critical fumble recovery at Missouri.

ery at Missouri.
Personal: JORDAN JENKINS...Born: July 1, 1994; Major: Unspecified.

93 Abry Jones
DE, Sr., 6-3, 309
Warner Robins, Ga.
Northside HS

Career Highs: 16 tackles vs. Georgia Tech in 2010

- 2012:** Has appeared in seven games making six starts.
 - *Had four tackles vs. Vanderbilt.
 - *Had four tackles against Buffalo.
 - *Named to SEC Coaches' Preseason All-SEC Third Team.
 - *Named to Ted Hendricks Award Watch List and *Phil Steele* Preseason All-SEC Third Team.
- Personal:** ABRY JONES; Born: Sept. 8, 1991; Major: Communication Studies.

29 Jarvis Jones
OLB, Jr., 6-3, 241
Columbus, Ga.
Southern California/Carver HS

Career Highs: 13 tackles vs. No. 2 Florida in 2012

- *4 sacks vs. Florida in 2011
- 2012:** Has appeared in seven games making seven starts.
- *Had three tackles, including one tackle for loss against Ole Miss
- *Led the team with a career-high 13 tackles, 12 of which were solo. Also recorded a team-leading three sacks, 4.5 tackles for loss in route to forcing and recovering two fumbles, and being credited with four QBH vs. No. 3 Florida. Was named Walter Camp National Defensive Player of the Week, SEC Defensive Player of the Week, Lott IMPACT Player of the Week, Nagurski National Defensive Player of the Week and CFPA Linebacker of the Week all for second time of the season for his performance as well as CFPA National Performer of the Week.
- *Had four tackles, including one sack at No. 6 South Carolina.
- *Had eight tackles vs. Tennessee.
- *Had seven tackles, including a sack and three tackles for loss, vs. Vanderbilt.
- *Recorded nine tackles, including two sacks and two tackles for loss; also forced two fumbles and had an interception late in the 4th quarter at Missouri.
- *Named the Walter Camp National Player of the Week, SEC Defensive Player of the Week, College Football Performance Linebacker of the Week and the Lott IMPACT Player of the Week after win at Missouri.
- *Tallied eight tackles, including 1.5 sacks and 2.5 tackles for loss vs. Buffalo.
- *Named a quarterfinalist for the 2012 Lott IMPACT Trophy.
- *Named to *Phil Steele's* 2012 Midseason All-American First-Team, and *Sports Illustrated's* Midseason All-American list.
- *Named to SEC Coaches' Preseason All-SEC First Team, *Phil Steele* First-Team Preseason All-America, Preseason All-SEC first team, Blue Ribbon Preseason All-America Team, Preseason Bednarik Award Watch List, Butkus Award Watch List, Rotary Lombardi Watch

List, Bronko Nagurski Watch List and CFPA Defensive Awards Watch List.
 *Named to Preseason Media Days All-SEC First Team.
 *Named Defensive Co-MVP at the conclusion of spring practice.
Personal: JARVIS JONES; Born: Oct. 13, 1989; Major: Child & Family Development.

39 Corey Moore
SS, So., 6-2, 207
Griffin, Ga.
Griffin HS

Career Highs: 2 tackles (2x), most recently at Kentucky in 2012

- 2012:** Has appeared in nine games making one start (on offense).
 - *Started on offense vs. Ole Miss.
- Personal:** COREY MOORE; Born: Jan. 28, 1993; Major: Unspecified.

11 Connor Norman
SS, RSo., 5-10, 208
Duluth, Ga.
Peachtree Ridge HS

Career Highs: 6 tackles at Missouri in 2012

- 2012:** Has appeared in nine games making two starts.
 - *Had three tackles vs. Vanderbilt
 - *Recorded six tackles at Missouri.
 - *Had four tackles in his first career start against Buffalo.
 - *Named Outstanding Walk-On for defense at the conclusion of spring practice.
 - *Awarded a scholarship in early August.
- Personal:** CONNOR REID NORMAN; Born: Aug. 12, 1992; Major: Exercise & Sport Science.

9 Alec Ogletree
ILB, Jr., 6-3, 236
Newnan, Ga.
Newnan HS

Career Highs: 14 tackles vs. Tennessee in 2012.

- 2012:** Has appeared in five games making four starts.
 - *Led the team with 11 tackles, including a sack and two tackles for loss vs. Ole Miss. Also recorded an interception.
 - *Recorded six tackles vs. No. 3 Florida
 - *Had a team-high 11 tackles at Kentucky.
 - *Had eight tackles at No. 6 South Carolina
 - *Led the team with 14 tackles against Tennessee.
- Personal:** ALEC OGLETREE; Born: Sept. 25, 1991; Twin brother of teammate Alexander Ogletree; Major: Child & Family Development.

18 Bacarri Rambo
FS, Sr., 6-0, 218
Donalsonville, Ga.
Seminole County HS

Career Highs: 14 tackles vs. Florida in 2010
 *2 interceptions at Ole Miss in 2011
 *Long interception return of 51 yards vs. New Mexico State in 2011
 *1 interception return for a TD (2x), last vs. No. 24 Auburn in 2011
2012: Has appeared in five games making five starts.
 *Had seven tackles and a forced fumble vs. Ole Miss.
 *Made five tackles (four solo), recorded a sack and interception vs. No. 2 Florida.
 *Had 10 tackles at Kentucky
 *Recorded six tackles at No. 6 South Carolina
 *Had nine tackles vs. Tennessee.
 Named to SEC Coaches' Preseason All-SEC First Team.
 *Named *Phil Steele* First-Team Preseason All-America and to the All-SEC First Team.
 *Named to Preseason Media Days All-SEC First Team.
 *Named to 2012 CFPA Defensive Awards Watch List:
Personal: BACARRI RAMBO; Born: June 27, 1990; Major: Consumer Economics.

45 Christian Robinson
ILB, Sr., 6-2, 226
Norcross, Ga.
Greater Atlanta Christian

Career Highs: 13 tackles vs. No. 5 Boise State in 2011
2012: Has appeared in nine games.
 *Had two tackles and recovered a fumble vs. Ole Miss.
 *Tallied eight tackles in Georgia's win at Missouri.
 *Had five tackles against Buffalo.
Personal: CHRISTIAN ROBINSON; Born: May 17, 1990; Major: Sport Management.

7 Blake Sailors
CB, Jr., 5-11, 186
Athens, Ga.
Oconee County HS

Career Highs: 3 tackles (2x), last at Missouri in 2012
2012: Has appeared in nine games.
Personal: BLAKE MICHAEL SAILORS; Born: May 23, 1991; Major: Consumer Economics.

1 Branden Smith
CB, Sr., 5-11, 176
Atlanta, Ga.
Washington HS

Career Highs: 5 tackles (2x), last vs. No. 5 Boise State in 2011
 *1 interception (4x), last vs. Kentucky in 2011
 *5 rushing attempts at No. 21 Georgia Tech in 2011
 *72 yards rushing vs. Tennessee Tech in 2009
 *Long rush of 61 yards vs. South Carolina in

2009
 *1 rushing TD (3x), last vs. New Mexico State in 2011
 *Long TD rush of 61 yards vs. South Carolina in 2009
 *2 receptions at No. 21 Georgia Tech in 2011
 *14 receiving yards vs. Georgia Tech in 2010
 *Long reception of 14 yards vs. Georgia Tech in 2010
 *4 punt returns vs. Coastal Carolina in 2011
 *51 punt return yards vs. Louisiana-Lafayette in 2010
 *Long punt return of 36 yards vs. Colorado in 2010
 *3 kickoff returns at No. 7 Georgia Tech in 2009
 *Long kickoff return of 48 yards vs. South Carolina in 2009
2012: Has appeared in nine games making seven starts.
 *Made four tackles vs. Ole Miss
 *Tallied four tackles vs. Vanderbilt.
 *Had four solo tackles against Buffalo.
 *Named to the *Phil Steele* Preseason All-SEC Fourth Team, Paul Hornung Award Watch List and the CFPA Punt Returner Watch List
Personal: BRANDEN SMITH; Born: Dec. 19, 1989; Major: Housing.

56 Garrison Smith
DE, Jr., 6-3, 294
Atlanta, Ga.
Douglass HS

Career Highs: 7 tackles (2x), most recently vs. Ole Miss in 2012
 *1 sack (2x), most recently vs. Ole Miss in 2012
2012: Has appeared in nine games, making three starts.
 *Had seven tackles, including a sack vs. Ole Miss.
 *Recorded five tackles vs. No. 3 Florida
 *Tallied six tackles vs. Tennessee.
 *Had six tackles vs. Buffalo.
 *Named defensive recipient of the Coffee County Hustle Award at the conclusion of spring practice.
 *Inducted into UGA's Student-Athlete Leadership Academy known as L.E.A.D. (Leadership Education and Development).
Personal: GARRISON SMITH; Born: Oct. 9, 1991; Brother Greg Smith, was a backup A-back for rival Georgia Tech in 2009; Major: History.

44 T.J. Stripling
OLB, Jr., 6-6, 222
Decatur, Ga.
Southwest Dekalb

Career Highs: 3 tackles vs. Missouri in 2012
 *1 sack vs. Florida Atlantic in 2012
2012: Has appeared in nine games.
 *Had three tackles, one sack and one forced fumble vs. Florida Atlantic.
Personal: T.J. STRIPLING; Born: Oct. 29, 1991; Major: Consumer Economics.

5 Damian Swann
CB, So., 5-11, 177
Atlanta, Ga.
Grady HS

Career Highs: 8 tackles (2x), last vs. Buffalo in 2012.
 *One interception (2x), last vs. No. 3 Florida in 2012
 *One sack (2x), most recently vs. Ole Miss in 2012
 *Long punt return of 30 yards vs. Buffalo in 2012
2012: Has appeared in nine games making nine starts.
 *Made three tackles, including a sack, in addition to recovering two fumbles vs. Ole Miss.
 *Had a sack and an interception vs. No. 3 Florida
 *Recorded seven tackles and forced a fumble at Kentucky
 *Had six tackles and an interception vs. Tennessee.
 *Had four tackles vs. Florida Atlantic.
 *Had six tackles (three solo) at Missouri.
 *Had a career-high 8 tackles and a 30-yard punt return vs. Buffalo
 *Named Most Improved Player on defense at the conclusion of spring practice.
Personal: DAMIAN SWANN; Born: Dec. 4, 1992; Major: Unspecified.

96 Mike Thornton
N, RSo., 6-1, 287
Stone Mountain, Ga.
Stephenson HS

Career Highs: 1 tackle (2x), last vs. New Mexico State in 2011
2012: Has appeared in nine games.
Personal: MICHAEL THORNTON; Born: Jan. 1, 1992; Major: Communication Studies.

33 Chase Vasser
OLB, Jr., 6-3, 227
Gainesville, Ga.
Chestatee HS

Career Highs: 7 tackles vs. Florida Atlantic in 2012
2012: Has appeared in five games, making two starts.
 *Recorded four tackles vs. Vanderbilt.
 *Made seven tackles, including 1.5 tackles for loss, against Florida Atlantic.
Personal: CHASE VASSER; Born: April 29, 1991; Consumer Economics.

38 Kosta Vavlas
ILB, RSo., 6-0, 219
Tarpon Springs, Fla.
Tarpon Springs HS

Career Highs: 4 tackles (2x), last vs. Vanderbilt in 2012
2012: Has appeared in nine games.
 *Tied his career-high with four tackles vs. Vanderbilt.
 *Awarded a scholarship in early August.
 *Inducted into UGA's Student-Athlete Leader-

ship Academy known as L.E.A.D. (Leadership Education and Development).

Personal: DIMITRIOS KOSTA VAVLAS; Born: July 23, 1992; Brother, Bobby Vavlas, played wide receiver for Elmhurst College (Illinois); Major: Biological Science.

83 Cornelius Washington
OLB, Sr., 6-4, 269
Hephzibah, Ga.
Burke County HS

Career Highs: 7 tackles at No. 24 South Carolina in 2010

2012: Has appeared in nine games making seven starts.

*Had two tackles and a fumble recovery vs. No. 3 Florida

*Had four tackles vs. Tennessee.

*Had five tackles, including 2.5 tackles for loss at Missouri.

*Had four tackles, including half of a sack against Buffalo.

*Named to Preseason Butkus Award Watch List

Personal: CORNELIUS WASHINGTON; Born: Sept. 10, 1989; Major: Sport Management.

36 Shawn Williams
SS, Sr., 6-1, 220
Damascus, Ga.
Early County HS

Career Highs: 12 tackles vs. Florida Atlantic in 2012

*1 interception (4x), last vs. No. 12 Michigan State in 2011

*45 interception return yards vs. No. 12 Michigan State in 2011

*Long INT return of 45 yards vs. No. 12 Michigan State in 2011

*1 sack vs. Ole Miss in 2012

2012: Has appeared in nine games making nine starts.

*Had four tackles including a sack vs. Ole Miss

*Recorded six tackles (five solo) and one tackle for loss vs. No. 3 Florida.

*Had 10 tackles at Kentucky

*Had six tackles at No. 6 South Carolina

*Notched six tackles vs. Tennessee

*Had four tackles vs. Vanderbilt.

*Led the team with 12 tackles against Florida Atlantic.

*In addition to one pass break-up, had five tackles, including four solo, against Buffalo.

*Named to Phil Steele's 2012 Midseason All-American Third-Team

*Named defensive recipient of the True Grit Award at the conclusion of spring practice.

Personal: SHAWN WILLIAMS; Born: May 13, 1991; Major: Consumer Economics.

51 Ramik Wilson
ILB, So., 6-2, 224
Tampa, Fla.
Jefferson HS

Career Highs: 2 tackles (3x), last vs. Buffalo in 2012

2012: Has appeared in six games.

*Named Most Improved Player on defense at the conclusion of spring practice.

Personal: RAMIK WILSON; Born: Aug. 19, 1992; Major: Education.

32 Collin Barber
P, Fr., 6-2, 200
Cartersville, Ga.
Cartersville HS

Career Highs: 7 punts (2x), last at No. 6 South Carolina in 2012
 *Long punt of 60 yards vs. Ole Miss in 2012
2012: Has appeared in nine games.
 *Punted five times for an average of 48.2 yards per punt, including a career-long of 60 yards vs. Ole Miss.
 *Had five punts for an average of 37.2 yards vs. No. 3 Florida, including two punts downed inside the 20.
 *Punted five times at Kentucky for an average of 37 yards per punt.
 *Had seven punts at No. 6 South Carolina, including two that were downed inside the 20-yard line.
 *Punted five times, including two that were downed inside the 20 against Vanderbilt.
 *Punted one time for 51 yards vs. Florida Atlantic.
 *Punted seven times at Buffalo, including two that were downed inside the 20.
 *Punted twice for an average of 51.0 yards vs. Buffalo.
Personal: COLLIN BARBER...Born: November 11, 1993; Major: Biological Science.

91 Scott Eichler
PK, Sr., 5-11, 184
Oakwood, Ga.
West Hall HS

2012: Punted two times for 55 yards in the G-Day game.
Personal: SCOTT MICHAEL EICHLER; Born: June 6, 1991; Major: Agricultural Engineering.

97 Adam Erickson
P, RSo., 5-10, 168
Athens, Ga.
Clarke Central HS

Career Highs: 3 punts vs. Buffalo in 2012
 *Long punt of 46 yards vs. Florida Atlantic in 2012
 *3 punts downed inside the 20-yard line vs. Buffalo in 2012
2012: Has appeared in nine games.
 *Had two punts for an average of 44 yards vs. Florida Atlantic.
 *1 punt of 37 yards downed inside the 20-yard line at Missouri.
 *Punted three times, with all three punts downed inside the 20-yard line vs. Buffalo.
 *Kicked a 46-yard field goal in the G-Day game; also punted two times for 68 yards.
2011: Punted once for 53 yards in G-Day game.
2010: Member of the scout team.
High School: Clarke Central.
Personal: ADAM ERICKSON; Born: April 2, 1992; Major: Real Estate.

69 Ty Frix
SN, Sr., 6-0, 213
Calhoun, Ga.
Calhoun HS

Career Highs: 1 tackle (2x), last vs. No. 1 LSU in 2011
2012: Has appeared in nine games.
 Earned degree in biological engineering in May.
 *Inducted into UGA's Student-Athlete Leadership Academy known as L.E.A.D. (Leadership Education and Development).
Personal: JAMES TYLER FRIX; Born: Sept. 16, 1989; Graduate School: Business Administration

90 Ethan Jackson
P, RFr., 5-11, 182
Sandersville, Ga.
Washington County HS

2012: Punted two times for 67 yards in the G-Day game.
Personal: ETHAN JACKSON; Born: March 2, 1991; Major: Exercise & Sport Science.

98 Cody Johnson
P, RSo., 6-1, 200
Marietta, Ga.
Lassiter HS/Troy University

2012: Punted two times for 79 yards in the G-Day game.
Personal: CODY JOHNSON; Born: February 4, 1992; Major: Finance.

99 Jamie Lindley
PK, Sr., 5-11, 177
Savannah, Ga.
Savannah Christian

2012: Has appeared in eight games.
 *Kicked off four times with two touchbacks vs. Ole Miss.
 *Kicked off five times against Tennessee with one touchback.
 *Kicked off five times against Vanderbilt with one touchback.
 *Had four kickoffs, including three touchbacks vs. Florida Atlantic in 2012.
 *Kicked off six times, including three touchbacks, at Missouri.
 *Kicked a 26-yard field goal in the G-Day game.
Personal: JAMES GUNN LINDLEY, III; Born: Feb. 22, 1990; Major: Economics.

13 Marshall Morgan
PK, Fr., 6-3, 201
Ft. Lauderdale, Fla.
American Heritage HS

Career Highs: 2 field goals made at Missouri in 2012
 *2 field goals attempted (3x), last vs. No. 3 Florida in 2012
 *9 points scored (2x), last at Missouri in 2012 (2 FG, 3 PATs)
 *Long FG of 52 yards at Missouri in 2012
 *Long FG attempt of 52 yards (2x), last vs. No. 3 Florida in 2012
2012: Has appeared in nine games.
 *Made a 29-yard field goal attempt vs. No. 3 Florida.
 *Kicked a 27-yard field goal as time expired in the first half to give Georgia its first lead at Kentucky.
 *Booted a 50-yard field goal that tied the game at the end of the first half vs. Tennessee.
 *Made two field goals, including a 52-yarder, at Missouri, and was named College Football Performance Awards Honorable Mention Placekicker of the Week.
 *Made first field goal, a 35-yarder vs. Buffalo to go along with six PATs.
Personal: MARSHALL MORGAN...Born: Nov. 28, 1993; Major: Pre-Business/Management Information Systems.

2012 Game Summaries

BUFFALO

Sept. 1, 2012 • Sanford Stadium - Athens, Ga.

Buffalo	6	10	0	7	=	23
Georgia	14	10	7	14	=	45

Quarterback Aaron Murray led the passing attack, finishing 15-for-26 for 258 yards and three touchdowns. Freshman Todd Gurley became the first Georgia true freshman to run for at least 100 yards and three touchdowns since Danny Ware in 2004 against Georgia Southern. Gurley finished with eight carries for 100 yards and three touchdowns, including a school, SEC and NCAA-record tying 100-yard kickoff return for a touchdown. Keith Marshall finished with 10 carries for 51 yards. Tavarres King finished with six catches for 117 yards and a touchdown, while Michael Bennett and Rantavious Wooten each hauled in one touchdown pass each.

Jarvis Jones led the team defensively, racking up eight tackles, including six solo tackles and 2.5 tackles for a loss. Damien Swann also finished with eight tackles, while Michael Gilliard registered seven.

The Bulldogs got on the board early when Gurley rushed for a 10-yard touchdown that capped off a seven play, 53-yard drive that took 3:10 off the clock that made it 7-0.

Buffalo answered with a 16-yard touchdown pass from Alex Neutz to Alex Zordich that made it a 7-6 game after a failed point-after attempt.

Georgia answered on the ensuing kickoff, when Gurley took it 100 yards to the end zone to give the Bulldogs a 14-6 lead, following the extra-point by Marshall Morgan.

Morgan extended the Bulldog lead to 17-6 on a 35-yard field goal at the 12:16 mark of the second quarter. King hauled in a 63-yard touchdown pass from Murray to cap off a four play, 75 yard drive that took just 1:23 off the clock.

Buffalo drove the ball 94 yards on eight plays to cut the lead to 24-16 on a Branden Oliver run. With just two seconds on the clock, the Bulls made a 18-yard field goal that sent the game into halftime with Georgia holding a 24-16 lead.

Georgia scored the only points of the third quarter when Murray found Wooten for a 38-yard touchdown pass. Following the Morgan kick, the Bulldogs pulled away 31-16.

On its opening possession of the fourth quarter, Murray ended a 49-yard march downfield when he found Bennett in the back of the end zone for 12 yards that extended Georgia's lead to 38-16. Gurley scored his third touchdown of the game when he broke off a 55-yard run. Morgan made the point after, bringing the score to 45-15.

With just over four minutes left to play, Buffalo orchestrated a 10-play, 75-yard drive that resulted in a two-yard touchdown run by Zordich.



Coach Mark Richt said...

"There's no such thing as a bad victory. We are thankful for the win. I want to congratulate Buffalo for the effort. They played extremely well. 1-0 is a great thing. ... We've got some things to clean up, there's no doubt about that. We had a play with 10 men on the field and a play with 12 men on the field. We had some issues that should not happen. But they did, so we've got to correct them and square them away for next week."

GA - Todd Gurley 10 yd run (M. Morgan kick), 10:26 1Q
 UB - Alex Neutz 16 yd pass from A. Zordich (P. Clarke kick failed), 05:27 1Q
 GA - Todd Gurley 100 yd kickoff return (M.Morgan kick) 05:11 1Q
 GA - Marshall Morgan 35 yd field goal, 12:16 2Q
 GA - Tavarres King 63 yd pass from A. Murray (M. Morgan kick), 09:26 2Q
 UB - Branden Oliver 2 yd run (P. Clarke kick), 02:12 2Q
 UB - Patrick Clarke 18 yd field goal, 00:02 2Q
 GA - Rantavious Wooten 38 yd pass from A. Murray (M. Morgan kick), 12:25 3Q
 GA - Michael Bennett 12 yd pass from A. Murray (M. Morgan kick), 12:58 4Q
 GA - Todd Gurley 55 yd run (M. Morgan kick), 08:13 4Q
 UB - Alex Zordich 2 yd run (P. Clarke kick), 04:08 4Q

Game Statistics

	BSU	UGA
First Downs	17	23
Rushing: Att.-Yards	45-199	39-227
Passing: Comp.-Att.-Yds.-Int	14-25-148-0	15-27-258-0
Total Plays-Total Net Yards	70-347	66-485
Fumbles: Number-Lost	1-0	1-0
Penalties: Number-Yards	3-25	5-22
Punts: Number-Yards (Avg.)	10-337 (33.7)	5-192 (38.4)
Kickoff Returns: Number-Yards	2-42	4-143
Time of Possession	32:07	27:53
Third Down Conversions	6-of-18	7-of-14
Fourth Down Conversions	1-of-1	0-of-0
Sacks By: Number-Yards	3-8	2-6

STATISTICAL LEADERS

	Att.	Yds.	TD	Long
Rushing				
UB-Oliver	30	111	1	36
UGA-Gurley	8	100	2	55
Passing	Att.	Comp.	Yds.	TD
UB-Zordich	24	14	148	1
UGA-Murray	26	15	258	3
Receiving	Rec.	Yds.	TD	Long
UB-Neutz	5	52	1	16
UGA-King	6	117	1	63
Punting	No.	Yds.	Avg.	Long
UB-Grassman	9	337	37.4	46
UGA-Erickson	3	90	30.0	32
Tackles	UT	AT	Tot.	
UB-Pettigrew	6	3	9	
UGA-Jones	6	2	8	
UGA-Swann	5	3	8	

Worth Noting...

- Georgia's all-time record in season openers is 90-26-3, including a 10-0 mark when starting a season at home under Mark Richt.
- Game captains were Aaron Murray, Shawn Williams, Ty Frix and Abry Jones.
- Chris Conley blocked a punt early in the second quarter to give the Bulldogs the ball at the Buffalo 23. This was the first blocked punt for the Bulldogs since Orson Charles had one at Vanderbilt in 2011.
- Thirteen true freshmen made their debut: RT John Theus, TB Keith Marshall, TB Todd Gurley, PK Marshall Morgan, OLB Jordan Jenkins, FB Quayvon Hicks, TE Ty Flournoy-Smith, CB Sheldon Dawson, SS Josh Harvey-Clemons, OLB James DeLoach, P Collin Barber, OLB Josh Dawson and C Preston Mobley.

2012 Game Summaries

MISSOURI

Sept. 8, 2012 • Faurot Field - Columbia, Mo.

The Bulldogs scored 24 unanswered points in the second half to pull away from the Missouri Tigers and capture the 41-20 victory in their first SEC contest of the season. Quarterback Aaron Murray led the Bulldogs through the air, going 22-for-35 for 242 yards and three touchdowns. Marlon Brown led the receivers with eight catches for 106 total yards, while Michael Bennett added 79 yards and Tavarres King finished with two catches for 41 yards and a touchdown. Todd Gurley led Georgia in rushing for the second consecutive game, finishing with 65 yards and a touchdown on 10 carries. Ken Malcome added 33 yards on seven carries and one touchdown.

ILB Amarlo Herrera posted a career-high 10 tackles, all in the first half, and recovered a fumble to lead the Dawgs on defense. All-American OLB Jarvis Jones tallied eight tackles, a sack and an interception on the day, and Shawn Williams and Christian Robinson each tallied eight tackles apiece.


Neither team was able to score in the first quarter, and the Tigers finally ended the scoring drought with a 38-yard field goal by Andrew Baggett at the 12:07 mark of the second quarter to take a 3-0 lead. Georgia responded later in the quarter with a career-best 52-yard field goal from freshman Marshall Morgan to knot the score at 3-3. It was the longest field goal on the road by a Bulldog since Blair Walsh made a 53-yarder at Oklahoma State in 2009.

Missouri scored the first touchdown of the game at the 1:31 mark in the second quarter on a 41-yard pass from James Franklin to Marcus Lucas for a 10-3 lead, but the Georgia offense quickly mounted their own scoring drive right before halftime, going 71 yards in five plays and finishing with a 2-yard touchdown pass from Murray to Brown. Morgan missed the ensuing PAT, so the Tigers maintained a 10-9 lead over Georgia heading into the break.

Missouri opened up play in the second half with a 69-yard touchdown pass from Franklin to L'D Washington with 11:48 remaining in the third quarter to take a 17-9 lead, but once again, Murray found an open Georgia receiver in the end zone - this time Tavarres King - for a 7-yard touchdown pass at the 7:27 mark in the third quarter. The Bulldogs went for two points and were rewarded for their efforts, as Michael Bennett caught a pass from Murray to knot the score at 17 apiece.

Baggett booted a 25-yard field goal at the 2:39 mark in the third quarter for Missouri's final points of the game, but the Bulldogs then drove the ball 72 yards on five plays in just over 90 seconds to take their first lead at 24-20, as Murray found Brown for an 11-yard touchdown pass.

It was all Georgia in the fourth quarter, as Morgan nailed his second field goal of the game - this time from 41 yards out - to extend the Georgia lead to 27-20 with 11:17 remaining. Later in the quarter, Jarvis Jones intercepted a pass from Franklin and returned it 21 yards to the 1-yard line. Gurley then ran the ball in from the one to give the Dawgs a 34-20 lead with 7:33 remaining in the game. Malcome capped the scoring sput for Georgia with a 6-yard run at the 5:16 mark to seal the 41-20 victory.



Cocher Mark Richt said...

"I'm very pleased, and I'm just so proud of our team. It was a really hard-fought ballgame, and 21 points is not indicative of how close the game was. We just made some plays at the end there that got some quick scores for us. My hat just goes off to the Missouri coaches, and their players and fans...Richard Samuel's stop on the fake punt might have been the play of the game. It's the one that made me the happiest."

Georgia	0	9	15	17	=	41
Missouri	0	10	10	0	=	20

MU - Andrew Baggett 38 yd field goal, 12:07 2Q
 GA - Marshall Morgan 52 yd field goal, 05:52 2Q
 MU - Marcus Lucas 41 yd pass from James Franklin (A. Baggett kick), 01:31 2Q
 GA - M. Brown 2 yd pass from A. Murray (M. Morgan missed kick), 00:30 2Q
 MU - L'D Washington 69 yd pass from J. Franklin (A. Baggett kick), 11:48 3Q
 GA - T. King 7 yd pass from A. Murray (M. Bennett pass from A. Murray), 7:27 3Q
 MU - Andrew Baggett 25 yd field goal, 2:39 3Q
 GA - Marlon Brown 11 yd pass from Aaron Murray (M. Morgan kick), 00:51, 3Q
 GA - Marshall Morgan 41 yd field goal, 11:17 4Q
 GA - Todd Gurley 1 yd run (M. Morgan kick), 7:33 4Q
 GA - Ken Malcome 6 yd run (M. Morgan kick), 5:16 4Q

Game Statistics

	UGA	MU
First Downs	17	18
Rushing: Att.-Yards	35-113	39-102
Passing: Comp.-Att.-Yds.-Int	22-35-242-1	25-41-269-1
Total Plays-Total Net Yards	70-355	80-371
Fumbles: Number-Lost	3-1	4-2
Penalties: Number-Yards	12-79	7-43
Punts: Number-Yards (Avg.)	8-293 (36.6)	6-255 (42.5)
Kickoff Returns: Number-Yards	4-76	5-90
Time of Possession	32:23	27:37
Third Down Conversions	5-of-16	4-of-18
Fourth Down Conversions	1-of-1	1-of-3
Sacks By: Number-Yards	2-22	2-15

STATISTICAL LEADERS

Rushing	Att.	Yds.	TD	Long
UM-Murphy	6	43	0	24
UGA-Gurley	10	65	1	44

Passing	Att.	Comp.	Yds.	TD
MU-Franklin	25	41	269	2
UGA-Murray	22	35	242	3

Receiving	Rec.	Yds.	TD	Long
MU-Lucas	6	88	1	41
UGA-Brown	8	106	2	40

Punting	No.	Yds.	Avg.	Long
MU-Barrow	6	255	42.5	60
UGA-Barber	7	256	36.6	42

Tackles	UT	AT	Tot.
MU-Ebner	7	2	9
UGA-Herrera	2	8	10
UGA-Jones	6	3	9

Worth Noting...

- For the first time since 2008, Georgia is now 2-0. The Bulldogs improve to 39-10 on the road in an opponent's stadium under Mark Richt, who is now 108-38 overall in his 12th season at Georgia.
- Game captains were Aaron Murray, Tavarres King, Jarvis Jones and Kosta Vavlas.
- Freshman tailback Todd Gurley made his first career start, finishing with 10 carries for 65 yards plus two kickoff returns for 62 yards. Sophomore cornerback Malcolm Mitchell made his first career start on defense.
- Georgia forced its first turnover of the season to thwart a Missouri scoring opportunity inside the red zone early in the 2nd quarter. Sophomore ILB Amarlo Herrera recovered the fumble at the Georgia 28.
- With his three touchdown passes in the game, junior Aaron Murray now has 65 in his career, which currently ranks third in school history.

2012 Game Summaries

FLORIDA ATLANTIC

Sept. 15, 2012 • Sanford Stadium - Athens, Ga.

Quarterback Aaron Murray finished with a career-best 342 passing yards as the seventh-ranked Georgia Bulldogs routed the Florida Atlantic Owls 56-20 in front of 92,746 fans and a regionally televised CSS audience on Saturday night at Sanford Stadium in Athens, Ga. With the win, Georgia improves to 3-0, while the Owls fall to 1-2 overall.

The Bulldogs put up over 700-yards of offense for the first time in school history, finishing with 713. In his career-day, Murray went 14-for-19 with one interception and two touchdowns through the air and added 20 yards and two touchdowns on the ground. Michael Bennett was Murray's top target, finishing with 110 yards on four catches and a touchdown. Arthur Lynch added three catches for 73 yards and a touchdown. Todd Gurley and Keith Marshall each went over 100 yards and a touchdown, finishing with 111 and 104 yards respectively. It marked the first time that two freshman running backs went over 100 yards since 2004. Defensively, it was Shawn Williams who lead the team with 12 tackles, including seven solo stops and one tackle for a loss. Michael Gilliard registered nine tackles, including two for a loss.

Georgia used its ground game, rushing for 54 yards, including a 24-yard pick-up by Rantavious Wooten and a 1-yard touchdown run by Murray, to take an early 7-0 lead, following the Marshall Morgan extra point.

With 2:30 on the clock, the Owls tied it at seven on 43-yard run by Damian Fortner after recovering a Georgia fumble.

The Bulldogs responded with a 5-play, 94-yard drive that included a 34-yard completion from Murray to Marlon Brown and a 48-yard completion to Tavarres King. Marshall scored his first collegiate touchdown on the following play, rushing for four yards into the end zone that put the Bulldogs up 14-7, following the point after.

FAU made it a 14-14 game with just over 12 minutes to play in the second quarter when Wilbert completed a 48-yard pass that set up a 2-yard touchdown grab by Nexon Dorvilus.

Georgia went on to score 49 unanswered points, including a 67-yard touchdown catch by Bennett and a 35-yard touchdown grab by Lynch. Also in on the scoring was Gurley, who finished off a 5-play, 78-yard drive that made it 42-14 following the PAT. Amarlo Herrera added a touchdown on a pick-six that made it 49-14 on the Morgan kick. Christian LeMay added a touchdown late in the third quarter on a one-yard run that set up an extra point that gave Georgia a 56-14 lead.

FAU made it a 56-20 game after Adarius Glanton intercepted LeMay and returned it 42 yards. The PAT was blocked by Kwame Geathers, resulting in a 56-20 score.



Coach Mark Richt said...

"The offense really did a good job — running the ball, passing the ball, pass protecting. Other than the turnovers that were alarming, it was a good output by the offense. ... When you get that type of output, you're executing and doing some very good things. If we can keep from shooting ourselves in the foot with turnovers and penalties, we've got a chance to be good on offense."

Florida Atlantic	7	7	0	6	=	20
Georgia	14	14	21	7	=	56

GA - Aaron Murray 1 yd run (Marshall Morgan kick), 07:25 1Q
 FAU - Damian Fortner 43 yd run (Vinny Zaccario kick), 02:30 1Q
 GA - Keith Marshall 2 yd run (Marshall Morgan kick), 01:11 1Q
 FAU - N. Dorvilus 2 yd pass from G. Wilbert (V. Zaccario kick), 12:19 2Q
 GA - Aaron Murray 1 yd run (Marshall Morgan kick), 06:29 2Q
 GA - M. Bennett 67 yd pass from A. Murray (M. Morgan kick), 01:34 2Q
 GA - Arthur Lynch 36 yd pass from Aaron Murray (M. Morgan kick), 12:40 3Q
 GA - Todd Gurley 38 yd run (Marshall Morgan kick), 10:18 3Q
 GA - Amarlo Herrera 35 yd interception return (Marshall Morgan kick), 04:06 3Q
 GA - Christian LeMay 1 yd run (Marshall Morgan kick), 12:34 4Q
 FAU - A. Glanton 42 yd interception return (V. Zaccario kick blocked), 10:11 4Q

Game Statistics

	FAU	UGA
First Downs	15	26
Rushing: Att.-Yards	38-135	42-328
Passing: Comp.-Att.-Yds.-Int	18-33-183-1	15-21-385-2
Total Plays-Total Net Yards	71-318	63-713
Fumbles: Number-Lost	3-1	3-2
Penalties: Number-Yards	4-40	8-49
Punts: Number-Yards (Avg.)	8-320 (40.0)	3-139 (46.3)
Kickoff Returns: Number-Yards	4-77	3-54
Time of Possession	33:56	26:04
Third Down Conversions	9-of-19	5-of-9
Fourth Down Conversions	0-of-1	0-of-0
Sacks By: Number-Yards	0-0	1-9

STATISTICAL LEADERS

Rushing	Att.	Yds.	TD	Long
FAU-Fortner	14	81	1	43
UGA-Gurley	10	111	1	38
UGA-Marshall	10	104	1	28

Passing	Att.	Comp.	Yds.	TD
FAU-Wilbert	33	18	183	1
UGA-Murray	19	14	342	2

Receiving	Rec.	Yds.	TD	Long
FAU-Dukes	5	98	0	48
UGA-Bennett	4	110	1	67

Punting	No.	Yds.	Avg.	Long
FAU-Kelley	8	320	40.0	51
UGA-Erikson	2	88	44.0	46

Tackles	UT	AT	Tot.
FAU-Harstad	5	7	12
FAU-McKnight	5	7	12
UGA-Williams	7	5	12

Worth Noting...

- Georgia beat FAU 56-20, marking the first time in school history that Georgia has scored 40-plus in each of its first three games.
- Georgia is 31-1 in non-conference games at home under Mark Richt and 46-8 overall in non-conference games.
- The Bulldogs piled up a school record 713 yards of total offense. The previous high was 667 versus Southern Miss in 1993. This ranks No. 6 in SEC history and is the most since Arkansas matched that against North Texas in 2007.
- Junior QB Aaron Murray posted a career-high 342 passing yards, completing 14 of 19 passes with 2 TDs and 1 INT. Also, he rushed for 2 TDs. Murray now is tied for second all-time in school history for TD passes, tallying 67 (Eric Zeier).
- Game captains were John Jenkins, Marlon Brown, Richard Samuel and Jarvis Jones.

2012 Game Summaries

VANDERBILT

Sept. 22, 2012 • Sanford Stadium - Athens, Ga.

The fifth-ranked University of Georgia football team improved to 4-0 overall and 2-0 in the Southeastern Conference with a 48-3 win over the Vanderbilt Commodores on Saturday night in front of a sellout crowd of 92,746 and a nationally-televised ESPN2 audience. Vanderbilt drops to 1-3 overall and 0-2 in the SEC.

Aaron Murray led the passing attack, finishing with 250 yards and two touchdowns on 18-for-24 passing. Murray spread the ball around, with nine players recording a catch. Marlon Brown led the way with five catches for 114 yards and a touchdown. Tavares King added 58 yards and a touchdown on four catches. Todd Gurley and Keith Marshall led a balanced rushing attack, with Gurley finishing with 130 yards and two touchdowns and Marshall totaling 82 yards on 10 carries and a pair of touchdowns. It was Gurley's third 100-yard rushing game of the season. As a team, Georgia racked up 567 yards of total offense, including 302 yards on the ground.

Jarvis Jones led the Bulldogs defensively, finishing with seven tackles, including four solo stops and three tackles for a loss. Amarlo Herrera also totaled seven tackles, including six solo stops and one tackle for a loss. Michael Gilliard racked up six stops.

Georgia jumped out to a 7-0 lead early in the first quarter on a four-yard run by Gurley. A 22-yard punt return and a 16-yard reception by King set up the touchdown.

Vanderbilt was flagged for roughing the kicker, which kept Georgia's second drive alive. Marshall took it 52 yards for a touchdown that put the Bulldogs on top 13-0.

The Bulldogs made it a 20-0 game on a seven-play, 52-yard drive that included 22 rushing yards by Gurley and was capped off with a 22-yard touchdown grab by King.

With just over five minutes left in the second quarter, Murray led the Bulldogs on a 12-play, 96-yard scoring drive that put Georgia up 27-0. A 20-yard run by Ken Malcome and a 6-yard grab by King helped set up the score.

The Commodores broke up the shutout with a 29-yard field goal by Casey Spear with 1:51 left in the first half that made it a 27-3 game.

The Bulldogs drove 63 yards on 10 plays and used 3:34 to make it a 34-3 game with just under nine minutes left in the third quarter. During the drive, Gurley rushed for 12 yards and Chris Conley hauled in a 13-yard pass that set the Bulldogs up at the Vanderbilt five. Murray found Marlon Brown in the end zone for the touchdown.

Georgia got the ball back on downs at its own 39-yard line and got down to the Vanderbilt five on a 58-yard completion by Murray to Brown. Marshall finished the drive with a two-yard touchdown run. Following the PAT, Georgia took a 41-3 lead with 6:03 left in the third quarter.

After getting the ball back on a missed field goal, Georgia scored on a three-play, 71-yard drive that saw Gurley go over 100 yards in the game on a 29 yard touchdown run that gave Georgia a 48-3 lead.



Coach Mark Richt said...

"Start to finish, they all played so hard. We played with our blood a little hot, which was good. They got after it every snap and they played hard. I'm really proud of everyone. It was a great prep week. I don't have any complaints at all. We had a good plan and everybody flat got after it. That's the way you play Georgia football right there. ... The offense was clicking and the defense was getting after them. It was a complete victory for our team."

Vanderbilt	0	3	0	0	=	3
Georgia	13	14	21	0	=	48

GA - Todd Gurley 4 yd run (Marshall Morgan kick), 09:54 1Q
 GA - Keith Marshall 52 yd run (Team rush fumbled), 02:20 1Q
 GA - Tavares King 22 yd pass from Aaron Murray (M. Morgan kick), 12:34 2Q
 GA - Aaron Murray 1 yd run (Marshall Morgan kick), 05:17 2Q
 VU - Carey Spear 29 yd field goal, 00:20 2Q
 GA - Marlon Brown 6 yd pass from Aaron Murray (M. Morgan kick), 09:04 3Q
 GA - Keith Marshall 2 yd run (Marshall Morgan kick), 06:03 3Q
 GA - Todd Gurley 29 yd run (Marshall Morgan kick), 00:46 3Q

Game Statistics

	VU	UGA
First Downs	15	27
Rushing: Att.-Yards	36-106	47-302
Passing: Comp.-Att.-Yds.-Int	14-25-231-0	19-26-265-0
Total Plays-Total Net Yards	61-337	73-567
Fumbles: Number-Lost	3-1	0-0
Penalties: Number-Yards	11-68	7-47
Punts: Number-Yards (Avg.)	9-411 (45.7)	5-201 (40.2)
Kickoff Returns: Number-Yards	7-148	1-14
Time of Possession	27:53	32:07
Third Down Conversions	2-of-14	6-of-12
Fourth Down Conversions	0-of-1	0-of-0
Sacks By: Number-Yards	1-4	3-20

STATISTICAL LEADERS

Rushing	Att.	Yds.	TD	Long
VU-Stacy	12	83	0	15
UGA-Gurley	16	130	2	29
Passing	Att.	Comp.	Yds.	TD
VU-Rodgers	23	13	218	0
UGA-Murray	18	24	250	2
Receiving	Rec.	Yds.	TD	Long
VU-Matthews	8	119	0	37
UGA-Brown	5	114	1	58
Punting	No.	Yds.	Avg.	Long
VU-Kent	9	411	45.7	62
UGA-Barber	5	201	40.2	50
Tackles	UT	AT	Tot.	
VU-Ladler	7	4	11	
UGA-Herrera	6	2	8	

Worth Noting...

- Georgia beat Vanderbilt 48-3, marking the first time in school history that Georgia has scored 40-plus in each of its first four games.
- With a 48-3 victory, Georgia's 45-point win tonight matched the largest margin in the series history (45-0 in 1976 here) and tied the biggest in an SEC game under Coach Richt. The Bulldogs beat Kentucky 62-17 in 2004.
- Junior QB Aaron Murray connected on his first 12 passes, which is No. 3 on Georgia's all-time list behind 15 (Quincy Carter vs. LSU, 1998; Eric Zeier vs. Georgia Tech, 1993).
- True freshman TB Todd Gurley went over 100 yards for the third time in his career after finishing with a career-high 130 yards and two touchdowns on 16 carries (8.1 avg.). He now has six scoring runs on the year. Gurley came in tied for second in the SEC in scoring (TDs) with a 10.0 avg
- Game captains were Aaron Murray, Corey Moore, Chris Burnette and Abry Jones.

2012 Game Summaries

TENNESSEE

Sept. 29, 2012 • Sanford Stadium - Athens, Ga.

Tennessee	10	20	7	7	=	44
Georgia	21	9	21	0	=	51

In what proved to be an offensive showdown all night long, the Georgia Bulldogs ultimately prevailed with a 51-44 victory over Tennessee to move to 5-0 on the season. Aaron Murray led the Georgia passing attack, going 19-for-25 for 278 yards and a pair of touchdowns. Todd Gurley and Keith Marshall combined for 302 yards and five touchdowns. Alec Ogletree led the Georgia defense with 14 total tackles, including six unassisted tackles. Baccari Rambo added nine tackles, while Sanders Commings finished with five tackles and two interceptions.


The Bulldogs jumped out to an early lead in the first quarter behind a pair of touchdowns from Gurley. Gurley scored the first points of the game at the 8:54 mark of the first quarter with a 2-yard run into the endzone, but Tennessee responded when Byron Moore returned a 35-yard interception just over a minute later. Marshall then exploded for a 75-yard touchdown run to put the Dawgs back in front, and a Derrick Brodus field goal at the 2:39 mark of the first quarter would trim the Georgia lead to four at 14-10. Gurley then recorded a 1-yard run into the endzone with 11 seconds remaining in the quarter to extend Georgia's lead to 21-10.

Gurley continued to dominate in the second quarter, as he led off with a 51-yard touchdown run, but Marshall Morgan missed the PAT as the Dawgs hung onto the lead at 27-10. Tennessee rallied late in the half, as A.J. Johnson scored on a 1-yard run at the 4:53 mark, and Zach Rogers followed with a 4-yard touchdown pass from Tyler Bray at the 2:55 mark. Derrick Brodus would miss the ensuing PAT, leaving the Vols trailing the Dawgs by a score of 27-23. Tennessee then scored just over two minutes later as Bray found Rajion Neal in the endzone for a 10-yard touchdown pass that gave the Vols their first lead of the game at 30-27. Georgia would mount one last offensive drive over the final 42 seconds of the half to set up kicker Morgan for a 50-yard field goal as time expired to even the score at 30 apiece heading into the break.

Georgia came out strong offensively in the third quarter, scoring back-to-back touchdowns as Murray found receiver Michael Bennett in the endzone both times for scores of 8 yards and 32 yards. On the second of the two touchdowns, Morgan's point-after attempt was blocked, leaving the Bulldogs with a 43-30 lead with 6:32 remaining in the third quarter.

Tennessee's Cordarelle Patterson scored on a 46-yard run at the 4:13 mark of the third quarter to pull the Vols back within striking distance, trailing 43-37. Just over a minute later, Marshall exploded for his second touchdown of the day, this time rushing for 72 yards for the score. The Bulldogs went for a two-point conversion and were rewarded for their efforts, as Murray found Marlon Brown in the endzone to extend the Georgia lead to 51-37.

Tennessee added a touchdown on a 9-yard run from Neal to pull to within 51-44 with 8:56 remaining in the game. The Vols forced Georgia to punt late in the game, getting the ball back with just over seven minutes to play. Tennessee had its chances in the waning minutes of the game, getting the ball back three times in the final six minutes. The final three drives ended in turnovers, including two forced by Commings.



Coach Mark Richt said...

"It's nice to have a gut check and come out on top. A lot of things in the first half deflated us, but we realized where we were, and we rose to the occasion when we needed to. Marshall and Gurley are really fantastic players, and I wouldn't trade them for anything. Rambo and Ogletree had some rust, no doubt, but you can't replace their athleticism and their ability to make plays. I'm glad we got them back and they got the rust out."

GA - Todd Gurley 2-yard run (Marshall Morgan kick), 08:54 1Q
 UT - Byron Moore 35-yard interception return (Derrick Brodus kick), 07:44 1Q
 GA - Keith Marshall 75-yard run (Marshall Morgan kick), 07:31 1Q
 UT - Derrick Brodus 34-yard field goal, 02:39 1Q
 GA - Todd Gurley 1-yard run (Marshall Morgan kick), 00:11 1Q
 GA - Todd Gurley 51-yard run (Marshall Morgan kick failed), 11:48 2Q
 UT - A.J. Johnson 1-yard run (Derrick Brodus kick), 04:53 2Q
 UT - Zach Rogers 4-yard pass from Tyler Bray (D. Brodus kick failed), 02:55 2Q
 UT - Rajion Neal 10-yard pass from Tyler Bray (Derrick Brodus kick), 00:42 2Q
 GA - Marshall Morgan 50-yard field goal, 00:00 2Q
 GA - Michael Bennett 8-yard pass from A. Murray (M. Morgan kick), 10:12 3Q
 GA - M. Bennett 32-yd pass from A. Murray (M. Morgan kick blocked), 06:32 3Q
 UT - Cordarelle Patterson 46-yard run (Derrick Brodus kick), 04:13 3Q
 GA - Keith Marshall 72-yard run (Marlon Brown pass from A. Murray), 03:06 3Q
 UT - Rajion Neal 9-yard run (Michael Palardy kick), 08:56 4Q

Game Statistics

	UGA	UT
First Downs	20	26
Rushing: Att.-Yards	39-282	40-197
Passing: Comp.-Att.-Yds.-Int	20-26-286-1	24-45-281-3
Total Plays-Total Net Yards	64-560	85-478
Fumbles: Number-Lost	2-2	1-1
Penalties: Number-Yards	6-40	6-35
Punts: Number-Yards (Avg.)	5-187 (37.4)	4-125 (31.2)
Kickoff Returns: Number-Yards	3-38	5-97
Time of Possession	26:59	33:01
Third Down Conversions	6-of-11	8-of-15
Fourth Down Conversions	0-of-0	0-of-0
Sacks By: Number-Yards	1-3	1-8

STATISTICAL LEADERS

Rushing	Att.	Yds.	TD	Long
UT-Neal	23	104	1	20
UGA-Marshall	10	164	2	75
Passing	Att.	Comp.	Yds.	TD
UT-Bray	45	24	281	2
UGA-Murray	26	20	286	2
Receiving	Rec.	Yds.	TD	Long
UT-Rogers	6	51	1	22
UGA-Bennett	5	70	2	32
Punting	No.	Yds.	Avg.	Long
UT-Darr	3	124	41.3	53
UGA-Barber	5	187	37.4	46
Tackles	UT	AT	Tot.	
UT-Johnson	2	9	11	
UGA-Ogletree	6	8	14	
UGA-Rambo	3	6	9	

Worth Noting...

- Georgia scored 40+ points for a school-record fifth consecutive game, and the two teams combined for the most points in series history with 95.
- The Bulldogs have now scored on their opening drive in four out of five games this season. Against Tennessee, Georgia's first drive lasted 6:06 (longest of the year) and consisted of 13 plays (longest of the year).
- Junior tight end Arthur Lynch finished the game with three catches for a career-high 75 yards, including a career-long 38 yarder.
- Marc Deas recorded the Bulldogs' second blocked punt on the year in the third quarter. This marks the 21st blocked punt in the Mark Richt era.
- Alec Ogletree led the Bulldogs with a career-high 14 tackles and a tipped pass that led to an interception.
- Malcolm Mitchell started on offense for the first time in 2012.
- Game captains were SE Marlon Brown, DE Abry Jones, OLB Jarvis Jones and FS Connor Norman.

2012 Game Summaries

SOUTH CAROLINA

Oct. 6, 2012 • Williams-Brice Stadium - Columbia, S.C.

In a battle of undefeated Top-10 teams with SEC and NCAA Championship aspirations, No. 5 Georgia (5-1, 3-1 SEC) fell short against No. 6 South Carolina (6-0, 4-0 SEC) by a score of 35-7. Quarterback Aaron Murray finished the game 11-for-31 with 109 yards, while Ken Malcome led the rushing attack for the Bulldogs (45 yards on 5 carries) and finished with the team's lone touchdown of the night. Malcolm Mitchell caught three passes for a total of 52 yards and finished the game with 71 yards on two kickoff returns, including a 48-yard return in the first quarter.


Amarlo Herrera paced the defense with 11 total tackles, including seven unassisted, while John Jenkins recorded five solo and three assisted tackles. All-America linebacker Jarvis Jones totaled four tackles, including one sack for a loss of nine yards. Jones now owns a team-leading total of 5.5 sacks on the season.

Georgia found itself in a hole early, trailing 21-0 in the first quarter. The Gamecocks scored on their first drive when quarterback Connor Shaw found Bruce Ellington for a 20-yard touchdown. On Georgia's ensuing drive, Murray's pass was intercepted by DeVonte Holloman, and South Carolina turned the turnover into another touchdown when Shaw connected with Rory Anderson for a 14-yard score. The Gamecocks finished their first quarter scoring with a 70-yard punt return by Ace Sanders.

The Georgia defense shut out the Gamecocks in the second quarter, allowing South Carolina to gain only 34 total yards in the quarter. The best scoring opportunity for Georgia came after a 15-play, 80-yard drive in which the team went for a touchdown on fourth and goal from the 2-yard line. Murray's pass to Rantavious Wooten came up short, however, and the play resulted in a turnover on downs.

The Bulldogs received the kick off to start the second half and achieved a first down before being forced to punt again. After the teams exchanged two more punts, South Carolina added another touchdown on a 4-play drive that ended with a 62-yard pass from Shaw to D.L. Moore and an ensuing 1-yard touchdown run by Lattimore.

John Jenkins blocked an attempted South Carolina field goal midway through the third quarter, but Georgia was unable to score at all during the quarter. South Carolina held onto the ball for the first 9:28 of the fourth quarter while running exclusively rushing plays. Shaw eventually finished the drive with a 7-yard rushing touchdown. The Bulldogs finally scored their first points of the game at the 1:55 mark of the fourth quarter on a 3-yard touchdown run from Malcome.



Coach Mark Richt said...

"Like I told the guys, we took a whipping, but the good news was that we all took it together. It was a team loss. We got beat by a very good team that was primed and ready to go. But that doesn't mean that the season is over for Georgia. We still have an opportunity to keep fighting and keep playing and winning. If we are able to do that, then we will have a chance to get back to Atlanta and that's where we want to be."

Georgia	0	0	0	7	=	7
South Carolina	21	0	7	7	=	35

SC - B. Ellington 20-yard pass from Connor Shaw (Adam Yates kick), 12:28 1Q
 SC - R. Anderson 14-yard pass from Connor Shaw (Adam Yates kick), 6:29 1Q
 SC - Ace Sanders 70-yard punt return (Adam Yates kick), 5:18 1Q
 SC - Marcus Lattimore 1-yard run (Adam Yates kick), 8:30 3Q
 SC - Connor Shaw 7-yard run (Adam Yates kick), 6:17 4Q
 GA - Ken Malcome 3-yard run (Marshall Morgan kick), 1:55 4Q

Game Statistics

	UGA	SC
First Downs	15	20
Rushing: Att.-Yards	36-115	51-230
Passing: Comp.-Att.-Yds.-Int	11-31-109-1	6-10-162-0
Total Plays-Total Net Yards	67-224	61-392
Fumbles: Number-Lost	0-0	1-0
Penalties: Number-Yards	6-51	5-41
Punts: Number-Yards (Avg.)	7-289 (41.3)	4-150 (37.5)
Kickoff Returns: Number-Yards	2-71	1-22
Time of Possession	26:47	33:13
Third Down Conversions	7-of-16	5-of-12
Fourth Down Conversions	0-of-2	0-of-0
Sacks By: Number-Yards	1-9	2-16

STATISTICAL LEADERS

Rushing	Att.	Yds.	TD	Long
UGA-Malcome	5	45	1	20
SC-Lattimore	24	109	1	19

Passing	Att.	Comp.	Yds.	TD
UGA-Murray	31	11	109	0
SC-Shaw	10	6	162	2

Receiving	Rec.	Yds.	TD	Long
UGA-Mitchell	3	52	0	27
SC-Moore	1	62	0	62

Punting	No.	Yds.	Avg.	Long
UGA-Barber	7	289	41.3	48
SC-Hull	4	150	37.5	45

Tackles	UT	AT	Tot.
UGA-Herrera	7	4	11
UGA- John Jenkins	5	3	8
SC- Williams	7	0	7

Worth Noting...

- The game marked the first time since the 2009 LSU game in Athens that Georgia failed to score in the first half.
- The game was a top-10 matchup for the first time in series history with USC at #6 and Georgia at #5.
- Georgia saw its streak of consecutive wins in the regular season end at 15. Prior to this game, the last time Georgia lost a regular season game was last year against then #12 South Carolina in Athens 45-42 on Sept. 10.
- John Jenkins blocked a 33-yard field goal attempt by Adam Yates in the third quarter. It was the first field goal block by a Bulldog since 2009.
- Jarvis Jones registered a sack to give him 5.5 for the year and 19 in his Bulldog career.
- Game captains were junior QB Aaron Murray, senior CB Sanders Comings, senior LB Christian Robinson, and junior OT Kenarious Gates.

2012 Game Summaries

KENTUCKY

Oct. 20, 2012 • Commonwealth Stadium - Lexington, Ky.

Kentucky	7	7	3	7	=	24
Georgia	7	9	6	7	=	29

The No. 11 University of Georgia football team outlasted the Kentucky Wildcats 29-24 on Saturday night in front of 54,553 fans and a Fox SportSouth televised audience at Commonwealth Stadium in Lexington, Ky. With the win, Georgia improves to 6-1 on the season and 4-1 in Southeastern Conference play. Kentucky dropped to 1-7 overall and 0-5 in SEC play.

Aaron Murray led the team's aerial attack, going 30-of-38 for a career-high 427 yards and four touchdowns. During the game, Murray set Georgia's all-time record for touchdown passes in a career, surpassing David Greene, who finished with 72.

The Wildcats struck first, taking a 7-0 lead on the opening drive of the game. Kentucky kept it on the ground for most of the 13-play, 84-yard drive, before Morgan Newton completed a four-yard touchdown pass to Aaron Boyd.

The Bulldogs tied it at 7-7 on its second possession of the game. After starting in the shadows of his own goal posts, Murray found King for a 66-yard touchdown pass.

Kentucky went up 14-7 with just under 12 minutes left in the half on a two-yard run by Newton. The Bulldogs followed with its second touchdown in as many drives. King set up the touchdown with a 46-yard catch that set the Bulldogs up with 1st-and-Goal at the Kentucky five. Two plays later, Murray found King in the middle of the end zone for a touchdown. A missed point after brought the score to 14-13.

With just under two minutes left in the half, Murray orchestrated a drive that resulted in a 26-yard field goal by Marshall Morgan that sent the Bulldogs into the locker room holding a 16-14 lead.

In the second half the Wildcats marched down to the Georgia 16 before Geathers tackled Newton for a four-yard loss and Cornelius Washington batted down a pass. Kentucky had to settle for a field goal that allowed it to retake the lead at 17-16.

With 7:11 left in the third quarter, Murray led the Bulldogs on a six-play, 62-yard drive that was capped off with a 22-yard touchdown pass to Conley. Georgia went for the two-point conversion, but did not convert, giving it a five-point lead at 22-17.

With Georgia punting after a three-and-out, Kentucky was flagged for running into the kicker, giving the Bulldogs a fresh set of downs. Murray found Lynch over the middle for 22 yards on the first play after the penalty. Murray found Lynch from 10 yards out for the touchdown that made it a two-possession game at 29-17, following the Morgan extra point.

The Wildcats made it a one-possession game when it orchestrated a 10-play, 75-yard drive that resulted in a touchdown that made it a 29-24 game. The Wildcats attempted the onside kick, but Connor Norman recovered, giving Georgia the ball back near midfield with 3:59 left in the game. The Bulldogs controlled the clock during the final minutes, giving the Wildcats possession with 15 seconds on the clock. Kentucky was unable to score, sealing the 29-24 win for Georgia.

UK - Aaron Boyd 4 yd pass from Morgan Newton (C. McIntosh kick), 09:59 1Q
 GA - Tavarres King 66 yd pass from Aaron Murray (M. Morgan kick), 00:22 1Q
 UK - Morgan Newton 2 yd run (C. McIntosh kick), 11:54 2Q
 GA - Tavarres King 1 yd pass from Aaron Murray (M. Morgan kick failed), 08:28 2Q
 GA - Marshall Morgan 27 yd field goal, 00:00 2Q
 UK - Craig McIntosh 37 yd field goal, 10:46 3Q
 GA - Chris Conley 22 yd pass from Aaron Murray (A. Murray pass failed), 05:01 3Q
 GA - Arthur Lynch 10 yd pass from Aaron Murray (M. Morgan kick), 07:51 4Q
 UK - Raymond Sanders 3 yd run (C. McIntosh kick), 03:59 4Q

Game Statistics

	UK	UGA
First Downs	21	25
Rushing: Att.-Yards	43-206	32-77
Passing: Comp.-Att.-Yds.-Int	20-11-123-0	30-40-427-0
Total Plays-Total Net Yards	63-329	72-504
Fumbles: Number-Lost	1-0	1-0
Penalties: Number-Yards	3-16	8-70
Punts: Number-Yards (Avg.)	6-267 (44.5)	5-185 (37.0)
Kickoff Returns: Number-Yards	5-111	3-64
Time of Possession	27:57	32:03
Third Down Conversions	6-of-14	5-of-12
Fourth Down Conversions	1-of-1	0-of-1
Sacks By: Number-Yards	3-22	1-6

STATISTICAL LEADERS

Rushing	Att.	Yds.	TD	Long
UK-George	12	87	0	21
UGA-Gurley	12	47	0	12
Passing	Att.	Comp.	Yds.	TD
UK-Whitlow	13	9	86	0
UGA-Murray	38	30	427	4
Receiving	Rec.	Yds.	TD	Long
UK-King	4	45	0	24
UGA-King	9	188	2	66
UGA-Mitchell	9	103	0	27
Punting	No.	Yds.	Avg.	Long
UK-Foster	6	267	44.5	53
UGA-Barber	5	185	37.0	41
Tackles	UT	AT	Tot.	
UK-Williamson	7	6	13	
UGA-Ogletree	3	8	11	



Coach Mark Richt said...

"It's great to be able to go on the road in the SEC and get the win. I think Kentucky did a fantastic job tonight. My hat's off to coach (Joker) Phillips and his team. I'm also pleased with our team to do what they had to do to win the ballgame. A lot of big plays had to be made. We had to play good down the stretch in order to win it."

Worth Noting...

- Aaron Murray the school career TD pass record with 75 while completing a career-high 30 passes for a career-high 427 yards. Murray's 427 yards ranks as the second best in the SEC this year behind Texas A&M's Johnny Manziel's 453 against Arkansas.
- Tavarres King had a career-high 9 catches for a game-high 188 yards and tied his career high with two TDs. This marks his fifth career 100-yard game and his second this season.
- Sophomore SE Malcolm Mitchell finished with a career high 9 receptions for 103 yards. This was the first time since the 2010 Florida game when the Bulldogs had two 100-yard receivers in a game.
- Game captains were John Jenkins, Josh Harvey-Clemons, Chris Burnette and Abry Jones.
- Harvey-Clemons is the first true freshman to be named a captain since Rennie Curran in 2007.

2012 Game Summaries

FLORIDA

Oct. 27, 2012 • EverBank Field - Jacksonville, Fla.

Florida	0	6	0	3	=	9
Georgia	7	0	3	7	=	17

In the annual neutral-site matchup between Georgia and Florida in Jacksonville, the Bulldogs came away victorious by a score of 17-9 over their archrival. The Bulldogs forced six turnovers against the third-ranked Gators, and the Dawgs now control their own destiny in a quest to return to the SEC Championship for the second consecutive season.

The Georgia defense proved to be the story of the game, holding Florida without a touchdown on the day. Junior All-American outside linebacker Jarvis Jones was the spark for the defensive unit, recording a career-high 13 tackles (12 solo), including 4.5 tackles for loss for 24 yards and three sacks. He also added two fumble recoveries and a pair of forced fumbles.

Offensively, Georgia quarterback Aaron Murray finished with 150 yards and three interceptions on 12-of-24 passing. Malcolm Mitchell was Murray's top target, finishing with 74 yards and a touchdown on five catches.

Georgia forced a turnover on Florida's first drive when Damian Swann blitzed and sacked Florida quarterback Jeff Driskel to force a fumble that Jones recovered at the Florida 20-yard line. Three plays later, freshman Todd Gurley rushed over the left guard for a 10-yard score that gave the Bulldogs a 7-0 advantage early.

The Gators responded with a 70-yard drive but the Georgia defense held Florida to a field goal, making it a 7-3 game. An interception at the 42-yard line and returned to the 11-yard line by the Gators to set them up with 1st-and-10 at the Georgia 11. Once again, the Bulldog defense held strong, forcing another field goal to keep a 7-6 lead.

With less than a minute to play in the half and the Gators on the Georgia five-yard line, Bacarri Rambo intercepted a pass in the end zone to prevent the Gators from scoring and send the Bulldogs into the locker room holding a 7-6 lead. The interception by Rambo moved him into a tie for second all-time at UGA with 14.

With less than 10 minutes to go in the game, Swann picked off Driskel and returned it 15 yards to the UF 25. Georgia extended its lead to 10-6 with a 29-yard field goal by Morgan. The interception by Swann was the second forced turnover of the day for the sophomore.

The Gators cut the lead to one at 10-9 with a 50-yard field goal with 9:41 left to play. The Bulldogs responded with a seven play, 75-yard drive that put Georgia up 17-9. After a 10-yard completion to Gurley, 18-yard pass to Marlon Brown and a 12-yard completion to Mitchell, Murray found Mitchell streaking down the sideline for a 45-yard touchdown pass.

On the following drive, Georgia forced its sixth turnover and second in the end zone. Driskel marched the Gators 74 yards before Jones forced a fumble that was recovered by Sanders Commings in the end zone for a touchback that sealed the 17-9 victory for the Bulldogs.



Coach Mark Richt said...

"I'd say that we weren't soft. The defense rose to the occasion, and everyone fought their tails off. There was a lot of emotion and two really good football teams getting after it. We came out on top. I'm really proud of our players and coaches, and our fans were tremendous. Our seniors played well, and I know it's a game they'll remember for the rest of their lives."

GA - Todd Gurley 10-yard run (Marshall Morgan kick), 12:02 1Q

UF - Caleb Sturgis 38-yard field goal, 07:05 2Q

UF - Caleb Sturgis 22-yard field goal, 02:43 2Q

GA - Marshall Morgan 29-yard field goal, 08:34 3Q

UF - Caleb Sturgis 50-yard field goal, 09:41 4Q

GA - Malcolm Mitchell 45-yard pass from A. Murray (M. Morgan kick), 07:11 4Q

Game Statistics

	UGA	UF
First Downs	14	15
Rushing: Att.-Yards	35-123	40-75
Passing: Comp.-Att.-Yds.-Int	12-24-150-3	16-29-191-2
Total Plays-Total Net Yards	59-273	69-266
Fumbles: Number-Lost	0-0	6-4
Penalties: Number-Yards	14-132	10-95
Punts: Number-Yards (Avg.)	5-186 (37.2)	3-140 (46.7)
Kickoff Returns: Number-Yards	2-33	4-84
Time of Possession	26:19	33:41
Third Down Conversions	1-of-10	7-of-16
Fourth Down Conversions	0-of-0	0-of-1
Sacks By: Number-Yards	5-40	0-0

STATISTICAL LEADERS

Rushing	Att.	Yds.	TD	Long
UF-Gillislee	22	77	0	16
UGA-Gurley	27	118	1	23

Passing	Att.	Comp.	Yds.	TD
UF-Driskel	29	16	191	0
UGA-Murray	24	12	150	1

Receiving	Rec.	Yds.	TD	Long
UF-Reed	5	74	0	22
UGA-Mitchell	5	74	1	45

Punting	No.	Yds.	Avg.	Long
UF-Christy	3	140	46.7	49
UGA-Barber	5	186	37.2	48

Tackles	UT	AT	Tot.
UF-Purifoy	6	2	8
UGA-Jones	12	1	13
UGA-Williams	5	1	6

Worth Noting...

- For the first time in the series since 1988, Georgia held Florida without a touchdown. Also, Georgia handed the Gators their first loss of the season, spoiling a perfect start for the first time since 1966 when Florida was 7-0 entering this game (the Bulldogs won 27-10).
- For the first time since a three-year stretch from 1987-89, Georgia has won two straight over Florida. The Bulldogs improve to 49-40-2 in the series.
- All-American linebacker Jarvis Jones registered a career-high 13 tackles, 4.5 TFL, 2 forced fumbles, 2 fumble recoveries and 3 sacks. In his two-year career at Georgia, he has tallied 22 sacks which ranks 7th in school history.
- Todd Gurley scored his team-leading 11th touchdown of the season and he carried the ball for a career-high 27 times.
- Captains were Aaron Murray, Connor Norman, Chris Burnette, and Cornelius Washington.

2012 Game Summaries

OLE MISS

Nov. 3, 2012 • Sanford Stadium - Athens, Ga.

Ole Miss	3	7	0	0	=	10
Georgia	0	14	16	7	=	37

The No. 6 Bulldogs improved to 8-1 (6-1 SEC) on the season with a dominating 37-10 victory over the Ole Miss Rebels "Between the Hedges" in Sanford Stadium. QB Aaron Murray tossed four touchdown passes to four different receivers, including leading receiver Marlon Brown who picked up a game-high 113 yards and a touchdown on three catches.

Alec Ogletree led the way on defense for Georgia, recording a team-best 11 tackles, including a sack, two tackles for loss and an interception. Bacarri Rambo and Garrison Smith each finished with seven tackles, while Damian Swann added three tackles, a sack and two fumble recoveries.

The Rebels took a 10-0 lead on a field goal on the opening drive and an eight-play, 43-yard drive early in the second quarter. The TD drive was finished off with a 13-yard pass from QB Bo Wallace to Tanner Burns. Georgia answered on the next drive with a 66-yard TD pass from Murray to Brown to trim the Ole Miss lead to 10-7 following the extra point from freshman kicker Marshall Morgan.

After the Georgia defense forced Ole Miss to punt with just under four minutes left to play in the first half, Murray then connected on four of his next five passes to put the Bulldogs in prime scoring position at the Ole Miss 38-yard line. With 12 seconds on the clock and the pocket collapsing, Murray scrambled to keep the drive alive. He found Tavarres King at the goal line for 40 yards and a touchdown that sent the Bulldogs into the locker room holding a 14-10 lead following Morgan's extra point.

The Bulldogs continued firing on all cylinders offensively in the second half, scoring touchdowns on each of their first two possessions to take a 28-10 lead. Georgia scored their first touchdown of the half on a 42-yard pass from Murray to Malcolm Mitchell to cap a 79-yard drive that took just 2:02 off the clock. The second touchdown finished off a six play, 76-yard drive that ended with fullback Alexander Ogletree running the ball in from eight yards out for his first career touchdown. Alexander's twin brother, Alec, helped Georgia add two points with a tackle of Jeff Scott in the end zone for a safety late in the third quarter.

Midway through the fourth quarter, freshman tailback Todd Gurley had a 31-yard gain to set up a 23-yard touchdown pass from Murray to Rantavious Wooten that sealed the 37-10 victory for Georgia following Morgan's PAT.

No. 6 Georgia returns to action next Saturday when they renew the Deep South's oldest rivalry with a 7 p.m. contest in Auburn, Ala., against the Auburn Tigers. The game will be aired on ESPNU. With a win over the Tigers, Georgia would clinch the SEC Eastern Division and would advance to the SEC Championship in Atlanta for the second consecutive season.



Coach Mark Richt said...

"In the first half, I thought they (Ole Miss) outplayed us, but we outscored them...We were fortunate to make some play to get it going in the right direction. We're one game away from our goal of winning the Eastern Division. We've got a lot of work to do between now and then. It's never easy going to Auburn. They'll be playing out of their minds. We've got to be prepared for that."

- UM - Bryson Rose 34-yard field goal, 12:06 1Q
- UM - Jamal Mosley 13-yard pass from Bo Wallace (Bryson Rose kick), 11:45 2Q
- GA - Marlon Brown 66-yard pass from A. Murray (M. Morgan kick), 10:30 2Q
- GA - Tavarres King 40-yard pass from A. Murray (M. Morgan kick), 00:03 2Q
- GA - M. Mitchell 42-yard pass from A. Murray (M. Morgan kick), 12:52 3Q
- GA - Alexander Ogletree 8-yard run (Marshall Morgan kick), 09:17 3Q
- GA - TEAM safety, 00:49 3Q
- GA - R. Wooten 23-yard pass from A. Murray (M. Morgan kick), 08:29 4Q

Game Statistics

	UGA	UM
First Downs	23	12
Rushing: Att.-Yards	45-149	29-46
Passing: Comp.-Att.-Yds.-Int	21-28-384-0	17-28-188-1
Total Plays-Total Net Yards	73-533	57-234
Fumbles: Number-Lost	2-2	2-2
Penalties: Number-Yards	3-24	1-15
Punts: Number-Yards (Avg.)	6-285 (47.5)	8-365 (45.6)
Kickoff Returns: Number-Yards	2-40	3-55
Time of Possession	35:15	24:45
Third Down Conversions	7-of-15	2-of-13
Fourth Down Conversions	0-of-1	0-of-1
Sacks By: Number-Yards	4-16	5-34

STATISTICAL LEADERS

Rushing	Att.	Yds.	TD	Long
UM-Scott	13	21	0	5
UGA-Gurley	18	117	0	31

Passing	Att.	Comp.	Yds.	TD
UM-Wallace	25	16	187	1
UGA-Murray	28	21	384	4

Receiving	Rec.	Yds.	TD	Long
UM-Mackey	4	23	0	12
UGA-Brown	3	113	1	66

Punting	No.	Yds.	Avg.	Long
UM-Broadway	8	365	45.6	52
UGA-Barber	5	241	48.2	60

Tackles	UT	AT	Tot.
UM-Prewitt	6	5	11
UGA-Alec Ogletree	5	6	11
UGA-Rambo	5	2	7

Worth Noting...

- Georgia shut out an opponent in the second half for the second time this season (also did so against Vanderbilt).
- Alec Ogletree had a safety at the 0:49 mark in the third quarter, marking the Bulldogs' first safety since Brandon Boykin had one in the 2012 Outback Bowl.
- QB Aaron Murray now owns a school-record 80 career TD passes, which ranks sixth in SEC history.
- Junior FB Alexander Ogletree rushed for an eight-yard TD, the first of his career. He also tied his career-high with two catches for 12 yards.
- Freshman punter Collin Barber kicked a career-long 60-yard punt in the first quarter, and it was the longest punt since Drew Butler's 62-yarder vs. LSU in last year's SEC Championship.
- Soph. SS Corey Moore got his first career start on offense at wideout
- Captains were junior OLB Jarvis Jones, RS sophomore ILB Kosta Vavlas, sophomore C David Andrews and senior DE Cornelius Washington.