



2021 LITTLE ROCK BASEBALL

Assistant AD/Communications: Rand Champion Phone: (501) 351-3385 Email: rdchampion@ualr.edu

2021 SCHEDULE

Overall: 5-5 | Sun Belt: 0-0

FEBRUARY

21	at Oral Roberts	W	4-3
22	at Oral Roberts	L	3-7
23	at #17 Oklahoma State	Canceled	
24	at #17 Oklahoma State	L	2-7
26	Eastern Illinois	L	6-12
26	Eastern Illinois	L (7)	1-17
27	Eastern Illinois	W	6-5

MARCH

3	Central Arkansas	W	5-3
5	at North Alabama	L	4-6
6	at North Alabama	W	9-1
7	at North Alabama	W	10-3
12	at Auburn	4 p.m.	
13	at Auburn	2 p.m.	
14	at Auburn	1 p.m.	
19	Texas State*	6 p.m.	
20	Texas State*	6 p.m.	
21	Texas State*	1 p.m.	
23	at Arkansas-Pine Bluff	3 p.m.	
26	at Southern Illinois	6 p.m.	
27	at Southern Illinois	2 p.m.	
28	at Southern Illinois	1 p.m.	
30	Arkansas-Pine Bluff	3 p.m.	

APRIL

1	at Arkansas State*	6 p.m.	
2	at Arkansas State*	6 p.m.	
3	at Arkansas State*	1 p.m.	
6	at Arkansas	6 p.m.	
7	at Arkansas	4 p.m.	
9	South Alabama*	6 p.m.	
10	South Alabama*	6 p.m.	
11	South Alabama*	1 p.m.	
13	at Central Arkansas	6 p.m.	
16	at ULM*	6 p.m.	
17	at ULM*	2 p.m.	
18	at ULM*	1 p.m.	
20	at Ole Miss	6:30 p.m.	
23	Louisiana*	6 p.m.	
24	Louisiana*	6 p.m.	
25	Louisiana*	1 p.m.	
30	at UT Arlington*	6:30 p.m.	

MAY

1	at UT Arlington*	6:30 p.m.	
2	at UT Arlington*	1 p.m.	
4	at Ole Miss	6:30 p.m.	
7	at Sam Houston State	6:30 p.m.	
8	at Sam Houston State	3 p.m.	
9	at Sam Houston State	1 p.m.	
14	Appalachian State*	6 p.m.	
15	Appalachian State*	6 p.m.	
16	Appalachian State*	1 p.m.	
20	at Georgia State*	5 p.m.	
21	at Georgia State*	3 p.m.	
22	at Georgia State*	11 a.m.	
25-30	Sun Belt Conference Tournament ^		

* Sun Belt Conference game | ^ Montgomery, Ala.

GAMES 11-13

LITTLE ROCK TROJANS (5-5, 0-0 SUN BELT)

Head Coach: Chris Curry (Arkansas Tech, 2008)

Record at Little Rock: 134-164 (7th season)

Overall Record: 134-164 (7th season)



AUBURN TIGERS (8-4, 0-0 SOUTHEASTERN)

Head Coach: Butch Thompson (Birmingham-Southern, 1992)

Record at Auburn: 162-119 (6th season)

Overall Record: 201-140 (7th season)



SERIES INFORMATION

MEDIA

LOCATION: Auburn, Ala. | Plainsman Park

GAME ONE: Friday, March 12 | 4 p.m. | SEC Network +

TALENT: Graham Doty and Mark Fuller

GAME TWO: Saturday, March 13 | 2 p.m. | SEC Network

TALENT: Clay Matvick and Ben McDonald

GAME THREE: Sunday, March 14 | 1 p.m. | SEC Network +

TALENT: Andy Burcham and Brad Law

LIVE STATS: AuburnTigers.com

TWITTER UPDATES: @LittleRockBSB



SERIES HISTORY

SERIES: First Meeting

STREAK: N/A

FIRST MEETING: N/A

LAST MEETING: N/A

LAST WIN IN LITTLE ROCK: N/A

LAST WIN IN AUBURN: N/A

CURRY vs. AUBURN: 0-0

TALE OF THE TAPE



	AVERAGE	
.278		.328
50	RUNS	121
93	HITS	143
16	DOUBLES	28
1	TRIPLES	5
8	HOME RUNS	17
43	RBI	114
135	TOTAL BASES	232
.404	SLUGGING PCT.	.532
32	WALKS	76
8	STOLEN BASES	16
.961	FIELDING PCT.	.976
5.29	EARNED RUN AVERAGE	3.56
85.0	INNINGS PITCHED	108.2
83	HITS ALLOWED	87
64	RUNS ALLOWED	49
50	EARNED RUNS ALLOWED	43
54	WALKS	40
82	STRIKEOUTS	113
.254	OPPONENT AVG.	.220

PROJECTED STARTERS

Pos.	#	Player	Avg.	AB	R	H	2B	3B	HR	RBI	SLG	BB	SB-ATT
C	28	John Michael Russ	.500	36	6	18	0	0	0	4	.500	3	1-2
1B	33	Kobe Barnum	.333	18	3	6	0	0	2	7	.667	1	0-0
2B	21	Jordan Hussein	.400	25	5	10	2	0	0	2	.480	1	1-2
SS	2	Eldrige Figueroa	.205	39	6	8	4	0	0	4	.308	2	0-1
3B	6	Nathan Lyons	.355	31	5	11	3	0	1	4	.548	8	0-1
LF	5	Miguel Soto	.189	37	3	7	2	0	0	1	.243	2	2-2
CF	13	Tyler Williams	.297	37	6	11	2	1	2	9	.568	2	2-3
RF	7	Noah Dickerson	.229	35	7	8	2	0	1	8	.371	7	0-0
DH	4	Chris Prentiss	.200	30	4	6	0	0	0	1	.200	0	2-2

PITCHING ROTATION

	LITTLE ROCK		AUBURN	
FRI	17 - Aaron Funk (Sr., RHP)	0-1, 12.2 IP, 5.68 ERA	vs. 20 - Cody Greenhill (Sr., RHP)	1-0, 9.1 IP, 2.89 ERA
SAT	30 - Hayden Arnold (Sr., RHP)	1-1, 11.2 IP, 8.49 ERA	vs. 18 - Mason Barnett (So., RHP)	1-0, 10.2 IP, 0.84 ERA
SUN	25 - Jack DeCooman (R-Jr., LHP)	0-1, 13.0 IP, 4.15 ERA	vs. 21 - Trace Bright (So., RHP)	2-0, 16.0 IP, 1.12 ERA



NEWS AND NOTES

SERIES HISTORY

All-Time Series	First Meeting
Streak	N/A
In Little Rock	0-0
In Auburn	0-0
Neutral	0-0

TROJANS vs. THE SEC

Overall Record: 9-35 (.205)

School	W-L	Pct.	Last
Alabama	0-3	.000	Feb. 22, 1998 (L, 3-20)
Arkansas	1-0	1.000	Apr. 2, 2019 (W, 17-7)
Auburn	0-0	.000	N/A
Florida	0-2	.000	Feb. 11, 1998 (L, 2-8)
Georgia	0-1	.000	June 4, 2011 (L, 3-7)
Kentucky	0-0	.000	N/A
LSU	0-3	.000	Feb. 20, 2005 (L, 9-15)
Mississippi State	1-8	.111	Mar. 19, 2019 (L, 4-15)
Missouri	2-2	.500	Mar. 21, 2017 (L, 8-11)
Ole Miss	5-16	.238	Mar. 5, 2019 (L, 8-11)
South Carolina	0-0	.000	N/A
Tennessee	0-0	.000	N/A
Texas A&M	0-0	.000	N/A
Vanderbilt	0-0	.000	N/A

TROJAN LEADERS

BATTING

Batting Average	.500	John Michael Russ
Slugging Percentage	.667	Kobe Barnum
Runs Scored	7	Noah Dickerson
Hits	18	John Michael Russ
Runs Batted In	9	Tyler Williams
Doubles	4	Eldrige Figueroa
Triples	1	Tyler Williams
Home Runs	2	T. Williams, K. Barnum
Total Bases	21	Tyler Williams
Walks	8	Nathan Lyons
Stolen Bases	2	Three Players
At Bats	39	Eldrige Figueroa

PITCHING

Earned Run Average	.082	Aaron Barkley
Opposing Batting Avg.	.000	Calvin Hunt
Wins	2	Aaron Barkley
Losses	1	Five Players
Saves	1	Aaron Barkley
Innings Pitched	13.0	Jack DeCooman
Strikeouts	13	Hayden Arnold
Appearances	5	Austin Smith
Wild Pitches	1	Three Players
Balks	1	Erik McKnight
Hit Batters	2	C. Evans, J. Weatherley

SCOUTING THE TIGERS

Auburn enters the weekend series at 8-4 on the year, dropping two of three to 18th-ranked Boston College on the weekend before rallying for a 6-5 win over UAB Tuesday. The Tigers are one of the nation's top batting teams with a .328 team average and 12 players batting .300 or better on the season. The Tigers lead the nation in hits (143) and rank seventh in doubles (28), eighth in scoring (10.1 rpg), ninth in triples (five), 12th in batting average and 13th in slugging percentage (.532). On the mound, Auburn boasts a team GPA of 3.56 while limiting the opposition to a .220 batting average. The Tiger pitching staff has accounted for 113 strikeouts on the year opposed to 40 walks.

LAST TIME OUT

Little Rock earned its first series victory of the season, taking two of three from North Alabama in Florence. Little Rock rallied to tie game one 4-4 in the eighth before falling 6-4, then the bats came alive in a 9-1 victory Saturday and a 10-3 win Sunday. It was the Trojans' first series victory since taking two of three from the Lions at Gary Hogan Field February 28 - March 1, 2020.

TROJANS AGAINST THE SEC

Little Rock enters this weekend's series at Auburn 9-35 (.205) all-time in program history against the SEC, facing eight of the current 14 members of the conference. The most common foe has been Ole Miss, facing the Rebels 21 times with a 5-16 (.238) all-time mark. Little Rock's last win over a member of the SEC came in 2019 in a historic 17-7 win over reigning national runner-up Arkansas at Baum-Waker Stadium in the first-ever meeting between the two in-state programs.

PRaise FOR BARNUM

Senior first baseman Kobe Barnum was named Sun Belt Player of the Week for his efforts in the Trojan series victory at North Alabama. Barnum was 5-for-10 with a 1.100 slugging percentage, two home runs and seven RBI against the Lions. He had a career day for the Trojans on Sunday, going 4-for-5 with six RBI and seven total bases, sparking the Little Rock offense.

ALL ABOARD THE RUSS BUSS

Senior catcher John Michael Russ has emerged as Little Rock's top offensive bat early in the 2021 season, batting .500 through the first nine games to lead the Sun Belt Conference and rank 17th nationally. Russ is 18-of-36 on the year with all of his hits coming in the form of singles, driving in four runs with six runs scored. At North Alabama, Russ was 8-of-12 (.667) with three RBI and three runs scored, drawing a pair of walks.

DOING IT ALL

Sophomore center fielder Tyler Williams is building on the success of his freshman season. The top Sun Belt prospect for 2022 by Perfect Game, Williams leads the Trojans in RBI (nine), triples (one) and total bases (21), is tied for first in home runs (two) and tied for third in doubles (two) and stolen bases (two).

DEUCES FOR NUMBER TWO

Senior shortstop Eldrige Figueroa is living up to his uniform number of "2," leading the Trojans with four doubles on the year, one shy of the Sun Belt leaders with five. Batting in the leadoff spot in all nine games, Figueroa ranks second on the team with six runs scored while driving in four on the season.

BAD MAN BARKLEY

Graduate transfer Aaron Barkley has been a force out of the bullpen for the Trojans this season, posting a 2-0 record with a save in four appearances on the year. Barkley has posted a 0.82 ERA in 11.0 innings pitched with 10 strikeouts, building on the 136 Ks he had in two seasons at Mississippi Valley State.

EXPERIENCE COUNTS

Little Rock boasts one of the most experienced pitching staffs in the Sun Belt Conference this season, combining for 624 innings pitched at the Division I level and 626 strikeouts. Saturday starter Hayden Arnold is the Trojans' active leader in both innings pitched (145.2) and strikeouts (158).

WE GOT THE FUNK

Senior right hander Aaron Funk enters the year as the Sun Belt's Preseason Pitcher of the Year, coming off a breakout 2020 season. Funk led the Sun Belt with 31.1 innings pitched with a 2.01 ERA, striking out 37 to rank 26th nationally. He was a two-time Sun Belt Pitcher of the Week with a pair of complete games, tying the league record and the top performance in the NCAA in 2020 with 17 strikeout against North Alabama on March 1.

SHUT 'EM DOWN COLE

Senior right hander Cole Evans continues to rank as one of the highest strikeout per nine innings players in the Sun Belt, adding seven in 3.2 innings to up his season mark to 17.3. For his career, Evans has 30 strikeouts in 18.1 innings pitched for a 14.7 strikeouts per nine, which would rank first in program history should he meet the minimum innings pitched (60.0).

YEAR SEVEN FOR CURRY

Head coach Chris Curry is in his seventh year at the helm of the Trojans with an overall record of 134-164 and 73-73 in Sun Belt play, which is three wins shy of matching Gary Hogan for the most league victories in program history. The series victory over North Alabama was the 34th of Curry's Trojan career as he has guided Little Rock to three-straight seasons of .500 or better. Nine of his former Trojans have gone on to sign MLB contracts, including Kale Emshoff signing with the Royals in 2020.

BACK TO BAMA

Little Rock will return to Alabama to conclude a six-game road swing in the Yellowhammer State, coming off the series win in Florence last weekend. The Trojan roster boasts a pair of players from the state of Alabama in freshmen pitchers Matthew Davis (Selma) and Chance Vaught (Mobile).

WE ARE LITTLE ROCK

As part of its rebranding as "Little Rocks Team," the athletic teams representing the University of Arkansas at Little Rock are now referred to as "Little Rock." In all instances, "LR" should be used on scoreboards or television graphics for abbreviation. We respectfully ask that you please refrain from using UALR, UA Little Rock, Ark-LR, Arkansas-Little Rock or any other name when referencing the Trojans.





QUICK FACTS

UNIVERSITY INFORMATION

Official Name	University of Arkansas at Little Rock
Preferred Nickname	Little Rock
Location	Little Rock, Ark.
Founded	1927
Enrollment	8,063 (Fall 2020)
Nickname	Trojans
Colors	Maroon and Gray
Conference	Sun Belt
Chancellor	Dr. Christina Drale
Director of Athletics	George Lee

COACHING STAFF

Head Coach	Chris Curry
Alma Mater	Arkansas Tech, 2008
Little Rock Record	134-164 (7th season)
Overall Record	134-164 (7th season)
Assistant Coach	Noah Sanders
Alma Mater	Arkansas-Monticello, 2010
Assistant Coach	R.D. Spiehs
Alma Mater	Nebraska, 2009
Dir. of Operations/Analytics	Eric Hansen
Graduate Manager	Christian Reyes
Volunteer Assistant	Jacob Caples

BASEBALL INFORMATION

2020 Record	9-8 (.529)
2019 Sun Belt Record/Finish	18-11 (.621) 2nd - West
2019 Sun Belt Tournament	1-2 (Quarterfinals)
Letterwinners Returning/Lost	19/7
Position Starters Returning/Lost	6/5
Pitchers Returning/Lost	10/2
Newcomers	16
Facility	Gary Hogan Field
Capacity	1,000 (550 seated)
Year Opened	1978 (as Curran Conway Field)
First Year of Baseball (Recorded)	1975
Overall All-Time Record	1,009-1,274-1 (.442)
First Year of Division I Baseball	1979
Overall Division I Record	938-1,186-1 (.442)
First Year of Sun Belt Conference Affiliation	1992
Overall Sun Belt Record	268-477 (.360)
Sun Belt Tournament Appearances	11
Sun Belt Tournament Champions	2011
NCAA Tournament Appearances	2011

MEDIA INFORMATION

Assistant A.D./Baseball Contact	Rand Champion
Email	rdchampion@ualr.edu
Phone	(501) 351-3385
Twitter	@RandChampion
Athletic Department Phone	(501) 569-3167
Athletic Website	LTrojans.com
Facebook	Little Rock Baseball
Twitter	@LittleRockBSB
Instagram	@littlerocksb

2021 TROJAN ROSTER

No.	Name	B/T	Pos.	Ht.	Wt.	Yr.*	Hometown / Previous School
1	Christian Bernabe	R/R	INF	5-11	175	So.	Deltona, Fla. / Florida Virtual School
2	Eldrige Figueroa	S/R	INF	5-8	160	Sr.	Carolina, Puerto Rico / Oviedo H.S. (Fla.)
4	Chris Prentiss	R/R	INF	6-2	180	Gr.	Vicksburg, Miss. / Jackson State
5	Miguel Soto	R/R	INF	6-0	185	Jr.	Kissimmee, Fla. / TNXL Academy
6	Nathan Lyons	R/R	INF	5-11	175	Jr.	Bentonville, Ark. / Bentonville H.S.
7	Noah Dickerson	L/R	OF	6-4	190	R-So.	Windermere, Fla. / Stetson
8	Tim Dixon	R/R	OF	6-0	185	Sr.	Debray, Fla. / Seminole State College
9	Will Spears	R/R	INF	5-11	185	So.	New Orleans, La. / St. Augustine H.S.
10	Anthony Socci	R/R	C	6-1	215	Jr.	Norwalk, Conn. / Lackawanna C.C.
12	Reese Lansville	R/R	RHP	5-10	185	So.	Centennial, Colo. / Northeast C.C. (Neb.)
13	Tyler Williams	R/R	OF	6-2	180	So.	Lilburn, Ga. / Redan H.S.
14	Eli Sievert	R/R	RHP	6-2	185	5th	Thornton, Colo. / Trinidad State
16	Jacob Weatherley	R/R	RHP	5-11	160	Fr.	Jonesboro, Ark. / Jonesboro, H.S.
17	Aaron Funk	R/R	RHP	6-5	215	Sr.	Lawrence, Kan. / Lawrence Free State H.S.
18	Aaron Barkley	R/R	RHP	6-1	225	Gr.	El Cajon, Calif. / Mississippi Valley State
19	Calvin Hunt	R/R	RHP	6-3	175	So.	Arvada, Colo. / Ralston Valley H.S.
20	Kenny Rodriguez	R/R	OF	6-0	205	Sr.	Tampa, Fla. / Gaither H.S.
21	Jordan Hussein	R/R	INF	6-0	160	Sr.	Houston, Texas / Crowder College
22	Marlon Lindsey	R/L	OF	6-3	215	Jr.	Lafayette Hills, Pa. / Lackawanna C.C.
23	Robert Diaz	R/R	C	6-1	200	Fr.	Saint Cloud, Fla. / TNXL Academy
24	Canyon McWilliams	L/L	1B	6-1	220	Gr.	Shaker Heights, Ohio / Ohio Wesleyan
25	Jack DeCooman	L/L	LHP	6-5	205	R-Jr.	North Vancouver, B.C. / Washington
26	Cal Beardsley	L/L	LHP	6-1	185	Sr.	Orem, Utah / Salt Lake C.C.
27	Luke Wallner	R/R	RHP	5-11	205	Sr.	Forest Lake, Minn. / Meridian C.C.
28	John Michael Russ	R/R	C	6-0	205	Sr.	Texarkana, Texas / Northeast Texas C.C.
29	Matthew Davis	R/R	RHP	6-5	185	Fr.	Selma, Ala. / John T. Morgan Academy
30	Hayden Arnold	L/R	RHP	6-3	186	Sr.	Rison, Ark. / Watson Chapel H.S.
31	Chance Vaught	L/L	LHP	6-1	190	Fr.	Mobile, Ala. / Mobile Christian School
32	Jake Wright	R/R	C	5-10	190	So.	Bryant, Ark. / Murray State College
33	Kobe Barnum	L/L	1B	6-2	195	Sr.	Temple Terrace, Fla. / Seminole State College
34	Dillon Delgadillo	R/R	RHP	5-10	195	5th	Corpus Christi, Texas / Western Texas College
35	Zane Neves	L/R	RHP	6-0	205	So.	Jonesboro, Ark. / St. John's River State College
36	Austin Smith	L/L	LHP	6-2	195	Sr.	Fort Worth, Texas / Howard College
37	Erik McKnight	R/R	RHP	6-2	195	So.	Littleton, Colo. / Heritage H.S.
39	Sawyer Smallwood	L/L	LHP	6-3	195	Jr.	Texarkana, Texas / Northeast Texas C.C.
40	John Boushelle	R/R	RHP	6-7	210	Gr.	Fayetteville, Ark. / McNeese
44	Cole Evans	R/R	RHP	6-5	235	Sr.	Liberal, Kan. / Seward County C.C.

* All players received an extra year of eligibility following the 2020 season due to the global coronavirus pandemic

SUN BELT CONFERENCE

SUN BELT STANDINGS

Through games of Tuesday, March 9, 2021

West Division	Sun Belt		Overall	
	W-L	Pct.	W-L	Pct.
Louisiana	0-0	.000	9-4	.692
ULM	0-0	.000	5-4	.556
LITTLE ROCK	0-0	.000	5-5	.500
UT Arlington	0-0	.000	5-6	.455
Texas State	0-0	.000	6-8	.429
Arkansas State	0-0	.000	1-7	.125

East Division	W-L		Pct.	
	W-L	Pct.	W-L	Pct.
Coastal Carolina	0-0	.000	8-3	.727
Appalachian State	0-0	.000	6-5	.545
Troy	0-0	.000	7-6	.538
Georgia Southern	0-0	.000	6-6	.500
South Alabama	0-0	.000	6-6	.500
Georgia State	0-0	.000	4-10	.286

UPCOMING SCHEDULE

Friday, March 12 - Sunday, March 14

Appalachian State at UNC Wilmington	Wilmington, N.C.
Arkansas State at Oklahoma	Norman, Okla.
Florida International at Coastal Carolina	Conway, S.C.
Georgia State at Kentucky	Lexington, Ky.
Houston at Texas State	San Marcos, Texas
Jacksonville State at South Alabama	Mobile, Ala.
Lamar at UT Arlington	Arlington, Texas
Little Rock at Auburn	Auburn, Ala.
Louisiana at Southern Miss	Hattiesburg, Miss.
Tulane at Troy	Troy, Ala.
UAB at Georgia Southern	Statesboro, Ga.
ULM at Ole Miss	Oxford, Miss.





2021 TROJAN RADIO/TV ROSTER



CHRISTIAN BERNABE
So. | 5-11 | 175 | R/R
INF | Deltona, Fla.



ELDRIGE FIGUEROA
Sr. | 5-8 | 160 | S/R
INF | Carolina, Puerto Rico



CHRIS PRENTISS
Gr. | 6-2 | 180 | R/R
INF | Vicksburg, Miss.



MIGUEL SOTO
R-So. | 6-0 | 185 | R/R
INF | Kissimmee, Fla.



NATHAN LYONS
Jr. | 5-11 | 175 | R/R
INF | Bentonville, Ark.



NOAH DICKERSON
R-So. | 6-4 | 190 | L/R
OF | Windermere, Fla.



TIM DIXON
Sr. | 6-0 | 185 | R/R
OF | Debray, Fla.



WILL SPEARS
So. | 5-11 | 185 | R/R
INF | New Orleans, La.



ANTHONY SOCCI
Jr. | 6-1 | 215 | R/R
C | Norwalk, Conn.



REESE LANSVILLE
So. | 5-10 | 185 | R/R
RHP | Centennial, Colo.



TYLER WILLIAMS
So. | 6-2 | 180 | R/R
OF | Liburn, Ga.



ELI SIEVERT
5th | 6-2 | 185 | R/R
RHP | Thornton, Colo.



JACOB WEATHERLEY
Fr. | 5-11 | 160 | R/R
RHP | Jonesboro, Ark.



AARON FUNK
Sr. | 6-5 | 215 | R/R
RHP | Lawrence, Kan.



AARON BARKLEY
Gr. | 6-1 | 225 | R/R
RHP | El Cajon, Calif.



CALVIN HUNT
So. | 6-3 | 175 | R/R
RHP | Arvada, Colo.



KENNY RODRIGUEZ
Sr. | 6-0 | 205 | R/R
OF | Tampa, Fla.



JORDEN HUSSEIN
Fr. | 6-0 | 160 | R/R
INF | Houston, Texas



MARLON LINDSEY
Jr. | 6-3 | 215 | R/L
OF | Lafayette Hills, Pa.



ROBERT DIAZ
Fr. | 6-1 | 200 | R/R
C | Saint Cloud, Fla.



CANYON McWILLIAMS
Gr. | 6-1 | 220 | L/L
1B | Shaker Heights, Ohio



JACK DeCOOMAN
R-Jr. | 6-5 | 205 | L/L
LHP | North Vancouver, B.C.



CAL BEARDSLEY
Sr. | 6-1 | 185 | L/L
LHP | Orem, Utah



LUKE WALLNER
Sr. | 5-11 | 205 | R/R
RHP | Forest Lake, Minn.



JOHN MICHAEL RUSS
Sr. | 6-0 | 205 | R/R
C | Texarkana, Texas




MATTHEW DAVIS
Fr. | 6-5 | 185 | R/R
RHP | Selma, Ala.



HAYDEN ARNOLD
Sr. | 6-3 | 186 | L/R
RHP | Rison, Ark.



CHANCE VAUGHT
Fr. | 6-1 | 190 | L/L
LHP | Mobile, Ala.




JAKE WRIGHT
So. | 5-10 | 190 | R/R
C | Bryant, Ark.



KOBE BARNUM
Sr. | 6-2 | 195 | L/L
1B | Temple Terrace, Fla.



DILLON DELGADILLO
5th | 5-10 | 195 | R/R
RHP | Corpus Christi, Texas



ZANE NEVES
So. | 6-0 | 205 | L/R
RHP | Jonesboro, Ark.




AUSTIN SMITH
Sr. | 6-2 | 195 | L/L
LHP | Fort Worth, Texas



ERIK MCKNIGHT
So. | 6-2 | 195 | R/R
RHP | Littleton, Colo.



SAWYER SMALLWOOD
Jr. | 6-3 | 195 | L/L
LHP | Texarkana, Texas



JOHN BOUSHELLE
Gr. | 6-7 | 210 | R/R
RHP | Fayetteville, Ark.



COLE EVANS
Sr. | 6-5 | 235 | R/R
RHP | Liberal, Kan.



CHRIS CURRY
Head Coach
Seventh Season



NOAH SANDERS
Assistant Coach
Fourth Season



R.D. SPIENS
Assistant Coach
Third Season



ERIC HANSEN
Director of Operations/Analytics
First Season



CHRISTIAN REYES
Graduate Manager
Second Season



JACOB CAPLES
Volunteer Assistant Coach
Third Season

ALPHABETICAL ROSTER

No.	Player	Yr.	Pos.
30	Hayden Arnold	Sr.	RHP
18	Aaron Barkley	Gr.	RHP
33	Kobe Barnum	Sr.	1B
26	Cal Beardsley	Sr.	LHP
1	Christian Bernabe	So.	IF
40	John Boushelle	Gr.	RHP
29	Matthew Davis	Fr.	RHP
25	Jack DeCooman	R-Jr.	LHP
34	Dillon Delgadillo	5th	RHP
23	Robert Diaz	Fr.	C
7	Noah Dickerson	R-So.	OF
8	Tim Dixon	Sr.	OF
44	Cole Evans	Sr.	RHP
2	Eldrige Figueroa	Sr.	IF
17	Aaron Funk	Sr.	RHP
19	Calvin Hunt	So.	RHP
21	Jordan Hussein	Sr.	IF
12	Reese Lansville	So.	RHP
22	Marlon Lindsey	Jr.	OF
6	Nathan Lyons	Jr.	IF
37	Erik McKnight	So.	RHP
24	Canyon McWilliams	Gr.	1B
35	Zane Neves	So.	RHP
4	Chris Prentiss	Gr.	IF
20	Kenny Rodriguez	Sr.	OF
28	John Michael Russ	Sr.	C
14	Eli Sievert	5th	RHP
39	Sawyer Smallwood	Jr.	LHP
36	Austin Smith	Sr.	LHP
10	Anthony Socci	Jr.	C
5	Miguel Soto	Jr.	IF
9	Will Spears	So.	IF
31	Chance Vaught	Fr.	LHP
27	Luke Wallner	Sr.	RHP
16	Jacob Weatherley	Fr.	RHP
13	Tyler Williams	So.	OF
32	Jake Wright	So.	C

PRONUNCIATIONS

Christian Bernabe	BURR-na-bee
John Boushelle	boo-SHELL
Dillon Delgadillo	del-guh-DEE-yo
Eldrige Figueroa	fig-uh-ROW-uh
Jordan Hussein	who-SANE
Eli Sievert	SEE-vert
Anthony Socci	SO-chee





HEAD COACH CHRIS CURRY



THE CURRY FILE

PERSONAL

Hometown: Little Rock, Ark.
High School: Conway H.S.
College: Arkansas Tech, 2008
Family: Chassity (wife), Caleb (son), Lily (daughter)

PLAYING EXPERIENCE

1997-98: Meridian C.C.
1999: Mississippi State
1999: Eugene Emeralds
2000-01: Lansing Lugnuts
2001-02: Daytona Cubs | West Tennessee Diamond Jaxx
2002: Iowa Cubs
2003-05: Norwich Navigators
2006: Gary SouthShore RailCats

DRAFT SELECTIONS

1996: 26th round - San Francisco Giants
1997: 17th round - Detroit Tigers
1998: 52nd round - Detroit Tigers
1999: 9th round - Chicago Cubs

COACHING EXPERIENCE

2007: Hendrix (Assistant Coach)
2008: Arkansas Tech (Assistant Coach)
2009-10: Arkansas (Assistant Coach)
2011-12: Meridian C.C. (Head Coach)
2013-14: Northwestern State (Assistant Coach)
2015-Present: Little Rock (Head Coach)

DIVISION I COACHING RECORD

Year	School	Overall	Pct.	Conf.	Pct.
2015	Little Rock	16-33	.327	12-17	.414
2016	Little Rock	26-28	.481	17-13	.567
2017	Little Rock	21-34	.382	11-18	.379
2018	Little Rock	28-28	.500	15-14	.517
2019	Little Rock	29-28	.509	18-11	.621
2020	Little Rock	9-8	.529	0-0	.000
2021	Little Rock	5-5	.500	0-0	.000
TOTALS		134-164	.450	73-73	.500

CHRIS CURRY

HEAD COACH | ARKANSAS TECH, 2008

SEVENTH SEASON AT LITTLE ROCK: 134-164 OVERALL, 73-73 SUN BELT

Little Rock native Chris Curry is in his seventh season at the helm of the Trojan baseball program, named head baseball coach at Little Rock on July 1, 2014. Curry has made his mark in Little Rock with an overall record of 129-159, making postseason appearances in four of his first five seasons.

Curry's 2020 squad was making noise early in the season with Kale Emshoff and Aaron Funk emerging as Player of the Year candidates for the Sun Belt Conference. The duo ranked among the league leaders in a number of categories and had the Trojans gelling before the global coronavirus pandemic shut the season down on March 11, 2020.

The shutdown had an impact on the MLB Draft as well as it was limited to just five rounds, keeping Emshoff from possibly going down as the highest-ever draft pick in program history. The redshirt junior catcher was signed as a free agent by the Kansas City Royals and is ranked as one of their top-20 prospects, bringing Curry's count to nine Trojans signed by Major League programs since arriving at Little Rock.

2019 was a banner year for Curry and the program as Little Rock won 29 games, the most for the program since 2010, as the Trojans set a new benchmark for conference wins in a season with 18. Going 18-11, Little Rock earned the number three overall seed in the 2019 Sun Belt tournament, tied for its best seeding in program history.

One of the most memorable moments of the season came on April 2, 2019, when Little Rock earned a convincing 17-7 win over Arkansas, the reigning national runners-up, at Baum-Walker Stadium in the first meeting between the two schools. That spearheaded an impressive 8-0 record against teams from the Natural State as Little Rock became the first program in the state's history to defeat the other four Division I schools in the same season.

Individual accolades rolled in for the Trojans as Riley Pittman and Chandler Fidel were both named first team All-Sun Belt selections, followed by Pittman being named a CoSIDA Google Cloud Second Team All-American after becoming the program's all-time home run leader. Little Rock claimed the Sun Belt Conference's Academic Team achievement for the third-straight year (2017, 2018 and 2019) while extending the program's streak to 10-straight semesters of a team GPA above a 3.0.

Curry and the Trojans made their third consecutive Sun Belt Conference Tournament appearance in 2018. Little Rock finished the season with a 28 wins, the most since 2013. The Trojans won their fifth straight series against Texas State — a feat that had never been accomplished against another Sun Belt team since Little Rock joined the league in 1992. The Trojans reached an RPI of 31 during March, the highest in program history, with Justin Garcia being selected in the 17th round of the MLB Draft by the Arizona Diamondbacks.

In his second season in 2016, Curry was named the Sun Belt Conference's Coach of the Year after leading the Trojans to a 17-13 Sun Belt record and a third-place finish during the regular season, both program records. The Trojans were able to win six Sun Belt series for the year, tying the program record. Curry took the Trojans back to the Sun Belt Conference Tournament for the first time since 2013.

Little Rock had a pair of wins over No. 16 Louisiana, winning the season series for the second straight year against the Ragin' Cajuns. Under his guidance, the Trojans earned three All-Sun Belt selections while Ryan Scott earned Sun Belt Student-Athlete of the Year and Louisville Slugger First Team All-American.

Before coming to Little Rock, Curry was a top assistant and pitching coach at Northwestern State for two years and previously worked on the baseball staffs at Arkansas, Arkansas Tech, Hendrix and Meridian Community College.

In Curry's second year at Northwestern State, the Demons won 33 games and tied a school record with a 17-win improvement from the previous season, including a Southland Conference record 14-win increase in league play. NSU also boasted the Southland Conference Freshman of the Year and a Louisville Slugger Freshman All-American in right-handed pitcher Adam Oller. Center fielder Bret Underwood, who Curry recruited, was taken by the San Francisco Giants in the 20th round of the Major League Baseball First-Year Player Draft. Off the field, the Demons posted a team GPA of 3.0 or higher in each of the four semesters under Curry and head coach Lane Burroughs.

Prior to his stint at Northwestern State, Curry served as head coach of Meridian Community College from 2011-12. He went 69-44 in two seasons at Meridian, capturing a Miss-Lou Conference Championship and earning Coach of the Year honors in 2012. Curry coached two junior college All-Americans and produced the NJCAA national home run leader in both seasons. Two of his players were selected in the 2012 Major League Baseball Player's Draft while the team raised its cumulative GPA from 2.62 to 3.30 with Curry at the helm.

Curry worked as an assistant coach under head coach Dave Van Horn at Arkansas from 2009-10. He worked with the catchers and assisted with hitting duties in his time with the Razorbacks, which included a College World Series appearance in 2009 and an NCAA Super Regional in 2010.

In 2009, Arkansas led the Southeastern Conference in runners caught stealing after placing last in the league in that category the year before Curry's arrival. The Razorbacks led the SEC with just three passed balls in 2010.

Curry's coaching career began as an assistant coach at both Hendrix (2007) and Arkansas Tech (2008), coming following the completion of Curry's seven-year pro playing career. He made appearances in major league spring training games from 2002-05 and allowed him to catch big leaguers Kerry Wood, Carlos Zambrano, Mark Prior and Tom Gordon.

Curry worked his way up to the Chicago Cubs' Triple-A affiliate between 1999-02. He finished his pro career as an All-Star with the independent Northern League's Gary SouthShore RailCats in 2006.

Curry played his high school baseball at Conway High School and was an All-State pitcher and catcher for the Wampus Cats. He played two seasons at Meridian CC and was Baseball America's No. 1-rated junior college prospect in the nation in 1998. He was the starting catcher for Team USA's Junior College All-Star Team that same year.

Following two All-Miss-Lou Conference and All-Region 23 seasons at Meridian CC, Curry signed with legendary coach Ron Polk at Mississippi State. He led all SEC catchers in fielding percentage in 1999 before being chosen by the Chicago Cubs in the ninth round of the 1999 MLB Draft.

A veteran of seven years as a catcher in professional baseball with the Chicago Cubs and San Francisco Giants organizations, Curry's selection by Chicago marked his fourth time being drafted. He was selected by the San Francisco Giants in the 26th round as a high school senior in 1996 and twice by the Detroit Tiger, first in the 17th round in 1997 and again in the 52nd round in 1998.

Curry was a 1998 Cape Cod League All-Star and in 2018 was inducted into the Mississippi Junior College Hall of Fame for his playing career while at Meridian.

He is married to the former Chassity Cossey of Hamburg, Arkansas. The couple has one son, Caleb Christopher, and one daughter, Lily Marie.





2021 LITTLE ROCK OVERALL STATISTICS

2021 RECORD: 5-5 | SUN BELT: 0-0 | HOME: 2-2 | AWAY: 3-3 | NEUTRAL: 0-0

INDIVIDUAL BATTING

Player	AVG	GP	GS	AB	R	H	2B	3B	HR	RBI	TB	SLG%	BB	HBP	SO	GDP	OB%	SF	SH	SB	ATT	PO	A	E	FLD%
28 Russ, John Michael	.500	9	9	36	6	18	0	0	0	4	18	.500	3	0	5	2	.538	0	0	1	2	77	5	0	1.000
21 Hussein, Jordan	.400	9	7	25	5	10	2	0	0	2	12	.480	1	0	3	0	.423	0	1	1	2	15	19	0	1.000
6 Lyons, Nathan	.355	10	10	31	5	11	3	0	1	4	17	.548	8	2	7	0	.512	0	0	0	1	6	14	4	.833
24 McWilliams, Canyon	.300	6	6	20	2	6	1	0	1	2	10	.500	1	0	3	0	.333	0	0	0	1	38	1	0	1.000
13 Williams, Tyler	.297	10	10	37	6	11	2	1	2	9	21	.568	2	0	9	0	.333	0	0	2	3	18	0	0	1.000
7 Dickerson, Noah	.229	10	10	35	7	8	2	0	1	8	13	.371	7	0	7	1	.357	0	0	0	0	33	2	1	.972
2 Figueroa, Eldrige	.205	10	10	39	6	8	4	0	0	4	12	.308	2	3	10	1	.295	0	0	0	1	12	26	3	.927
4 Prentiss, Chris	.200	8	7	30	4	6	0	0	0	1	6	.200	0	2	6	2	.250	0	0	2	2	6	6	1	.923
5 Soto, Miguel	.189	10	10	37	3	7	2	0	0	1	9	.243	2	0	20	1	.231	0	0	2	2	17	1	1	.947
33 Barnum, Kobe	.333	7	4	18	3	6	0	0	2	7	12	.667	1	1	6	0	.400	0	0	0	0	19	1	1	.952
8 Dixon, Tim	.118	6	4	17	2	2	0	0	1	1	5	.294	1	0	6	0	.167	0	0	0	0	2	0	0	1.000
20 Rodriguez, Kenny	.000	4	2	4	1	0	0	0	0	0	0	.000	3	0	1	0	.429	0	0	0	1	0	0	0	.000
32 Wright, Jake	.000	2	1	2	0	0	0	0	0	0	0	.000	1	0	0	0	.333	0	0	0	0	7	1	0	1.000
1 Bernabe, Christia	.000	1	0	1	0	0	0	0	0	0	0	.000	0	0	1	0	.000	0	0	0	0	0	1	0	1.000
22 Lindsey, Marlon	.000	1	0	1	0	0	0	0	0	0	0	.000	0	0	1	0	.000	0	0	0	0	1	0	0	1.000
9 Spears, Will	.000	1	0	1	0	0	0	0	0	0	0	.000	0	0	1	0	.000	0	0	0	0	0	0	0	.000
Totals	.278	10	10	334	50	93	16	1	8	43	135	.404	32	8	86	7	.356	0	1	8	15	255	89	14	.961
Opponents	.254	10	10	327	64	83	12	0	6	59	113	.346	54	12	82	7	.374	5	4	18	21	258	93	10	.972

LOB - Team (67), Opp (83). DPs turned - Team (7), Opp (8). IBB - Team (0), Opp (1). Picked off - Soto,M 1.

INDIVIDUAL PITCHING

Player	ERA	W	L	APP	GS	CG	SHO	CBO	SV	IP	H	R	ER	BB	SO	2B	3B	HR	AB	B/Avg	WP	HBP	BK	SFA	SHA
18 Barkley, Aaron	0.82	2	0	4	0	0	0	0	1	11.0	7	1	1	0	10	2	0	0	39	.179	0	1	0	0	1
25 DeCooman, Jack	4.15	0	1	3	3	0	0	0	0	13.0	19	9	6	8	8	2	0	0	56	.339	0	0	0	0	0
17 Funk, Aaron	5.68	0	1	3	3	0	0	0	0	12.2	8	9	8	8	12	0	0	0	43	.186	0	1	0	2	1
30 Arnold, Hayden	8.49	1	1	3	2	0	0	0	0	11.2	15	11	11	7	13	3	0	2	46	.326	0	0	0	1	1
26 Beardsley, Cal	0.00	0	0	2	0	0	0	0	0	3.0	1	0	0	2	3	0	0	0	10	.100	1	0	0	0	0
39 Smallwood, Sawyer	0.00	0	0	2	0	0	0	0	0	2.2	1	1	0	2	1	0	0	0	10	.100	0	1	0	0	0
27 Wallner, Luke	0.00	0	0	2	0	0	0	0	0	2.1	2	3	0	0	1	0	0	0	7	.286	0	0	0	1	0
12 Lansville, Reese	0.00	0	0	2	0	0	0	0	0	1.2	1	0	0	1	0	0	0	0	6	.167	0	0	0	0	0
34 Delgadillo, Dillon	0.00	0	0	2	0	0	0	0	0	1.0	2	2	0	1	0	2	0	0	6	.333	0	0	0	0	0
44 Evans, Cole	1.93	1	0	2	0	0	0	0	0	4.2	2	2	1	4	9	0	0	1	16	.125	0	2	0	0	0
36 Smith, Austin	2.70	0	0	5	0	0	0	0	0	3.1	5	1	1	4	3	0	0	0	14	.357	1	1	0	0	0
35 Neves, Zane	3.00	0	0	1	0	0	0	0	0	3.0	0	1	1	1	4	0	0	0	8	.000	1	1	0	1	0
16 Weatherley, Jacob	5.14	1	0	3	1	0	0	0	0	7.0	4	5	4	6	7	0	0	1	24	.167	0	2	0	0	1
19 Hunt, Calvin	5.40	0	1	2	0	0	0	0	0	1.2	0	1	1	1	3	0	0	0	5	.000	0	0	0	0	0
31 Vaught, Chance	6.75	0	0	2	0	0	0	0	0	1.1	3	1	1	0	0	1	0	0	7	.429	0	0	0	0	0
37 McKnight, Erik	16.88	0	1	3	1	0	0	0	0	2.2	7	6	5	4	6	1	0	1	16	.438	0	1	1	0	0
14 Sievert, Eli	27.00	0	0	2	0	0	0	0	0	1.1	2	5	4	2	1	0	0	0	7	.286	0	1	0	0	0
29 Davis, Matthew	54.00	0	0	1	0	0	0	0	0	0.2	2	4	4	3	0	0	0	0	4	.500	0	1	0	0	0
40 Boushelle, John	54.00	0	0	1	0	0	0	0	0	0.1	2	2	2	0	1	1	0	1	3	.667	0	0	0	0	0
Totals	5.29	5	5	10	10	0	0	0	1	85.0	83	64	50	54	82	12	0	6	327	.254	3	12	1	5	4
Opponents	4.60	5	5	10	10	0	0	0	1	86.0	93	50	44	32	86	16	1	8	334	.278	7	8	0	0	1

PB - Team (2), Russ,J 1, Wright,J 1, Opp (5). Pickoffs - Team (1), Funk,A 1, Opp (1). SBA/ATT - Russ,J (18-20), Arnold,H (3-4), DeCooman,J (4-4), Weatherley,J (2-3), Barkley,A (3-3), Funk,A (1-2), Lansville,R (1-1), Wright,J (0-1), Vaught,C (1-1), Delgadillo,D (1-1), Evans,C (1-1), Beardsley,C (1-1).

Hitting minimums - 1 game, 100 plate appearances

Pitching minimums - 1 game, 50.0 innings pitched





2021 LITTLE ROCK GAME RESULTS

Date	Opponent	Score	Little Rock		Opponent		Inns	Overall	Sun Belt	Pitcher of record	Attend	Time
			R-H-E	R-H-E	R-H-E	R-H-E						
Feb 21, 2021	at Oral Roberts	W	4-3	4-11-0	3-5-1	9	1-0-0	0-0-0	Arnold,H (W 1-0)	882	2:44	
Feb 22, 2021	at Oral Roberts	L	3-7	3-6-1	7-13-0	9	1-1-0	0-0-0	DeCooman,J (L 0-1)	519	2:50	
Feb 24, 2021	at Oklahoma State	L	2-7	2-4-2	7-9-1	9	1-2-0	0-0-0	McKnight,E (L 0-1)	2635	3:06	
Feb 26, 2021	EASTERN ILLINOIS	L	6-12	6-15-1	12-14-0	9	1-3-0	0-0-0	Funk,A (L 0-1)	75	3:30	
Feb 26, 2021	EASTERN ILLINOIS	L	1-17	1-3-1	17-11-0	7	1-4-0	0-0-0	Arnold,H (L 1-1)	240	3:14	
Feb 27, 2021	EASTERN ILLINOIS	W	6-5	6-12-2	5-9-0	9	2-4-0	0-0-0	Barkley,A (W 1-0)	185	2:32	
Mar 03, 2021	CENTRAL ARKANSAS	W	5-3	5-9-2	3-8-1	9	3-4-0	0-0-0	Evans,C (W 1-0)	294	2:51	
Mar 05, 2021	at North Alabama	L	4-6	4-7-3	6-5-1	9	3-5-0	0-0-0	Hunt,C (L 0-1)	157	3:04	
Mar 06, 2021	at North Alabama	W	9-1	9-15-0	1-5-4	9	4-5-0	0-0-0	Barkley,A (W 2-0)	210	2:5	
Mar 07, 2021	at North Alabama	W	10-3	10-11-2	3-4-2	9	5-5-0	0-0-0	Weatherley,J (W 1-0)	209	3:25	

* - Sun Belt Conference game

2021 LITTLE ROCK HOME RUNS

No.	Player	Gm#	Date	Opponent	Pitcher	On Base	Inn	Outs	Count	Score	Final
1.	Williams, Tyler	2	Feb 22	at Oral Roberts	Kowalski	0...	8	1	1-2	0-6	L, 3-7
2.	McWilliams, Canyon	3	Feb 24	at Oklahoma State	Cheney	0...	6	2	0-1	1-6	L, 2-7
3.	Dickerson, Noah	5	Feb 26	Eastern Illinois	Nicholson	* 0...	4	0	3-2	0-16	L, 1-17
4.	Dixon, Tim	6	Feb 27	Eastern Illinois	Stevenson	0...	7	1	0-2	5-5	W, 6-5
5.	Lyons, Nathan	7	Mar 03	Central Arkansas	Gregson	..2.	4	1	1-2	0-2	W, 5-3
6.	Williams, Tyler	8	Mar 05	at North Alabama	Parrish	.1..	8	2	2-0	1-4	L, 4-6
7.	Barnum, Kobe	9	Mar 06	at North Alabama	Best	* 0...	3	0	0-0	0-0	W, 9-1
8.	Barnum, Kobe	10	Mar 07	at North Alabama	Moore	..2.	4	2	1-2	1-0	W, 10-3

* - leadoff homerun



2021 LITTLE ROCK GAME-BY-GAME STATISTICS

GAME-BY-GAME HITTING

Date	Opponent	AB	R	H	RBI	2B	3B	HR	TB	BB	IBB	SB	CS	HBP	SAC	SF	GDP	K	PO	A	E	LOB	Avg
Feb 21, 2021	at Oral Roberts	35	4	11	3	3	0	0	14	1	0	2	1	1	1	0	1	5	27	5	0	7	.314
Feb 22, 2021	at Oral Roberts	31	3	6	3	1	0	1	10	2	0	0	0	1	0	0	2	12	24	7	1	4	.258
Feb 24, 2021	at Oklahoma State	28	2	4	1	0	0	1	7	5	0	0	1	2	0	0	2	14	24	5	2	6	.223
Feb 26, 2021	EASTERN ILLINOIS	41	6	15	5	2	0	0	17	1	0	2	0	1	0	0	1	8	27	9	1	10	.267
Feb 26, 2021	EASTERN ILLINOIS	24	1	3	1	0	1	1	8	3	0	0	0	0	0	0	0	7	21	12	1	5	.245
Feb 27, 2021	EASTERN ILLINOIS	33	6	12	6	3	0	1	18	3	0	1	1	0	0	0	1	4	27	19	2	6	.266
Mar 03, 2021	CENTRAL ARKANSAS	30	5	9	5	3	0	1	15	3	0	0	2	2	0	0	0	5	27	9	2	6	.270
Mar 05, 2021	at North Alabama	33	4	7	4	2	0	1	12	4	0	0	0	0	0	0	0	13	24	7	3	6	.263
Mar 06, 2021	at North Alabama	43	9	15	7	2	0	1	20	3	0	1	0	0	0	0	0	13	27	5	0	10	.275
Mar 07, 2021	at North Alabama	36	10	11	8	0	0	1	14	7	0	2	2	1	0	0	0	5	27	11	2	7	.278
Totals		334	50	93	43	16	1	8	135	32	0	8	7	8	1	0	7	86	255	89	14	67	.278

GAME-BY-GAME PITCHING

Date	Opponent	IP	H	R	ER	BB	SO	2B	3B	HR	WP	BK	HBP	DP	IBB	Score	W	L	SV	ERA
Feb 21, 2021	at Oral Roberts	9.0	5	3	3	3	11	0	0	1	0	0	0	0	0	4-3	1	0	0	3.00
Feb 22, 2021	at Oral Roberts	8.0	13	7	4	4	6	4	0	1	0	0	1	1	0	3-7	1	1	0	3.71
Feb 24, 2021	at Oklahoma State	8.0	9	7	6	7	7	2	0	1	1	1	3	0	0	2-7	1	2	0	4.68
Feb 26, 2021	EASTERN ILLINOIS	9.0	14	12	9	9	4	1	0	1	1	0	0	1	1	6-12	1	3	0	5.82
Feb 26, 2021	EASTERN ILLINOIS	7.0	11	17	16	8	5	2	0	1	1	0	3	1	0	1-17	1	4	0	8.34
Feb 27, 2021	EASTERN ILLINOIS	9.0	9	5	3	2	5	1	0	0	0	0	0	2	0	6-5	2	4	0	7.38
Mar 03, 2021	CENTRAL ARKANSAS	9.0	8	3	2	5	13	1	0	0	0	0	2	1	0	5-3	3	4	1	6.56
Mar 05, 2021	at North Alabama	8.0	5	6	4	7	9	0	0	1	0	0	1	0	0	4-6	3	5	1	6.31
Mar 06, 2021	at North Alabama	9.0	5	1	1	1	12	1	0	0	0	0	1	0	0	9-1	4	5	1	5.68
Mar 07, 2021	at North Alabama	9.0	4	3	2	8	10	0	0	0	0	0	1	1	0	10-3	5	5	1	5.29
Totals		85.0	83	64	50	54	82	12	0	6	3	1	12	7	1	50-64	5	5	1	5.29



2021 LITTLE ROCK GAME-BY-GAME BATTING

AT BATS - RUNS - HITS - RBI

Opponent	Date	#33 Barnum,K	#1 Bernabe,C	#7 Dickerson,	#8 Dixon,T	#2 Figueroa,E	#21 Hussein,J	#22 Lindsey,M	#6 Lyons,N	#24 McWilliams,	#4 Prentiss,C	#20 Rodriguez,	#28 Russ,J	#5 Soto,M	#9 Spears,W	#13 Williams,T
Oral Roberts	Feb 21	0-0-0-0	4-0-2-1	2-0-0-0	5-0-3-1	0-0-0-0	4-1-1-0	3-1-1-0	5-2-1-0	4-0-1-0	4-0-1-0	4-0-1-1
Oral Roberts	Feb 22	4-0-2-2	4-1-1-0	3-0-1-0	4-0-1-0	3-0-0-0	2-1-0-0	4-0-0-0	4-0-0-0	3-1-1-1
Oklahoma State	Feb 24	2-1-0-0	4-0-0-0	1-0-0-0	2-0-0-0	1-0-0-0	1-0-0-0	4-1-2-1	3-0-0-0	4-0-1-0	4-0-1-0	2-0-0-0
Eastern Illinois	Feb 26	4-1-1-0	5-1-1-0	4-1-1-1	4-1-3-0	5-0-1-1	5-0-2-1	5-1-4-0	5-0-0-0	4-1-2-2
Eastern Illinois	Feb 26	1-0-1-0	1-0-0-0	2-1-1-1	2-0-0-0	1-0-0-0	1-0-0-0	2-0-0-0	2-0-0-0	2-0-0-0	2-0-0-0	2-0-0-0	1-0-0-0	3-0-1-0
Eastern Illinois	Feb 27	4-0-0-0	3-1-0-0	1-1-1-1	4-0-1-1	4-1-2-1	3-0-1-0	2-0-0-0	4-1-3-1	4-2-2-0	4-0-2-2
Central Arkansas	Mar 03	1-0-0-0	4-0-0-0	4-0-0-0	3-1-1-1	3-1-2-0	4-1-2-3	3-1-2-0	0-0-0-0	3-1-1-0	1-0-0-0	4-0-1-1
North Alabama	Mar 05	3-1-1-1	4-0-0-0	5-0-0-0	3-2-1-0	2-0-0-0	4-0-2-0	Def	4-0-2-1	4-0-0-0	4-1-1-2
North Alabama	Mar 06	5-1-1-1	4-1-1-3	6-2-1-0	5-0-2-1	4-2-3-0	5-0-0-0	5-0-4-1	5-1-2-1	4-2-1-0
North Alabama	Mar 07	5-1-4-6	3-2-0-0	4-1-0-0	4-0-0-0	3-1-2-0	5-1-1-1	3-3-2-1	4-0-1-0	5-1-1-0

Opponent	Date	#32 Wright,J
Oral Roberts	Feb 21
Oral Roberts	Feb 22
Oklahoma State	Feb 24
Eastern Illinois	Feb 26
Eastern Illinois	Feb 26	2-0-0-0
Eastern Illinois	Feb 27
Central Arkansas	Mar 03
North Alabama	Mar 05	Def
North Alabama	Mar 06
North Alabama	Mar 07

2021 LITTLE ROCK PITCHING GAME-BY-GAME

INNINGS PITCHED - HITS - RUNS - EARNED RUNS - WALKS - STRIKEOUTS

Opponent	Date	#30 Arnold,H	#18 Barkley,A	#26 Beardsley,C	#40 Boushelle,J	#29 Davis,M	#25 DeCooman,J	#34 Delgadillo,D	#44 Evans,C	#17 Funk,A	#19 Hunt,C
Oral Roberts	Feb 21	4.0-4-3-3-3-6	*5.0-1-0-0-0-5
Oral Roberts	Feb 22	*4.0-8-2-2-1-2	0.2-2-2-0-0-0	1.0-1-2-1-2-2
Oklahoma State	Feb 24	2.2-3-0-0-0-2
Eastern Illinois	Feb 26	2.0-1-0-0-2-1	0.1-2-2-2-0-1	*1.2-4-6-6-5-1	1.0-0-0-0-0-1
Eastern Illinois	Feb 26	*3.1-7-7-3-1	0.2-2-4-4-3-0
Eastern Illinois	Feb 27	3.2-1-0-0-0-3	*5.1-8-5-3-2-2
Central Arkansas	Mar 03	1.0-2-1-1-0-1	3.2-1-0-0-2-7
North Alabama	Mar 05	*6.0-3-3-2-3-6	0.2-0-1-1-1-2
North Alabama	Mar 06	*4.1-4-1-1-1-6	3.2-1-0-0-0-4	1.0-0-0-0-0-2
North Alabama	Mar 07	*3.2-3-2-1-5-4	0.1-0-0-0-1-0

Opponent	Date	#12 Lansville,R	#37 McKnight,E	#35 Neves,Z	#14 Sievert,E	#39 Smallwood,S	#36 Smith,A	#31 Vaught,C	#27 Wallner,L	#16 Weatherley,J
Oral Roberts	Feb 21
Oral Roberts	Feb 22	1.1-0-0-0-1-1	0.2-0-0-0-0-1	0.1-2-1-1-0-0
Oklahoma State	Feb 24	*1.1-4-5-4-2-3	2.0-0-0-0-0-1	0.2-0-0-0-1-1	1.1-2-2-2-4-0
Eastern Illinois	Feb 26	1.1-1-0-0-1-0	0.1-3-1-1-1-0	1.0-1-0-0-0-0	1.1-2-3-0-0-0
Eastern Illinois	Feb 26	3.0-0-1-1-1-4	0.0-2-5-4-1-0
Eastern Illinois	Feb 27
Central Arkansas	Mar 03	1.0-2-0-0-1-2	*2.1-1-2-1-2-3
North Alabama	Mar 05	0.1-0-0-0-0-0	0.1-1-1-1-1-1	0.2-1-1-0-2-0
North Alabama	Mar 06
North Alabama	Mar 07	0.2-0-0-0-2-1	1.0-0-0-0-0-1	3.1-1-1-1-0-4



2021 LITTLE ROCK STREAKS

HITTING STREAKS

Player	Longest	Current
13 Williams, Tyler	7	7
28 Russ, John Michael	7	7
24 McWilliams, Canyon	4	-
21 Hussein, Jordan	4	-
6 Lyons, Nathan	2	2
8 Dixon, Tim	2	-
2 Figueroa, Eldrige	2	-
5 Soto, Miguel	2	2
33 Barnum, Kobe	2	2
4 Prentiss, Chris	2	1
7 Dickerson, Noah	2	-

REACHED BASE STREAKS

Player	Longest	Current
13 Williams, Tyler	10	10
28 Russ, John Michael	7	7
6 Lyons, Nathan	5	5
24 McWilliams, Canyon	4	-
2 Figueroa, Eldrige	4	2
21 Hussein, Jordan	4	-
33 Barnum, Kobe	3	2
7 Dickerson, Noah	3	3
20 Rodriguez, Kenny	3	3
5 Soto, Miguel	2	2
4 Prentiss, Chris	2	1
8 Dixon, Tim	2	-
32 Wright, Jake	1	1

MULTIPLE HIT GAMES

Player	2	3	4	5+	Tot
28 Russ, John Michael	2	1	2	-	5
21 Hussein, Jordan	3	1	-	-	4
6 Lyons, Nathan	2	1	-	-	3
7 Dickerson, Noah	2	-	-	-	2
24 McWilliams, Canyon	2	-	-	-	2
4 Prentiss, Chris	2	-	-	-	2
5 Soto, Miguel	2	-	-	-	2
13 Williams, Tyler	2	-	-	-	2
33 Barnum, Kobe	-	-	1	-	1
2 Figueroa, Eldrige	-	1	-	-	1
TEAM	17	4	3	0	24

MULTIPLE RBI GAMES

Player	2	3	4	5+	Tot
13 Williams, Tyler	3	-	-	-	3
7 Dickerson, Noah	1	1	-	-	2
33 Barnum, Kobe	-	-	-	1	1
6 Lyons, Nathan	-	1	-	-	1
TEAM	4	2	0	1	7

STARTER SUMMARY

Player	GS	P	C	1B	2B	3B	SS	LF	CF	RF	OF	DH	1st	2nd	3rd	4th	5th	6th	7th	8th	9th
6 Lyons, Nathan	10	10	3	.	.	.	5	1	.	1
5 Soto, Miguel	10	10	4	2	1	1	2	.
7 Dickerson, Noah	10	.	.	2	7	.	1	.	.	10
13 Williams, Tyler	10	10	4	.	.	.	1	.	4	1
2 Figueroa, Eldrige	10	10	10
28 Russ, John Michael	9	.	9	3	2	2	2	.	.
4 Prentiss, Chris	7	.	.	.	3	4	.	3	.	.	3	1	.	.	.
21 Hussein, Jordan	7	.	.	.	7	7
24 McWilliams, Canyon	6	.	.	6	3	3
8 Dixon, Tim	4	2	.	2	2	2	.
33 Barnum, Kobe	4	.	.	2	2	3	1	.
17 Funk, Aaron	3	3
25 DeCooman, Jack	3	3
20 Rodriguez, Kenny	2	1	.	1	1	.	1
30 Arnold, Hayden	2	2
37 McKnight, Erik	1	1
32 Wright, Jake	1	.	1	1	.
16 Weatherley, Jacob	1	1



2021 LITTLE ROCK STARTERS

STARTERS BY POSITION

Date	Opponent	P	C	1B	2B	3B	SS	LF	CF	RF	DH
Feb. 21, 2021	at Oral Roberts	Funk	Russ	McWilliams	Prentiss	Lyons	Figueroa	Soto	Williams	Dickerson	Dixon
Feb. 22, 2021	at Oral Roberts	DeCooman	Russ	McWilliams	Prentiss	Lyons	Figueroa	Soto	Williams	Dickerson	Rodriguez
Feb. 24, 2021	at Oklahoma State	McKnight	Russ	McWilliams	Prentiss	Lyons	Figueroa	Soto	Williams	Dickerson	Barnum
Feb. 26, 2021	Eastern Illinois (1)	Funk	Russ	McWilliams	Hussein	Lyons	Figueroa	Soto	Williams	Dickerson	Dixon
Feb. 26, 2021	Eastern Illinois (2)	Arnold	Wright	McWilliams	Hussein	Lyons	Figueroa	Soto	Williams	Rodriguez	Dickerson
Feb. 27, 2021	Eastern Illinois	DeCooman	Russ	McWilliams	Hussein	Lyons	Figueroa	Soto	Williams	Dickerson	Barnum
Mar. 3, 2021	Central Arkansas	Weatherley	Russ	Dickerson	Hussein	Lyons	Figueroa	Soto	Williams	Dixon	Prentiss
Mar. 5, 2021	at North Alabama	Funk	Russ	Dickerson	Hussein	Lyons	Figueroa	Soto	Williams	Dixon	Prentiss
Mar. 6, 2021	at North Alabama	Arnold	Russ	Barnum	Hussein	Lyons	Figueroa	Soto	Williams	Dickerson	Prentiss
Mar. 7, 2021	at North Alabama	DeCooman	Russ	Barnum	Hussein	Lyons	Figueroa	Soto	Williams	Dickerson	Prentiss

STARTERS BY LINEUP

Date	Opponent	1	2	3	4	5	6	7	8	9	P
Feb. 21, 2021	at Oral Roberts	Figueroa	Prentiss	Dickerson	Soto	McWilliams	Russ	Dixon	Williams	Lyons	Funk
Feb. 22, 2021	at Oral Roberts	Figueroa	Prentiss	Dickerson	Soto	McWilliams	Lyons	Russ	Williams	Rodriguez	DeCooman
Feb. 24, 2021	at Oklahoma State	Figueroa	Prentiss	Dickerson	Soto	McWilliams	Lyons	Russ	Barnum	Williams	McKnight
Feb. 26, 2021	Eastern Illinois (1)	Figueroa	Lyons	Dickerson	McWilliams	Soto	Russ	Dixon	Williams	Hussein	Funk
Feb. 26, 2021	Eastern Illinois (2)	Figueroa	Lyons	Dickerson	McWilliams	Soto	Williams	Rodriguez	Wright	Hussein	Arnold
Feb. 27, 2021	Eastern Illinois	Figueroa	Lyons	Dickerson	McWilliams	Russ	Soto	Barnum	Williams	Hussein	DeCooman
Mar. 3, 2021	Central Arkansas	Figueroa	Williams	Dickerson	Soto	Russ	Prentiss	Lyons	Dixon	Hussein	Weatherley
Mar. 5, 2021	at North Alabama	Figueroa	Williams	Dickerson	Russ	Prentiss	Lyons	Soto	Dixon	Hussein	Funk
Mar. 6, 2021	at North Alabama	Figueroa	Williams	Dickerson	Russ	Prentiss	Lyons	Barnum	Soto	Hussein	Arnold
Mar. 7, 2021	at North Alabama	Figueroa	Williams	Dickerson	Russ	Prentiss	Lyons	Barnum	Soto	Hussein	DeCooman



2021 LITTLE ROCK GAME HIGHS

TEAM HIGHS

BATTING

At bats:	43	at North Alabama (Mar 06, 2021)
Runs scored:	10	at North Alabama (Mar 07, 2021)
Hits:	15	vs Eastern Illinois (Feb 26, 2021)
	15	at North Alabama (Mar 06, 2021)
RBI's:	8	at North Alabama (Mar 07, 2021)
Doubles:	3	at Oral Roberts (Feb 21, 2021)
	3	vs Eastern Illinois (Feb 27, 2021)
	3	vs Central Arkansas (Mar 03, 2021)
Triples:	1	vs Eastern Illinois (Feb 26, 2021)
Home runs:	1	(8 games)
Total bases:	20	at North Alabama (Mar 06, 2021)
Walks:	7	at North Alabama (Mar 07, 2021)
Strikeouts:	14	at Oklahoma State (Feb 24, 2021)
Sac hits:	1	at Oral Roberts (Feb 21, 2021)
Stolen bases:	2	at Oral Roberts (Feb 21, 2021)
	2	vs Eastern Illinois (Feb 26, 2021)
	2	at North Alabama (Mar 07, 2021)
Hit by pitch:	2	at Oklahoma State (Feb 24, 2021)
	2	vs Central Arkansas (Mar 03, 2021)
Caught stealing:	2	vs Central Arkansas (Mar 03, 2021)
	2	at North Alabama (Mar 07, 2021)
Runners LOB:	10	vs Eastern Illinois (Feb 26, 2021)
	10	at North Alabama (Mar 06, 2021)
Hit into DP:	2	at Oral Roberts (Feb 22, 2021)
	2	at Oklahoma State (Feb 24, 2021)

FIELDING

Putouts:	27	(6 games)
Assists:	19	vs Eastern Illinois (Feb 27, 2021)
Errors:	3	at North Alabama (Mar 05, 2021)
Passed balls:	2	at North Alabama (Mar 05, 2021)
DPs turned:	2	vs Eastern Illinois (Feb 27, 2021)

PITCHING

Innings pitched:	9.0	(6 games)
Runs allowed:	17	vs Eastern Illinois (Feb 26, 2021)
Earned runs:	16	vs Eastern Illinois (Feb 26, 2021)
Walks allowed:	9	vs Eastern Illinois (Feb 26, 2021)
Strikeouts:	13	vs Central Arkansas (Mar 03, 2021)
Hits allowed:	14	vs Eastern Illinois (Feb 26, 2021)
Doubles allowed:	4	at Oral Roberts (Feb 22, 2021)
Homers allowed:	1	(6 games)
Wild pitches:	1	at Oklahoma State (Feb 24, 2021)
	1	vs Eastern Illinois (Feb 26, 2021)
	1	vs Eastern Illinois (Feb 26, 2021)
Hit batters:	3	at Oklahoma State (Feb 24, 2021)
	3	vs Eastern Illinois (Feb 26, 2021)

INDIVIDUAL HIGHS

BATTING

At bats:	6	Figueroa, Eldrige at North Alabama (Mar 06, 2021)
Runs scored:	3	Russ, John Michael at North Alabama (Mar 07, 2021)
Hits:	4	Russ, John Michael vs Eastern Illinois (Feb 26, 2021)
	4	Russ, John Michael at North Alabama (Mar 06, 2021)
	4	Barnum, Kobe at North Alabama (Mar 07, 2021)
RBI's:	6	Barnum, Kobe at North Alabama (Mar 07, 2021)
Doubles:	1	(16 games)
Triples:	1	Williams, Tyler vs Eastern Illinois (Feb 26, 2021)
Home runs:	1	(8 games)
Total bases:	7	Barnum, Kobe at North Alabama (Mar 07, 2021)
Walks:	2	(4 games)
Strikeouts:	4	Soto, Miguel at Oral Roberts (Feb 22, 2021)
	4	Figueroa, Eldrige at North Alabama (Mar 05, 2021)
Sac hits:	1	Hussein, Jordan at Oral Roberts (Feb 21, 2021)
Stolen bases:	2	Prentiss, Chris at Oral Roberts (Feb 21, 2021)
	2	Williams, Tyler at North Alabama (Mar 07, 2021)
Hit by pitch:	1	(8 games)
Caught stealing:	1	(7 games)
Runners LOB:	4	Dixon, Tim vs Eastern Illinois (Feb 26, 2021)
	4	Dixon, Tim vs Central Arkansas (Mar 03, 2021)
	4	Hussein, Jordan at North Alabama (Mar 07, 2021)

FIELDING

Putouts:	14	Russ, John Michael vs Central Arkansas (Mar 03, 2021)
Assists:	7	Hussein, Jordan vs Eastern Illinois (Feb 27, 2021)
Errors:	1	(14 games)
Passed balls:	1	Russ, John Michael at North Alabama (Mar 05, 2021)
	1	Wright, Jake at North Alabama (Mar 05, 2021)

PITCHING

Innings pitched:	6.0	Funk, Aaron at North Alabama (Mar 05, 2021)
Runs allowed:	7	Arnold, Hayden vs Eastern Illinois (Feb 26, 2021)
Earned runs:	7	Arnold, Hayden vs Eastern Illinois (Feb 26, 2021)
Walks allowed:	5	Funk, Aaron vs Eastern Illinois (Feb 26, 2021)
	5	DeCooman, Jack at North Alabama (Mar 07, 2021)
Strikeouts:	7	Evans, Cole vs Central Arkansas (Mar 03, 2021)
Hits allowed:	8	DeCooman, Jack at Oral Roberts (Feb 22, 2021)
	8	DeCooman, Jack vs Eastern Illinois (Feb 27, 2021)
Doubles allowed:	2	Delgadillo, Dillon at Oral Roberts (Feb 22, 2021)
	2	Arnold, Hayden vs Eastern Illinois (Feb 26, 2021)
Homers allowed:	1	(6 games)
Wild pitches:	1	Smith, Austin at Oklahoma State (Feb 24, 2021)
	1	Beardsley, Cal vs Eastern Illinois (Feb 26, 2021)
	1	Neves, Zane vs Eastern Illinois (Feb 26, 2021)
Hit batters:	1	(12 games)