



2021 AUBURN SOCCER

AUBURN ATHLETICS COMMUNICATIONS: 392 SOUTH DONAHUE DRIVE || AUBURN, AL 36830 || AUBURNTIGERS.COM || @AUBURNSOCCER

SCHEDULE/RESULTS

Overall Record: 11-5-1
SEC Record: 5-4-1
H: 8-2-0 // A: 3-3-1 // N: 0-0-0

Date	Opponent	Time/Result
Aug. 19	at Samford	W, 2-1
Aug. 21	#12 BYU	W, 2-1
Aug. 26	at Troy	W, 2-1
Aug. 29	at South Alabama	PPD
Sept. 2	UAB	W, 4-1
Sept. 5	Chattanooga	W, 3-0
Sept. 9	Alabama A&M	W, 5-0
Sept. 12	#1 Florida State	L, 1-2
Sept. 17	Georgia *	W, 3-0
Sept. 23	at #17 Tennessee *	L, 1-2 (2OT)
Sept. 26	Texas A&M *	W, 3-0
Oct. 1	at #17 South Carolina *	L, 2-3
Oct. 7	at Mississippi State *	W, 1-0
Oct. 10	LSU *	W, 1-0 (OT)
Oct. 17	Florida *	W, 2-0
Oct. 21	#4 Arkansas *	L, 0-2
Oct. 24	at #13 Ole Miss *	T, 2-2 (2OT)
Oct. 28	at Alabama *	L, 0-1
Nov. 2	vs. South Carolina !	7:30 p.m.

All times Central // Home games in **Bold**
* = SEC Game // ! = SEC Tournament

AUBURN ATHLETICS COMMUNICATIONS

George NunnelleyAssistant Director
..... gnnunnelley@auburn.edu
..... 502-609-9982

Kirk SampsonAssociate AD
..... sampska@auburn.edu

Web AuburnTigers.com
Twitter @AuburnSoccer
Instagram @AuburnSoccer
Facebook /AuburnSoccer
Office Phone 334-844-9800



MATCH 18

vs. South Carolina

Tuesday, Nov. 2 • 7:30 p.m. CT



SiteOrange Beach, Ala.
Venue.....Orange Beach Sportsplex (1,500)
TVSEC Network (Mike Watts, Lori Lindsey)
Live Stats.....AuburnTigers.com
Twitter @AuburnSoccer
Auburn at SEC Tournament 14-22-5 (26th appearance)
Series vs. South Carolina.....Auburn trails, 6-14-4
Last 10 vs. South Carolina..... Auburn trails, 1-8-1
in Orange Beach Series tied, 0-0-1 (AU advanced on PKs, 5-3)
Last Meeting..... South Carolina 3, Auburn 2 (Oct. 1, 2021)

STARTING XI

- » Auburn enters the SEC Tournament for the 26th time in program history, including the 21st straight season, which is tied for the longest active streak in the league.
- » The Tigers are 14-22-5 all-time at the SEC Tournament, including 12-17-4 under head coach Karen Hoppa and 10-15-4 since the tournament moved to Orange Beach in 2003.
- » Auburn and South Carolina met on one other occasion in the SEC Tournament with the Tigers advancing on penalty kicks, 5-3, in 2015.
- » With a win, Auburn would advance to its first SEC Tournament semifinal since 2016.
- » A win would also mark the Tigers first result against South Carolina since 2015.
- » Fifth-year defender Alyssa Malonson was named the SEC Defender of the Year and First Team All-SEC, becoming Auburn's fourth Player of the Year in program history and its first since Julie King was also named the Defender of the Year in 2011.
- » Sophomore Anna Haddock joined Malonson as a First Team All-SEC honoree and was the only sophomore to earn the distinction, while redshirt sophomore Marissa Arias tied for the league lead in conference goals and earned second-team accolades.
- » It marks the first time since 2017 Auburn has had multiple First Team All-SEC performers.
- » Haddock and Arias along with Sydney Richards have accounted for 22 of the team's 34 goals this season (65 percent), including 14 of the last 16.
- » Auburn's defense turned in five shutouts in SEC play, good for the most in the league. The Tigers turned in three straight shutouts from Oct. 1-17.

INSIDE THE MATCHUP

AUBURN TIGERS

Rankings USC: 19 | TopDrawer: 20
2021 Record..... 11-5-1
SEC.....5-4-1
Home.....8-2-0
Away3-3-1
Neutral0-0-0
Head Coach Karen Hoppa
Record at AU (Yrs.)265-173-45 (23rd)
Overall Record (Yrs.).....329-217-54 (29th)
Record vs. South Carolina 6-13-1

SOUTH CAROLINA

RankingsUSC: NR | TopDrawer: NR
2021 Record..... 11-5-1
SEC.....6-3-1
Home5-2-1
Away6-3-0
Neutral0-0-0
Head Coach Shelly Smith
Record at SC (Yrs.) 276-127-49 (21st)
Overall Record (Yrs.).....317-161-51 (25th)
Record vs. Auburn..... 12-4-3

AUBURN AT THE SEC TOURNAMENT

1993

Nov. 6, 1993
Nashville, Tenn.
#4 Seed

	1	2	0	F
Auburn	-	-	-	0
Arkansas	-	-	-	8

1994

Nov. 6, 1994
Fayetteville, Ark.
#3 Seed

	1	2	0	F
Auburn			1	2
Alabama			0	1

Nov. 7, 1994
Fayetteville, Ark.

	1	2	0	F
Auburn				0
Vanderbilt				4

1995

Nov. 2, 1995
Auburn, Ala.
#4 Seed

	1	2	0	F
Auburn			0	1
Florida			0	1

Auburn advances on PKs, 5-4

Nov. 3, 1995
Auburn, Ala.

	1	2	0	F
Auburn				0
Alabama				1

1996

Nov. 8, 1996
Lexington, Ky.
#4 Seed

	1	2	0	F
Auburn	-	-	-	2
Kentucky	-	-	-	1

Nov. 9, 1996
Lexington, Ky.

	1	2	0	F
Auburn			-	1
Florida			-	6

1997

Nov. 6, 1997
Gainesville, Fla.
#4 Seed

	1	2	0	F
Auburn			-	0
Kentucky			-	2

2001

Nov. 8, 2001
Baton Rouge, La.
#6 Seed

	1	2	0	F
Auburn	1	2	-	3
Georgia	1	1	-	2

Nov. 9, 2001
Baton Rouge, La.

	1	2	0	F
Auburn	1	1	-	2
Ole Miss	1	0	-	1

Nov. 11, 2001
Baton Rouge, La.

	1	2	0	F
Auburn	0	1	-	1
Florida	1	1	-	2

2002

Nov. 7, 2002
Oxford, Miss.
#1 Seed

	1	2	0	F
Auburn	0	0	-	0
LSU	0	1	-	1

2003

Nov. 6, 2003
Orange Beach, Ala.
#2 Seed

	1	2	0	F/2OT
Auburn	0	1	0	1
Georgia	0	1	1	2

2004

Nov. 4, 2004
Orange Beach, Ala.
#2 Seed

	1	2	0	F
Auburn	0	0	-	0
Ole Miss	1	2	-	3

2005

Nov. 3, 2005
Orange Beach, Ala.
#6 Seed

	1	2	0	F
Auburn	1	1	-	2
Florida	1	0	-	1

Nov. 4, 2005
Orange Beach, Ala.
#6 Seed

	1	2	0	F
Auburn	1	1	-	2
Kentucky	0	0	-	0

Nov. 6, 2005
Orange Beach, Ala.
#6 Seed

	1	2	0	F
Auburn	0	0	-	0
Tennessee	0	1	-	1

2006

Nov. 1, 2006
Orange Beach, Ala.
#6 Seed

	1	2	0	F
Auburn	1	1	-	2
Tennessee	2	3	-	5

AUBURN AT THE SEC TOURNAMENT

2007

Nov. 7, 2007
Orange Beach, Ala.
#5 Seed

	1	2	0	F
Auburn	0	2	0	2
LSU	0	2	0	2

LSU advances on PKs, 4-2

2008

Nov. 5, 2008
Orange Beach, Ala.
#3 Seed

	1	2	0	F
Auburn	0	1	-	1
Tennessee	1	1	-	2

2009

Nov. 4, 2009
Orange Beach, Ala.
#6 Seed

	1	2	0	F
Auburn	1	1	-	2
Ole Miss	0	1	-	1

Nov. 6, 2009

	1	2	0	F
Auburn	0	0	-	0
LSU	0	1	-	1

2010

Nov. 4, 2010
Orange Beach, Ala.
#5 Seed

	1	2	0	F/20T
Auburn	1	0	0	1
Georgia	0	1	1	2

2011

Nov. 2, 2011
Orange Beach, Ala.
#7 Seed

	1	2	0	F
Auburn	1	2	-	3
LSU	0	0	-	0

Nov. 4, 2011

	1	2	0	F
Auburn	1	1	-	2
Tennessee	0	0	-	0

Nov. 6, 2011

	1	2	0	F
Auburn	2	1	-	3
Florida	1	1	-	2

2012

Oct. 31, 2012
Orange Beach, Ala.
#6 Seed

	1	2	0	F
Auburn	0	0	0	0
Tennessee	0	0	0	0

Auburn advances on PKs, 5-3

Nov. 2, 2012

	1	2	0	F
Auburn	0	2	-	2
Texas A&M	0	0	-	0

Nov. 4, 2012

	1	2	0	F
Auburn	0	0	-	0
Florida	2	1	-	3

2013

Nov. 4, 2013
Orange Beach, Ala.
#10 Seed

	1	2	0	F
Auburn	0	0	1	1
LSU	0	0	-	0

Nov. 6, 2013

	1	2	0	F
Auburn	0	0	-	0
Texas A&M	1	0	-	1

2014

Nov. 5, 2014
Orange Beach, Ala.
#6 Seed

	1	2	0	F
Auburn	0	1	-	1
Kentucky	2	0	-	2

2015

Nov. 4, 2015
Orange Beach, Ala.
#4 Seed

	1	2	0	F
Auburn	0	2	0	2
South Carolina	1	1	0	2

Auburn advances on PKs, 5-3

Nov. 6, 2015

	1	2	0	F
Auburn	0	0	-	0
Florida	2	0	-	2

2016

Nov. 2, 2016
Orange Beach, Ala.
#2 Seed

	1	2	0	F
Auburn	0	3	-	3
Tennessee	0	1	-	1

Nov. 4, 2016

	1	2	0	F
Auburn	0	1	-	1
Arkansas	1	2	-	3

2017

Oct. 31, 2017
Orange Beach, Ala.
#6 Seed

	1	2	0	F
Auburn	0	0	-	0
Florida	1	0	-	1

AUBURN AT THE SEC TOURNAMENT

2018

Oct. 28, 2018
Orange Beach, Ala.
#9 Seed

	1	2	0	F
Auburn	0	1	0	1
Florida	1	0	0	1
	Florida advances on PKs, 2-1			

2019

Nov. 3, 2019
Orange Beach, Ala.
#10 Seed

	1	2	0	F
Auburn	1	0	0	1
Alabama	1	0	1	2

2020

Nov. 15, 2020
Orange Beach, Ala.
#8 Seed

	1	2	0	F
Auburn	1	0	1	2
Georgia	1	0	0	1

Nov. 17, 2020

	1	2	0	F
Auburn	0	3	-	3
Arkansas	4	0	-	4

Auburn Records at the SEC Tournament

Most Goals Scored	3 (5x), vs. Georgia (2001), vs. LSU (2011), vs. Florida (2011), vs. Tennessee (2016), vs. Arkansas (2020)
Most Goals Allowed.....	8, vs. Arkansas (1993)
Fewest Goals Allowed.....	0 (5x), vs. Kentucky (2005), vs. LSU (2011), vs. Tennessee (2011), vs. Tennessee (2012), vs. Texas A&M (2012)
Most Goals Scored in 1st Half	2, vs. Florida (2011)
Most Goals Allowed in 1st Half	4, vs. Arkansas (2020)
Most Goals Scored in 2nd Half	3 (2x), vs. Tennessee (2016), vs. Arkansas
Most Goals Allowed in 2nd Half	3, vs. Tennessee (2006)
Most Goals Scored in a Defeat	3, vs. Arkansas (2020)
Most Goals Allowed in a Victory	2 (3x), vs. Georgia (2001), vs. Florida (2011), vs. South Carolina (2015)
Largest Margin of Victory	3, vs. LSU (2011)
Largest Margin of Defeat.....	8, vs. Arkansas (1993)
Quickest Goal Scored in 1st Half	2:38, Mary Coffed vs. Ole Miss (2009)
Quickest Goal Allowed in 1st Half	0:17, vs. Ole Miss (2004)
Quickest Goal Scored in 2nd Half	46:54, Michelle Mione vs. Ole Miss (2001)
Quickest Goal Allowed in 2nd Half.....	47:22, vs. Florida (2001)
Most Points in a Tournament	8, Casie Ramsier (2016)
Most Goals in a Tournament	4, Casie Ramsier (2016)
Most Assists in a Tournament.....	2 (13x), last Anna Haddock/Alyssa Malonson (2020)
Most Saves in a Tournament	21, Anna Fiser (2005)
Most Points in a Game	6, Casie Ramsier vs. Tennessee (2016)
Most Goals in a Game	3, Casie Ramsier vs. Tennessee (2016)
Most Assists in a Game.....	2 (7x), Sara Power vs. Georgia (2001), Caitlin King vs. LSU (2007), Katy Frierson vs. Ole Miss (2009), Tori Ball vs. Texas A&M (2012), Brooke Ramsier vs. South Carolina (2015), Alyssa Malonson vs. Georgia (2020), Anna Haddock vs. Arkansas (2020)
Most Saves in a Game.....	12, Megan Rivera vs. Georgia (2003)

2021 SEC TOURNAMENT

October 31 - November 7 • Orange Beach Sportsplex • Orange Beach, Ala.

First Round
Sunday
October 31

Quarterfinals
Tuesday
November 2

Semifinals
Thursday
November 4

Championship
Sunday
November 7

7 Vanderbilt

1

Match 1
1:00 p.m. CT



10 Florida **1 (3OT)**
Florida advances on PKs 4-3

2 Tennessee

Match 3
Noon CT



10 Florida

Match 8
7:30 p.m. CT



3 Ole Miss

Match 4
2:30 p.m. CT



6 Alabama

Championship
1:00 p.m. CT



8 Georgia

0

Match 2
3:30 p.m. CT



9 LSU **0 (3OT)**
LSU advances on PKs 5-4

1 Arkansas

Match 5
5:00 p.m. CT



9 LSU

Match 7
5:00 p.m. CT



4 South Carolina

Match 6
7:30 p.m. CT



5 Auburn

#WarEagle



AuburnTigers.com



@AuburnSoccer | @AuburnTigers
@AUCoachHoppa



/AuburnSoccer
/AuburnTigers

TEAM SCHEDULE » WEEK OF NOVEMBER 1-7

MONDAY November 1	TUESDAY November 2	WEDNESDAY November 3	THURSDAY November 4	FRIDAY November 5	SATURDAY November 6	SUNDAY November 7
TRAINING 5:10 pm	MATCH DAY 7:30 pm vs. S. Carolina	TBD	TBD	TBD	TBD	TBD

AUBURN ATHLETICS COMMUNICATIONS

AUBURNTIGERS.COM

For updated game notes, statistics and all the latest information on Auburn women's soccer and gameday activities, go to AuburnTigers.com.

INTERVIEW POLICY

Coach Hoppa, assistant coaches and selected athletes are available for phone and zoom interviews by contacting George Nunnelley in the communications office. Postgame interviews with Coach Hoppa and requested players will be conducted virtually following a brief cooling-off period. Practices are closed.

CREDENTIALS

Media capacity for the 2021 season will be very limited and conducted on a first-come, first-serve basis. Anyone wishing to cover Auburn women's soccer matches should contact George Nunnelley in the communications office at least one day in advance in order to make the proper arrangements.

GAMEDAY SERVICES

Notes and stats will be available online at AuburnTigers.com. Wireless internet is available in the press box; ask George Nunnelley to login.

VIDEO SERVICES

FTP feeds of selected Auburn women's soccer highlights are available for the media. A number of studio and satellite services may be arranged for electronic media by calling Andrew Aaron in the Auburn video services office at 334-750-7133 or by emailing aba0016@auburn.edu.

PHOTO SERVICES

For photos of Auburn women's soccer or anything pertaining to Auburn Athletics, contact Shanna Lockwood at 334-332-5750 or via email at sal0002@auburn.edu.

COMMUNICATIONS STAFF

George Nunnelley	Women's Soccer contact
cell:	502-609-9982
email:	gnunnelley@auburn.edu
Kirk Sampson	Associate AD
cell:	334-750-1385
email:	sampska@auburn.edu
Weston Carter	SEC Network/TV contact
cell:	217-260-2978
email:	weston.carter@auburn.edu

QUICK FACTS

UNIVERSITY INFORMATION

City / Zip Auburn, Ala. / 36831
 Founded Oct. 1, 1856
 Enrollment 30,737
 Nickname Tigers
 Colors Navy Blue and Burnt Orange
 Affiliation NCAA Division I
 Conference Southeastern Conference
 Stadium Auburn Soccer Complex
 Stadium Capacity 1,500
 Interim President Dr. Jay Gogue
 Athletic Director Allen Greene
 SWA Joy Vrbka

TEAM INFORMATION

Letterwinners Returning/Lost 17/7
 Starters Returning/Lost 10/2
 2020-21 Overall Record 10-5-3
 2020 Conference Record/Finish 3-3-2/8th

AUBURN PROGRAM HISTORY

All-Time Record 318-223-56 (.580)
 All-Time SEC Record 135-110-32 (.545)
 NCAA Tournament Appearances 16
 NCAA Tournament Record 13-16 (.448)
 SEC Tournament Appearances 26
 SEC Tournament Record 14-22-5 (.402)

STAFF INFORMATION

Head Coach Karen Hoppa
 Alma Mater, Year UCF, 1990
 Year at Auburn 23rd
 Year Overall 29th
 Career Record 329-217-54 (.593)
 at Auburn 265-173-45 (.595)
 Assistant Coach Ben Madsen
 Alma Mater, Year Lincoln Memorial, 2003
 Assistant Coach Nick Flohre
 Alma Mater, Year Indianapolis, 2003
 Director of Operations Amy Reif
 Alma Mater, Year Auburn, 1998

GAMEDAY EXPERIENCE: AUBURN SOCCER COMPLEX

» Auburn Soccer Complex is in its 28th season as home of Auburn women's soccer. The Tigers have played there in all but one season (1993), when they played at Wilbur "Bodie" Hinton Field. Since moving to the facility, Auburn boasts a record of 179-67-21 (.710). The Auburn Soccer Complex seats 1,500. Located across the street from the Auburn Athletic Complex, the soccer stadium's natural turf playing surface is 120 yards long, by 78 yards wide.



A CLOSER LOOK AT THE MATCHUP

Auburn	Value (SEC/NCAA Rank)*
Total Goals.....	34 (5th/60th)
Total Assists	39 (5th/29th)
Total Points	107 (4th/45th)
Scoring Offense.....	2.00 (5th/57th)
Assists Per Game.....	2.29 (3rd/26th)
Shots Per Game.....	16.18 (4th/49th)
SOG Per Game	6.53 (5th/109th)
Saves Per Game.....	2.82 (13th/312th)
Save Percentage	0.750 (7th/225th)
Team GAA.....	0.922 (3rd/81st)
Shutout Percentage.....	0.412 (4th/85th)
Shutouts	7
Goals Allowed.....	16

South Carolina	Value (SEC/NCAA Rank)*
Total Goals.....	29 (10th/98th)
Total Assists	31 (8th/60th)
Total Points	89 (10th/87th)
Scoring Offense.....	1.71 (9th/91st)
Assists Per Game.....	1.82 (8th/56th)
Shots Per Game.....	12.47 (11th/170th)
SOG Per Game	5.82 (10th/173rd)
Saves Per Game.....	2.53 (14th/325th)
Save Percentage	0.705 (12th/295th)
Team GAA.....	1.045 (4th/110th)
Shutout Percentage.....	0.294 (9th/175th)
Shutouts	5
Goals Allowed.....	18

* - stats as of 11/1

PREVIOUS MEETINGS

<u>Oct. 25, 2018</u>	<u>F (2OT)</u>
Auburn	2
South Carolina	2
*Auburn won on PKS, 5-3 in Orange Beach, Ala.	
<u>Sept. 18, 2016</u>	<u>F</u>
Auburn	3
South Carolina	1
in Auburn, Ala.	
<u>Sept. 28, 2018</u>	<u>F</u>
Auburn	0
South Carolina	3
in Columbia, S.C.	
<u>Oct. 31, 2019</u>	<u>F</u>
Auburn	0
South Carolina	2
in Auburn, Ala.	
<u>Oct. 1, 2021</u>	<u>F</u>
Auburn	2
South Carolina	3
in Columbia, S.C.	

STRONG STRETCH

- » Since falling to Arkansas in last year's SEC Tournament, Auburn is 17-6-2 (.720).
- » The Tigers have outscored opponents 50-19 during the stretch and have surrendered multiple goals on just four occasions while scoring multiple goals 14 times.

SUPER SOPHOMORES

- » Auburn has started at least six true or redshirt sophomores in every game this season, and at least one member of the group has scored in all but three contests.
- » The group has accounted for 21 goals (62%), 24 assists (62%) and 66 points (62%).

LEADING THE CHARGE

- » After leading all freshmen nationally with 10 assists a season ago, Haddock leads the team and ranks top 10 in the SEC in goals (nine), assists (seven) and points (25).
- » Haddock, who was the only sophomore named First Team All-SEC would enter the top 10 in single-season in goals and points with her next score.

ARIAS ON THE ATTACK

- » Redshirt-sophomore Marissa Arias was named Second Team All-SEC after ranking second on the team with seven goals and 16 points and tying for the SEC lead with five goals in league play.
- » All seven of Arias' goals and 15 of her 16 points came in a span of nine games from Sept. 9-Oct. 17.

D-TEAM

- » The Tigers defensive unit matched the program record for fewest goals allowed in a season in 2020-21 (15).
- » Dating back to the start of last spring, Auburn has allowed 19 goals in 25 contests - good for a 0.74 goals against average.
- » The Tigers have turned in 12 shutouts during the span, including a league best five in SEC play, and have allowed multiple goals just five times, all against ranked opponents.

IRON WOMAN

- » Alyssa Malonson returned for her final season in an Auburn uniform after being selected by the N.C. Courage with the 20th pick of the 2021 NWSL Draft and became the fourth player in program history to earn conference Player of the Year honors, including the first since Julie King in 2011.
- » Malonson has started every game (94) since stepping foot on campus and is now the program record holder for games played, games started and consecutive games started.
- » With four assists this season, the fifth-year defender also ranks tied for eighth in program history with 23 career assists.

TALE OF TWO HALVES

- » Just 12 of Auburn's 34 goals this season have come in the first half, including four of 15 goals in league play.
- » The Tigers are 11-2-1 when leading or tied at half and 0-3-0 when trailing at half.

PLAYER TO WATCH: ALYSSA MALONSON

» Fifth-year defender Alyssa Malonson was named the SEC Defender of the Year and First Team All-SEC Sunday, becoming Auburn's fourth Player of the Year honoree in program history and the first since 2011. Malonson has started 94 straight games in her Auburn career and is the program record holder in games played, games started and consecutive games started.



ROSTER

BY NUMBER						BY NAME		
No.	Name	Pos.	Ht.	Year	Hometown (High School/Last School)	No.	Name	Pos.
0	Madeline Moore	D	5-9	So.	Winter Haven, Fla. (Winter Haven Senior)	19	Marissa Arias	F/MF
00	Maddie Prohaska	GK	5-9	So.	West Chester, Ohio (Lakota West)	6	Jolie Baltzegar	F
1	Hailey Whitaker	MF/F	5-1	Sr.	Birmingham, Ala. (Oak Mountain)	25	Micah Beasley	MF
2	Riley Petcosky	D/MF	5-5	Jr.	Vestal, N.Y. (Cedar Park)	13	Kylie Bechard	F/MF
3	Alyssa Malonson	D/MF	5-3	Sr.-2	Spring, Texas (Klein)	5	Brooke Berdan	D/MF
4	Anna Haddock	MF	5-5	So.	Bowling Green, Ky. (Greenwood)	17	Maddy Bondon	MF/D
5	Brooke Berdan	D/MF	5-8	Jr.	Boulder, Colo. (Fairview)	10	Sammie Brown	MF
6	Jolie Baltzegar	MF/D	5-5	So.	Evans, Ga. (Greenbrier)	23	Olivia Candelino	F
7	Carly Thatcher	MF	5-2	Fr.	Greer, S.C. (Riverside)	33	Katie Carrino	GK
8	Mallory Mooney	MF/F	5-2	So.	Broomfield, Colo. (Broomfield)	22	M.E. Craven	D
9	Hannah Waesch	MF	5-5	So.	The Colony, Texas (The Colony)	20	Olivia Dedels	MF
10	Sammie Brown	MF	5-3	So.	Morgantown, W.V. (Morgantown)	12	Haley Duca	MF
11	LJ Knox	D	5-10	Fr.	Brentwood, Tenn. (Brentwood Academy)	24	Makenna Garcia	GK
12	Haley Duca	MF	5-2	Fr.	Chelsea, Ala. (Chelsea)	34	Layton Glisson	F
13	Kylie Bechard	F/MF	5-2	R-So.	Columbus, Ga. (Harris County)	4	Anna Haddock	MF
14	Sydney Richards	F/MF	5-7	Jr.	Plano, Texas (Plano Senior)	11	LJ Knox	D
15	Sydney Thibodaux	MF	5-5	Fr.	Montgomery, Texas (Lake Creek)	21	Sabrina McNeill	F/MF
16	Rocio Sanders	F/MF	5-4	Sr.-2.	Satellite Beach, Fla. (Cocoa Beach)	3	Alyssa Malonson	D
17	Maddy Bondon	MF/D	5-4	So.	Duluth, Ga. (Peachtree Ridge)	8	Mallory Mooney	F
18	Jaycie Silhan	MF	5-11	Fr.	Spring, Texas (Klein Oak)	0	Madeline Moore	D
19	Marissa Arias	F/MF	5-4	R-So.	San Antonio, Texas (Louis D. Brandeis)	2	Riley Petcosky	MF/D
20	Olivia Dedels	MF	5-6	Sr.	Lawrenceville, Ga. (Collins Hill)	00	Maddie Prohaska	GK
21	Sabrina McNeill	F/MF	5-4	Gr.	Whitby, Ontario (Eastern Michigan)	14	Sydney Richards	F/MF
22	M.E. Craven	D	6-2	Sr.	Alpharetta, Ga. (Lambert)	16	Rocio Sanders	F
23	Olivia Candelino	F	5-5	So.	Jacksonville, Fla. (The Bolles School)	18	Jaycie Silhan	MF
24	Makenna Garcia	GK	5-5	R-Fr.	Pflugerville, Texas (Hendrickson)	32	Maddie Simpson	F
25	Micah Beasley	MF	5-3	Fr.	Klein, Texas (Connections Academy)	26	Grace Sklopan	MF
26	Grace Sklopan	MF	5-3	Gr.	Alexandria, Va. (Virginia Tech)	7	Carly Thatcher	MF
32	Maddie Simpson	F	5-7	So.	Wausau, Wisc. (DC Everest Senior)	15	Sydney Thibodaux	MF
33	Katie Carrino	GK	5-11	Fr.	Benedict, Md. (The Calverton School)	9	Hannah Waesch	MF
34	Layton Glisson	F	5-7	Fr.	Dacula, Ga. (Hebron Christian Academy)	1	Hailey Whitaker	MF/F

Head Coach: Karen Hoppa (23rd season at Auburn, 29th overall)
 Associate Head Coach: Ben Madsen (10th season at Auburn)
 Assistant Coach: Nick Flohre (3rd season at Auburn)
 Director of Operations: Amy Reif (4th season at Auburn)

BY CLASS

Freshmen (9)

Micah Beasley, Katie Carrino, Haley Duca, Makenna Garcia, Layton Glisson, LJ Knox, Jaycie Silhan, Carly Thatcher, Sydney Thibodaux

Sophomores (12)

Marissa Arias, Jolie Baltzegar, Kylie Bechard, Maddy Bondon, Sammie Brown, Olivia Candelino, Anna Haddock, Mallory Mooney, Madeline Moore, Maddie Prohaska, Maddie Simpson, Hannah Waesch

Juniors (3)

Brooke Berdan, Riley Petcosky, Sydney Richards

Seniors (7)

M.E. Craven, Olivia Dedels, Sabrina McNeill, Alyssa Malonson, Rocio Sanders, Grace Sklopan, Hailey Whitaker

PRONUNCIATION GUIDE

Marissa ARIAS	AH-ree-ahss
JOLIE BALTZEGAR	JOE-lee Balt-zi-GER
Kylie BECHARD	beh-SHARD
Maddy BONDON	BON-den
Olivia CANDELINO	Can-da-LEE-no
Katie CARRINO	Kah-REE-no
Olivia DEDELS	De-DELLS
Haley DUCA	DOO-kah
Anna HADDOCK	HAD-ick
Alyssa MALONSON	muh-LAHN-sahn
Riley PETCOSKY	pet-KAH-skee
Maddie PROHASKA	pro-HASS-kah
ROCIO Sanders	row-SEE-oh
Jaycie SILHAN	Sil-HAHN
Grace SKLOPAN	SKLO-pin
Sydney THIBODAUX	TIB-ah-dough
Hannah WAESCH	Wesh

@AUOACHHOPPA

KAREN HOPPA » HEAD COACH

- » Hoppa's 318 wins entering 2021 are the 13th most among coaches who have patrolled the coaches box for 28 years or less
- » Her 254 wins over past 22 years are the fifth highest clip in the SEC since 1999, including the second highest mark in the SEC West
- » Amassed seven SEC Western Division Championships, one regular season title and one conference tournament crown
- » Coached 70 All-SEC selections, including three SEC Player of the Year choices and two SEC Scholar-Athletes of the Year
- » Guided 52 All-Region honorees and 14 All-Americans since arriving on The Plains
- » Advanced to the SEC Tournament 19 consecutive years, the second-longest active streak in the conference
- » Collected Team Academic Award 15 times since 2004
- » Quartet of players have earned CoSIDA Academic All-America recognition while Katy Frierson was named the NSCAA Scholar-Athlete of the Year in 2010.
- » Program has had 17 10-plus win seasons in 22 seasons
- » Holds record of 70-37-10 (.641) against SEC West teams
- » Made 16 NCAA Tournament appearances, including 12 of last 15 campaigns
- » Reached NCAA Quarterfinals for first time in program history in 2016 and went to the second round of the tournament in a record four straight seasons (2014-17)
- » Set program record in wins in back-to-back seasons in 2015 (16) and 2016 (17)
- » Team has broken 47 single-season records in her tenure with the Tigers
- » Named United States National Team's Youth Goalkeeper Coordinator in 2002
- » Coached on the U19 United States National Team in the inaugural FIFA Women's U19 World Championships in 2002
- » Captured gold over Canada in 2002 U19 World Championships
- » Served as assistant and goalkeeper coach for U18 United States for the Albena Cup in Bulgaria
- » Spent 12 years at UCF as student-athlete, assistant coach and head coach
- » Won five Trans America Athletic Conference titles, including four in a row during the 1993-96 campaigns
- » Three-year starter as goalkeeper for the Golden Knights
- » Allowed just 30 goals (0.594 per game) en route to 43-13-7 playing record
- » Holds three career records, including fewest goals allowed, lowest goals against average and total shutouts at UCF
- » Named 1990 NCAA Goalkeeper of the Year and was a finalist for the Hermann Award in 1990
- » Graduated Magna Cum Laude with a degree in psychology from UCF
- » Served as the United Soccer Coaches Chair of NCAA Division I Women's Coaches from 2017-20
- » Married Scott Hoppa and has one daughter, Bailey

Coaching Record Year-by-Year

Year	School	Record
1993	Central Florida	8-7-1
1994	Central Florida	13-5-1
1995	Central Florida	10-7-4
1996	Central Florida	13-7-1
1997	Central Florida	8-10-2
1998	Central Florida	12-8
1999	Auburn	6-13
2000	Auburn	13-7
2001	Auburn	11-8-1
2002	Auburn	15-5-2
2003	Auburn	14-4-3
2004	Auburn	15-4-2
2005	Auburn	8-12-1
2006	Auburn	11-6-3
2007	Auburn	10-8-2
2008	Auburn	12-9-2
2009	Auburn	10-9-3
2010	Auburn	11-8-2
2011	Auburn	15-7-2
2012	Auburn	13-11-1
2013	Auburn	8-9-4
2014	Auburn	12-7-3
2015	Auburn	16-6-1
2016	Auburn	17-7-0
2017	Auburn	8-7-5
2018	Auburn	12-6-2
2019	Auburn	7-10-2
2020	Auburn	10-5-3
2021	Auburn	11-5-1
Overall		329-217-54
at Auburn		265-173-45
at Central Florida		64-44-9

Overall Milestone Matches

First win.....2-1 vs. Saint Mary's, 1993
 100th win4-0 vs. South Alabama, 2002
 200th win 1-0 vs. Alabama, 2010
 300th win 1-0 at Missouri, 2018

Auburn Milestone Matches

First win..... 4-0 vs. Southwest Texas State, 1999
 50th win 2-0 vs. Dartmouth, 2003
 100th win 1-0 vs. Mississippi State, 2007
 150th win3-2 vs. Florida, 2011
 200th win3-2 vs. Texas Tech, 2015
 250th win 1-0 vs. Georgia, 2021

SEC STANDINGS

EASTERN DIVISION STANDINGS

	Division		Conference		W-L-T	Home	Away	Neutral
	W-L-T	Pts.	W-L-T	Pts.				
Tennessee	5-1-0	15	8-2-0	24	15-2-0	9-0-0	6-2-0	0-0-0
South Carolina	4-1-1	13	6-3-1	19	11-5-1	5-2-1	6-3-0	0-0-0
Vanderbilt	4-1-1	13	5-4-1	16	8-8-3	5-4-2	3-4-0	0-0-1
Georgia	3-2-1	10	4-4-2	14	11-5-3	8-3-1	3-2-1	0-0-1
Florida	1-4-1	4	3-6-1	10	4-11-4	2-6-2	2-5-1	0-0-1
Missouri	1-5-0	3	3-7-0	9	7-10-0	5-5-0	2-5-0	0-0-0
Kentucky	1-5-0	3	1-9-0	3	7-10-2	6-4-1	1-6-1	0-0-0

WESTERN DIVISION STANDINGS

	Division		Conference		W-L-T	Home	Away	Neutral
	W-L-T	Pts.	W-L-T	Pts.				
Arkansas	5-1-0	15	9-1-0	27	14-3-0	8-0-0	4-3-0	2-0-0
Ole Miss	3-2-1	10	6-3-1	19	11-4-3	6-1-2	5-3-1	0-0-0
Auburn	3-2-1	10	5-4-1	16	11-5-1	8-2-0	3-3-1	0-0-0
Alabama	3-2-1	10	5-4-1	16	10-8-1	10-2-0	0-6-1	0-0-0
LSU	2-4-0	6	4-6-0	12	11-6-1	5-2-0	5-4-0	1-0-1
Miss. State	2-4-0	6	3-6-1	10	5-8-3	5-3-0	0-5-3	0-0-0
Texas A&M	1-4-1	4	3-6-1	10	7-9-2	5-4-1	2-5-1	0-0-0

NATIONAL POLLS

UNITED SOCCER COACHES (OCT. 26)

Rk.	School	2021 Record
1	Virginia	15-1-1
2	Duke	12-2-1
3	Florida State*	14-1-1
4	Arkansas*	14-2-0
5	UCLA	13-0-3
6	Rutgers	15-2-0
7	North Carolina	11-2-3
8	TCU	14-2-1
9	Stanford	12-3-1
10	Southern Cal	11-2-2
11	BYU*	11-3-1
12	Tennessee*	14-2-0
13	Pepperdine	13-2-1
14	SMU	10-2-2
15	Xavier	16-1-1
16	Ole Miss*	11-3-3
17	Michigan	12-3-3
18	Purdue	13-3-2
19	Auburn	11-4-1
20	Texas	9-3-5
21	Georgetown	11-0-6
22	Notre Dame	12-4-1
23	South Florida	10-3-2
24	Brown	10-3-0
25	Santa Clara	8-5-2

AROUND THE SEC

Sunday, Oct. 31

#10 Florida 1, #7 Vanderbilt 1
 Florida advances on PKs, 4-3
 #9 LSU 0, #8 Georgia 0
 LSU advances on PKs, 5-4

Tuesday, Nov. 2

#2 Tennessee vs. Game 1 winner 12 p.m.
 #3 Ole Miss vs. #6 Alabama 2:30 p.m.
 #1 Arkansas vs. Game 2 winner 5 p.m.
 #4 South Carolina vs. #5 Auburn 7:30 p.m.

AUBURN IN THE POLLS

Date	Rec.	USC	TDS
PRE	0-0-0	NR	NR
Week 1	2-0-0	14	22
Week 2	3-0-0	11	19
Week 3	5-0-0	10	16
Week 4	6-1-0	12	16
Week 5	7-1-0	11	13
Week 6	8-2-0	13	16
Week 7	8-3-0	22	23
Week 8	10-3-0	23	19
Week 9	11-3-0	19	18
Week 10	11-4-1	19	20
Week 11	11-5-1	TBD	23

TOP DRAWER SOCCER (NOV. 1)

Rk.	School	2021 Record
1	Virginia	15-1-2
2	Florida State*	14-1-2
3	UCLA	15-0-3
4	North Carolina	12-2-3
5	Rutgers	16-2-0
6	Arkansas*	14-3-0
7	TCU	15-2-2
8	Pepperdine	14-2-1
9	Tennessee	15-2-0
10	Southern Cal	13-2-2
11	Duke	13-2-1
12	Brown	11-3-0
13	Xavier	16-1-1
14	Princeton	13-2-1
15	Michigan	13-3-3
16	Stanford	12-5-1
17	Georgetown	11-1-6
18	SMU	11-3-2
19	BYU*	11-4-1
20	Purdue	14-3-2
21	Hofstra	14-3-1
22	South Florida	11-3-2
23	Auburn	11-5-1
24	Texas	11-3-5
25	Notre Dame	13-5-1

* - 2021 Auburn opponent

HONORS AND AWARDS

Marissa Arias

- » Second Team All-SEC
- » TDS Team of the Week - HM (Oct. 4)

Brooke Berdan

- » SEC Community Service Team

Anna Haddock

- » First Team All-SEC
- » SEC Offensive Player of the Week (Aug. 23)
- » TDS Team of the Week (Aug. 24)
- » TDS Team of the Week - HM (Aug. 31)
- » SEC Offensive Player of the Week (Sept. 20)
- » TDS Team of the Week (Sept. 21)
- » SEC Preseason Watch List

Alyssa Malonson

- » SEC Defender of the Year
- » First Team All-SEC

- » SEC Defensive Player of the Week (Aug. 23)
- » TDS Team of the Week - HM (Sept. 21, Oct. 19)
- » TDS Team of the Week (Oct. 12)
- » SEC Preseason Watch List

Maddie Prohaska

- » SEC Preseason Watch List

Sydney Richards

- » TDS Team of the Week - HM (Sept. 7)
- » TDS Team of the Week - HM (Sept. 28)

Carly Thatcher

- » SEC Freshman of the Week (Sept. 13)
- » TDS Team of the Week - HM (Sept. 14)

Hannah Waesch

- » TDS Team of the Week (Sept. 7)

AUBURN IN 2021

Overall	11-5-1
Home	8-2-0
Away	3-3-1
Neutral.....	0-0-0
SEC	5-4-1
Home	4-1-0
Away.....	1-3-1
In overtime	1-1-1
vs. Ranked opponents	1-4-1
vs. Unranked opponents	10-1-0
Scoring first.....	10-1-0
Opponent scores first	1-4-1
Leading at half	5-0-0
Trailing at half	0-3-0
Tied at half	6-2-1
Outshooting opponent.....	10-1-0
Outshot by opponent	1-4-0
Same number of shots	0-0-1
Taking more corner kicks.....	10-1-0
Allowing more corner kicks	0-4-1
Same number of corner kicks	1-0-0
Making more saves	3-4-0
Allowing more saves	7-0-1
Same number of saves	1-1-0
Committing more fouls.....	1-0-0
Drawing more fouls	8-4-1
Same number of fouls	2-1-0
Televised games.....	1-1-0
Non-televised games	10-4-1
Wearing white kits	8-2-1
Wearing blue kits.....	3-3-0
Sunday.....	4-1-1
Monday	0-0-0
Tuesday	0-0-0
Wednesday	0-0-0
Thursday	5-3-0
Friday	1-1-0
Saturday.....	1-0-0
August	3-0-0
September	5-2-0
October	3-3-1
November	0-0-0

THE LAST TIME

TEAM

Scored 5-plus goals	5, vs. Alabama A&M (9/9/2021)
Scored 4 goals	4, vs. UAB (9/2/2021)
Scored 3 goals	3, vs. Texas A&M (9/26/2021)
Scored 2 goals	2, at Ole Miss (10/24/2021)
Scored 1 goal	1, vs. LSU (10/10/2021)
Was shutout.....	0, at Alabama (10/28/2021)
Allowed 5 goals.....	5, vs. Arkansas (10/24/2019)
Allowed 4 goals.....	4, vs. Arkansas (11/17/20)
Allowed 3 goals.....	3, at South Carolina (10/1/2021)
Allowed 2 goals.....	2, at Ole Miss (10/24/2021)
Allowed 1 goal.....	1, at Alabama (10/28/2021)
Shutout an opponent	vs. Florida (10/17/2021)
Attempted 30-plus shots.....	49, vs. Alabama A&M (9/9/2021)
Attempted 20-29 shots	25, vs. Florida (10/17/2021)
Attempted 10-19 shots	16, at Alabama (10/28/2021)
Allowed 20-plus shots	21, at Georgia (10/18/2020)
Allowed 15-19 shots.....	15, at Ole Miss (10/24/2021)
Allowed 10-15 shots.....	14, at Alabama (10/28/2021)
Allowed 5-9 shots.....	9, vs. LSU (10/10/2021)
Allowed 1-4 shots.....	2, vs. Florida (10/17/2021)
Won in overtime	1-0 (OT), vs. LSU (10/10/2021)
Lost in overtime	2-1 (2OT), at Tennessee (9/23/2021)
Tied in overtime.....	2-2 (2OT), at Ole Miss (10/24/2021)
Had 10-20 corner kicks.....	12, vs. Alabama A&M (9/9/2021)
Won a penalty kick shootout	2-2 (5-3 PK), vs. South Carolina (11/4/2015)
Lost a penalty kick shootout	1-1 (2-1 PK), vs. Florida (10/28/2018)

INDIVIDUAL

Scored 3 goals in a half.....	3, Mallory Mooney vs. Virginia Tech (4/17/2021)
Scored 3 goals in a match	3, Carly Thatcher vs. Alabama A&M (9/9/2021)
Scored 4 goals in a match	4, Tiffany Smith vs. LaGrange (9/25/1993)
Had 3 assists in a match	3, Casie Ramsier vs. UConn (11/18/2016)
Had 4 assists in a match	4, Anna Haddock vs. Kennesaw State (2/19/2021)
Took 10 shots in a match	10, Kristen Dodson vs. High Point (9/8/2017)
Had 10 saves in a match.....	10, Maddie Prohaska (10/30/2020)
Had 15 saves in a match.....	15, Meredith McPherson vs. Arkansas (9/24/1994)
Recorded a shutout	Maddie Prohaska vs. Florida (10/17/2021)
Had consecutive shutouts.....	3, Maddie Prohaska at MSU/vs. LSU/vs. Florida (10/7-17/2021)
Scored a penalty kick	Sydney Richards & Anna Haddock vs. Texas A&M (9/26/2021)
Saved a penalty kick.....	Sarah Le Beau vs. Florida (9/27/2015)
Goalkeeper scored a goal.....	Karina Micomonaco at West Florida (10/23/1993)
Goalkeeper had an assist.....	Alyse Scott vs. Memphis (9/5/2014)

FACILITY UPGRADE: NEW LED LIGHTS

» In 2018, Auburn Soccer Complex had a minor procedure that has had a major impact on the gameday experience. The Tigers became proud owners of a LED light system that allows for light shows to be played throughout the game. Keep your eye for the feature during starting lineup and after an Auburn goal.



0



Madeline Moore
5-9 | D | So.
Winter Haven, Fla.

2021 Game-By-Game

Opp	GS	Min	G	A	Pts	Sh
at Samford *		90	0	0	0	0
BYU *		83	0	0	0	0
at Troy *		90	0	0	0	0
UAB *		90	0	1	1	0
UTC *		84	0	1	1	0
AAMU *		68	0	0	0	0
FSU *		90	0	0	0	0
Georgia *		9	0	0	0	0
at UT -		-	-	-	-	-
Texas A&M -		-	-	-	-	-
at USC -		-	-	-	-	-
at MSU -		-	-	-	-	-
LSU -		-	-	-	-	-
Florida -		-	-	-	-	-
Arkansas -		-	-	-	-	-
at Ole Miss -		-	-	-	-	-
at Alabama -		-	-	-	-	-

Career Highs

Minutes Played

S: 90 (4x) vs. FSU (9/12)
C: 110 vs. LSU (2/26/21)

Goals

S: --
C: --

Assists

S: 1 (2x) vs. Chattanooga (9/5)
C: 1 (3x) vs. Chattanooga (9/5/21)


Points

S: 1 (2x) vs. Chattanooga (9/5)
C: 1 (3x) vs. Chattanooga (9/5/21)

Career Stats

Season	GP	G	A	Pts	Sh	GW
2020	18	0	1	1	2	0
2021	8	0	2	2	0	0
Totals	26	0	3	3	2	0

00



Maddie Prohaska
5-9 | GK | So.
West Chester, Ohio

2021 Game-By-Game

Opp	GS	Min	GA	GAA	Sv	Sho
at Samford *		90	1	1.00	4	0
BYU *		90	1	1.00	3	0
at Troy *		90	1	1.00	1	0
UAB *		90	1	1.00	4	0
UTC *		90	0	0.00	0	1
AAMU *		90	0	0.00	0	1
FSU *		90	2	2.00	2	0
Georgia *		90	0	0.00	4	1
at UT *		101	2	2.00	6	0
Texas A&M *		90	0	0.00	0	1
at USC *		90	3	3.00	2	0
at MSU *		90	0	0.00	4	1
LSU *		90	0	0.00	1	1
Florida *		90	0	0.00	1	1
Arkansas *		90	2	2.00	4	0
at Ole Miss *		110	2	2.00	5	0
at Alabama *		90	1	1.00	5	0

Career Highs

Minutes Played

S: 110 at Ole Miss (10/24)
C: 110 (4x) at Ole Miss (10/24/21)

Goals Allowed

S: 3 at South Carolina (10/1)
C: 4 vs. Arkansas (11/17/20)


Saves

S: 6 at Tennessee (9/23)
C: 10 at Arkansas (10/30/20)

Career Stats

Season	GP	Min	GA	GAA	Sv	Sho
2020	17	1573:40	14	0.80	76	6/2
2021	17	1562:38	16	0.92	46	7/0
Totals	34	3137:18	30	0.86	122	13/2

1



Hailey Whitaker
5-1 | MF/F | Sr.
Birmingham, Ala.

2021 Game-By-Game

Opp	GS	Min	G	A	Pts	Sh
at Samford *		62	0	0	0	2
BYU *		64	0	0	0	0
at Troy *		50	0	0	0	1
UAB *		46	0	0	0	1
UTC *		57	0	1	1	1
AAMU -		32	0	0	0	3
FSU -		37	0	0	0	0
Georgia *		63	0	0	0	2
at UT *		101	0	0	0	1
Texas A&M *		71	0	0	0	0
at USC *		77	0	0	0	1
at MSU *		90	0	0	0	0
LSU *		80	0	0	0	0
Florida *		87	0	0	0	0
Arkansas *		90	0	0	0	0
at Ole Miss *		104	0	0	0	0
at Alabama *		90	0	0	0	0

Career Highs

Minutes Played

S: 104 at Ole Miss (10/24)
C: 104 (2x) at Ole Miss (10/24/21)

Goals

S: --
C: 1 (7x) vs. South Alabama (4/3/21)

Assists

S: 1 vs. Chattanooga (9/5)
C: 2 (2x) vs. South Alabama (4/3/21)

Points

S: 1 vs. Chattanooga (9/5)
C: 4 (2x) vs. South Alabama (4/3/21)

Career Stats

Season	GP	G	A	Pts	Sh	GW
2018	20	2	3	7	20	1
2019	19	3	4	10	32	2
2020	17	2	2	6	28	1
2021	17	0	1	1	12	0
Totals	73	7	10	24	92	4

2



Riley Petcosky
5-5 | D/MF | Jr.
Vestal, N.Y.

2021 Game-By-Game

Opp	GS	Min	G	A	Pts	Sh
at Samford	-	15	0	0	0	0
BYU	-	11	0	0	0	0
at Troy	-	10	0	0	0	0
UAB	-	24	0	0	0	0
UTC	-	36	0	1	1	1
AAMU	-	35	0	0	0	0
FSU	-	-	-	-	-	-
Georgia	-	81	0	0	0	0
at UT	-	-	-	-	-	-
Texas A&M	-	23	0	0	0	0
at USC	-	54	0	0	0	0
at MSU	-	14	0	0	0	0
LSU	-	1	0	0	0	0
Florida	-	3	0	0	0	0
Arkansas	-	-	-	-	-	-
at Ole Miss	-	8	0	0	0	0
at Alabama	-	13	0	0	0	0

Career Highs

Minutes Played

S: 81 vs. Georgia (9/17)
C: 90 vs. Virginia Tech (9/1/19)

Goals

S: --
C: --

Assists

S: 1 vs. Chattanooga (9/5)
C: 2 vs. Virginia Tech (9/1/19)


Points

S: 1 vs. Chattanooga (9/5)
C: 2 vs. Virginia Tech (9/1/19)

Career Stats

Season	GP	G	A	Pts	Sh	GW
2019	18	0	2	2	3	0
2020	9	0	0	0	3	0
2021	14	0	1	1	1	0
Totals	41	0	3	3	7	0

3



Alyssa Malonson
5-3 | D/MF | Sr.-2
Spring, Texas

2021 Game-By-Game

Opp	GS	Min	G	A	Pts	Sh
at Samford	*	84	1	0	2	1
BYU	*	86	0	1	1	2
at Troy	*	80	0	0	0	1
UAB	*	82	0	0	0	1
UTC	*	67	0	0	0	1
AAMU	*	68	0	2	2	1
FSU	*	90	0	0	0	0
Georgia	*	90	0	0	0	0
at UT	*	101	0	0	0	1
Texas A&M	*	90	0	0	0	0
at USC	*	80	1	0	2	1
at MSU	*	90	0	0	0	0
LSU	*	93	0	1	1	1
Florida	*	90	0	0	0	1
Arkansas	*	90	0	0	0	0
at Ole Miss	*	110	0	0	0	0
at Alabama	*	90	0	0	0	1

Career Highs

Minutes Played

S: 110 at Ole Miss (10/24)
C: 110 (7x) at Ole Miss (10/24/21)

Goals

S: 1 (2x) at South Carolina (10/1)
C: 1 (4x) at South Carolina (10/1/21)

Assists

S: 2 vs. AAMU (9/9)
C: 2 (6x) vs. AAMU (9/9/21)


Points

S: 2 (3x) at South Carolina (10/1)
C: 2 (10x) at South Carolina (10/1/21)

Career Stats

Season	GP	G	A	Pts	Sh	GW
2017	20	0	6	6	17	0
2018	20	0	8	8	12	0
2019	19	1	1	3	5	1
2020	18	1	4	6	19	0
2021	17	2	4	8	12	0
Totals	94	4	23	31	65	1

4



Anna Haddock
5-5 | MF | So.
Bowling Green, Ky.

2021 Game-By-Game

Opp	GS	Min	G	A	Pts	Sh
at Samford	*	90	1	0	2	3
BYU	*	90	2	0	4	5
at Troy	*	89	0	2	2	1
UAB	*	76	0	0	0	3
UTC	*	80	1	0	2	5
AAMU	*	52	0	1	1	6
FSU	*	89	1	0	2	2
Georgia	*	88	2	0	4	7
at UT	*	101	0	0	0	2
Texas A&M	*	74	1	0	2	4
at USC	*	90	0	1	1	1
at MSU	*	90	0	1	1	0
LSU	*	89	0	0	0	4
Florida	*	82	0	2	2	4
Arkansas	*	90	0	0	0	1
at Ole Miss	*	103	1	0	2	2
at Alabama	*	90	0	0	0	4

Career Highs

Minutes Played

S: 103 at Ole Miss (10/24)
C: 110 (2x) vs. Ole Miss (10/13/20)

Goals

S: 2 (2x) vs. Georgia (9/17)
C: 2 (2x) vs. Georgia (9/17/21)

Assists

S: 2 (2x) vs. Florida (10/17)
C: 4 vs. Kennesaw (2/19/21)

Points

S: 4 (2x) vs. Georgia (9/17)
C: 4 (4x) vs. Georgia (9/17/21)

Career Stats

Season	GP	G	A	Pts	Sh	GW
2020	18	2	10	14	54	0
2021	17	9	7	25	54	4
Totals	35	11	17	39	108	4

6



Jolie Baltzegar
5-5 | MF/D | So.
Evans, Ga.

2021 Game-By-Game

Opp	GS	Min	G	A	Pts	Sh
at Samford	-	-	-	-	-	-
BYU	-	-	-	-	-	-
at Troy	-	-	-	-	-	-
UAB	-	-	-	-	-	-
UTC	-	-	-	-	-	-
AAMU	-	-	-	-	-	-
FSU	-	-	-	-	-	-
Georgia	-	-	-	-	-	-
at UT	-	-	-	-	-	-
Texas A&M	-	-	-	-	-	-
at USC	-	-	-	-	-	-
at MSU	-	-	-	-	-	-
LSU	-	-	-	-	-	-
Florida	-	-	-	-	-	-
Arkansas	-	-	-	-	-	-
at Ole Miss	-	-	-	-	-	-
at Alabama	-	-	-	-	-	-

Career Highs

Minutes Played

S: --
C: 78 vs. Miss. State (9/18/20)

Goals

S: --
C: --

Assists

S: --
C: --

Points

S: --
C: --

Career Stats						
Season	GP	G	A	Pts	Sh	GW
2020	17	0	1	1	8	0
2021	--	--	--	--	--	--
Totals	17	0	1	1	8	0

7



Carly Thatcher
5-2 | MF | Fr.
Pensacola Beach, Fla.

2021 Game-By-Game

Opp	GS	Min	G	A	Pts	Sh
at Samford	-	-	-	-	-	-
BYU	-	4	0	1	1	1
at Troy	-	18	0	0	0	0
UAB	-	18	0	0	0	0
UTC	-	-	-	-	-	-
AAMU	-	27	3	0	6	3
FSU	-	34	0	0	0	0
Georgia	-	29	0	1	1	2
at UT	-	34	0	0	0	0
Texas A&M	-	31	0	0	0	0
at USC	-	21	0	0	0	0
at MSU	-	13	0	0	0	0
LSU	-	31	0	0	0	1
Florida	-	37	0	0	0	2
Arkansas	-	31	0	0	0	1
at Ole Miss	-	44	0	0	0	1
at Alabama	-	30	0	0	0	2

Career Highs

Minutes Played

S: 44 at Ole Miss (10/24)
C: 44 at Ole Miss (10/24/21)

Goals

S: 3 vs. AAMU (9/9)
C: 3 vs. AAMU (9/9/21)

Assists

S: 1 (2x) vs. Georgia (9/17)
C: 1 (2x) vs. Georgia (9/17/21)

Points

S: 6 vs. AAMU (9/9)
C: 6 vs. AAMU (9/9/21)

Career Stats						
Season	GP	G	A	Pts	Sh	GW
2021	15	3	2	8	11	0

8



Mallory Mooney
5-2 | MF/F | So.
Broomfield, Colo.

2021 Game-By-Game

Opp	GS	Min	G	A	Pts	Sh
at Samford	*	90	0	0	0	0
BYU	*	90	0	0	0	0
at Troy	*	83	0	0	0	0
UAB	*	74	0	2	2	0
UTC	*	75	0	0	0	0
AAMU	*	63	0	0	0	0
FSU	*	84	0	0	0	1
Georgia	*	90	0	1	1	0
at UT	*	101	0	0	0	1
Texas A&M	*	86	0	0	0	0
at USC	*	72	0	0	0	0
at MSU	*	76	0	0	0	0
LSU	*	93	0	0	0	1
Florida	*	90	0	1	1	0
Arkansas	*	81	0	0	0	0
at Ole Miss	*	102	0	0	0	2
at Alabama	*	82	0	0	0	1

Career Highs

Minutes Played

S: 102 at Ole Miss (10/24)
C: 104 vs. vs. LSU (2/26/21)

Goals

S: --
C: 3 vs. Virginia Tech (4/17/21)

Assists


S: 2 vs. UAB (9/2)
C: 2 (2x) vs. UAB (9/2/21)

Points

S: 2 vs. UAB (9/2)
C: 6 vs. Virginia Tech (4/17/21)

Career Stats						
Season	GP	G	A	Pts	Sh	GW
2020	18	5	4	14	17	2
2021	17	0	4	4	5	0
Totals	35	5	8	18	22	2

9



Hannah Waesch
5-5 | MF | So.
The Colony, Texas

2021 Game-By-Game

Opp	GS	Min	G	A	Pts	Sh
at Samford	*	90	0	0	0	0
BYU	*	90	0	0	0	1
at Troy	*	90	1	0	2	2
UAB	*	86	0	0	0	0
UTC	*	82	0	0	0	1
AAMU	*	60	0	0	0	0
FSU	*	90	0	0	0	0
Georgia	*	90	0	0	0	0
at UT	*	101	0	0	0	0
Texas A&M	*	90	0	0	0	1
at USC	*	90	0	0	0	1
at MSU	*	90	0	0	0	0
LSU	*	93	0	0	0	0
Florida	*	90	0	0	0	1
Arkansas	*	90	0	0	0	0
at Ole Miss	*	110	0	0	0	0
at Alabama	*	90	0	0	0	3

Career Highs

Minutes Played

S: 110 at Ole Miss (10/24)
C: 110 (2x) at Ole Miss (10/24/21)

Goals

S: 1 at Troy (8/26)
C: 1 (2x) at Troy (8/26/21)

Assists

S: --
C: 1 (2x) at Alabama (3/27/21)


Points

S: 2 at Troy (8/26)
C: 3 vs. Kennesaw (2/19/21)

Career Stats

Season	GP	G	A	Pts	Sh	GW
2020	18	1	2	4	10	0
2021	17	1	0	2	7	0
Totals	35	2	2	6	17	0

10



Sammie Brown
5-3 | MF | So.
Morgantown, W.V.

2021 Game-By-Game

Opp	GS	Min	G	A	Pts	Sh
at Samford	-	-	-	-	-	-
BYU	-	-	-	-	-	-
at Troy	-	-	-	-	-	-
UAB	-	-	-	-	-	-
UTC	-	-	-	-	-	-
AAMU	-	-	-	-	-	-
FSU	-	-	-	-	-	-
Georgia	-	-	-	-	-	-
at UT	-	-	-	-	-	-
Texas A&M	-	-	-	-	-	-
at USC	-	-	-	-	-	-
at MSU	-	-	-	-	-	-
LSU	-	-	-	-	-	-
Florida	-	-	-	-	-	-
Arkansas	-	-	-	-	-	-
at Ole Miss	-	-	-	-	-	-
at Alabama	-	-	-	-	-	-

Career Highs

Minutes Played

S: --
C: --

Goals

S: --
C: --

Assists

S: --
C: --


Points

S: --
C: --

Career Stats

Season	GP	G	A	Pts	Sh	GW
2020	1	0	0	0	0	0
2021	--	--	--	--	--	--
Totals	1	0	0	0	0	0

11



LJ Knox
5-10 | D | Fr.
Brentwood, Tenn.

2021 Game-By-Game

Opp	GS	Min	G	A	Pts	Sh
at Samford	-	-	-	-	-	-
BYU	-	-	-	-	-	-
at Troy	-	-	-	-	-	-
UAB	-	-	-	-	-	-
UTC	-	-	-	-	-	-
AAMU	-	-	-	-	-	-
FSU	-	-	-	-	-	-
Georgia	-	-	-	-	-	-
at UT	-	-	-	-	-	-
Texas A&M	-	7	0	0	0	0
at USC	-	9	0	0	0	0
at MSU	-	-	-	-	-	-
LSU	-	13	0	0	0	0
Florida	-	3	0	0	0	0
Arkansas	-	19	0	0	0	0
at Ole Miss	-	6	0	0	0	0
at Alabama	-	-	-	-	-	-

Career Highs

Minutes Played

S: 13 vs. LSU (10/10)
C: 13 vs. LSU (10/10/21)

Goals

S: --
C: --

Assists

S: --
C: --

Points

S: --
C: --

Career Stats

Season	GP	G	A	Pts	Sh	GW
2021	6	0	0	0	0	0

12



Haley Duca
5-2 | MF | Fr.
Chelsea, Ala.

2021 Game-By-Game

Opp	GS	Min	G	A	Pts	Sh
at Samford	-	-	-	-	-	-
BYU	-	-	-	-	-	-
at Troy	-	-	-	-	-	-
UAB	-	-	-	-	-	-
UTC	-	-	-	-	-	-
AAMU	-	-	-	-	-	-
FSU	-	-	-	-	-	-
Georgia	-	-	-	-	-	-
at UT	-	-	-	-	-	-
Texas A&M	-	-	-	-	-	-
at USC	-	-	-	-	-	-
at MSU	-	-	-	-	-	-
LSU	-	-	-	-	-	-
Florida	-	-	-	-	-	-
Arkansas	-	-	-	-	-	-
at Ole Miss	-	-	-	-	-	-
at Alabama	-	-	-	-	-	-

Career Highs

Minutes Played

S: --
C: --

Goals

S: --
C: --

Assists

S: --
C: --

Points

S: --
C: --

Career Stats						
Season	GP	G	A	Pts	Sh	GW
2021	--	--	--	--	--	--

13



Kylie Bechard
5-2 | F/MF | R-So.
Phenix City, Ala.

2021 Game-By-Game

Opp	GS	Min	G	A	Pts	Sh
at Samford	-	28	0	0	0	0
BYU	-	25	0	1	1	0
at Troy	-	48	0	0	0	1
UAB	-	30	2	0	4	2
UTC	-	33	0	0	0	2
AAMU	-	16	0	1	1	0
FSU	-	46	0	0	0	0
Georgia	-	23	0	0	0	0
at UT	*	50	0	0	0	2
Texas A&M	-	35	0	0	0	0
at USC	-	38	0	0	0	0
at MSU	-	41	0	0	0	2
LSU	-	27	0	0	0	2
Florida	-	-	-	-	-	-
Arkansas	-	-	-	-	-	-
at Ole Miss	-	-	-	-	-	-
at Alabama	-	-	-	-	-	-

Career Highs

Minutes Played

S: 50 at Tennessee (9/23)
C: 50 at Tennessee (9/23/21)

Goals

S: 2 vs. UAB (9/2)
C: 2 vs. UAB (9/2/21)

Assists

S: 1 (2x) vs. AAMU (9/9)
C: 1 (2x) vs. AAMU (9/9/21)

Points

S: 4 vs. UAB (9/2)
C: 4 vs. UAB (9/2/21)

Career Stats						
Season	GP	G	A	Pts	Sh	GW
2021	13	2	2	6	11	0

14



Sydney Richards
5-7 | F/MF | Jr.
Plano, Texas

2021 Game-By-Game

Opp	GS	Min	G	A	Pts	Sh
at Samford	*	76	0	0	0	1
BYU	*	81	0	0	0	4
at Troy	*	64	0	0	0	3
UAB	*	67	2	0	4	3
UTC	*	67	0	0	0	1
AAMU	*	57	0	1	1	4
FSU	*	62	0	0	0	1
Georgia	*	60	0	0	0	3
at UT	*	88	0	0	0	3
Texas A&M	*	64	1	0	2	2
at USC	*	75	0	0	0	1
at MSU	*	71	1	0	2	3
LSU	*	66	0	0	0	2
Florida	*	69	1	0	2	3
Arkansas	*	87	0	0	0	2
at Ole Miss	*	87	1	0	2	4
at Alabama	*	74	0	0	0	2

Career Highs

Minutes Played

S: 88 at Tennessee (9/23)
C: 101 vs. Georgia (11/15/20)

Goals

S: 2 vs. UAB (9/2)
C: 2 (2x) vs. UAB (9/2/21)

Assists

S: 1 vs. AAMU (9/9)
C: 1 (3x) vs. AAMU (9/9/21)

Points

S: 4 vs. UAB (9/2)
C: 4 (2x) vs. UAB (9/2/21)

Career Stats						
Season	GP	G	A	Pts	Sh	GW
2019	19	4	1	9	27	2
2020	16	5	1	11	25	1
2021	17	6	1	13	42	2
Totals	52	15	3	33	94	5

15



Sydnie Thibodaux

5-5 | MF | Fr.
Montgomery, Texas

2021 Game-By-Game

Opp	GS	Min	G	A	Pts	Sh
at Samford	-	1	0	0	0	0
BYU	-	-	-	-	-	-
at Troy	-	-	-	-	-	-
UAB	-	4	0	0	0	0
UTC	-	-	-	-	-	-
AAMU	-	30	0	0	0	2
FSU	-	-	-	-	-	-
Georgia	-	-	-	-	-	-
at UT	-	7	0	0	0	0
Texas A&M	-	22	0	0	0	0
at USC	-	10	0	0	0	0
at MSU	-	7	0	0	0	0
LSU	-	20	0	0	0	0
Florida	-	19	0	0	0	1
Arkansas	-	7	0	0	0	0
at Ole Miss	-	32	0	0	0	0
at Alabama	-	13	0	0	0	0

Career Highs

Minutes Played

S: 32 at Ole Miss (10/24)
C: 32 at Ole Miss (10/24/21)

Goals

S: --
C: --

Assists

S: --
C: --

Points

S: --
C: --

Career Stats

Season	GP	G	A	Pts	Sh	GW
2021	12	0	0	0	3	0

16



Rocio Sanders

5-4 | F/MF | Sr.-2
Satellite Beach, Fla.

2021 Game-By-Game

Opp	GS	Min	G	A	Pts	Sh
at Samford	-	1	0	0	0	0
BYU	-	-	-	-	-	-
at Troy	-	-	-	-	-	-
UAB	-	4	0	0	0	0
UTC	-	7	0	0	0	0
AAMU	-	30	0	0	0	6
FSU	-	9	0	0	0	0
Georgia	-	-	-	-	-	-
at UT	-	-	-	-	-	-
Texas A&M	-	-	-	-	-	-
at USC	-	-	-	-	-	-
at MSU	-	-	-	-	-	-
LSU	-	-	-	-	-	-
Florida	-	-	-	-	-	-
Arkansas	-	-	-	-	-	-
at Ole Miss	-	-	-	-	-	-
at Alabama	-	15	0	0	0	0

Career Highs

Minutes Played

S: 30 vs. AAMU (9/9)
C: 68 at LSU (9/20/18)

Goals

S: --
C: 1 (4x) at Alabama (10/27/19)

Assists

S: --
C: 1 (6x) at Alabama (10/27/19)


Points

S: --
C: 3 (2x) at Alabama (10/27/19)

Career Stats

Season	GP	G	A	Pts	Sh	GW
2017	19	2	1	5	12	0
2018	20	2	3	7	25	0
2019	17	1	2	4	8	0
2020	8	0	0	0	1	0
2021	6	0	0	0	6	0
Totals	70	5	6	16	52	0

17



Maddy Bondon

5-4 | D | So.
Duluth, Ga.

2021 Game-By-Game

Opp	GS	Min	G	A	Pts	Sh
at Samford	-	-	-	-	-	-
BYU	-	-	-	-	-	-
at Troy	-	-	-	-	-	-
UAB	-	-	-	-	-	-
UTC	-	-	-	-	-	-
AAMU	-	25	0	0	0	0
FSU	-	-	-	-	-	-
Georgia	-	-	-	-	-	-
at UT	-	-	-	-	-	-
Texas A&M	-	-	-	-	-	-
at USC	-	-	-	-	-	-
at MSU	-	-	-	-	-	-
LSU	-	-	-	-	-	-
Florida	-	-	-	-	-	-
Arkansas	-	-	-	-	-	-
at Ole Miss	-	-	-	-	-	-
at Alabama	-	-	-	-	-	-

Career Highs

Minutes Played

S: 25 vs. AAMU (9/9)
C: 29 vs. Kennesaw (2/19/21)

Goals

S: --
C: --

Assists

S: --
C: --

Points

S: --
C: --

Career Stats

Season	GP	G	A	Pts	Sh	GW
2020	3	0	0	0	0	0
2021	1	0	0	0	0	0
Totals	4	0	0	0	0	0

18



Jaycie Silhan
5-11 | D | Fr.
Spring, Texas

2021 Game-By-Game

Opp	GS	Min	G	A	Pts	Sh
at Samford	-	-	-	-	-	-
BYU	-	8	0	0	0	0
at Troy	-	14	0	0	0	0
UAB	-	10	0	0	0	0
UTC	-	6	0	0	0	0
AAMU	-	27	0	0	0	0
FSU	-	2	0	0	0	0
Georgia	-	9	0	0	0	1
at UT	-	22	0	0	0	0
Texas A&M	-	-	-	-	-	-
at USC	-	4	0	0	0	0
at MSU	-	-	-	-	-	-
LSU	-	-	-	-	-	-
Florida	-	-	-	-	-	-
Arkansas	-	-	-	-	-	-
at Ole Miss	-	-	-	-	-	-
at Alabama	-	-	-	-	-	-

Career Highs

Minutes Played

S: 27 vs. AAMU (9/9)
C: 27 vs. AAMU (9/9/21)

Goals

S: --
C: --

Assists

S: --
C: --

Points

S: --
C: --

Career Stats						
Season	GP	G	A	Pts	Sh	GW
2021	9	0	0	0	1	0

19



Marissa Arias
5-4 | F/MF | R-So.
San Antonio, Texas

2021 Game-By-Game

Opp	GS	Min	G	A	Pts	Sh
at Samford	-	25	0	1	1	0
BYU	-	20	0	0	0	1
at Troy	-	22	0	0	0	1
UAB	-	44	0	0	0	2
UTC	-	32	0	0	0	2
AAMU	*	47	2	1	5	6
FSU	*	36	0	0	0	0
Georgia	-	28	1	0	2	1
at UT	*	62	1	0	2	1
Texas A&M	*	47	0	0	0	0
at USC	*	45	1	0	2	1
at MSU	*	62	0	0	0	1
LSU	*	49	1	0	2	1
Florida	*	47	1	0	2	3
Arkansas	*	67	0	0	0	1
at Ole Miss	*	42	0	0	0	1
at Alabama	*	58	0	0	0	2

Career Highs

Minutes Played

S: 67 vs. Arkansas (10/21)
C: 67 vs. Arkansas (10/21/21)

Goals

S: 2 vs. AAMU (9/9)
C: 2 vs. AAMU (9/9/21)

Assists


S: 1 (2x) vs. AAMU (9/9)
C: 1 (2x) vs. AAMU (9/9/21)

Points

S: 5 vs. AAMU (9/9)
C: 5 vs. AAMU (9/9/21)

Career Stats						
Season	GP	G	A	Pts	Sh	GW
2020	11	1	0	2	4	0
2021	17	7	2	16	24	3
Totals	28	8	2	18	28	3

20



Olivia Dedels
5-6 | MF | Sr.
Lawrenceville, Ga.

2021 Game-By-Game

Opp	GS	Min	G	A	Pts	Sh
at Samford	-	-	-	-	-	-
BYU	-	-	-	-	-	-
at Troy	-	1	0	0	0	0
UAB	-	11	0	0	0	0
UTC	-	25	0	0	0	0
AAMU	-	39	0	0	0	0
FSU	-	5	0	0	0	0
Georgia	-	-	-	-	-	-
at UT	-	-	-	-	-	-
Texas A&M	-	10	0	0	0	0
at USC	-	-	-	-	-	-
at MSU	-	-	-	-	-	-
LSU	-	-	-	-	-	-
Florida	-	8	0	0	0	0
Arkansas	-	-	-	-	-	-
at Ole Miss	-	-	-	-	-	-
at Alabama	-	-	-	-	-	-

Career Highs

Minutes Played

S: 39 vs. AAMU (9/9)
C: 106 at Alabama (10/27/19)

Goals

S: --
C: --

Assists

S: --
C: 1 at Kentucky (9/19/19)

Points

S: --
C: 1 at Kentucky (9/19/19)

Career Stats						
Season	GP	G	A	Pts	Sh	GW
2018	18	0	0	0	1	0
2019	19	0	1	1	3	0
2020	14	0	0	0	2	0
2021	7	0	0	0	0	0
Totals	58	0	1	1	6	0

22



M.E. Craven
6-2 | D | Sr.
Atlanta, Ga.

2021 Game-By-Game

Opp	GS	Min	G	A	Pts	Sh
at Samford	*	90	0	1	1	3
BYU	*	90	0	0	0	0
at Troy	*	90	1	0	2	1
UAB	*	80	0	0	0	2
UTC	*	90	0	0	0	3
AAMU	*	60	0	1	1	3
FSU	*	90	0	0	0	2
Georgia	*	90	0	0	0	0
at UT	*	101	0	0	0	0
Texas A&M	*	90	1	0	2	3
at USC	*	90	0	1	1	0
at MSU	*	90	0	0	0	0
LSU	*	93	0	0	0	0
Florida	*	87	0	0	0	2
Arkansas	*	90	0	0	0	0
at Ole Miss	*	110	0	0	0	1
at Alabama	*	90	0	0	0	0

Career Highs

Minutes Played

S: 110 at Ole Miss (10/24)
C: 110 (4x) at Ole Miss (10/24/21)

Goals

S: 1 (2x) vs. Texas A&M (9/26)
C: 1 (2x) vs. Texas A&M (9/26/21)

Assists

S: 1 (3x) at South Carolina (10/1)
C: 1 (4x) at South Carolina (10/1/21)

Points

S: 2 (2x) vs. Texas A&M (9/26)
C: 2 (2x) vs. Texas A&M (9/26/21)

Career Stats

Season	GP	G	A	Pts	Sh	GW
2018	7	0	0	0	2	0
2019	13	0	0	0	7	0
2020	17	0	1	1	12	0
2021	17	2	3	7	20	2
Totals	54	2	4	8	41	2

23



Olivia Candelino
5-5 | F | So.
Jacksonville, Fla.

2021 Game-By-Game

Opp	GS	Min	G	A	Pts	Sh
at Samford	*	74	0	0	0	1
BYU	*	71	0	0	0	1
at Troy	*	57	0	1	1	2
UAB	*	49	0	1	1	0
UTC	*	58	2	0	4	4
AAMU	*	53	0	0	0	5
FSU	*	48	0	0	0	2
Georgia	*	62	0	1	1	1
at UT	*	83	0	1	1	3
Texas A&M	*	54	0	0	0	0
at USC	*	65	0	0	0	0
at MSU	*	75	0	1	1	2
LSU	*	58	0	0	0	2
Florida	*	67	0	0	0	3
Arkansas	*	63	0	0	0	1
at Ole Miss	*	87	0	1	1	2
at Alabama	*	78	0	0	0	0

Career Highs

Minutes Played

S: 83 at Tennessee (9/23)
C: 83 at Tennessee (9/23/21)

Goals

S: 2 vs. Chattanooga (9/5)
C: 2 vs. Chattanooga (9/5/21)

Assists

S: 1 (6x) at Ole Miss (10/24)
C: 1 (7x) at Ole Miss (10/24/21)

Points

S: 4 vs. Chattanooga (9/5)
C: 4 vs. Chattanooga (9/5/21)

Career Stats

Season	GP	G	A	Pts	Sh	GW
2020	17	3	1	7	14	2
2021	17	2	6	10	29	0
Totals	34	5	7	17	43	2

24



Makenna Garcia
5-5 | GK | R-Fr.
Pflugerville, Texas

2021 Game-By-Game

Opp	GS	Min	GA	GAA	Sv	Sho
at Samford	-	-	-	-	-	-
BYU	-	-	-	-	-	-
at Troy	-	-	-	-	-	-
UAB	-	-	-	-	-	-
UTC	-	-	-	-	-	-
AAMU	-	-	-	-	-	-
FSU	-	-	-	-	-	-
Georgia	-	-	-	-	-	-
at UT	-	-	-	-	-	-
Texas A&M	-	-	-	-	-	-
at USC	-	-	-	-	-	-
at MSU	-	-	-	-	-	-
LSU	-	-	-	-	-	-
Florida	-	-	-	-	-	-
Arkansas	-	-	-	-	-	-
at Ole Miss	-	-	-	-	-	-
at Alabama	-	-	-	-	-	-

Career Highs

Minutes Played

S: --
C: --

Goals Allowed

S: --
C: --

Saves

S: --
C: --

Career Stats

Season	GP	Min	GA	GAA	Sv	Sho
2021	--	--	--	--	--	--

25



Micah Beasley

5-3 | MF | Fr.
Klein, Texas

2021 Game-By-Game

Opp	GS	Min	G	A	Pts	Sh
at Samford	-	-	-	-	-	-
BYU	-	-	-	-	-	-
at Troy	-	-	-	-	-	-
UAB	-	-	-	-	-	-
UTC	-	-	-	-	-	-
AAMU	-	-	-	-	-	-
FSU	-	-	-	-	-	-
Georgia	-	-	-	-	-	-
at UT	-	-	-	-	-	-
Texas A&M	-	-	-	-	-	-
at USC	-	-	-	-	-	-
at MSU	-	-	-	-	-	-
LSU	-	-	-	-	-	-
Florida	-	-	-	-	-	-
Arkansas	-	-	-	-	-	-
at Ole Miss	-	-	-	-	-	-
at Alabama	-	-	-	-	-	-

Career Highs

Minutes Played

S: --
C: --

Goals

S: --
C: --

Assists

S: --
C: --

Points

S: --
C: --

Career Stats

Season	GP	G	A	Pts	Sh	GW
2021	--	--	--	--	--	--

26



Grace Sklopan

5-3 | MF | Gr.
Alexandria, Va.

2021 Game-By-Game

Opp	GS	Min	G	A	Pts	Sh
at Samford	*	84	0	0	0	0
BYU	*	86	0	0	0	0
at Troy	*	64	0	0	0	1
UAB	*	74	0	1	1	0
UTC	*	78	0	0	0	1
AAMU	*	51	0	1	1	6
FSU	*	79	0	1	1	0
Georgia	*	78	0	0	0	0
at UT	*	44	0	0	0	0
Texas A&M	*	68	0	0	0	1
at USC	*	80	0	0	0	0
at MSU	*	75	0	0	0	1
LSU	*	77	0	0	0	2
Florida	*	71	0	0	0	1
Arkansas	*	63	0	0	0	0
at Ole Miss	*	85	0	0	0	0
at Alabama	*	77	0	0	0	0

Career Highs

Minutes Played

S: 86 vs. BYU (8/21)
C: 86 vs. BYU (8/21/21)

Goals

S: --
C: --

Assists

S: 1 (3x) vs. FSU (9/12)
C: 1 (3x) vs. FSU (9/12/21)

Points

S: 1 (3x) vs. FSU (9/12)
C: 1 (3x) vs. FSU (9/12/21)

Career Stats

Season	GP	G	A	Pts	Sh	GW
2018	21	0	0	0	7	0
2019	19	1	1	3	10	1
2020	17	0	0	0	4	0
2021	17	0	3	3	13	0
Totals	74	1	4	6	34	1

32



Maddie Simpson

5-7 | F | So.
Wausau, Wisc.

2021 Game-By-Game

Opp	GS	Min	G	A	Pts	Sh
at Samford	-	-	-	-	-	-
BYU	-	-	-	-	-	-
at Troy	-	30	0	0	0	0
UAB	-	31	0	1	1	1
UTC	-	20	0	0	0	1
AAMU	-	33	0	0	0	1
FSU	-	9	0	0	0	0
Georgia	-	-	-	-	-	-
at UT	-	14	0	0	0	0
Texas A&M	-	19	0	0	0	0
at USC	-	-	-	-	-	-
at MSU	-	1	0	0	0	0
LSU	-	30	0	0	0	3
Florida	-	39	0	0	0	4
Arkansas	-	25	0	0	0	0
at Ole Miss	-	55	0	0	0	2
at Alabama	-	10	0	0	0	1

Career Highs

Minutes Played

S: 55 at Ole Miss (10/24)
C: 70 at Arkansas (10/30/20)

Goals

S: --
C: 1 (2x) vs. Virginia Tech (4/17/21)

Assists

S: 1 vs. UAB (9/2)
C: 1 vs. UAB (9/2/21)

Points

S: 1 vs. UAB (9/2)
C: 2 (2x) vs. Virginia Tech (4/17/21)

Career Stats

Season	GP	G	A	Pts	Sh	GW
2020	17	2	0	4	10	0
2021	12	0	0	0	12	0
Totals	29	2	0	4	22	0

33



Katie Carrino
5-11 | GK | Fr.
Benedict, Md.

2021 Game-By-Game

Opp	GS	Min	GA	GAA	Sv	Sho
at Samford	-	-	-	-	-	-
BYU	-	-	-	-	-	-
at Troy	-	-	-	-	-	-
UAB	-	-	-	-	-	-
UTC	-	-	-	-	-	-
AAMU	-	-	-	-	-	-
FSU	-	-	-	-	-	-
Georgia	-	-	-	-	-	-
at UT	-	-	-	-	-	-
Texas A&M	-	-	-	-	-	-
at USC	-	-	-	-	-	-
at MSU	-	-	-	-	-	-
LSU	-	-	-	-	-	-
Florida	-	-	-	-	-	-
Arkansas	-	-	-	-	-	-
at Ole Miss	-	-	-	-	-	-
at Alabama	-	-	-	-	-	-

Career Highs

Minutes Played

S: --
C: --

Goals Allowed

S: --
C: --

Saves

S: --
C: --

Career Stats

Season	GP	Min	GA	GAA	Sv	Sho
2021	--	--	--	--	--	--

34



Layton Glisson
5-7 | F | Fr.
Dacula, Ga.

2021 Game-By-Game

Opp	GS	Min	G	A	Pts	Sh
at Samford	-	-	-	-	-	-
BYU	-	-	-	-	-	-
at Troy	-	-	-	-	-	-
UAB	-	7	0	0	0	0
UTC	-	3	0	0	0	1
AAMU	-	27	0	0	0	3
FSU	-	-	-	-	-	-
Georgia	-	10	0	0	0	0
at UT	-	-	-	-	-	-
Texas A&M	-	19	0	0	0	0
at USC	-	-	-	-	-	-
at MSU	-	15	0	0	0	0
LSU	-	17	0	0	0	1
Florida	-	11	0	0	0	0
Arkansas	-	7	0	0	0	0
at Ole Miss	-	15	0	0	0	0
at Alabama	-	-	-	-	-	-

Career Highs

Minutes Played

S: 27 vs. AAMU (9/9)
C: 27 vs. AAMU (9/9/21)

Goals

S: --
C: --

Assists

S: --
C: --

Points

S: --
C: --

Career Stats

Season	GP	G	A	Pts	Sh	GW
2021	10	0	0	0	5	0

TEAM MATCH-BY-MATCH

Teams	G	A	Pts	Shot	SOG	CK	Fo	GA	Sv
Auburn	2	2	6	11	7	7	8	1	4
at Samford	1	1	3	7	5	4	13	2	5
Auburn	2	3	7	15	6	7	4	1	4
vs. BYU	1	1	3	18	5	7	10	2	4
Auburn	2	3	7	14	7	6	7	1	1
at Troy	1	1	3	5	2	2	9	2	5
Auburn	4	6	14	15	5	5	15	1	4
vs. UAB	1	1	3	12	5	3	11	4	1
Auburn	3	3	9	24	9	13	6	0	0
vs. Chattanooga	0	0	0	0	0	1	9	3	6
Auburn	5	8	18	49	18	12	2	0	0
vs. Alabama A&M	0	0	0	0	0	0	2	5	13
Auburn	1	1	3	8	3	4	10	2	2
vs. Florida State	2	3	7	13	4	2	13	1	2
Auburn	3	3	9	17	6	6	5	0	4
vs. Georgia	0	0	0	15	4	1	9	3	3
Auburn	1	1	3	14	6	1	7	2	6
at Tennessee	2	3	7	19	8	8	11	1	5
Auburn	3	0	6	11	5	5	10	0	0
vs. Texas A&M	0	0	0	6	0	3	13	3	2
Auburn	2	2	6	6	3	3	6	3	2
at South Carolina	3	3	9	9	5	9	11	2	1
Auburn	1	2	4	9	2	4	10	0	4
at Mississippi State	0	0	0	7	4	3	10	1	1
Auburn	1	1	3	20	7	7	7	0	1
vs. LSU	0	0	0	9	1	1	11	1	6
Auburn	2	3	7	25	11	8	8	0	1
vs. Florida	0	0	0	2	1	1	9	2	9
Auburn	0	0	0	6	3	3	8	2	5
vs. Arkansas	2	2	6	16	7	7	10	0	3
Auburn	2	1	5	15	9	2	8	2	5
at Ole Miss	2	2	6	15	7	3	16	2	7
Auburn	0	0	0	16	4	2	9	1	5
at Alabama	1	1	3	14	6	5	9	0	4

GOAL TRACKER

No.	Scorer (No.)	Opp. (Result)	Time
1	Malonson (1)	Samford (W, 2-1)	37:35
2	Haddock (1)	Samford (W, 2-1)	69:04
3	Haddock (2)	BYU (W, 2-1)	41:03
4	Haddock (3)	BYU (W, 2-1)	67:35
5	Waesch (1)	Troy (W, 2-1)	23:41
6	Craven (1)	Troy (W, 2-1)	31:14
7	Bechard (1)	UAB (W, 4-1)	39:07
8	Richards (1)	UAB (W, 4-1)	46:01
9	Richards (2)	UAB (W, 4-1)	56:47
10	Bechard (2)	UAB (W, 4-1)	68:42
11	Haddock (4)	UTC (W, 3-0)	45:32
12	Candelino (1)	UTC (W, 3-0)	81:08
13	Candelino (2)	UTC (W, 3-0)	81:50
14	Arias (1)	AAMU (W, 5-0)	8:56
15	Thatcher (1)	AAMU (W, 5-0)	32:01
16	Thatcher (2)	AAMU (W, 5-0)	32:31
17	Arias (2)	AAMU (W, 5-0)	45:25
18	Thatcher (3)	AAMU (W, 5-0)	63:51
19	Haddock (5)	FSU (L, 1-2)	54:13
20	Haddock (6)	UGA (W, 3-0)	9:53
21	Haddock (7)	UGA (W, 3-0)	49:50
22	Arias (3)	UGA (W, 3-0)	69:44
23	Arias (4)	UT (L, 1-2)	69:07
24	Craven (2)	TAMU (W, 3-0)	19:50
25	Richards (3)	TAMU (W, 3-0)	31:57
26	Haddock (8)	TAMU (W, 3-0)	75:17
27	Malonson (2)	USC (L, 2-3)	54:10
28	Arias (5)	USC (L, 2-3)	84:03
29	Richards (4)	MSU (W, 1-0)	84:03
30	Arias (6)	LSU (W, 1-0)	92:27
31	Arias (7)	Florida (W, 2-0)	51:38
32	Richards (5)	Florida (W, 2-0)	71:11
33	Haddock (9)	Ole Miss (T, 2-2)	37:24
34	Richards (6)	Ole Miss (T, 2-2)	46:49

SCORING SUMMARY

Left-footed	10
Right-footed	16
Header	7
Off corner	4
Free kick	3
Penalty	2
Volley	3
Chip	3
Inside the box	25
Outside the box	9
Home	24
Road	10
Neutral	0
Between 1st-5th minute	0
Between 6th-15th minute	2
Between 16th-25th minute	2
Between 26th-35th minute	4
Between 36th-45th minute	4
Between 46th-50th minute	4
Between 51st-60th minute	4
Between 61st-70th minute	6
Between 71st-80th minute	2
Between 81st-90th minute	4
After 90th minute	1



2021-22 Auburn Women's Soccer
Combined Statistics
All games

Page 1/1
as of Oct 29, 2021

Date	Opponent		Score	Att.
08/19/2021	at Samford	W	2-1	310
08/21/2021	BYU	W	2-1	928
08/26/2021	at Troy	W	2-1	323
09/02/2021	UAB	W	4-1	452
09/05/2021	Chattanooga	W	3-0	412
09/09/2021	Alabama A&M	W	5-0	229
09/12/2021	Florida St.	L	1-2	1043
* 09/17/2021	Georgia	W	3-0	1500
* 09/23/2021	at Tennessee	Lot2	1-2	830
* 09/26/2021	Texas A&M	W	3-0	565
* 10/01/2021	at South Carolina	L	2-3	2004
* 10/07/2021	at Mississippi St.	W	1-0	432
* 10/10/2021	LSU	Wot1	1-0	592
* 10/17/2021	Florida	W	2-0	484
* 10/21/2021	Arkansas	L	0-2	587
* 10/24/2021	at Ole Miss	Tot2	2-2	938
* 10/28/2021	at Alabama	L	0-1	398

Record	Overall	Home	Away	Neutral
All Games	11-5-1	8-2-0	3-3-1	0-0-0
Conference	5-4-1	4-1-0	1-3-1	0-0-0
Non-Conference	6-1-0	4-1-0	2-0-0	0-0-0

#	Player	GP	G	A	PTS	SH	SH%	SOG	SOG%	GWG	PK-ATT
4	Haddock, Anna	17	9	7	25	54	.167	24	.444	4	1-1
19	Arias, Marissa	17	7	2	16	24	.292	13	.542	3	0-0
14	Richards, Sydney	17	6	1	13	42	.143	17	.405	2	1-1
23	Candelino, Olivia	17	2	6	10	29	.069	13	.448	0	0-0
7	Thatcher, Carly	15	3	2	8	13	.231	7	.538	0	0-0
3	Malonson, Alyssa	17	2	4	8	12	.167	5	.417	0	0-0
22	Craven, M.E.	17	2	3	7	20	.100	10	.500	2	0-0
13	Bechard, Kylie	13	2	2	6	11	.182	4	.364	0	0-0
8	Mooney, Mallory	17	0	4	4	6	.000	0	.000	0	0-0
26	Sklopan, Grace	17	0	3	3	13	.000	0	.000	0	0-0
9	Waesch, Hannah	17	1	0	2	10	.100	4	.400	0	0-0
0	Moore, Madeline	8	0	2	2	0	.000	0	.000	0	0-0
32	Simpson, Maddie	13	0	1	1	13	.000	7	.538	0	0-0
1	Whitaker, Hailey	17	0	1	1	12	.000	4	.333	0	0-0
2	Petcosky, Riley	14	0	1	1	1	.000	0	.000	0	0-0
16	Sanders, Rocio	6	0	0	0	6	.000	2	.333	0	0-0
34	Glisson, Layton	10	0	0	0	5	.000	1	.200	0	0-0
15	Thibodaux, Sydnie	12	0	0	0	3	.000	0	.000	0	0-0
18	Silhan, Jaycie	9	0	0	0	1	.000	0	.000	0	0-0
17	Bondon, Maddy	1	0	0	0	0	.000	0	.000	0	0-0
11	Knox, LJ	6	0	0	0	0	.000	0	.000	0	0-0
00	Prohaska, Maddie	17	0	0	0	0	.000	0	.000	0	0-0
20	Dedels, Olivia	7	0	0	0	0	.000	0	.000	0	0-0
Total		17	34	39	107	275	.124	111	.404	-	2-2
Opponents		17	16	18	50	167	.096	64	.383	-	0-0

Team statistics

	AUB	OPP
SHOT STATISTICS		
Goals-Shot attempts	34-275	16-167
Goals scored per game	2	0.94
Shot pct.	.124	.096
Shots on goal-Attempts	111-275	64-167
SOG pct.	.404	.383
Shots/Game	16.2	9.8
Assists	39	18
GOAL BREAKDOWN		
Total Goals	34	16
Penalty	2	0
Unassisted	-	-
Overtime	1	1
Goals scored average	2	0.94
CORNER KICKS		
Goals off corners	-	-
PENALTY KICKS		
	2-2	0-0
OFFSIDES		
	26	34
PENALTIES		
Fouls	136	170
Yellow cards	7	14
Red cards	0	0
ATTENDANCE		
Total	6792	5235
Dates/Avg Per Date	10/679	7/748
Neutral Site #/Avg	0/0	-

#	Goalie	GP	MIN.	GA	GA AVG	SAVES	PCT	W-L-T	SHO/CBO
00	Prohaska, Maddie	17	1562:38	16	0.92	46	.742	11-5-1	7/0
TM	TEAM	-	00:00	0	0.00	2	1.000	0-0-0	0/0
Total		17	1562:38	16	0.92	48	.750	11-5-1	7
Opponents		17	1562:38	34	1.96	77	.694	5-11-1	2

Goals by Periods

Team	1st	2nd	OT1	OT2	TOTAL
AUB	12	21	1	0	34
Opponents	8	7	0	1	16

Shots by Periods

Team	1st	2nd	OT1	OT2	TOTAL
AUB	135	134	3	3	275
Opponents	81	78	4	4	167

Saves by Periods

Team	1st	2nd	OT1	OT2	TOTAL
AUB	24	20	1	3	48
Opponents	40	35	1	1	77

Corners by Periods

Team	1st	2nd	OT1	OT2	TOTAL
AUB	41	53	1	0	95
Opponents	31	29	0	0	60

Fouls by Periods

Team	1st	2nd	OT1	OT2	TOTAL
AUB	55	79	2	0	136
Opponents	91	76	2	1	170



2021-22 Auburn Women's Soccer
Combined Statistics
In Conference games

Date	Opponent		Score	Att.
* 09/17/2021	Georgia	W	3-0	1500
* 09/23/2021	at Tennessee	Lot2	1-2	830
* 09/26/2021	Texas A&M	W	3-0	565
* 10/01/2021	at South Carolina	L	2-3	2004
* 10/07/2021	at Mississippi St.	W	1-0	432
* 10/10/2021	LSU	Wot1	1-0	592
* 10/17/2021	Florida	W	2-0	484
* 10/21/2021	Arkansas	L	0-2	587
* 10/24/2021	at Ole Miss	Tot2	2-2	938
* 10/28/2021	at Alabama	L	0-1	398

Record	Overall	Home	Away	Neutral
All Games	5-4-1	4-1-0	1-3-1	0-0-0
Conference	5-4-1	4-1-0	1-3-1	0-0-0
Non-Conference	0-0-0	0-0-0	0-0-0	0-0-0

Team statistics

	AUB	OPP
SHOT STATISTICS		
Goals-Shot attempts	15-139	10-112
Goals scored per game	1.5	1
Shot pct.	.108	.089
Shots on goal-Attempts	56-139	43-112
SOG pct.	.403	.384
Shots/Game	13.9	11.2
Assists	13	11
GOAL BREAKDOWN		
Total Goals	15	10
Penalty	2	0
Unassisted	-	-
Overtime	1	1
Goals scored average	1.5	1
CORNER KICKS		
Total	41	41
Goals off corners	-	-
PENALTY KICKS		
Total	2-2	0-0
OFFSIDES		
Total	14	25
PENALTIES		
Fouls	78	109
Yellow cards	4	8
Red cards	0	0
ATTENDANCE		
Total	3728	4602
Dates/Avg Per Date	5/746	5/920
Neutral Site #/Avg	0/0	-

#	Player	GP	G	A	PTS	SH	SH%	SOG	SOG%	GWG	PK-ATT
4	Haddock, Anna	10	4	4	12	29	.138	11	.379	1	1-1
19	Arias, Marissa	10	5	0	10	12	.417	7	.583	2	0-0
14	Richards, Sydney	10	4	0	8	25	.160	13	.520	1	1-1
23	Candelino, Olivia	10	0	4	4	14	.000	7	.500	0	0-0
22	Craven, M.E.	10	1	1	3	6	.167	3	.500	1	0-0
3	Malonson, Alyssa	10	1	1	3	5	.200	2	.400	0	0-0
8	Mooney, Mallory	10	0	2	2	5	.000	0	.000	0	0-0
7	Thatcher, Carly	10	0	1	1	9	.000	4	.444	0	0-0
32	Simpson, Maddie	8	0	0	0	10	.000	5	.500	0	0-0
13	Bechard, Kylie	6	0	0	0	6	.000	1	.167	0	0-0
9	Waesch, Hannah	10	0	0	0	6	.000	2	.333	0	0-0
26	Sklopan, Grace	10	0	0	0	5	.000	0	.000	0	0-0
1	Whitaker, Hailey	10	0	0	0	4	.000	1	.250	0	0-0
34	Glisson, Layton	7	0	0	0	1	.000	0	.000	0	0-0
15	Thibodaux, Sydnie	9	0	0	0	1	.000	0	.000	0	0-0
18	Silhan, Jaycie	3	0	0	0	1	.000	0	.000	0	0-0
2	Petcosky, Riley	8	0	0	0	0	.000	0	.000	0	0-0
20	Deldeis, Olivia	2	0	0	0	0	.000	0	.000	0	0-0
11	Knox, LJ	6	0	0	0	0	.000	0	.000	0	0-0
0	Moore, Madeline	1	0	0	0	0	.000	0	.000	0	0-0
16	Sanders, Rocio	1	0	0	0	0	.000	0	.000	0	0-0
00	Prohaska, Maddie	10	0	0	0	0	.000	0	.000	0	0-0
Total		10	15	13	43	139	.108	56	.403	-	2-2
Opponents		10	10	11	31	112	.089	43	.384	-	0-0

#	Goalie	GP	MIN.	GA	GA AVG	SAVES	PCT	W-L-T	SHO/CBO
00	Prohaska, Maddie	10	932:38	10	0.97	32	.762	5-4-1	5/0
TM	TEAM	-	00:00	0	0.00	1	1.000	0-0-0	0/0
Total		10	932:38	10	0.97	33	.767	5-4-1	5
Opponents		10	932:38	15	1.45	41	.732	4-5-1	2

Goals by Periods

Team	1st	2nd	OT1	OT2	TOTAL
AUB	4	10	1	0	15
Opponents	4	5	0	1	10

Shots by Periods

Team	1st	2nd	OT1	OT2	TOTAL
AUB	62	71	3	3	139
Opponents	49	55	4	4	112

Saves by Periods

Team	1st	2nd	OT1	OT2	TOTAL
AUB	14	15	1	3	33
Opponents	19	20	1	1	41

Corners by Periods

Team	1st	2nd	OT1	OT2	TOTAL
AUB	20	20	1	0	41
Opponents	21	20	0	0	41

Fouls by Periods

Team	1st	2nd	OT1	OT2	TOTAL
AUB	36	40	2	0	78
Opponents	64	42	2	1	109

TV/RADIO SPOT CHART



0
AUBURN
Madeline
MOORE
D » So.




00
AUBURN
Maddie
PROHASKA
GK » So.



1
AUBURN
Hailey
WHITAKER
MF/F » Sr.




2
AUBURN
Riley
PETCOSKY
D/MF » Jr.



3
AUBURN
Alyssa
MALONSON
D/MF » Sr.-2




4
AUBURN
Anna
HADDOCK
MF » So.




5
AUBURN
Brooke
BERDAN
D/MF » Jr.



6
AUBURN
Jolie
BALTZEGAR
MF/D » So.



7
AUBURN
Carly
THATCHER
MF » Fr.



8
AUBURN
Mallory
MOONEY
MF/F » So.



9
AUBURN
Hannah
WAESCH
MF » So.



10
AUBURN
Sammie
BROWN
MF » So.



11
AUBURN
LJ
KNOX
D » Fr.



12
AUBURN
Haley
DUCA
MF » Fr.



13
AUBURN
Kylie
BECHARD
F/MF » R-So.



14
AUBURN
Sydney
RICHARDS
F/MF » Jr.



15
AUBURN
Sydnie
THIBODAUX
MF » Fr.



16
AUBURN
Rocio
SANDERS
F/MF » Sr.-2



17
AUBURN
Maddy
BONDON
MF/D » So.



18
AUBURN
Jaycie
SILHAN
D » Fr.



19
AUBURN
Marissa
ARIAS
F/MF » R-So.



20
AUBURN
Olivia
DEVELS
MF » Sr.



21
AUBURN
Sabrina
MCNEILL
F/MF » Gr.



22
AUBURN
M.E.
CRAVEN
D » Sr.



23
AUBURN
Olivia
CANDELINO
F » So.



24
AUBURN
Makenna
GARCIA
GK » R-Fr.



25
AUBURN
Micah
BEASLEY
MF » Fr.



26
AUBURN
Grace
SKLOPAN
MF » Gr.



32
AUBURN
Maddie
SIMPSON
F » So.




33
AUBURN
Katie
CARRINO
GK » Fr.



34
AUBURN
Layton
GLISSON
F » Fr.



HC
Karen
HOPPA
23rd season



AC
Ben
MADSEN
10th season



AC
Nick
FLOHRE
3rd season



DO
Amy
REIF
4th season