



2019 TEXAS A&M FOOTBALL

GAME 4 | No. 8 AUBURN | SATURDAY, SEPT. 21, 2019

GAME TIME: 2:30 p.m. CT | SITE: Kyle Field | TV: CBS



TWITTER: @AGGIEFOOTBALL // INSTAGRAM: @AGGIEFOOTBALL // FACEBOOK: /AGGIEFOOTBALL // #GIGEM

2019 SCHEDULE

AUG 29	TEXAS STATE W, 41-7 7:30 p.m. SEC Network Kyle Field, College Station, Texas
SEP 7	at No. 1 CLEMSON L, 10-24 2:30 p.m. ABC Memorial Stadium, Clemson, S.C.
SEP 14	LAMAR W, 62-3 6:00 p.m. ESPNU Kyle Field, College Station, Texas
SEP 21	No. 8 AUBURN 2:30 p.m. CBS Kyle Field, College Station, Texas
SEP 28	vs. ARKANSAS TBD TBD AT&T Stadium, Arlington, Texas
OCT 12	ALABAMA TBD TBD Kyle Field, College Station, Texas
OCT 19	at OLE MISS TBD TBD Vaught-Hemingway Stadium, Oxford, Miss.
OCT 26	MISSISSIPPI STATE TBD TBD Kyle Field, College Station, Texas
NOV 2	UTSA TBD TBD Kyle Field, College Station, Texas
NOV 16	SOUTH CAROLINA TBD TBD Kyle Field, College Station, Texas
NOV 23	at GEORGIA TBD TBD Sanford Stadium, Athens, Ga.
NOV 30	at LSU TBD TBD Tiger Stadium, Baton Rouge, La.



AUBURN TIGERS

2019 TEAM RECORD: 3-0

2019 CONFERENCE RECORD: 0-0 (SEC)

RANKING: AP: 8 / Coaches: 9

LAST GAME: Sept. 14
#8 Auburn 55, Kent State 16

HEAD COACH: Gus Malzahn (Henderson St. '90)

Overall Record.....65-30 (8th Season)
 at Auburn56-27 (7th Season)
 vs. Texas A&M4-2



TEXAS A&M AGGIES

2019 TEAM RECORD: 2-1

2019 CONFERENCE RECORD: 0-0 (SEC)

RANKING: AP: 17 / Coaches: 15

LAST GAME: Sept. 14
#16 Texas A&M 62, Lamar 3

HEAD COACH: Jimbo Fisher (Salem Univ. '90)

Overall Record.....94-28 (10th Season)
 at Texas A&M11-5 (2nd Season)
 vs. Auburn1-1

WHAT TO WATCH FOR #AUBVSTAMU:

- The Aggies and Tigers meet for the 10th time on Saturday, as A&M aims to keep the series lead in its favor with a 5-4 edge entering the afternoon matchup.
- Auburn is the second AP top 10 team the Aggies have seen through four games this season ... They are slated to take on three more AP top 10 teams this year.
- A&M has come out victorious in four of its last five conference openers, including 29-16 win at Auburn in 2016.
- Junior WR Jhamon Ausbon needs two catches to become the 18th player in school history to reach 100 career receptions.
- Junior QB Kellen Mond (16-8) cracked the list of top 10 winningest starting QBs at A&M with the victory over Lamar ... His next win will tie him for ninth all-time with Mark Ferris.
- Mond needs three passing TDs to become the eighth Aggie to reach 40 passing scores.
- Freshman RB Isaiah Spiller has recorded two 100-yard rushing games in his first three games as an Aggie ... He ran for 116 yards and scored two touchdowns against Lamar.
- Sophomore PK Seth Small has made a field goal in 10 consecutive games.
- Texas A&M has scored double-digit points in 43 straight games.

QUICK HITS

- Junior QB Kellen Mond recorded the fourth 300-yard passing game of his career with 317 against Lamar ... He went 20-for-28 good for a career-best 71.4 completion percentage.
- Mond became the ninth Aggie QB to reach the 5,000-yard mark in career passing yards, upping his total to 5,229.
- Mond has now passed and rushed for a touchdown in the same game 10 times in his career, more than any other SEC starting quarterback at their current institution.
- Junior DB Debione Renfro led the defense in his first game of the year with five tackles, including a career-best 2.0 TFL.
- Junior WR/PR Roshauud Paul became the 10th Aggie to log over 100 yards on punt returns, the first since Christian Kirk in 2016, as he tallied 107 on four returns against Lamar.
- Junior QB Kellen Mond is one of two returning FBS QBs to have 3,000+ passing and 400+ rushing yards in 2018 ... Texas' Sam Ehlinger also did so last season.
- On Aug. 20, junior linebacker Braden White was named the 12th Man, succeeding Cullen Gillaspia, who held the prestigious honor for the last three seasons.
- Texas A&M is in its 125th season in program history, a milestone that will be honored and celebrated throughout the year.

2019 SCHEDULE BREAKDOWN

	TEXAS STATE Thursday, Aug. 29 7:30 p.m. Kyle Field, College Station, Texas W, 41-7 TV: SEC Network	A&M moved to 3-0 against the Bobcats, holding them to just 8 yards rushing while countering with 478 yards of total offense ... Five different players scored a TD ... J. Corbin and I. Spiller each ran for 100+ yds ... A&M defense had four INTs in the game.
	at No. 1 Clemson Saturday, Sept. 7 2:30 p.m. Memorial Stadium, Clemson, S.C. L, 10-24 TV: ABC	The series with Clemson evened to three wins apiece ... Underclassmen D. Richardson and T. Johnson led the A&M defense with career highs in tackles ... A&M again dominated the fourth quarter against the Tigers, but the damage was done in the second.
	LAMAR Saturday, Sept. 14 6:00 p.m. Kyle Field, College Station, Texas W, 62-3 TV: ESPNU	The Aggies rolled to 633 total yards, while limiting Lamar to 197, including just 75 via the air ... Seven different players scored TDs, five by rush and three by pass ... I. Spiller logs 2nd 100-yard rushing game ... J. Ausbon tallies first 100-yard receiving game since 2017 bowl game.
	AUBURN Saturday, Sept. 21 2:30 p.m. Kyle Field, College Station, Texas TV: CBS	Series record: Texas A&M leads 5-4
	vs. Arkansas Saturday, Sept. 28 TBA AT&T Stadium, Arlington, Texas TV: TBA	Series record: Arkansas leads 31-41-3
	ALABAMA Saturday, Oct. 12 TBA Kyle Field, College Station, Texas TV: TBA	Series record: Alabama leads 9-2
	at Ole Miss Saturday, Oct. 19 TBA Vaught-Hemingway Stadium, Oxford, Miss. TV: TBA	Series record: Texas A&M leads 8-3
	MISSISSIPPI STATE Saturday, Oct. 26 TBA Kyle Field, College Station, Texas TV: TBA	Series record: Mississippi State leads 7-5
	UTSA Saturday, Nov. 2 TBA Kyle Field, College Station, Texas TV: TBA	Series record: Texas A&M leads 1-0
	SOUTH CAROLINA Saturday, Nov. 16 TBA Kyle Field, College Station, Texas TV: TBA	Series record: Texas A&M leads 5-0
	at Georgia Saturday, Nov. 23 TBA Sanford Stadium, Athens, Ga. TV: TBA	Series record: Texas A&M leads 3-2
	at LSU Saturday, Nov. 30 TBA Tiger Stadium, Baton Rouge, La. TV: TBA	Series record: LSU leads 33-21-3



SETTING THE SCENE:

AUBURN AT TEXAS A&M
KICKOFF: 2:30 p.m. CT

SITE: Kyle Field, College Station, Texas
(capacity: 102,733)

RANKINGS:

Texas A&M: No. 17 (AP) | No. 15 (Coaches)
Auburn: No. 8 (AP) | No. 9 (Coaches)

TELEVISION:

CBS (National)
Carter Blackburn, play-by-play
Rick Neuheisel, analyst
Aaron Murray, analyst
John Schriffen, sideline

RADIO:

Sirius: 133 **XM:**190 **Internet:** 961

Texas A&M Radio Network (Regional)
The Texas A&M Radio Network provides coverage via nearly 60 stations across the state of Texas. For a complete list of affiliates, please go to 12thMan.com.

Andrew Monaco, play-by-play
Dave Elmendorf, analyst
Will Johnson, sideline

Texas A&M Spanish Network (Regional)
Texas A&M's Spanish broadcast can be heard on radio stations in Dallas, San Antonio, Houston, El Paso, Brownsville and McAllen, Texas. Locally, the TAMU Spanish Network can be heard on 1550 AM.

Pedro Vela Almaguer, play-by-play
Noel Orellana, analyst

SERIES vs. AUBURN:

Texas A&M leads 5-4

11/3/2018	Auburn	L, 24-28
11/4/2017	College Station	L, 27-42
9/17/2016	Auburn	W, 29-16
11/7/2015	College Station	L, 10-26
11/8/2014	Auburn	W, 41-38
10/19/2013	College Station	L, 41-45
10/27/2012	Auburn	W, 63-21
1/1/1986	Dallas (Cotton Bowl)	W, 36-16
1911	Dallas	W, 16-0

TEXAS A&M-AUBURN CONNECTIONS

- Texas A&M head coach Jimbo Fisher served as the quarterbacks coach at Auburn from 1993-98, coaching current A&M wide receivers coach Dameyune Craig and Patrick Nix, the father of current Auburn starting quarterback Bo Nix.
- Coach Fisher is 1-1 all-time against the Tigers as a head coach ... His lone victory was a big one as the Fisher-led Florida State team topped Auburn, 34-31, in the 2013 BCS National Championship game.
- Coach Craig remains as one of the top quarterbacks in Auburn history, ranking among the top five in a number of categories in the Tigers' all-time record book.
- The Aggies' current defensive ends coach Terry Price served as the defensive line coach at Auburn from 1999-08.

EARLY-SEASON TRENDS

- Texas A&M has allowed just 251 rushing yards through three games (3.3 yard per carry). The Aggies rank No. 21 in rushing defense nationally (No. 3 in the SEC), allowing 83.7 rushing yards per contest.
- The Aggies' defense has given up just one rush over 20 yards through three games: a 56-yard burst by Lamar's Myles Wanza.
- Texas A&M still hasn't allowed an opponent score in the first quarter and has out-scored its first three foes 27-0 in the first stanza.
- Continuing a theme started last season, the Aggies have had at least a 32:36 time of possession in every game this season and are averaging 34:14 in TOP per game. Last year the Aggies ranked No. 3 nationally while averaging 34:27 in TOP per game.
- The Aggies have lost the coin toss in all three games in 2019, and in 11 of 16 games in the Jimbo Fisher era.
- Texas A&M owns nearly a 15-yard advantage in average starting field position: 36.5 to 21.7.
- The Aggies have lost six turnovers in 2019 (two in each game), but have allowed just three points after those turnovers.

HIGH SCORING AFFAIR

- Texas A&M saw seven different players score a touchdown in the lopsided, 62-3, victory over Lamar.
- Jacob Kibodi, Isaiah Spiller, Kellen Mond, Jhamon Ausbon, Jalen Wydermyer, Ainius Smith and Cordarrion Richardson saw the end zone for the Aggies ... Of those seven, four players finished with at least one rushing TD (Kibodi, Spiller, Mond and Richardson).
- The last time four Aggies rushed for a touchdown in the same game was Oct. 5, 1996 when A&M topped Louisiana Tech, 63-13 ... Eric Bernard (2), D'Andre Hardeman (3), Albert Connell (1) and Dante Hall (1) were the scoring ball carriers for the Aggies.
- The 59-point margin of victory for A&M was the largest since beating Prairie View A&M 67-0 on Sept. 10, 2016 ... The Prairie View game was also the last time the Aggies have scored 60-plus points in a game.

MOND CLIMBS RANKS AGAINST LAMAR

- Junior QB Kellen Mond recorded the fourth 300-yard passing game of his career with 317 against Lamar ... Only four Aggies in program history have tallied more 300-yard games.
- Mond went 20-for-28 against Lamar, good for a career-best 71.4 completion percentage.
- Mond became the ninth Aggie to surpass the 5,000 career passing yards mark ... He upped his career total to 5,229 after a 317-yard night against the Cardinals ... He passed Mark Farris (4,949 - 1999-2002) in the game.

- Mond also became the seventh Aggie to tally over 6,000 yards of total offense in their career, finishing the game with 6,094 yards to date ... He passed Ryan Tannehill (5,819 - 2008-11).
- With the victory, Mond became one of the top 10 winningest quarterbacks in A&M history with a 16-8 career record, tying him for 10th with Reggie McNeal.

SPILLER IMPRESSES EARLY

- Freshman RB Isaiah Spiller has had an impactful start to his collegiate debut, notching a pair of 100-yard rushing games and a multi-touchdown game through the team's first three outings.
- Spiller finished the Lamar game with a career-high 116 rushing yards, out-doing his 106-yard performance against Texas State ... He is the only Aggie true freshman to have two 100-yard rushing performances in the first three games of the season ... Redshirt freshman Greg Hill reached the 100-yard mark in each of the first two games of the '91 campaign.
- Spiller became the first freshman running back with multiple rushing touchdowns in a game since Trayveon Williams on Sept. 24, 2016 against Arkansas.
- His 85-yard breakaway in the season opener marked the longest run by a freshman in their debut and tied for the 10th longest rush in a game all-time at A&M, fourth longest by a freshman.

TOUGH SCHEDULE

- Texas A&M faces one of the most challenging schedules in the nation in 2019, including five opponents that are currently ranked in the AP top 10.
- The Aggies have already travelled to top-ranked and defending national champion Clemson in Week 2, and will take on No. 8 Auburn and No. 2 Alabama at home in weeks 4 and 7, respectfully ... They close out the year at No. 3 Georgia and No. 4 LSU.
- A&M, along with SEC foe South Carolina, are the first schools to see preseason AP Nos. 1-3 on their schedule since Missouri in 1975.
- Entering the season, only three schools in the history of college football have been slated to face the top three teams in the country heading into the season (Northwestern '68, Minnesota '72, Missouri '75), and only Missouri has earned a victory in that scenario.
- The Aggies have a history of putting together a challenging slate as they have had one of the 10 toughest schedules in the country by season's end seven times since 2002.
- The 2018 season marked the fourth time since 2002 that A&M has played the toughest schedule in the country.

BIGGEST GOONS EVER

- Known as the Maroon Goons since 2012, the Aggies' 2019 starting offensive line collectively tip the scales at 1,591 pounds, or 318.2 pounds per goon. They are the heaviest starting five in school history, just ahead of last year's group that weighed 318.0 per player.

SEC ERA MAROON GOONS

2019	*318.2
2018	313.0
2017	310.0
2016	311.0
2015	308.0
2014	312.0
2013	305.2
2012	308.4

*Heaviest starting five in school history

STARTING GOONS BY WEIGHT

OG	Kenyon Green	330
LT	Dan Moore Jr.	325
OG	Jared Hocker	323
RT	Carson Green	315
C	Colton Prater	298
Combined weight		1,591

PRESEASON HONORS

P BRADEN MANN

Associated Press Preseason All-American
 ESPN Preseason All-American
 Sporting News Preseason All-American
 Preseason Coaches All-SEC First Team
 Ray Guy Award Watch List

QB KELLEN MOND

Earl Campbell Tyler Rose Award Watch List
 Walter Camp Player of the Year Watch List
 Preseason Coaches All-SEC Third Team
 O'Brien Award Watch List
 Maxwell Award Watch List
 Manning Award Watch List

DL JUSTIN MADUBUIKE

Preseason Coaches All-SEC First Team
 Nagurski Trophy Watch List
 Outland Trophy Watch List
 Bednarik Award Watch List

RB JASHAUN CORBIN

Preseason Coaches All-SEC Second Team (RS)
 Preseason Coaches All-SEC Third Team (AP)
 Doak Walker Award Watch List

LB ANTHONY HINES

Polynesia College Football Player of the Year
 Watch List

K SETH SMALL

Lou Groza Collegiate Place-Kicker Award
 Watch List

OL RYAN MCCOLLUM

Rimington Trophy Watch List

JIMBO FISHER

Bobby Dodd Coach of the Year Watch List

FRESH FACES

- In the season opener against Texas State, 17 Aggies made their collegiate debut ... A&M saw nine true freshmen, three redshirt freshmen and a pair of transfers hit the field.
- RG Kenyon Green, WR Caleb Chapman, LB Anthony Hines III, S Demani Richardson, DT Bobby Brown III and DE Tyree Johnson all joined the starting lineup for the first time in their career against the Bobcats.
- A&M has the second fewest seniors on its roster this season with six (five scholarship, one walk-on), trailing only Virginia Tech which has five ... No other SEC school has 10-or-fewer seniors on its roster.

NEW ADDITIONS

- Texas A&M added a pair of new assistant coaches in the offseason, as Joe Jon Finley joined the Aggies to coach the tight ends and Josh Henson took over as the offensive line coach.
- Finley joined the A&M staff in time for the 2018 Taxslayer Gator Bowl after spending the last two seasons at Missouri ... He helped Oklahoma win three Big 12 titles before a five-year NFL playing career.
- Henson brings 20 years of coaching experience to the Aggies, having spent the last three seasons at his alma mater, Oklahoma State ... He helped guide LSU to a national championship in 2008, alongside A&M's current linebackers coach Bradely Dale Peveto, and has twice been recognized as one of the nation's top 25 recruiters.

AGGIE GRADS

- Six Aggies on the 2019 roster have already earned their degree.
- Seniors Braden Mann, Larry Pryor and Roney Elam walked across the graduation stage last May, while classmate Colton Prater graduated in August of this year.
- Juniors Braden White and Micheal Clemons earned their degrees in August.

THE 12TH MAN

- Junior LB Braden White was named the 12th Man by head coach Jimbo Fisher on August 20.
- The Florence, Alabama, native appeared in 18 games over the last two years, playing primarily on special teams ... He earned the Top Conditioned Athlete Award following the 2018 season and was named Defensive Scout MVP at the annual team banquet following his redshirt season in 2016.
- White recently graduated in August, earning his degree from the College of Business.
- Texas A&M's famous 12th Man tradition dates back to 1922 when student E. King Gill came out of the stands in the Dixie Classic in Dallas at the request of legendary head coach Dana X. Bible because of injuries to his football team ... Gill never entered the game but "stood ready" in the Aggies' 22-14 win over the powerhouse Centre College Praying Colonels.

- In honor of the tradition, the Texas A&M student body "stands ready" to show their support of their team on the field.
- The 12th Man Kickoff Team tradition was started in 1982 by then-head coach Jackie Sherrill after being inspired by watching students build the famous Aggie Bonfire. "I knew that I could find, out of 40-some-odd thousand students, 11 guys that would cover kickoffs, but have no regard for their body and be tough as nails," Sherrill said. (Source: MyAggieNation.com) Beginning in 1991, a single 12th Man was chosen to represent the study body on the kickoff unit.

12TH MAN STARTS

NAME	GAMES	SEASONS
Sam Moeller	39	2012-15
Cullen Gillaspia	39	2016-18
Nick Lamantia	30	2006-08
John Ray	23	2004-05
C.J. Jones	21	2010-12
Eric Stanford	17	1999-01

MANN AMONG BOYS

- Braden Mann became Texas A&M's first winner of the Ray Guy Award after leading the FBS in gross punting and solidifying himself in the NCAA record books in three categories last season.
- A unanimous All-American and the 2018 SEC Special Teams Player of the Year, Mann averaged 50.98 yards per punt, the best mark in college football history by nearly a yard (min. 36 punts).
- Mann owns the NCAA record for the most 60-or-more yard punts in a single season as 14 of his 50 punts in 2018 travelled 60-or-more yards, including a career-long 82-yarder against Kentucky.
- At No. 1 Alabama, Mann broke the NCAA record with the highest gross punt average in a single game at 60.8 on five boots, breaking the record of 60.4 that was originally set by BYU's Lee Johnson vs. Wyoming, in 1983, and matched by Quinn Sharp of Oklahoma State vs. Nebraska in 2010.
- Texas A&M led the FBS with a 44.74 net punting average in 2018 ... No team in the FBS since BYU in 1983 averaged 45.0-or-more net yards per punt for a full season.
- Only 21 of Mann's boots were returned for a total of 132 yards, with the longest return, a 32-yarder by South Carolina's Bryan Edwards, saw Mann force a fumble that was recovered by the Aggies.
- Texas A&M is #PunterU and counts long-time NFL standouts Shane Lechler (9-time NFL All-Pro), Yale Lary (NFL Hall of Fame) and Steve O'Neal (NFL record 98-yard punt in 1969) among its alumni.

TEXAS A&M SEASON PUNT AVERAGE

RK.	PLAYER	NO.-YARDS	AVG.	YEAR
1.	Braden Mann	50-2,549	51.0	2018
2.	Drew Kaser	60-2,848	47.5	2015
3.	Drew Kaser	44-2,085	47.4	2013
4.	Shane Lechler	56-2,631	47.0	1997

A WINNER

Head coach Jimbo Fisher, one of five active head coaches to win the national championship, ranks as the fourth-winningest active head coach in FBS entering the 2019 season.

WINNINGEST FBS HEAD COACHES (BY PCT.)

(Minimum 5 seasons)

RK	HEAD COACH	YR.	REC.	PCT.
1.	Chris Petersen, Washington	14th	139-33-0	.808
2.	Dabo Swinney, Clemson	12th	116-30-0	.795
3.	Nick Saban, Alabama	24th	232-63-1	.784
4.	JIMBO FISHER, TEXAS A&M	10th	94-28-0	.769
5.	David Shaw, Stanford	9th	82-26-0	.759

ELKO EFFECT

- The Aggies finished the 2018 season 32nd in total defence with 348.4 yards per game, it marked the first time since the 2006 season that A&M finished in the top-50 in total defense.
- Despite the national trend in which FBS offenses scored more points per game in the 2018 season than the 2017 season, the Aggies made significant strides in total defense, rushing defense, scoring defense, third-down defense and redzone defense.
- In Elko's 'multiple' scheme, Texas A&M allowed nearly 80 less yards on the ground compared to the year prior to Elko's arrival.
- Elko and the Aggie defense held Kentucky's Benny Snell Jr. (6th in FBS with 1,449 yards) to a season-low 60 yards and Clemson's Travis Etienne (4th in FBS with 1,658 yards) to 44 yards.
- Two years ago, the Aggies allowed 35+ points in six of their 13 games, while last season, Texas A&M only allowed 35 or more points in two games (45, at No. 1 Alabama & 72 vs. No. 8 LSU in 7 OTs), and held six teams to 20 points or less.

2017 vs. 2018

	2017	'17 FBS Rk	2018	'18 FBS Rk
Total Defense	408.5	78th	348.4	32nd
Run Defense	170.8	70th	95.2	3rd
Scoring Defense	30.7	87th	25.3	47th
3rd Down Defense	34.7%	37th	30.2%	9th
Redzone Defense	90.7%	122nd	75.7%	15th

LIMITING OPPONENT CHANCES

- During the 2018 regular season, which included five games against CFP Top 25 teams, the Texas A&M defense faced an average of 60.4 plays per game, the lowest in the SEC.
- The Aggies played 785 snaps on defense, 44 plays less than Mississippi State, who finished second in the SEC with 829 defensive snaps.

- Among all P5 teams that played 13 games, Texas A&M's 785 defensive snaps was the second fewest in the nation just behind Michigan's 781 snaps.
- Additionally, Texas A&M limited opponents to just a 30.2 percent success rate in third-down situations (No. 2 in SEC/No. 9 in FBS) and allowed only 49 third-down conversions in 13 games (3.8 per game), which ranks No. 3 among P5 teams.
- Texas A&M allowed just 17.0 first downs per game, which was third in the SEC and 16th nationally.
- The 60.4 plays faced per game in 2018 was an enormous turnaround from the previous season when the Aggies faced an average of 72.5 plays per contest.

KEEPING THE DEFENSE OFF THE FIELD (FBS LEADERS)

	OFF. PLAYS	DEF. PLAYS	DIFFERENCE
Army	922	688	234
Texas A&M	980	785	195
Boise State	979	820	159
Ohio State	1,131	979	152
Air Force	882	732	150

125 YEARS OF AGGIE FOOTBALL

- The 2019 season marks a milestone in Texas A&M Football history. Texas A&M University celebrates 125 years of Aggie Football throughout the upcoming season, recalling great moments and honoring those that have helped the program become what it is today.
- Since the first team in 1894, Texas A&M and its legendary 12th Man have emerged as one of the winningest programs in college football history with three of its teams being recognized as National Champions, earning 18 conference championships, tallying nine undefeated seasons and producing two Heisman Trophy winners.
- Voting to determine the "Greatest Moment" in Texas A&M Football history wrapped on 12thMan.com in mid-August. Thousands of votes were cast in a 32-moment bracket on the online home of Texas A&M Athletics as the 1999 Bonfire Game was crowned the Greatest Moment by the fans.
- Many of the Aggies involved in the Greatest Moments of Aggie Football bracket will be spotlighted as a part of the pageantry of game day at Kyle Field this season.
- A commemorative 125 Years of Texas A&M Football logo has been developed which will be on the helmet of the 2019 Aggies, featured at the 25-yard lines of Kyle Field throughout the 2019 season and will adorn the entrance to the Aggies' locker room.
- Limited edition souvenir stadium cups will be sold at Kyle Field featuring great moments in Texas A&M Football history, including the first-ever touchdown scored by the 12th Man and the Aggies' epic seven-overtime victory over No. 8 LSU to end the 2018 regular season.

2019 SEC STANDINGS

EAST	SEC	ALL
Florida	1-0	3-0
Georgia	1-0	3-0
Missouri	0-0	2-1
Tennessee	0-0	1-2
Kentucky	0-1	2-1
South Carolina	0-1	1-2
Vanderbilt	0-1	0-2

WEST	SEC	ALL
Alabama	1-0	3-0
Ole Miss	1-0	2-1
Auburn	0-0	3-0
LSU	0-0	3-0
Mississippi State	0-0	2-1
TEXAS A&M	0-0	2-1
Arkansas	0-1	2-1

AROUND THE LEAGUE

SATURDAY, SEPT. 21

Southern Miss at Alabama (ESPN2)	11 a.m.
LSU at Vanderbilt (SECN)	11 a.m.
Tennessee at Florida (ESPN)	11 a.m.
California at Ole Miss (ESPNU)	11 a.m.
Auburn at Texas A&M (CBS)	2:30 p.m.
Kentucky at Mississippi State (SECN)	3 p.m.
South Carolina at Missouri (SECN)	3 p.m.
San Jose State at Arkansas (SECN)	6:30 p.m.
Notre Dame at Georgia (CBS)	7 p.m.

All times are Central

A&M IN THE POLLS

	AP	COACHES
Week 1	12	11
Week 2	12	11
Week 3	16	15
Week 4	17	15
Week 5		
Week 6 (bye)		
Week 7		
Week 8		
Week 9		
Week 10		
Week 11 (bye)		
Week 12		
Week 13		
Week 14		



JIMBO FISHER

TEXAS A&M HEAD FOOTBALL COACH

Years at TAMU: 2nd (hired Dec. 4, 2017)

Coaching Record: 11-5 at Texas A&M / 94-28 overall (10th season)

Birthdate: Oct. 9, 1965

Hometown: Clarksburg, W.V.

Children: Trey and Ethan

High School: Liberty High School, Clarksburg, W.V.

College: Salem College, 1990

- Since the start of The Associated Press poll era in 1935, Jimbo Fisher was just the sixth coach to win a national title, then leave for another school. He was the first to do it since Johnny Majors left Pittsburgh for his alma mater, Tennessee, in 1977. (Source: Gridiron Now)
- Fisher was hired at Texas A&M on Dec. 4, 2017 after eight successful seasons at Florida State, which included the 2013 BCS National Championship.
- In his eight seasons in Tallahassee, Fisher established himself as one of the elite coaches in college football. He led the Seminoles to an 83-23 record, winning three Atlantic Coast Conference championships, four Atlantic Division titles and five bowl games.
- Fisher is one of five active coaches to have won a National Championship.
- Fourteen of Fisher's student-athletes have earned consensus All-America honors with quarterback Jameis Winston winning the Heisman Trophy in 2013.
- Fisher has seen 100 of his student-athletes graduate, and NFL teams drafted 58 of his players, including 22 first- or second-round selections.
- The Seminoles set a modern-day NFL draft record with 29 players selected over a three-year period (2013-15), and Fisher had a first-round NFL draft choice every year he was head coach at FSU.
- The 2013 Rawlings College Football Coach of the Year, Fisher has twice been a finalist for the Eddie Robinson Coach of the Year Award (2013, 2014) and was a finalist for the Paul "Bear" Bryant Coach of the Year Award in 2014.
- Fisher has been active in the community through his foundation, Kidz1stFund. The non-profit was founded in 2011 to raise awareness and funds to find a cure for Fanconi anemia, a rare blood disorder that affects thousands, including Fisher's youngest son, Ethan.
- Fisher played quarterback at Salem College for Terry Bowden for three seasons and followed Bowden to Samford for his final season. Fisher became NCAA Division III's national player of the year in 1987 and recently earned induction into Samford's Hall of Fame.



THE FISHER RECORD



2016

FLORIDA STATE
(10-3 • 5-3 ACC/3rd in Atlantic)

SEPTEMBER
5 W 45-34 vs. #11 Ole Miss
Camping World Stadium, Orlando, Fla.

10 W 52-8 Charleston Southern
17 L 20-63 * at #10 Louisville
24 W 55-35 at South Florida

OCTOBER
1 L 35-37 * North Carolina
8 W 20-19 * at #10 Miami
15 W 17-6 * Wake Forest
29 L 34-37 * #3 Clemson

NOVEMBER
5 W 24-20 * at North Carolina State
11 W 45-7 * Boston College
19 W 45-14 * at Syracuse
26 W 31-13 #13 Florida

DECEMBER
30 W 33-32 vs. #6 Michigan
Orange Bowl - Miami, Fla.

2017

FLORIDA STATE
(*7-6 • 3-5 ACC/6th in Atlantic)

SEPTEMBER
2 L 24-7 vs. #1 Alabama
Mercedes-Benz Stadium, Atlanta, Ga.

23 L 21-27 * North Carolina State
30 W 26-19 * at Wake Forest

OCTOBER
7 L 20-24 * #13 Miami (Fla.)
14 W 17-10 * at Duke
21 L 28-31 * Louisville
27 L 3-35 * at Boston College

NOVEMBER
4 W 27-24 * Syracuse
11 L 14-31 * at #4 Clemson
18 W 77-6 Delaware State
25 W 38-22 at Florida

DECEMBER
2 *W 42-10 Louisiana-Monroe
27 *W 42-13 vs. Southern Miss
Independence Bowl - Shreveport, La.

* - Jimbo Fisher resigned as the FSU head coach on Dec. 1, 2017 and did not coach the Seminoles in their final two games. His overall record does not reflect the victories.

2018

TEXAS A&M
(9-4 • 5-3 SEC/2nd in West)

AUGUST
30 W 59-7 Northwestern State

SEPTEMBER
8 L 26-28 #2 Clemson
15 W 48-10 Louisiana-Monroe
22 L 23-45 * at #1 Alabama
29 W 24-17 * vs Arkansas
AT&T Stadium, Arlington, Texas

OCTOBER
6 W 20-14 * #13 Kentucky
13 W 26-23 * at South Carolina
27 L 13-28 * at Mississippi State

NOVEMBER
3 L 24-28 * at Auburn
10 W 38-24 * Ole Miss
17 W 41-20 #25 UAB
24 W 74-72 * #8 LSU

DECEMBER
31 W 52-13 vs. NC State
Gator Bowl - Jacksonville, Fla.

2013

FLORIDA STATE
(14-0 • 8-0 ACC/1st in West)
ACC Champions • National Champions

SEPTEMBER
2 W 41-13 * at Pitt
14 W 62-7 Nevada
21 W 54-6 Bethune-Cookman
28 W 48-34 * at Boston College

OCTOBER
5 W 63-0 * #25 Maryland
19 W 51-14 * at #3 Clemson
26 W 49-17 * North Carolina State

NOVEMBER
2 W 41-14 * #7 Miami
9 W 59-3 * at Wake Forest
16 W 59-3 * Syracuse
23 W 80-14 Idaho
30 W 37-7 at Florida

DECEMBER
7 W 45-7 vs. #20 Duke
ACC Championship Game - Charlotte, N.C.

JANUARY
6 W 34-31 vs. #2 Auburn
BCS National Championship Game - Pasadena, Calif.

2014

FLORIDA STATE
(13-1 • 8-0 ACC/1st in Atlantic • ACC Champions)

AUGUST
30 W 37-31 vs. Oklahoma State
AT&T Stadium, Arlington, Texas

SEPTEMBER
6 W 37-12 The Citadel
20 W 23-17 * #22 Clemson (OT)
27 W 56-41 * North Carolina State

OCTOBER
4 W 43-3 * Wake Forest
11 W 38-20 * Syracuse
18 W 31-27 #5 Notre Dame
30 W 42-31 * Louisville

NOVEMBER
8 W 34-20 * Virginia
15 W 30-26 * Miami (Fla.)
22 W 20-17 * Boston College
29 W 24-19 Florida

DECEMBER
6 W 37-35 vs. #12 Georgia Tech
ACC Championship Game - Charlotte, N.C.

JANUARY
1 L 20-59 vs. #3 Oregon
Rose Bowl; CFP Semifinal - Pasadena, Calif.

2015

FLORIDA STATE
(10-3 • 6-2 ACC/2nd in Atlantic)

SEPTEMBER
5 W 59-16 Texas State
12 W 34-14 South Florida
18 W 14-0 * at Boston College

OCTOBER
3 W 24-16 * at Wake Forest
10 W 29-24 * Miami (Fla.)
17 W 41-21 * Louisville
24 L 16-22 * at Georgia Tech
31 W 45-21 * Syracuse

NOVEMBER
7 L 13-23 * at #3 Clemson
14 W 34-17 * North Carolina State
21 W 52-13 Chattanooga
28 W 27-2 at #10 Florida

DECEMBER
31 L 24-38 vs. #14 Houston
Peach Bowl - Atlanta, Ga.

2010

FLORIDA STATE
(10-4 • 6-2 ACC/1st in Atlantic)

SEPTEMBER
4 W 59-6 Samford
11 L 17-47 at #10 Oklahoma
18 W 34-10 BYU
25 W 31-0 * Wake Forest

OCTOBER
2 W 34-10 * at Virginia
9 W 45-17 * at #13 Miami (Fla.)
16 W 24-19 * Boston College
28 L 24-28 * at North Carolina State

NOVEMBER
6 L 35-37 * North Carolina
13 W 16-13 * Clemson
20 W 30-16 * at Maryland
27 W 31-7 * Florida

DECEMBER
4 L 33-44 vs. #12 Virginia Tech
ACC Championship Game - Charlotte, N.C.
31 W 26-17 vs. #19 South Carolina
Chick-fil-A Bowl - Atlanta, Ga.

2011

FLORIDA STATE
(9-4 • 5-3 ACC/2nd in Atlantic)

SEPTEMBER
3 W 34-0 Louisiana-Monroe
10 W 62-10 Charleston Southern
17 L 13-23 #1 Oklahoma
24 L 30-35 * at #21 Clemson

OCTOBER
8 L 30-35 * at Wake Forest
15 W 41-16 * at Duke
22 W 41-16 * Maryland
29 W 34-0 * North Carolina State

NOVEMBER
3 W 38-7 * at Boston College
12 W 23-19 * at Miami (Fla.)
19 L 13-14 * Virginia
26 W 21-7 at Florida

DECEMBER
29 W 18-14 vs. Notre Dame
Champs Sports Bowl - Orlando, Fla.

2012

FLORIDA STATE
(12-2 • 7-1 ACC/1st in Atlantic • ACC Champions)

SEPTEMBER
1 W 69-3 Murray State
8 W 55-0 Savannah State
15 W 52-0 * Wake Forest
22 W 49-37 * #10 Clemson
29 W 30-17 at South Florida

OCTOBER
6 L 16-17 * at North Carolina State
13 W 51-7 * Boston College
20 W 33-20 * at Miami (Fla.)
27 W 48-7 * Duke

NOVEMBER
8 W 28-22 * at Virginia Tech
17 W 41-14 * at Maryland
24 L 26-37 at #6 Florida

DECEMBER
1 W 21-15 vs. Georgia Tech
ACC Championship Game - Charlotte, N.C.

JANUARY
1 W 30-10 vs. #16 Nothern Illinois
Orange Bowl - Miami, Fla.

SEPTEMBER
23 L 21-27 * North Carolina State
30 W 26-19 * at Wake Forest

OCTOBER
7 L 20-24 * #13 Miami (Fla.)
14 W 17-10 * at Duke
21 L 28-31 * Louisville
27 L 3-35 * at Boston College

NOVEMBER
4 W 27-24 * Syracuse
11 L 14-31 * at #4 Clemson
18 W 77-6 Delaware State
25 W 38-22 at Florida

DECEMBER
2 *W 42-10 Louisiana-Monroe
27 *W 42-13 vs. Southern Miss
Independence Bowl - Shreveport, La.

AGGIES IN THE NFL

(As of Sept. 16)

PLAYER (YEARS AT TEXAS A&M)	POS.	NFL TEAM
Otaro Alaka (2014-18)	LB	Baltimore Ravens
Michael Bennett (2005-08)	DL	New England Patriots
Randy Bullock (2008-11)	PK	Cincinnati Bengals
Tra Carson (2013-15) [~]	RB	Green Bay Packers
Tyrel Dodson (2016-18)	LB	Buffalo Bills
Landis Durham (2015-18) [~]	DL	Los Angeles Rams
Jermaine Eluemunor (2015-16)	OL	New England Patriots
Justin Evans (2015-16)*	DB	Tampa Bay Buccaneers
Mike Evans (2012-13)	WR	Tampa Bay Buccaneers
Deshazor Everett (2011-14)	DB	Washington Redskins
Myles Garrett (2014-16)	DL	Cleveland Browns
Cullen Gillaspia (2016-18)	RB	Houston Texans
Daeshon Hall (2013-16)	DL	Philadelphia Eagles
Germain Ifedi (2013-15)	OL	Seattle Seahawks
Kingsley Keke (2015-18)	DL	Green Bay Packers
Christian Kirk (2015-17)	WR	Arizona Cardinals
Josh Lambo (2012-14)	PK	Jacksonville Jaguars
Daylon Mack (2015-18)	DL	Baltimore Ravens
Jake Matthews (2010-13)	OL	Atlanta Falcons
Erik McCoy (2016-18)	OL	New Orleans Saints
Von Miller (2007-10)	LB	Denver Broncos
Don Muhlbach (2002-03)	DS	Detroit Lions
Cedric Ogbuehi (2011-14)	OL	Jacksonville Jaguars
Damion Ratley (2015-17)	WR	Cleveland Browns
Josh Reynolds (2014-16)	WR	Los Angeles Rams
Ricky Seals-Jones (2014-16)	TE	Cleveland Browns
Jace Sternberger (2018)*	TE	Green Bay Packers
Keaton Sutherland (2015-18) [~]	OL	Cincinnati Bengals
Ryan Tannehill (2008-11)	QB	Tennessee Titans
Armani Watts (2014-17)	DB	Kansas City Chiefs
Brandon Williams (2013-15)	CB	Arizona Cardinals
Trayveon Williams (2016-18)	RB	Cincinnati Bengals
Donovan Wilson (2014-18)	DB	Dallas Cowboys

* - Injured Reserve
[~] - Practice Squad

AGGIES ON NFL COACHING STAFFS

Dennis Allen, New Orleans Saints (Defensive Coordinator), Dan Campbell, New Orleans Saints (Asst. Head Coach/Tight Ends), Kyle Caskey, Detroit Lions (Running Backs), Aaron Glenn, New Orleans Saints (Secondary), Michael Hodges, New Orleans Saints (Defensive Assistant), Johnny Holland, San Francisco 49ers (Run Game Specialist/Outside Linebackers), Jerrod Johnson, Indianapolis Colts (Bill Walsh Diversity Coaching Fellowship), Gary Kubiak, Minnesota Vikings (Asst. Head Coach/Offensive Advisor), Clint Kubiak, Minnesota Vikings (Quarterbacks Coach), Billy Yates, Detroit Lions (WCF Minority Coaching Assistantship/Defense)


Staff: Monty Gibson, Cleveland Browns (Asst. Strength & Conditioning) Larry Jackson, Cleveland Browns (Strength & Conditioning)



VON MILLER
 2016 Super Bowl MVP



MYLES GARRETT
 Texas A&M's first No. 1 overall NFL Draft pick



DON MUHLBACH
 16th season in the NFL

TEXAS A&M QUICK FACTS

LOCATION: College Station, Texas 77842
FOUNDED: 1876 (First classes)
ENROLLMENT: 69,367 (fall 2018)
PRESIDENT: Michael K. Young (BYU '73)
CHANCELLOR: John Sharp (Texas A&M '72)
FACULTY REPRESENTATIVE:
 Dr. Paul Batista (Trinity '73)
DIRECTOR OF ATHLETICS:
 Ross Bjork (Emporia State '85)
ATHLETICS DEPT PHONE: (979) 845-5129
CONFERENCE: Southeastern
AFFILIATION: NCAA Division I
NICKNAME: Aggies
MASCOT: Reveille (American Collie)
COLORS: Maroon (Pantone 505) and White

FOOTBALL QUICK FACTS

HEAD COACH:
JIMBO FISHER (Salem University '90)
 Years at Texas A&M: 2nd (11-5)
 Years as head coach: 10th (94-28)
ASSISTANT COACHES:
DARRELL DICKEY
 Offensive Coordinator/Quarterbacks (Kansas State '83)
MIKE ELKO
 Defensive Coordinator/Safeties (Penn '99)
DAMEYUNE CRAIG
 Wide Receivers (Auburn '02)
JOE JON FINLEY
 Tight Ends (Oklahoma '08)
JAY GRAHAM
 Co-Offensive Coord./Running Backs (Tennessee '04)
JOSH HENSON
 Offensive Line (Oklahoma State '98)
MAURICE LINGUIST
 Cornerbacks (Baylor '06)
BRADLEY DALE PEVETO
 Linebackers (SMU '87)
TERRY PRICE
 Defensive Ends (Texas A&M '92)
ELIJAH ROBINSON
 Defensive Line (Penn State '08)
JERRY SCHMIDT
 Director of Athletic Performance (Nebraska '86)

KYLE FIELD QUICK FACTS

STADIUM: Kyle Field
CAPACITY: 102,733
LARGEST CROWD: 110,633 (vs. Ole Miss, Oct. 11, 2014)
PLAYING SURFACE: Natural grass
FIRST YEAR OF FOOTBALL: 1905
STADIUM BUILT: 1927 and 1929
(Renovations complete for 2015 season)

TEAM INFORMATION


BASIC OFFENSE: Pro
BASIC DEFENSE: Multiple
2018 OVERALL RECORD: 9-4
2018 SEC RECORD (FINISH): 5-3 (2nd in SEC West)
2018 BOWL: TaxSlayer Gator Bowl (W, 52-13 vs. NC State)
2018 RANKING: No. 16 (AP) | No. 16 (Coaches)

TEXAS A&M COACHES SPEED CHART

SIDELINE



JIMBO FISHER
HEAD COACH



DAMEYUNE CRAIG
WIDE RECEIVERS



JOE JON FINLEY
TIGHT ENDS




JAY GRAHAM
CO-OFF. COORD/RUNNING BACKS



MAURICE LINGUIST
CORNER BACKS



JOSH HENSON
OFFENSIVE LINE



BRADLEY DALE PEVETO
LINEBACKERS



TERRY PRICE
DEFENSIVE ENDS



ELIJAH ROBINSON
DEFENSIVE LINE


PRESS BOX



DARRELL DICKEY
OFF. COORDINATOR/QBs



MIKE ELKO
DEF. COORDINATOR/SAFETIES



JERRY SCHMIDT
DIRECTOR OF ATHLETIC PERFORMANCE



KYLE FIELD

- Home of the Aggies since 1905. Stadium built in 1927 and the horseshoe enclosed in 1929.
- Capacity.: 102,733
- Stadium record crowd is 110,633 (A&M vs. Ole Miss, 10/11/2014).
- Kyle Field is named for former A&M Dean of Agriculture Edwin Jackson Kyle, who donated a 400 x 400-foot area of the southern edge of campus that had been assigned to him for horticultural experiments. It became the home of the Aggies.
- Texas A&M finished a \$485 million redevelopment of Kyle Field in time for the 2015 season that made the Home of the 12th Man the largest football stadium in the SEC and the state of Texas.
- Texas A&M has led the SEC in home attendance three of the last four seasons and ranked No. 5 in FBS in 2017.

Texas A&M ranked No. 6 nationally in home attendance in 2018 with an average of 99,844 per game and drew more than 600,000 fans to Kyle Field for the sixth consecutive year.

KYLE FIELD RECORD CROWDS

110,633	Ole Miss (2014)	L, 35-20
106,248	Tennessee (2016)	W, 45-38 ^{2OT}
105,829	LSU (2014)	L, 23-17
105,733	Alabama (2015)	L, 41-23
104,892	Ole Miss (2016)	L, 29-28
104,794	Clemson (2018)	L, 28-26
104,756	Missouri (2014)	L, 34-27
104,728	Lamar (2014)	W, 73-3
104,625	Auburn (2015)	L, 26-10
104,455	Mississippi State (2015)	W, 30-17

KYLE FIELD RECORD SEASON AVERAGES

1.	105,122	2014	630,735 / 6 games
2.	103,622	2015	725,354 / 7 games
3.	101,917	2016	713,418 / 7 games
4.	99,844	2018	698,908 / 7 games
5.	98,802	2017	691,612 / 7 games
6.	87,183	2011	610,283 / 7 games
7.	87,125	2013	697,003 / 8 games
8.	87,014	2012	522,083 / 6 games
9.	82,711	2001	496,268 / 6 games
10.	82,477	2010	577,338 / 7 games

MEDIA SCHEDULE/INFORMATION

SUNDAY	MONDAY	TUESDAY	WEDNESDAY	THURSDAY	FRIDAY	SATURDAY
<p><u>No availability</u></p> <p>All player interview requests for Monday's press conference must be submitted to acannon@athletics.tamu.edu by 11 a.m. on Sunday.</p>	<p><u>Weekly Press Conference</u> (Kyle Field Media Center) 11:30 a.m. - 1 p.m.: Players 1 p.m.: Coach Fisher</p> <p>(Web stream available via 12thMan.com)</p>	<p><u>No availability</u></p>	<p><u>SEC Teleconference</u> Coach Fisher appears from 11:30-39 a.m.</p> <p>5:30 p.m.: <u>"The Pulse"</u> (AT&T SportsNet)</p> <p>6:30 p.m.: <u>"The Pulse"</u> (KBTX-TV/Bryan/College Station & CW-8 Aggieland)</p> <p>7-8 p.m.: <u>Jimbo Fisher Radio Show</u> (Rudy's) on TAMU Radio Network (12thMan.com/listen)</p>	<p><u>No availability</u></p> <p>6 p.m.: <u>"The Pulse"</u> (ESPNU)</p>	<p><u>No availability</u></p> <p>12 midnight: <u>Midnight Yell Practice Location:</u> <u>Kyle Field</u></p> <p>All media requests for Midnight Yell Practice should be directed to TAMU Marketing and Communication</p>	<p>2:30 p.m.: Texas A&M vs. Auburn Kyle Field, College Station, Texas</p> <p>(Locker room is closed. Coaches and players will be brought to the media area promptly after game.)</p>

CREENTIALS

Media credentials should be requested via www.sportssystem.com/clients/seccredentials at least one week in advance of game and will be mailed if time permits. Otherwise, credentials can be picked up at Media Will Call inside Entry 7 (east side of Kyle Field, near the northeast activation tower). Media Will Call opens four hours prior to game time. The Kyle Field press box seats approximately 120 working media members. Media seating is limited, so credentials will be issued according to Texas A&M and the SEC credential guidelines, which can be found at www.12thMan.com/media.

WEEKLY GAME NOTES

Media members wishing to receive the weekly game notes via E-mail can do so by e-mailing Rachel Perreault (rperreault@athletics.tamu.edu).

PRACTICE

All practices are closed to the public, and only the first 15-20 minutes of selected workouts will be open for members of accredited media outlets. Media members wishing to attend the beginning of practice should contact the athletics communications office for availability, exact start times and location.

WEEKLY PRESS CONFERENCE

Texas A&M conducts a weekly press conference on Monday of all game weeks beginning at 11:30 a.m. at the Kyle Field Media Center. Coach Jimbo Fisher addresses the media promptly at 1 p.m. Player requests should be made to the athletics communications office no later than 11 a.m. on Sunday. Unless class schedules present a conflict, requested student-athletes will be available beginning at 11:30 a.m. This is the preferred time for all interviews to occur.

SEC TELECONFERENCE

The 14 SEC coaches will be featured on a weekly teleconference each Wednesday from 10 a.m. - 12:30 p.m. (CT) beginning August 29 and concluding November 21.

10:00 a.m. Ed Orgeron, LSU
10:10 a.m. Kirby Smart, Georgia
10:20 a.m. Dan Mullen, Florida
10:30 a.m. Derek Mason, Vanderbilt
10:40 a.m. Nick Saban, Alabama
10:50 a.m. Jeremy Pruitt, Tennessee
11:00 a.m. Chad Morris, Arkansas
11:10 a.m. Will Muschamp, South Carolina
11:20 a.m. Matt Luke, Ole Miss
11:30 a.m. Jimbo Fisher, Texas A&M
11:40 a.m. Mark Stoops, Kentucky
11:50 a.m. Joe Moorhead, Mississippi St.
12:00 p.m. Barry Odom, Missouri
12:10 p.m. Gus Malzahn, Auburn



Alan Cannon (with binoculars) has overseen Texas A&M's football publicity since 1989.

PRESS BOX

The main press box is now located at the 800 level on the east side of Kyle Field, or the side facing Houston Street, and can be accessed through the elevator at **Entry 7** or **Entry 9**. The TV broadcast booths are located west side of the stadium.

POSTGAME

At home games, post-game interviews with Texas A&M players and head coach Jimbo Fisher are conducted in a specially equipped interview room at the southeast corner of Kyle Field. At away games, similar policy is in effect and location of interviews will be determined.

MEDIA WILL CALL

Media will call is located at Entry 7, on the east side of the stadium near the northeast activation tower.

TEXAS A&M ATHLETICS COMMUNICATIONS

ASSOC. AD /MEDIA RELATIONS

ALAN CANNON
(interview requests/credentials)

E-MAIL: acannon@athletics.tamu.edu

CELL: 979/777-4200

ASSISTANT DIRECTOR

MATT CALLAWAY
(game notes/stats/flip card)

E-MAIL: mcallaway@athletics.tamu.edu

CELL: 713/305-0815

ASSISTANT DIRECTOR

RACHEL PERREAULT
(game notes/game program)

E-MAIL: rperreault@athletics.tamu.edu

CELL: 603/767-6492

DIRECTOR

BRAD MARQUARDT

E-MAIL: bmarquardt@athletics.tamu.edu

CELL: 979/229-8651

ASSISTANT DIRECTOR

DAVID WAXMAN
(west press box)

E-MAIL: dwaxman@athletics.tamu.edu

CELL: 832/326-2863

SENIOR OFFICE ASSOCIATE

JACKIE THORNTON

E-MAIL: jackiet@athletics.tamu.edu

OFFICE: 979/845-5725

SID MAILING ADDRESS

TEXAS A&M MEDIA RELATIONS
1228 TAMU
College Station, TX 77843-1228

SID OVERNIGHT ADDRESS

TEXAS A&M ATHLETICS
Media Relations
756 Houston St.
College Station, TX 77843

TEXAS A&M DEPTH CHART

OFFENSE

WR	1	QUARTNEY DAVIS , 6-2, 200, Jr-2L, Houston, TX
	14	Camron Buckley, 6-2, 190, Jr-2L, Cedar Hill, TX
	17	Ainias Smith, 5-10, 193, Fr-HS, Sugar Land, TX
LT	65	DAN MOORE JR. , 6-5, 325, Jr-2L, Beaumont, TX
	74	Kellen Diesch, 6-5, 298, Jr-1L, Trophy Club, TX
LG	73	Jared Hocker, 6-5, 323, Jr-2L, North Richland Hills, TX
	71	Grayson Reed, 6-5, 305, So-1L, Cypress, TX
C	76	Colton Prater, 6-4, 298, Sr-3L, Bossier City, LA
	77	RYAN MCCOLLUM , 6-5, 305, Jr-2L, Spring, TX
RG	55	Kenyon Green, 6-4, 330, Fr-HS, Humble, TX
	75	Luke Matthews, 6-4, 315, Fr-RS, Missouri City, TX
RT	54	CARSON GREEN , 6-6, 315, Jr-2L, Southlake, TX
	53	Blake Trainor, 6-7, 330, Fr-HS, Hallsville, TX
TE	86	Glenn Beal, 6-5, 260, So-1L, New Orleans, LA
<or>	85	Jalen Wydermyer, 6-5, 260, Fr-HS, Dickinson, TX
WR	2	JHAMON AUSBON , 6-2, 218, Jr-2L, Houston, TX
	5	Jalen Preston, 6-2, 214, Fr-RS, Manvel, TX
WR	13	Kendrick Rogers, 6-4, 204, Jr-2L, Frankston, TX
	81	Caleb Chapman, 6-5, 214, Fr-RS, Friendswood, TX
QB	11	KELLEN MOND , 6-2, 217, Jr-2L, San Antonio, TX
	8	Connor Blumrick, 6-5, 210, So-SQ, Pearland, TX
<or>	4	James Foster, 6-3, 217, Fr-RS, Montgomery, AL
<or>	10	Zach Calzada, 6-3, 209, Fr-HS, Sugar Hill, GA
FB	43	Cagan Baldree, 6-4, 260, Jr-SQ, Carthage, TX
RB	28	Isaiah Spiller, 6-1, 220, Fr-HS, Spring, TX
<or>	23	Jacob Kibodi, 6-2, 218, So-1L, Baton Rouge, LA
<or>	25	Cordarrian Richardson, 6-0, 240, So-TR, Memphis, TN
<or>	21	Deneric Prince, 6-1, 209, Fr-RS, Manvel, TX

DEFENSE

DE	3	Tyree Johnson, 6-4, 250, So-1L, Washington, DC
	93	Max Wright, 6-4, 262, So-1L, Katy, TX
<or>	15	Jeremiah Martin, 6-5, 244, So-1L, San Bernadino, CA
DT	52	JUSTIN MADUBUIKE , 6-3, 304, Jr-2L, McKinney, TX
	92	Jayden Peevy, 6-6, 298, Jr-2L, Bellaire, TX
DT	5	Bobby Brown III, 6-4, 325, So-1L, Arlington, TX
	99	Josh Rogers, 6-5, 290, So-1L, Houston, TX
	55	Adarious Jones, 6-4, 310, Fr-HS, Virginia Beach, VA
DE	91	Micheal Clemons, 6-5, 272, Jr-1L, Garland, TX
	8	DeMarvin Leal, 6-4, 290, Fr-HS, San Antonio, TX
<or>	40	Tyree Wilson, 6-6, 260, Fr-RS, New London, TX
WLB	19	Anthony Hines III, 6-3, 226, So-1L, Plano, TX
	32	Andre White, Jr., 6-3, 225, Fr-HS, Harrisburg, PA
MLB	1	Buddy Johnson, 6-2, 228, Jr-2L, Dallas, TX
	12	Braden White, 5-11, 224, Jr-2L, Florence, AL
<or>	33	Aaron Hansford, 6-3, 240, Jr-1L, Washington, D.C.
SLB	20	Ikenna Okeke, 6-3, 225, So-SQ, Smyrna, TN
	24	Chris Russell, 6-2, 220, Fr-HS, Dyersburg, TN
CB	10	Myles Jones, 6-4, 185, Jr-2L, Magnolia, TX
	17	Devin Morris, 6-1, 192, So-SQ, Caldwell, TX
<or>	27	Roney Elam, 6-2, 195, Sr-3L, Newton, TX
CB	29	DEBIONE RENFRO , 6-2, 198, Jr-2L, Pearland, TX
	2	Elijah Blades, 6-2, 185, Jr-TR, Pasadena, CA
	21	CHARLES OLIVER , 6-2, 196, Sr-3L, Fairfield, TX
SF	9	Leon O'Neal Jr., 6-1, 206, So-1L, Cypress, TX
<or>	14	Keldrick Carper, 6-2, 200, Jr-2L, Plain Dealing, LA
<or>	25	Brian Williams, 6-1, 218, Fr-HS, Dallas, TX
SF	26	Demani Richardson, 6-1, 210, Fr-HS, Waxahachie, TX
<or>	4	DERRICK TUCKER , 6-1, 202, Jr-2L, Manvel, TX
<or>	11	Larry Pryor, 6-0, 211, Sr-3L, Sulphur Springs, TX

SPECIAL TEAMS

PLK	47	SETH SMALL , 5-11, 205, So-1L, Katy, TX
	36	Caden Davis, 6-2, 191, Fr-HS, Coppell, TX
P	34	BRADEN MANN , 5-11, 195, Sr-3L, Houston, TX
	95	Nik Constantinou, 6-0, 190, Fr-HS, Melbourne, Australia
KO	34	BRADEN MANN , 5-11, 195, Sr-3L, Houston, TX

SNP	40	Connor Choate, 6-1, 203, Fr-RS, Coppell, TX
	39	Jake Pagel, 6-2, 227, So-SQ, Dallas, TX
HOLD	34	BRADEN MANN , 5-11, 195, Sr-3L, Houston, TX
PR	6	ROSHAUD PAUL , 6-0, 180, Jr-2L, Bremond, TX
KOR	17	Ainias Smith, 5-10, 193, Fr-HS, Sugar Land, TX
	6	Roshaud Paul, 6-0, 180, Jr-1L, Bremond, TX

BOLD CAPS -- denotes 2018 starter

PRONUNCIATION GUIDE

Audible pronunciations available on the online roster at 12thMan.com

JHAMON AUSBON	JAH-mon OZ-bun
KE'UNDRE AZAKYTU	KEY-andre as-a-CU-tee
KE'SHUN Brown	key-SHUN
JASHAUN Corbin	JAY-shawn
QUARTNEY Davis	Courtney
Kellen DIESCH	deesh
RONY Elam	ronnie
Camron HORRY	OR-ee
Jacob KIBODI	kah-BO-dee

DeMarvin LEAL	lee-AL
Justin MADUBUIKE	MAD-uh-bee-kay
KEEATH Magee II	Keith
IKENNA OKEKE	EYE-ken-ah Oh-kay-kay
Jake PAGEL	pay-gell
DEBIONE Renfro	DEB-ee-own
Jalen WYDERMYER	WHY-der-meyer
DYLAN Wright	DAY-lin

TEXAS A&M ALPHABETICAL ROSTER

NO.	PLAYER	POS.	HT	WT	CL-EXP	HOMETOWN (HIGH SCHOOL/PREVIOUS SCHOOL)
51	Anderson, Riley	OL	6-5	304	Jr-SQ	Mineola, TX (Mineola)
2	Ausbon, Jhamon	WR	6-2	218	Jr-2L	Houston, TX (IMG Academy (Fla))
42	Azakytu, Ke'Undre	WR	6-0	190	Jr-SQ	Dallas, TX (Wilmer Hutchins)
43	Baldree, Cagan	FB	6-4	265	Jr-SQ	Carthage, TX (Carthage)
34	Barker, Noah	DB	6-0	181	So-SQ	Salado, TX (Salado)
86	Beal, Glenn	TE	6-5	265	So-1L	New Orleans, LA (John Curtis)
2	Blades, Elijah	DB	6-2	185	Jr-TR	Pasadena, CA (Muir/Arizona Western)
45	Bland, Logan	LB	6-0	230	Fr-HS	Goliad, TX (Goliad)
72	Blanton, Colten	OL	6-7	303	Fr-RS	Cypress, TX (Cy Ranch)
8	Blumrick, Connor	QB	6-5	210	So-SQ	Pearland, TX (Pearland)
30	Boykin, Andrew	WR	6-1	181	So-SQ	Austin, TX (Westlake)
31	Britz, Reinard	QB	6-3	192	Fr-RS	Conroe, TX (Oak Ridge)
37	Brobby, Nigel	FB	6-2	230	Fr-HS	Arlington, TX (Mansfield Summit)
5	Brown III, Bobby	DL	6-4	325	So-1L	Arlington, TX (Lamar)
18	Brown, Kam	WR	6-0	180	Fr-HS	Colleyville, TX (Heritage)
36	Brown, Ke'Shun	LB	6-1	230	Fr-HS	Montgomery, AL (Carver)
14	Buckley, Camron	WR	6-2	194	Jr-2L	Cedar Hill, TX (Cedar Hill)
29	Bushland, Daniel	WR	6-0	190	Fr-RS	Austin, TX (St. Michael's Catholic Academy)
10	Calzada, Zach	QB	6-3	209	Fr-HS	Sugar Hill, GA (Lanier)
84	Carper, Keldrick	DB	6-2	200	Jr-2L	Plain Dealing, LA (Plain Dealing)
11	Chopman, Caleb	WR	6-5	214	Fr-RS	Friendswood, TX (Clear Brook)
22	Chattman, Clifford	DB	6-5	192	Jr-1L	New Orleans, LA (McDonogh 35)
40	Choate, Connor	DS	6-1	203	Fr-RS	Coppell, TX (Coppell)
60	Clement, Bart	OL	6-2	319	Fr-RS	Missouri City, TX (Ft. Bend Marshall)
91	Clemons, Micheal	DL	6-5	270	Jr-1L	Garland, TX (Sachse/Cisco (TX) JC)
7	Corbin, Jashaun	RB	6-0	210	So-1L	Rockledge, FL (Rockledge)
95	Constantinou, Nik	P	6-0	190	Fr-HS	Melbourne, Australia (Penleigh & Essendon Grammar)
35	Cuellor, Zachary	DB	5-10	175	Jr-SQ	San Antonio, TX (Churchill)
88	Cupp, Baylor	TE	6-6	245	Fr-HS	Brock, TX (Brock)
36	Davis, Caden	PLK	6-2	196	Fr-HS	Coppell, TX (Coppell)
1	Davis, Quartney	WR	6-2	200	Jr-2L	Houston, TX (Langham Creek)
74	Diesch, Kellen	OL	6-6	298	Jr-1L	Trophy Club, TX (Byron Nelson)
27	Elam, Roney	DB	6-2	195	Sr-3L	Newton, TX (Newton)
15	Fernandes, Alex	QB	6-3	209	So-TR	Austin, TX (Vandegrift/UTEP)
4	Foster, James	QB	6-3	217	Fr-RS	Montgomery, AL (Lanier)
28	Fuller, Travon	DB	6-1	174	Jr-2L	Athens, TX (Athens)
67	Gallagher, Galen	OL	6-4	296	Fr-RS	Orange Grove, TX (Orange Grove)
54	Green, Carson	OL	6-6	315	Jr-2L	Southlake, TX (Carroll)
55	Green, Kenyon	OL	6-4	330	Fr-HS	Humble, TX (Atascocita)
26	Groff, Jacob	TE	6-2	200	So-SQ	San Antonio, TX (Churchill)
48	Guerrieri, Alan	P/K	5-10	190	Fr-HS	College Station, TX (College Station)
62	Hall, Harrison	OL	6-1	266	Fr-HS	Dallas, TX (Highland Park)
33	Hansford, Aaron	LB	6-3	240	Jr-1L	Washington, D.C. (St. John's College)
94	Higdon, Spencer	LB	6-2	223	So-SQ	San Antonio, TX (Christian)
19	Hines III, Anthony	LB	6-3	226	So-1L	Plano, TX (East)
38	Hitchcock, Konnor	DB	5-8	174	So-SQ	Tyler, TX (Chapel Hill)
73	Hocker, Jared	OL	6-5	323	Jr-2L	North Richland Hills, TX (Birdville)
42	Horry, Camron	TE	6-5	275	So-SQ	Katy, TX (Taylor)
37	Howard, Mitchell	DL	6-1	254	Sr-SQ	Cypress, TX (Concordia Lutheran)
6	Hunter, Derick	DL	6-4	295	Fr-HS	Ft. Myers, FL (Dunbar)
83	Jackson, Kenyon	WR	6-6	200	Fr-HS	Loganville, GA (Grayson)
3	Jackson, Vernon	RB	6-3	230	So-1L	Boling, TX (Boling)
79	Jenkins, Marcus "Tank"	OL	6-3	325	Fr-RS	Montgomery, AL (Park Crossing)
16	Johnson, Brian	DB	6-2	190	So-1L	Marvel, TX (Marvel)
1	Johnson, Buddy	LB	6-2	228	Jr-2L	Dallas, TX (Kimball)
31	Johnson, Marquez	DB	5-10	200	Jr-SQ	Dallas, TX (Pinkston)
3	Johnson, Tyree	DL	6-4	250	Fr-RS	Washington, DC (St. John's College)
55	Jones, Adarius	DL	6-4	310	Fr-HS	Virginia Beach, VA (Bishop Sullivan)
9	Jones, Hezekiah	WR	5-11	189	Jr-2L	Stafford, TX (Stafford)
10	Jones, Myles	DB	6-4	185	Jr-2L	Magnolia, TX (West)
23	Kibodi, Jacob	RB	6-2	218	So-1L	Baton Rouge, LA (Christian Life Academy)
63	Kobza, Braeden	OL	5-11	272	Fr-HS	Tomball, TX (Rosehill Christian)
16	Lane, Chase	WR	6-0	194	Fr-HS	Houston, TX (St. Pius X)
8	Leal, DeMarvin	DL	6-4	290	Fr-HS	San Antonio, TX (Judson)
23	Lee Jr., Tarian	LB	6-2	233	Fr-HS	Tallahassee, FL (Godby)
53	Locke, John	LB	6-2	210	Jr-SQ	Richmond, TX (Ft. Bend Travis)

NO.	PLAYER	POS.	HT	WT	CL-EXP	HOMETOWN (HIGH SCHOOL/PREVIOUS SCHOOL)
52	Madubuike, Justin	DL	6-3	304	Jr-2L	McKinney, TX (North)
56	Magee II, Keath	LB	6-0	225	Jr-2L	Houston, TX (Westfield)
41	Maldonado, Michael	DS	6-1	201	So-TR	Somerset, TX (Somerset/UTSA)
34	Mann, Braden	P/KO	5-11	195	Sr-3L	Houston, TX (Cypress Fair)
39	Marek, Brady	DB	6-0	165	So-SQ	Keller, TX (Keller)
15	Martin, Jeremiah	DL	6-5	244	So-1L	San Bernadino, CA (Cajon)
20	Mason, Reese	WR	6-1	204	Fr-RS	Magnolia, TX (Magnolia)
75	Matthews, Luke	OL	6-4	315	Fr-RS	Missouri City, TX (Elkins)
51	Mawad, Joseph	LB	6-2	238	So-SQ	Oyster Bay, NY (St. Dominic)
77	McCollum, Ryan	OL	6-5	305	Jr-2L	Spring, TX (Klein Oak)
89	Mellenbruch, Justin	FB	6-1	240	So-SQ	Austin, TX (Westlake)
95	Milam, Danny	DL	5-11	257	Jr-SQ	Douglasville, GA (New Manchester)
11	Mond, Kellen	QB	6-3	217	Jr-2L	San Antonio, TX (IMG Academy (Fla.))
65	Moore Jr., Dan	OL	6-5	325	Jr-2L	Beaumont, TX (West Brook)
17	Morris, Devin	DB	6-1	192	So-SQ	Caldwell, TX (Caldwell)
20	Okeke, Ikenna	LB	6-3	225	So-SQ	Smyrna, TN (Smyrna)
21	Oliver, Charles	DB	6-2	196	Sr-3L	Fairfield, TX (Fairfield)
80	Ondrusek, Tyler	TE	6-7	211	Fr-RS	Houston, TX (Westbury Christian)
9	O'Neal Jr., Leon	DB	6-1	210	So-1L	Cypress, TX (Cypress Springs)
41	Orebo, R.J.	DL	6-7	265	Fr-HS	Dayton, TX (Dayton)
39	Pagel, Jake	DS	6-2	227	So-SQ	Dallas, TX (Jesusit)
6	Paul, Roshauud	WR	6-0	180	Jr-2L	Bremond, TX (Bremond)
92	Peavy, Jayden	DL	6-6	290	Jr-2L	Bellaire, TX (Bellaire)
76	Prater, Colton	OL	6-4	298	Sr-3L	Bossier City, LA (Airline)
30	Prendergast, Cade	DB	6-3	190	So-SQ	Prosper, TX (Prosper)
5	Preston, Jalen	WR	6-2	214	Fr-RS	Marvel, TX (Marvel)
21	Prince, Deneric	RB	6-1	211	Fr-RS	Marvel, TX (Marvel)
11	Pryor, Larry	DB	6-0	211	Sr-3L	Sulphur Springs, TX (Sulphur Springs)
35	Reaves, Bladen	RB	5-10	196	Fr-HS	Atlanta, TX (Pleasant Grove)
71	Reed, Grayson	OL	6-5	305	So-1L	Cypress, TX (Cypress Creek)
29	Renfro, Debione	DB	6-2	198	Jr-2L	Pearland, TX (Pearland)
46	Renick, Ryan	TE	6-2	231	Jr-1L	Iola, TX (Iola/Kansas)
84	Reynolds, Moses	DB	6-2	187	Jr-SQ	San Antonio, TX (Jay)
25	Richardson, Cordarrion	RB	6-0	240	So-TR	Memphis, TN (Trezevant/UCF)
26	Richardson, Demani	DB	6-1	210	Fr-HS	Waxahachie, TX (Waxahachie)
38	Riethman, Drew	PLK	6-0	205	Jr-SQ	Ft. Worth, TX (Nolan Catholic)
64	Robinson, Layden	OL	6-4	314	Fr-HS	Marvel, TX (Marvel)
99	Rogers, Josh	DL	6-5	290	So-1L	Houston, TX (Christian)
13	Rogers, Kendrick	WR	6-4	204	Jr-2L	Frankston, TX (Frankston)
24	Russell, Chris	LB	6-2	220	Fr-HS	Dyersburg, TN (Dyersburg)
57	Rutledge, McCrae	LB	5-10	211	Jr-SQ	Uvalde, TX (Uvalde)
27	Sanders, A.J.	RB	5-10	205	Jr-SQ	The Woodlands, TX (College Park)
87	Scoggin, Tyler	TE	6-4	248	Fr-RS	Weatherford, TX (Weatherford)
47	Small, Seth	PLK	5-11	205	So-1L	Katy, TX (Katy)
17	Smith, Ainius	WR	5-10	193	Fr-HS	Sugar Land, TX (Ft. Bend Dulles)
32	Smith, Hunter	WR	6-3	203	Jr-SQ	Pearland, TX (Pearland)
24	Smith, Jake	QB	6-2	221	Fr-HS	Tyler, TX (Bishop Gorman)
61	Spann, Thomas	OL	6-5	300	So-TR	Mt. Pleasant, TX (Mt. Pleasant/Trinity Valley CC)
28	Spiller, Isaiah	RB	6-1	220	Fr-HS	Spring, TX (Klein Collins)
45	Stanley, Sam	FB	6-2	245	Jr-TR	Tomball, TX (Christian/Sam Houston St.)
19	Taylor, Colton	QB	6-3	205	Jr-SQ	Houston, TX (Memorial)
33	Taylor, Dylan	WR	6-4	207	Jr-TR	Seguin, TX (Seguin/Texas State)
58	Townsend, Garrett	DS	5-11	215	Fr-HS	Houston, TX (Cypress Christian)
53	Trainor, Blake	OL	6-7	330	Fr-HS	Hallsville, TX (Hallsville)
4	Tucker, Derrick	DB	6-1	195	Jr-2L	Marvel, TX (Marvel)
47	West, Ethan	WR	5-10	170	Fr-HS	Houston, TX (Stratford)
12	White, Braden	LB	5-11	225	Jr-2L	Florence, AL (Florence)
32	White Jr., Andre	LB	6-3	225	Fr-HS	Harrisburg, PA (Harrisburg)
25	Williams, Brian	DB	6-1	218	Fr-HS	Dallas, TX (Bishop Dunne)
40	Wilson, Tyree	DL	6-6	260	Fr-RS	New London, TX (West Rusk)
82	Wright, Dylan	WR	6-4	215	Fr-HS	Mesquite, TX (West Mesquite)
93	Wright, Max	DL	6-4	265	So-1L	Katy, TX (Katy Taylor)
85	Wydermyer, Jalen	TE	6-5	260	Fr-HS	Dickinson, TX (Dickinson)
13	Young, Erick	DB	6-1	212	Fr-HS	Richmond, TX (Ft. Bend Bush)
43	Zettler, Alex	DB	6-0	194	Fr-RS	West Jordan, UT (Brighton)

TEXAS A&M NUMERICAL ROSTER

NO.	PLAYER	POS.	HT	WT	CL-EXP	HOMETOWN (HIGH SCHOOL/PREVIOUS SCHOOL)
1	Davis, Quartney	WR	6-2	200	Jr-2L	Houston, TX (Langham Creek)
1	Johnson, Buddy	LB	6-2	228	Jr-2L	Dallas, TX (Kimball)
2	Ausbon, Jhamon	WR	6-2	218	Jr-2L	Houston, TX (IMG Academy (Fla))
2	Blades, Elijah	DB	6-2	185	Jr-TR	Pasadena, CA (Muir/Arizona Western)
3	Jackson, Vernon	RB	6-3	230	So-1L	Boling, TX (Boling)
3	Johnson, Tyree	DL	6-4	250	Fr-RS	Washington, DC (St. John's College)
4	Foster, James	QB	6-3	217	Fr-RS	Montgomery, AL (Lanier)
4	Tucker, Derrick	DB	6-1	195	Jr-2L	Marvel, TX (Marvel)
5	Brown III, Bobby	DL	6-4	325	So-1L	Arlington, TX (Lamar)
5	Preston, Jalen	WR	6-2	214	Fr-RS	Marvel, TX (Marvel)
6	Hunter, Derick	DL	6-4	295	Fr-HS	Ft. Myers, FL (Dunbar)
6	Paul, Roshauud	WR	6-0	180	Jr-2L	Bremond, TX (Bremond)
7	Corbin, Jashaun	RB	6-0	210	So-1L	Rockledge, FL (Rockledge)
8	Blumrick, Connor	QB	6-5	210	So-SQ	Pearland, TX (Pearland)
8	Leal, DeMarvin	DL	6-4	290	Fr-HS	San Antonio, TX (Judson)
9	Jones, Hezekiah	WR	5-11	189	Jr-2L	Stafford, TX (Stafford)
9	O'Neal Jr., Leon	DB	6-1	210	So-1L	Cypress, TX (Cypress Springs)
10	Calzada, Zach	QB	6-3	209	Fr-HS	Sugar Hill, GA (Lanier)
10	Jones, Myles	DB	6-4	185	Jr-2L	Magnolia, TX (West)
11	Mond, Kellen	QB	6-3	217	Jr-2L	San Antonio, TX (IMG Academy (Fla.))
11	Pryor, Larry	DB	6-0	211	Sr-3L	Sulphur Springs, TX (Sulphur Springs)
12	White, Braden	LB	5-11	225	Jr-2L	Florence, AL (Florence)
13	Rogers, Kendrick	WR	6-4	204	Jr-2L	Frankston, TX (Frankston)
13	Young, Erick	DB	6-1	212	Fr-HS	Richmond, TX (Ft. Bend Bush)
14	Buckley, Camron	WR	6-2	194	Jr-2L	Cedar Hill, TX (Cedar Hill)
14	Carper, Keldrick	DB	6-2	200	Jr-2L	Plain Dealing, LA (Plain Dealing)
15	Fernandes, Alex	QB	6-3	209	So-TR	Austin, TX (Vandegrift/UTEP)
15	Martin, Jeremiah	DL	6-5	244	So-1L	San Bernardino, CA (Cajon)
16	Johnson, Brian	DB	6-2	190	So-1L	Marvel, TX (Marvel)
16	Lane, Chase	WR	6-0	194	Fr-HS	Houston, TX (St. Pius X)
17	Morris, Devin	DB	6-1	192	So-SQ	Caldwell, TX (Caldwell)
17	Smith, Ainius	WR	5-10	193	Fr-HS	Sugar Land, TX (Ft. Bend Dulles)
18	Brown, Kam	WR	6-0	180	Fr-HS	Colleyville, TX (Heritage)
19	Hines III, Anthony	LB	6-3	226	So-1L	Plano, TX (East)
19	Taylor, Colton	QB	6-3	205	Jr-SQ	Houston, TX (Memorial)
20	Mason, Reese	WR	6-1	204	Fr-RS	Magnolia, TX (Magnolia)
20	Okeke, Ikenna	LB	6-3	225	So-SQ	Smyrna, TN (Smyrna)
21	Oliver, Charles	DB	6-2	196	Sr-3L	Fairfield, TX (Fairfield)
21	Prince, Deneric	RB	6-1	211	Fr-RS	Marvel, TX (Marvel)
22	Chatman, Clifford	DB	6-5	192	Jr-1L	New Orleans, LA (McDonogh 35)
23	Kibodi, Jacob	RB	6-2	218	So-1L	Baton Rouge, LA (Christian Life Academy)
23	Lee Jr., Tarian	LB	6-2	233	Fr-HS	Tallahassee, FL (Godby)
24	Russell, Chris	LB	6-2	220	Fr-HS	Dyersburg, TN (Dyersburg)
24	Smith, Jake	QB	6-2	221	Fr-HS	Tyler, TX (Bishop Gorman)
25	Richardson, Cordarrion	RB	6-0	240	So-TR	Memphis, TN (Trezevant/UCF)
25	Williams, Brian	DB	6-1	218	Fr-HS	Dallas, TX (Bishop Dunne)
26	Groff, Jacob	TE	6-2	200	So-SQ	San Antonio, TX (Churchill)
26	Richardson, Demani	DB	6-1	210	Fr-HS	Waxahachie, TX (Waxahachie)
27	Elam, Roney	DB	6-2	195	Sr-3L	Newton, TX (Newton)
27	Sanders, A.J.	RB	5-10	205	Jr-SQ	The Woodlands, TX (College Park)
28	Fuller, Travon	DB	6-1	174	Jr-2L	Athens, TX (Athens)
28	Spiller, Isaiah	RB	6-1	220	Fr-HS	Spring, TX (Klein Collins)
29	Bushland, Daniel	WR	6-0	190	Fr-RS	Austin, TX (St. Michael's Catholic Academy)
29	Renfro, Debione	DB	6-2	198	Jr-2L	Pearland, TX (Pearland)
30	Boykin, Andrew	WR	6-1	181	So-SQ	Austin, TX (Westlake)
30	Prendergast, Cade	DB	6-3	190	So-SQ	Prosper, TX (Prosper)
31	Britz, Reinard	QB	6-3	192	Fr-RS	Conroe, TX (Oak Ridge)
31	Johnson, Marquez	DB	5-10	200	Jr-SQ	Dallas, TX (Pinkston)
32	Smith, Hunter	WR	6-3	203	Jr-SQ	Pearland, TX (Pearland)
32	White Jr., Andre	LB	6-3	225	Fr-HS	Harrisburg, PA (Harrisburg)
33	Hansford, Aaron	LB	6-3	240	Jr-1L	Washington, D.C. (St. John's College)
33	Taylor, Dylan	WR	6-4	207	Jr-TR	Seguin, TX (Seguin/Texas State)
34	Barker, Noah	DB	6-0	181	So-SQ	Salado, TX (Salado)
34	Mann, Braden	P/KO	5-11	195	Sr-3L	Houston, TX (Cypress Fair)
35	Cuellar, Zachary	DB	5-10	175	Jr-SQ	San Antonio, TX (Churchill)
35	Reaves, Bladen	RB	5-10	196	Fr-HS	Atlanta, TX (Pleasant Grove)

NO.	PLAYER	POS.	HT	WT	CL-EXP	HOMETOWN (HIGH SCHOOL/PREVIOUS SCHOOL)
36	Brown, Ke'Shun	LB	6-1	230	Fr-HS	Montgomery, AL (Carver)
36	Davis, Caden	PLK	6-2	196	Fr-HS	Coppell, TX (Coppell)
37	Brobbery, Nigel	FB	6-2	230	Fr-HS	Arlington, TX (Mansfield Summit)
37	Howard, Mitchell	DL	6-1	254	Sr-SQ	Cypress, TX (Concordia Lutheran)
38	Hitchcock, Konnar	DB	5-8	174	So-SQ	Tyler, TX (Chapel Hill)
38	Riethman, Drew	PLK	6-0	205	Jr-SQ	Ft. Worth, TX (Nolan Catholic)
39	Marek, Brady	DB	6-0	165	So-SQ	Keller, TX (Keller)
39	Pagel, Jake	DS	6-2	227	So-SQ	Dallas, TX (Jesusit)
40	Choate, Connor	DS	6-1	203	Fr-RS	Coppell, TX (Coppell)
40	Wilson, Tyree	DL	6-6	260	Fr-RS	New London, TX (West Rusk)
41	Maldonado, Michael	DS	6-1	201	So-TR	Somerset, TX (Somerset/UTSA)
41	Orebo, R.J.	DL	6-7	265	Fr-HS	Dayton, TX (Dayton)
42	Azokytu, Ke'Undre	WR	6-0	190	Jr-SQ	Dallas, TX (Wilmer Hutchins)
42	Harry, Camron	TE	6-5	275	So-SQ	Katy, TX (Taylor)
43	Baldree, Cagan	FB	6-4	265	Jr-SQ	Carthage, TX (Carthage)
43	Zettler, Alex	DB	6-0	194	Fr-RS	West Jordan, UT (Brighton)
45	Bland, Logan	LB	6-0	230	Fr-HS	Goliad, TX (Goliad)
45	Stanley, Sam	FB	6-2	245	Jr-TR	Tomball, TX (Christian/Sam Houston St.)
46	Renick, Ryan	TE	6-2	231	Jr-1L	Iola, TX (Iola/Kansas)
47	Small, Seth	PLK	5-11	205	So-1L	Katy, TX (Katy)
47	West, Ethan	WR	5-10	170	Fr-HS	Houston, TX (Stratford)
48	Guerrieri, Alan	P/K	5-10	190	Fr-HS	College Station, TX (College Station)
51	Anderson, Riley	OL	6-5	304	Jr-SQ	Mineola, TX (Mineola)
51	Mawad, Joseph	LB	6-2	238	So-SQ	Oyster Bay, NY (St. Dominic)
52	Madubuike, Justin	DL	6-3	304	Jr-2L	McKinney, TX (North)
53	Locke, John	LB	6-2	210	Jr-SQ	Richmond, TX (Ft. Bend Travis)
53	Trainer, Blake	OL	6-7	330	Fr-HS	Hallsville, TX (Hallsville)
54	Green, Carson	OL	6-6	315	Jr-2L	Southlake, TX (Carroll)
55	Green, Kenyon	OL	6-4	330	Fr-HS	Humble, TX (Atascocita)
55	Jones, Adarious	DL	6-4	310	Fr-HS	Virginia Beach, VA (Bishop Sullivan)
56	Magee II, Keath	LB	6-0	225	Jr-2L	Houston, TX (Westfield)
57	Rutledge, McCrae	LB	5-10	211	Jr-SQ	Uvalde, TX (Uvalde)
58	Townsend, Garrett	DS	5-11	215	Fr-HS	Houston, TX (Cypress Christian)
60	Clement, Bart	OL	6-2	319	Fr-RS	Missouri City, TX (Ft. Bend Marshall)
61	Spenn, Thomas	OL	6-5	300	So-TR	Mt. Pleasant, TX (Mt. Pleasant/Trinity Valley CC)
62	Hall, Harrison	OL	6-1	266	Fr-HS	Dallas, TX (Highland Park)
63	Kobza, Braeden	OL	5-11	272	Fr-HS	Tomball, TX (Rosehill Christian)
64	Robinson, Layden	OL	6-4	314	Fr-HS	Marvel, TX (Marvel)
65	Moore Jr., Dan	OL	6-5	325	Jr-2L	Beaumont, TX (West Brook)
67	Gallagher, Galen	OL	6-4	296	Fr-RS	Orange Grove, TX (Orange Grove)
71	Reed, Grayson	OL	6-5	305	So-1L	Cypress, TX (Cypress Creek)
72	Blanton, Colten	OL	6-7	303	Fr-RS	Cypress, TX (Cy Ranch)
73	Hocker, Jared	OL	6-5	323	Jr-2L	North Richland Hills, TX (Birdville)
74	Diesch, Kellen	OL	6-6	298	Jr-1L	Trophy Club, TX (Byron Nelson)
75	Matthews, Luke	OL	6-4	315	Fr-RS	Missouri City, TX (Elkins)
76	Prater, Colton	OL	6-4	298	Sr-3L	Bossier City, LA (Airlie)
77	McCollum, Ryan	OL	6-5	305	Jr-2L	Spring, TX (Klein Oak)
79	Jenkins, Marcus "Tank"	OL	6-3	325	Fr-RS	Montgomery, AL (Park Crossing)
80	Ondrusek, Tyler	TE	6-7	211	Fr-RS	Houston, TX (Westbury Christian)
81	Chapman, Caleb	WR	6-5	214	Fr-RS	Friendswood, TX (Clear Brook)
82	Wright, Dylan	WR	6-4	215	Fr-HS	Mesquite, TX (West Mesquite)
83	Jackson, Kenyon	WR	6-6	200	Fr-HS	Loganville, GA (Grayson)
84	Reynolds, Moses	DB	6-2	187	Jr-SQ	San Antonio, TX (Jay)
85	Wydermyer, Jalen	TE	6-5	260	Fr-HS	Dickinson, TX (Dickinson)
86	Beal, Glenn	TE	6-5	265	So-1L	New Orleans, LA (John Curtis)
87	Scoggin, Tyler	TE	6-4	248	Fr-RS	Weatherford, TX (Weatherford)
88	Cupp, Baylor	TE	6-6	245	Fr-HS	Brock, TX (Brock)
89	Mellenbruch, Justin	FB	6-1	240	So-SQ	Austin, TX (Westlake)
91	Clemons, Micheal	DL	6-5	270	Jr-1L	Garland, TX (Sachse/Cisco (TX) JC)
92	Peewy, Jayden	DL	6-6	290	Jr-2L	Bellaire, TX (Bellaire)
93	Wright, Max	DL	6-4	265	So-1L	Katy, TX (Katy Taylor)
94	Higdon, Spencer	LB	6-2	223	So-SQ	San Antonio, TX (Christian)
95	Constantinou, Nik	P	6-0	190	Fr-HS	Melbourne, Australia (Penleigh & Essendon Grammar)
95	Milam, Danny	DL	5-11	257	Jr-SQ	Douglasville, GA (New Manchester)
99	Rogers, Josh	DL	6-5	290	So-1L	Houston, TX (Christian)

LAST 10 SINGLE GAME PERFORMANCES

10 OR MORE TACKLES GAME

PLAYER	DATE	OPP.	TACKLES
Donovan Wilson	Nov. 24, 2018	LSU	13
Otaro Alaka	Nov. 24, 2018	LSU	11
Debione Renfro	Nov. 24, 2018	LSU	10
Justin Madubuike	Nov. 24, 2018	LSU	10
Otaro Alaka	Nov. 10, 2018	Ole Miss	11
Donovan Wilson	Oct. 6, 2018	Kentucky	12
Otaro Alaka	Sep. 8, 2018	Clemson	10
Derrick Tucker	Dec. 29, 2017	N Wake Forest	12
Debione Renfro	Dec. 29, 2017	N Wake Forest	11
Armani Watts	Nov. 25, 2017	@ LSU	11
Derrick Tucker	Nov. 25, 2017	@ LSU	10
Tyrel Dodson	Nov. 25, 2017	@ LSU	10

300-YARD PASSING GAME

PLAYER	DATE	OPP.	PASS YDS
Kellen Mond	Sep. 14, 2019	Lamar	317
Kellen Mond	Oct. 13, 2018	@ South Carolina	353
Kellen Mond	Sep. 8, 2018	Clemson	430
Nick Starkel	Dec. 29, 2017	N Wake Forest	499
Nick Starkel	Nov. 11, 2017	New Mexico	416
Kellen Mond	Sep. 16, 2017	Louisiana	301
Trevor Knight	Dec. 28, 2016	N Kansas State	310
Trevor Knight	Sep. 10, 2016	Prairie View A&M	344
Jake Hubenak	Dec. 30, 2015	N Louisville	307
Kyle Allen	Nov. 21, 2015	@ Vanderbilt	336

100-YARD RUSHING GAME

PLAYER	DATE	OPP.	RUSH YDS
Isaiah Spiller	Sep. 14, 2019	Lamar	116
Isaiah Spiller	Aug. 29, 2019	Texas State	106
Jashaun Corbin	Aug. 29, 2019	Texas State	103
Trayveon Williams	Dec. 31, 2018	N NC State	241
Trayveon Williams	Nov. 24, 2018	LSU	198
Trayveon Williams	Nov. 17, 2018	UAB	167
Trayveon Williams	Nov. 10, 2018	Ole Miss	228
Trayveon Williams	Nov. 3, 2018	@ Auburn	107
Trayveon Williams	Oct. 6, 2018	Kentucky	138
Trayveon Williams	Sep. 29, 2018	N Arkansas	153

100-YARD RECEIVING GAME

PLAYER	DATE	OPP.	REC YDS
Jhamon Ausbon	Sep. 14, 2019	Lamar	109
Quartney Davis	Nov. 24, 2018	LSU	101
Jace Sternberger	Oct. 13, 2018	@ South Carolina	145
Quartney Davis	Oct. 13, 2018	@ South Carolina	127
Kendrick Rogers	Sep. 8, 2018	Clemson	120
Christian Kirk	Dec. 29, 2017	N Wake Forest	189
Jhamon Ausbon	Dec. 29, 2017	N Wake Forest	112
Damion Ratley	Nov. 18, 2017	@ Ole Miss	111
Roshaud Paul	Nov. 11, 2017	New Mexico	129
Christian Kirk	Nov. 11, 2017	New Mexico	120

10 OR MORE RECEPTIONS GAME

PLAYER	DATE	OPP.	REC
Christian Kirk	Dec. 29, 2017	N Wake Forest	13
Jhamon Ausbon	Dec. 29, 2017	N Wake Forest	12
Josh Reynolds	Dec. 28, 2016	N Kansas State	12
Christian Kirk	Oct. 1, 2016	@ South Carolina	12
Christian Kirk	Dec. 30, 2015	N Louisville	10
Josh Reynolds	Dec. 30, 2015	N Louisville	11
Speedy Noil	Oct. 11, 2014	Ole Miss	11
Ricky Seals-Jones	Oct. 4, 2014	@ Mississippi State	10
Malcome Kennedy	Aug. 28, 2014	@ South Carolina	14
Mike Evans	Oct. 19, 2013	Auburn	11

200-YARD ALL-PURPOSE GAME

PLAYER	DATE	OPP.	A-P YDS
Trayveon Williams	Dec. 31, 2018	N NC State	241
Trayveon Williams	Nov. 10, 2018	Ole Miss	243
Trayveon Williams	Oct. 6, 2018	Kentucky	210
Trayveon Williams	Aug. 30, 2018	Northwestern State	242
Christian Kirk	Dec. 29, 2017	N Wake Forest	219
Christian Kirk	Nov. 11, 2017	New Mexico	210
Trayveon Williams	Nov. 4, 2017	Auburn	233
Christian Kirk	Sep. 23, 2017	N Arkansas	246
Trayveon Williams	Sep. 3, 2017	UCLA	203
Christian Kirk	Nov. 24, 2016	LSU	212

INDIVIDUAL SEASON & CAREER HIGHS

OFFENSE

#2 - Jhamon Ausbon

7 at Clemson **Rec.** 12 vs. Wake Forest, 2017
109 vs. Texas State **Rec. Yds** 112 vs. Wake Forest, 2017
1, 2x, last vs. Lamar **Rec. TDs** 1, 5x, last vs. Lamar, 2019
40 vs. Texas State **Long Play** 40 vs. Texas State, 2019

#86 - Glenn Beal

2 vs. Texas State **Rec.** 2 vs. Texas State, 2019
10 vs. Texas State **Rec. Yds** 10 vs. Texas State, 2019
5 vs. Texas State **Long Play** 5 vs. Texas State, 2019

#14 - Camron Buckley

4 vs. Lamar **Rec.** 4, 2x, last vs. Lamar, 2019
60 vs. Lamar **Rec. Yds** 93 vs. Clemson, 2018
n/a **Rec. TDs** 1 four times
27 vs. Lamar **Long Play** 70 vs. Mississippi St., 2017

#1 - Quartney Davis

6 vs. Texas State **Rec.** 9 at South Carolina, 2018
85 vs. Texas State **Rec. Yds** 127 at S. Carolina, 2018
1 vs. Texas State **Rec. TDs** 2 two times
29 vs. Texas State **Long Play** 37 vs. UAB, 2018

#6 - Roshauud Paul

1 vs. Texas State **Rec.** 7 vs. New Mexico, 2017
11 vs. Texas State **Rec. Yds** 129 vs. New Mexico, 2017
11 vs. Texas State **Long Play** 46 vs. New Mexico, 2018

#13 - Kendrick Rogers

6, 2x, last vs. Lamar **Rec.** 7 vs. Clemson, 2018
83 vs. Lamar **Rec. Yds** 120 vs. Clemson, 2018
n/a **Rec. TDs** 2 two times
22 vs. Lamar **Long Play** 30 vs. Clemson

#17 - Ainius Smith

..... **Rec.** 6 vs. Lamar, 2019
..... **Rec. Yds** 66 vs. Lamar, 2019
..... **Rec. TDs** 1 vs. Lamar, 2019
..... **Long Play** 20 vs. Lamar, 2019

#85 - Jalen Wydermyer

..... **Rec.** 1, 3x, last vs. Lamar, 2019
..... **Rec. Yds** 25 vs. Lamar, 2019
..... **Rec. TDs** 1, 2x, last vs. Lamar, 2019
..... **Long Play** 25 vs. Lamar, 2019

#23 - Jacob Kibodi

11 vs. Lamar **Rushes** 11 vs. Lamar, 2019
45 vs. Lamar **Rush Yds** 101 vs. Louisiana, 2017
11 vs. Lamar **Long Rush** 67 vs. Louisiana, 2017
1 vs. Lamar **Rush TD** 1 vs. Lamar, 2019

#28 - Isaiah Spiller

..... **Rushes** ... 7, 2x, last at Clemson, 2019
..... **Rush Yds** 106 vs. Texas State, 2019
..... **Long Play** 85 vs. Texas State, 2019

#11 - Kellen Mond

24 at Clemson **Comp** 25 at South Carolina, 2018
42 at Clemson **Att.** 49 vs. LSU, 2018
317 vs. Lamar **Pass. Yds** 430 vs. Clemson, 2018
3 vs. Texas State **Pass. TDs** 6 vs. LSU, 2018
40 vs. Texas State **Long Pass** 81 vs. Louisiana, 2017
5, 2x, last at Clemson **Rushes** 20 vs. LSU, 2018
25, 2x, last vs. Lamar **Rush Yds** 109 vs. Arkansas, 2017
12 vs. Lamar **Long Rush** 79 vs. Arkansas, 2017
1, 2x, last vs. Lamar **Rush TD** 2 vs. ULM, 2018

#10 - Zach Calzada

..... **Comp** 4, 2x, last vs. Lamar, 2019
..... **Att.** 9 vs. Texas State, 2019
..... **Pass. Yds** 68 vs. Lamar, 2019
..... **Long Pass** 25 vs. Lamar, 2019
..... **Pass TD** 2 vs. Lamar, 2019

DEFENSE

#2 - Elijah Blades

..... **Tackles** 4 at Clemson, 2019
..... **TFL** ... 1.0, 2x, last at Clemson, 2019
..... **Sacks** 1.0 at Clemson, 2019

#5 - Bobby Brown III

1, 2x, last vs. Lamar **Tackles** 2 vs. UAB, 2018
n/a **TFL** 1.0 at South Carolina, 2018
n/a **QBH** 1 vs. Arkansas, 2018
1 vs. Lamar **Block** 1 vs. Lamar, 2019

#14 - Keldrick Carper

4 at Clemson **Tackles** 6 two times

#22 - Clifford Chattman

3 vs. Texas State **Tackles** ... 4 vs. New Mexico St., 2016

#91 - Micheal Clemons

2, 2x, last vs. Lamar **Tackles** 5 vs. New Mexico, 2017
0.5 vs. Texas State **TFL** 1.0 two times
n/a **Sacks** 0.5 two times
1 at Clemson **QBH** 1 at Clemson, 2019

#27 - Roney Elam

5 vs. Texas State **Tackles** 7 vs. NC State, 2018
1.0 vs. Texas State **TFL** 1.0 vs. Texas State, 2019
1.0 vs. Texas State **Sacks** 1.0 vs. Texas State, 2019
1, 2x, last at Clemson **INT** 1, 2x, last at Clemson, 2019

#28 - Travon Fuller

2 vs. Texas State **Tackles** ... 3 vs. Northwestern St., 2018
1.0 vs. Lamar **TFL** 1.0 vs. Lamar, 2019

#19 - Anthony Hines III

5 at Clemson **Tackles** 7 vs. Auburn, 2017
0.5 vs. Texas State **TFL** 2.0 two times
n/a **Sacks** 1.0 three times
1 vs. Lamar **QBH** 1 vs. Lamar, 2019

#16 - Brian Johnson

1 at Clemson **Tackles** 2 vs. UAB, 2018
n/a **TFL** 1.0 vs. UAB, 2018

#1 - Buddy Johnson

7 vs. Texas State **Tackles** 9 at LSU, 2017
1.5 vs. Texas State **TFL** 1.5 three times
n/a **Sacks** 1.0 at LSU, 2017

#3 - Tyree Johnson

7 at Clemson **Tackles** 7 at Clemson, 2019
2.0 at Clemson **TFL** 2.0 at Clemson, 2019
1.0 at Clemson **Sacks** 1.0, 2x, last at Clemson, 2019
1 vs. Lamar **QBH** 1 vs. Lamar, 2019

#10 - Myles Jones

3 at Clemson **Tackles** 9, vs. Wake Forest, 2017
1.0 at Clemson **TFL** 1.0 at Clemson, 2019
2 vs. Texas State **INT** 2 vs. Texas State, 2019
2 at Clemson **PBU** 3 vs. New Mexico, 2017

#52 - Justin Madubiike

3 vs. Texas State **Tackles** 10 vs. LSU, 2018
1.0, 2x, last at Clemson **TFL** 2.0 three times
n/a **Sacks** 1.0 four times
2 vs. Texas State **QBH** 2, 2x, last vs. Texas St., 2019

#56 - Keeath Magee II

2 vs. Texas State **Tackles** 3 two times
n/a **TFL** 0.5 vs. NC State, 2018

#15 - Jeremiah Martin

1, 2x, last vs. Lamar **Tackles** 1, 3x, last vs. Lamar, 2019
1.0 vs. Lamar **TFL** 1.0 vs. Lamar, 2019
2 vs. Lamar **QBH** 2 vs. Lamar, 2019

#20 - Ikenna Okeke

1 vs. Texas State **Tackles** 3 at LSU, 2017

#21 - Charles Oliver

3 at Clemson **Tackles** 6 two times
n/a **TFL** 1.0 five times
n/a **Sacks** 1.0 at UCLA, 2017
1 vs. Lamar **PBU** 2 two times

#9 - Leon O'Neal, Jr.

5 at Clemson **Tackles** 6 vs. NC State
1.0 vs. Texas State **TFL** ... 1.0, 3x, last vs. Texas St., 2019
n/a **PBU** 1 vs. NC State
1 vs. Texas State **INT** 1, 2x, last vs. Texas St., 2019

#92 - Jayden Peevy

3, 2x, last at Clemson **Tackles** 6 vs. New Mexico, 2017
1.5 vs. Texas State **TFL** 1.5 vs. Texas State, 2019
1.0 vs. Texas State **Sacks** 1.0 vs. Texas State, 2019

#11 - Larry Pryor

3 vs. Lamar **Tackles** 9 twice
n/a **TFL** 1.0 twice
n/a **Sacks** 1.0 at Auburn, 2018
1 vs. Texas State **PBU** 1 vs. Texas State, 2019

#29 - Debione Renfro

5 vs. Lamar **Tackles** 11, vs. Wake Forest 2017
2.0 vs. Lamar **TFL** 2.0 vs. Lamar, 2019
n/a **Sacks** 1.0 vs. LSU, 2018
n/a **PBU** 1 ten times

#26 - Demani Richardson

8 at Clemson **Tackles** 8 at Clemson, 2019

#99 - Josh Rogers

3 vs. Lamar **Tackles** 3 vs. Lamar, 2019
1.0 vs. Lamar **TFL** 1.0 vs. Lamar, 2019

#58 - Braden White

1, 2x, last vs. Lamar **Tackles** 4 vs. New Mexico, 2017
1 vs. Lamar **QBH** 1 vs. Lamar, 2019

#40 - Tyree Wilson

..... **Tackles** 4 vs. Texas State, 2019
..... **TFL** 1.0, 2x, last vs. Lamar, 2019
..... **Sacks** 1.0 vs. Texas State, 2019

SPECIAL TEAMS

#34 - Braden Mann

n/a **Touchbacks** 8 vs. New Mexico St., 2016
44.8 at Clemson **Punt Avg.** 60.80 at Alabama, 2018
60 at Clemson **Long Punt** 82 vs. Kentucky, 2018

#47 - Seth Small

2 vs. Texas State **FG Made** 4 at S. Carolina, 2018
32 at Clemson **Long FG** 52 at S. Carolina, 2018

#6 - Roshauud Paul

2 vs. Texas State **Punt Returns** 4 vs. Kentucky, 2018
13 vs. Texas State **Return Yds** 65 vs. Kentucky, 2018
12 vs. Texas State **Long Return** 43 vs. Kentucky, 2018

2019 TEXAS A&M FOOTBALL STATISTICS

SCHEDULE / RESULTS / RECORD BREAKDOWN

Date	Opponent	Score	Overall	SEC	Start	Time	Temp	Attend
Thu Aug 29	TEXAS STATE	W 41-7	1-0	0-0	7:30 PM	3:13	93°	98,016
Sat Sep 7	#1 Clemson	L 10-24	1-1	0-0	2:30 PM	3:36	94°	81,500
Sat Sep 14	LAMAR	W 62-3	2-1	0-0	6:00 PM	3:19	94°	97,195
Sat Sep 21 * AUBURN								
Sat Sep 28 * vs Arkansas /								
Sat Oct 12 * ALABAMA								
Sat Oct 19 * at Ole Miss								
Sat Oct 26 * MISSISSIPPI STATE								
Sat Nov 2 * UTSA								
Sat Nov 16 * SOUTH CAROLINA								
Sat Nov 23 at Georgia								
Sat Nov 30 * at LSU								

* - SEC Game / / - at AT&T Stadium (Arlington, Texas)
 Rankings reflected as AP/USA Today ranking at time of the game

2019 UNDER FISHER SEASON

Overall.....	2-1.....	11-5
Home	2-0	8-1
Away	0-1.....	1-4
Neutral.....	0-0	2-0
SEC.....	0-0	5-3
Non-Conference	2-1.....	6-2
Overtime.....	0-0	0-0
Day	0-1.....	3-3
Night	2-0	8-2
Televised	2-1.....	11-5
Non-Televised.....	0-0	0-0
vs Top 25.....	0-1.....	3-3
vs Top 15.....	0-1.....	2-3
vs Top 10	0-1.....	1-3
vs Top 5	0-1.....	0-3
Scores First.....	2-1.....	10-3
Opponent Scores First	0-0	1-2
Leading after 1st Qtr.....	2-0	9-0
Trailing after 1st Qtr.....	0-0	1-4
Tied after 1st Qtr	0-1.....	1-1
Leading at Half	2-0	9-2
Trailing at Half	0-1.....	0-3
Tied at Half	0-0	2-0
Leading after 3rd Qtr.....	2-0	8-1
Trailing after 3rd Qtr.....	0-1.....	0-4
Tied after 3rd Qtr	0-0	3-0
Wins Coin Toss.....	0-0	4-1
Loses Coin Toss.....	2-1.....	7-4
Natural Grass.....	2-1.....	10-5
Artificial Surface.....	0-0	1-0

TEAM STATISTICS

	A&M	OPPONENT
SCORING	113	34
Points Per Game	37.7	11.3
FIRST DOWNS	75	50
Rushing	29	17
Passing.....	42	26
Penalty	4	7
RUSHING YARDAGE	522	263
Yards gained rushing.....	563	335
Yards lost rushing.....	41	72
Rushing Attempts	97	77
Average Per Rush.....	5.4	3.4
Average Per Game.....	174.0	87.7
TDs Rushing.....	7	2
PASSING YARDAGE	878	554
Comp-Att-Int	73-119-3	63-107-5
Average Per Pass	7.4	5.2
Average Per Catch.....	12.0	8.8
Average Per Game.....	292.7	184.7
TDs Passing	7	2
TOTAL OFFENSE	1400	817
Total Plays	216	184
Average Per Play	6.5	4.4
Average Per Game.....	466.7	272.3
KICK RETURNS: #-Yards	2-35 (17.5)	5-94 (18.8)
PUNT RETURNS: #-Yards	6-120 (20.0)	3-13 (4.3)
INT RETURNS: #-Yards	5-57	3-24
FUMBLES-LOST	4-3	1-1
PENALTIES-Yards	19-168	12-96
Average Per Game.....	56.0	32.0
PUNTS-Yards	10-434	21-820
Average Per Punt	43.4	39.0
TIME OF POSSESSION/Game	34:14	25:46
3RD-DOWN Conversions	16-36 (44%)	10-40 (25%)
4TH-DOWN Conversions	4-4 (100%)	0-0 (0%)
SACKS BY-Yards	5-44	3-20
FIELD GOALS-ATTEMPTS	5-5	2-4
ON-SIDE KICKS	0-0	0-0
RED-ZONE SCORES	(16-19) 84%	(4-5) 80%
RED-ZONE TOUCHDOWNS	(11-19) 58%	(2-5) 40%
PAT-ATTEMPTS	(14-14) 100%	(4-4) 100%
ATTENDANCE AVG	97,606	81,500

SCORE BY QUARTERS

	1st	2nd	3rd	4th	OT	Total
Texas A&M	27	31	24	31	-	116
Opponents	0	17	10	7	-	34

TEAM COMPARISON GAME-BY-GAME

	Date	Opponent	Score	FIRST DOWNS			Pen	RUSHING Number-Yards	PASSING		TOTAL OFFENSE Plays-Yards	Return Yds	Turnovers
				Total	Rush	Pass			Comp	Att-Int			
AUG	29	TEXAS STATE	41-7	22/15	10/2	11/12	1/1	36-246/15-8	23-36-1/29-46-4	232/211	72-478/61-219	89/79	2/4
SEPT	7	at Clemson	10-24	18/26	6/11	11/11	1/4	27-53/33-121	24-42-1/24-35-1	236/268	69-289/68-389	0/26	2/1
	14	LAMAR	62-3	35/9	13/4	20/3	2/2	34-223/29-134	26-41-1/10-26-0	410/75	75-633/55-209	131/26	2/1
	21	AUBURN											
	28	vs Arkansas											
OCT	12	ALABAMA											
	19	at Ole Miss											
	26	MISSISSIPPI STATE											
NOV	2	UTSA											
	16	SOUTH CAROLINA											
	23	at Georgia											
	30	at LSU											
TOTALS			113-34	75/50	29/17	42/26	4/7	97-522/77-263	73-119-3/63-107-5878/554	216-1400/184-817	220/131	6/6	

	Date	Opponent	3rd Down Conversions	4th Down Conversions	Time of Possession	TOP Margin	Avg Yds/Rush	Avg Yds/Pass	Avg Yds/Play	Punting Number-Avg	Penalties Number-Yards
SEPT	7	at Clemson	6-16/3-9	2-2/0-0	32:36/27:24	5:12	2.0/3.7	5.6/7.7	4.2/5.7	6-44.8/4-42.2	9-85/4-30
	14	LAMAR	4-9/1-16	2-2/0-0	34:19/25:41	8:38	6.6/4.6	10.0/2.9	8.4/3.8	1-35.0/10-40.2	7-53/4-42
	21	AUBURN									
	28	vs Arkansas									
OCT	12	ALABAMA									
	19	at Ole Miss									
	26	MISSISSIPPI STATE									
NOV	2	UTSA									
	16	SOUTH CAROLINA									
	23	at Georgia									
	30	at LSU									
TOTALS			16-36/10-40	4-4/0-0	102:41/77:19	25:22	5.4/3.4	7.4/5.2	6.5/4.4	10-43.4/21-39.0	168/96

numbers formatted in team/opponent format

TEXAS A&M INDIVIDUAL STATISTICS

RUSHING

	GP	Att	Gain	Loss	Net	Avg	TD	Long	Avg/G
28 Isaiah Spiller	3	28	259	13	246	8.8	2	85	82.0
7 Jashaun Corbin	2	35	137	0	137	3.9	1	20	68.5
10 Kellen Mond	3	14	69	18	51	3.6	2	12	17.0
23 Jacob Kibodi	2	11	47	2	45	4.1	1	11	22.5
25 C Richardson	2	4	34	0	34	8.5	1	13	17.0
4 James Foster	1	2	17	0	17	8.5	0	11	17.0
10 Zach Calzada	2	1	0	2	-2	-2.0	0	0	-1.0
TOTAL	3	97	563	41	522	5.4	7	85	174.0
OPPONENTS	3	77	323	72	251	3.3	2	44	83.7

RECEIVING

	GP	No.	Yds	Avg	TD	Long	Avg/G
2 Jhamon Ausbon	3	17	253	14.9	2	40	84.3
13 Kendrick Rogers	3	13	155	11.9	0	22	51.7
1 Quartney Davis	2	11	144	13.1	1	29	72.0
17 Ainius Smith	2	6	66	11.0	1	20	33.0
7 Jashaun Corbin	2	6	16	2.7	1	5	8.0
14 Camron Buckley	3	5	80	16.0	0	27	26.7
28 Isaiah Spiller	3	4	43	10.8	0	16	14.3
85 Jalen Wydermyer	3	3	36	12.0	2	25	12.0
5 Jalen Preston	3	3	36	12.0	0	18	12.0
86 Glenn Beal	3	3	19	6.3	0	9	6.3
46 Ryan Renick	1	1	19	19.0	0	19	19.0
6 Roshauud Paul	3	1	11	11.0	0	11	3.7
TOTAL	3	73	878	12.0	7	40	292.7
OPPONENTS	3	63	554	8.8	2	30	184.7

PASSING

	GP	Effic	Comp-Att-Int	Pct	Yds	TD	Lng	Avg/G
11 Kellen Mond	3	140.46	63-97-3	64.9	747	5	40	249.0
10 Zach Calzada	2	138.26	8-17-0	47.1	106	2	25	53.0
4 James Foster	1	82.00	2-5-0	40.0	25	0	19	25.0
TOTAL	3	137.69	73-119-3	61.3	878	7	40	292.7
OPPONENTS	3	99.19	63-107-5	58.9	554	2	30	184.7

TOTAL OFFENSE

	GP	Plays	Rush	Pass	Total	Avg/G
11 Kellen Mond	3	111	51	747	798	266.0
28 Isaiah Spiller	3	28	246	0	246	82.0
7 Jashaun Corbin	2	35	137	0	137	68.5
10 Zach Calzada	2	18	-2	106	104	52.0
23 Jacob Kibodi	2	11	45	0	45	22.5
4 James Foster	1	7	17	25	42	42.0
25 C Richardson	2	4	34	0	34	17.0
TOTAL	3	216	522	878	1400	466.7
OPPONENTS	3	184	251	554	805	268.3

TEXAS A&M INDIVIDUAL STATISTICS

ALL-PURPOSE

	G	Rush	Rec	PR	KOR	IR	Tot	Avg/G
28 Isaiah Spiller	3	246	43	0	0	0	289	96.3
2 Jhamon Ausbon	3	0	253	0	0	0	253	84.3
7 Jashaun Corbin	2	137	16	0	19	0	172	86.0
13 Kendrick Rogers	3	0	155	0	0	0	155	51.7
1 Quartney Davis	2	0	144	0	0	0	144	72.0
6 Roshaud Paul	3	0	11	120	0	0	131	43.7
17 Ainius Smith	2	0	66	0	16	0	82	41.0
14 Camron Buckley	3	0	80	0	0	0	80	26.7
11 Kellen Mond	3	51	0	0	0	0	51	17.0
23 Jacob Kibodi	2	45	0	0	0	0	45	22.5
85 Jalen Wydermyer	3	0	36	0	0	0	36	12.0
5 Jalen Preston	3	0	36	0	0	0	36	12.0
25 C Richardson	2	34	0	0	0	0	34	17.0
10 Myles Jones	3	0	0	0	0	33	33	11.0
27 Roney Elam	3	0	0	0	0	24	24	8.0
46 Ryan Renick	1	0	19	0	0	0	19	19.0
86 Glenn Beal	3	0	19	0	0	0	19	6.3
4 James Foster	1	17	0	0	0	0	17	17.0
10 Zach Calzada	2	-2	0	0	0	0	-2	-1.0
TOTAL	3	522	878	120	35	57	1612	537.3
OPPONENTS	3	251	554	13	94	24	936	312.0

FIELD GOALS

	FGM-FGA	Pct	01-19	20-29	30-39	40-49	50-99	Lg	Blk
47 Seth Small	5-5	100.0	0-0	3-3	2-2	0-0	0-0	32	0
TOTAL	5-5	100.0	0-0	3-3	2-2	0-0	0-0	32	0

FG SEQUENCE	TEXAS A&M	OPPONENTS
TEXAS STATE	(22),(26)	-
at Clemson	(32)	47,(29)
LAMAR	(21),(31)	*22,(32)
AUBURN		
vs Arkansas		
ALABAMA		
at Ole Miss		
MISSISSIPPI STATE		
UTSA		
SOUTH CAROLINA		
at Georgia		
at LSU		

Numbers in (parentheses) indicate field goal was made. * blocked

PUNTING

	No.	Yds	Avg	Long	TB	FC	I20	50+	Blkd
34 Braden Mann	10	434	43.4	60	0	3	6	3	0
TOTAL	10	434	43.4	60	0	3	6	3	0
OPPONENTS	21	820	39.0	65	1	9	3	1	0

KICKOFFS

	No.	Yds	Avg	TB	OB	Retn	Net	YdLn
34 Braden Mann	19	1205	63.4	14	0			
38 Drew Riethman	3	195	65.0	2	0			
TOTAL	22	1400	63.6	16	0	94	41.2	23
OPPONENTS	9	582	64.7	6	1	35	44.1	20

SCORING

	TD	FGs	PATs				DXP	Saf	Points
			Kick	Rush	Rcv	Pass			
47 Seth Small	0	5-5	14-14	0-0	0	0-0	0	0	29
85 Jalen Wydermyer	2	0-0	0-0	0-0	0	0-0	0	0	12
11 Kellen Mond	2	0-0	0-0	0-0	0	0-0	0	0	12
28 Isaiah Spiller	2	0-0	0-0	0-0	0	0-0	0	0	12
2 Jhamon Ausbon	2	0-0	0-0	0-0	0	0-0	0	0	12
7 Jashaun Corbin	2	0-0	0-0	0-0	0	0-0	0	0	12
1 Quartney Davis	1	0-0	0-0	0-0	0	0-0	0	0	6
23 Jacob Kibodi	1	0-0	0-0	0-0	0	0-0	0	0	6
17 Ainius Smith	1	0-0	0-0	0-0	0	0-0	0	0	6
25 C Richardson	1	0-0	0-0	0-0	0	0-0	0	0	6
TOTAL	14	5-5	14-14	0-0	0	0-0	0	0	113
OPPONENTS	4	2-4	4-4	0-0	0	0-0	0	0	34

INTERCEPTIONS

	No.	Yds	Avg	TD	Long
10 Myles Jones	2	33	16.5	0	19
27 Roney Elam	2	24	12.0	0	24
9 Leon O'Neal Jr.	1	0	0.0	0	0
TOTAL	5	57	11.4	0	24
OPPONENTS	3	24	8.0	0	13

PUNT RETURNS

	No.	Yds	Avg	TD	Long
6 Roshaud Paul	6	120	20.0	0	41
TOTAL	6	120	20.0	0	41
OPPONENTS	3	13	4.3	0	9

KICK RETURNS

	No.	Yds	Avg	TD	Long
7 Jashaun Corbin	1	19	19.0	0	19
17 Ainius Smith	1	16	16.0	0	16
TOTAL	2	35	17.5	0	19
OPPONENTS	5	94	18.8	0	25

FUMBLE RETURNS

	No.	Yds	Avg	TD	Long
21 Charles Oliver	1	8	8.0	0	8
TOTAL	1	8	8.0	0	8
OPPONENTS	0	0	0.0	0	0

TEXAS A&M DEFENSIVE STATISTICS

	GP	Tackles			TFL/Yds	Sacks		Pass Def			Fumbles		Blkd Kick	Saf
		Solo	Ast	Total		No-Yds	Int-Yds	BrUp	QBH	Rcv-Yds	FF			
1 Buddy Johnson	3	7	7	14	2.5-8	
26 Demani Richardson	3	8	3	11	
19 Anthony Hines III	3	9	2	11	0.5-1	.	.	.	1	
9 Leon O'Neal Jr.	3	9	.	9	1.0-2	.	1-0	
27 Roney Elam	3	7	1	8	1.0-5	1.0-5	2-24	2	
3 Tyree Johnson	3	7	1	8	2.0-7	1.0-6	.	.	1	
40 Tyree Wilson	2	5	2	7	2.0-13	1.0-10	
10 Myles Jones	3	5	1	6	1.0-1	.	2-33	2	
2 Elijah Blades	2	6	.	6	2.0-19	1.0-16	
14 Keldrick Carper	3	4	2	6	
92 Jayden Peevy	2	2	4	6	1.5-8	1.0-7	
21 Charles Oliver	3	5	1	6	.	.	.	1	.	1-8	.	.	.	
52 J. Madubuike	3	1	5	6	2.0-4	.	.	1	2	
32 Andre White Jr.	3	1	4	5	
91 Micheal Clemons	3	2	3	5	0.5-0	.	.	.	1	
22 Clifford Chattman	3	3	2	5	
11 Larry Pryor	3	3	2	5	.	.	.	1	.	.	1	.	.	
29 Debione Renfro	1	4	1	5	2.0-4	
28 Travon Fuller	3	2	2	4	1.0-4	
99 Josh Rogers	3	2	1	3	1.0-1	
15 Jeremiah Martin	3	2	.	2	1.0-3	.	.	.	2	
5 Bobby Brown III	3	1	1	2	1	.	
56 Keeath Magee II	1	1	1	2	
12 Braden White	3	1	1	2	1	
4 Derrick Tucker	3	1	1	2	
16 Brian Johnson	3	1	.	1	
8 DeMarvin Leal	3	.	1	1	1	
20 Ikenna Okeke	3	.	1	1	
7 Jashaun Corbin	2	1	.	1	
93 Max Wright	2	1	.	1	
33 Aaron Hansford	3	1	.	1	1	
55 Adarious Jones	3	.	1	1	1	
84 Moses Reynolds	2	.	1	1	
TOTAL	3	102	52	154	21-80	5-44	5-57	7	11	1-8	1	1	.	
OPPONENTS	3	90	126	216	9.0-35	3-20	3-24	13	10	3-0	3	.	.	

LEADERS

SOLO TACKLES

19 A Hines III	9
9 L O'neal Jr.	9
26 D Richardson	8
1 B Johnson	7
27 R Elam	7
3 T Johnson	7

ASSISTED TACKLES

1 B Johnson	7
52 J Madubuike	5
92 J Peevy	4
32 A White Jr.	4
26 D Richardson	3
91 M Clemons	3

TACKLES FOR LOSS/YDS

1 B Johnson	2.5/8
2 E Blade	2.0/19
40 T Wilson	2.0/13
9 T Johnson	2.0/7
(2 tied)	2.0/4

QB SACKS/YDS

2 E Blades	1.0/16
40 T Wilson	1.0/10
92 J Peevy	1.0/7
3 T Johnson	1.0/6
27 R Elam	1.0/5

SPECIAL TEAMS TACKLES

40 T Wilson	2
28 T Fuller	2
(6 Tied)	1

PARTICIPATION CHART

Name	GP/GS	TXST	CLEM	LAMAR	AUB	ARK	BAMA	OM	MSU	UTSA	SC	UGA	LSU
51 Riley Anderson	2/-	XXX	...	XXX									
2 Jhamon Ausbon	3/3	START	START	START									
43 Cagan Baldree	3/1	XXX	XXX	START									
86 Glenn Beal	3/2	XXX	START	START									
2 Elijah Blades	2/-	XXX	XXX	...									
18 Kam Brown	1/-	XXX									
14 Camron Buckley	3/1	START	XXX	XXX									
10 Zach Calzada	2/-	XXX	...	XXX									
14 Keldrick Carper	3/-	XXX	XXX	XXX									
81 Caleb Chapman	3/1	START	XXX	XXX									
22 C. Chattman	3/-	XXX	XXX	XXX									
40 Connor Choate	3/-	XXX	XXX	XXX									
60 Barton Clement	2/-	XXX	...	XXX									
91 Micheal Clemons	3/3	START	START	START									
7 Jashaun Corbin	2/2	START	START	...									
1 Quartney Davis	2/2	START	START	...									
74 Kellen Diesch	3/-	XXX	XXX	XXX									
27 Roney Elam	3/3	START	START	START									
4 James Foster	1/-	XXX									
28 Travon Fuller	3/-	XXX	XXX	XXX									
67 Galen Gallagher	1/-	XXX									
54 Carson Green	3/3	START	START	START									
55 Kenyon Green	3/3	START	START	START									
33 Aaron Hansford	3/-	XXX	XXX	XXX									
73 Jared Hocker	3/3	START	START	START									
42 Camron Horry	3/-	XXX	XXX	XXX									
37 Mitchell Howard	1/-	XXX									
6 Derick Hunter	2/-	XXX	...	XXX									
56 Keeath Magee II	1/-	XXX									
19 A. Hines III	3/3	START	START	START									
5 Bobby Brown III	3/3	START	START	START									
16 Brian Johnson	3/-	XXX	XXX	XXX									
1 Buddy Johnson	3/3	START	START	START									
3 Tyree Johnson	3/3	START	START	START									
55 Adarious Jones	3/-	XXX	XXX	XXX									
10 Myles Jones	3/3	START	START	START									
23 Jacob Kibodi	2/1	XXX	...	START									
8 DeMarvin Leal	3/-	XXX	XXX	XXX									
52 J. Madubuike	3/2	START	START	XXX									
34 Braden Mann	3/-	XXX	XXX	XXX									
15 Jeremiah Martin	3/-	XXX	XXX	XXX									
20 Reese Mason	1/-	XXX									
75 Luke Matthews	2/-	XXX	...	XXX									
77 Ryan McCollum	2/-	XXX	XXX	...									
11 Kellen Mond	3/3	START	START	START									
65 Dan Moore Jr.	3/3	START	START	START									
17 Devin Morris	2/-	XXX	...	XXX									
20 Ikenna Okeke	3/-	XXX	XXX	XXX									
21 Charles Oliver	3/1	START	XXX	XXX									
9 Leon O'Neal Jr.	3/3	START	START	START									
41 RJ Orebo	1/-	XXX									
6 Roshauud Paul	3/-	XXX	XXX	XXX									
92 Jayden Peevy	2/-	XXX	XXX	...									
76 Colton Prater	3/3	START	START	START									
5 Jalen Preston	3/-	XXX	XXX	XXX									
11 Larry Pryor	3/-	XXX	XXX	XXX									
29 Debione Renfro	1/1	START									
46 Ryan Renick	1/-	XXX									
84 Moses Reynolds	2/-	XXX	...	XXX									
25 C Richardson	2/-	XXX	...	XXX									
26 D Richardson	3/3	START	START	START									
38 Drew Riethman	2/-	XXX	...	XXX									
64 Layden Robinson	1/-	XXX									
99 Josh Rogers	3/1	XXX	XXX	START									
13 Kendrick Rogers	3/1	XXX	XXX	START									
24 Chris Russell	2/-	...	XXX	XXX									
47 Seth Small	3/-	XXX	XXX	XXX									
22 Ainius Smith	2/-	...	XXX	XXX									
61 Thomas Spann	1/-	XXX									
28 Isaiah Spiller	3/-	XXX	XXX	XXX									
4 Derrick Tucker	3/-	XXX	XXX	XXX									
32 Andre White Jr.	3/-	XXX	XXX	XXX									
12 Braden White	3/-	XXX	XXX	XXX									
25 Brian Williams	1/-	XXX									
40 Tyree Wilson	2/-	XXX	...	XXX									
82 Dylan Wright	1/-	XXX									
93 Max Wright	2/-	XXX	XXX	...									
85 J Wydermyer	3/1	XXX	START	XXX									

RUSHING/RECEIVING/PASSING GAME-BY-GAME

RUSHING

Name	No-Yds/TD	TXST	CLEM	LAMAR	AUB	ARK	BAMA	OM	MSU	UTSA	SC	UGA	LSU
28 Isaiah Spiller	28-246/2	7-106/0	7-24/0	14-116/2									
7 Jashaun Corbin	35-137/1	22-103/1	13-34/0	DNP									
11 Kellen Mond	14-51/2	5-25/1	5-1/0	4-25/1									
23 Jacob Kibodi	11-45/1	-	DNP	11-45/1									
25 C Richardson	4-34/1	2-12/0	DNP	2-22/1									
4 James Foster	2-17/0	DNP	DNP	2-17/0									
10 Zach Calzada	1--2/0	-	DNP	1--2/0									

RECEIVING

Name	No-Yds/TD	TXST	CLEM	LAMAR	AUB	ARK	BAMA	OM	MSU	UTSA	SC	UGA	LSU
2 Jhamon Ausbon	17-253/2	6-75/1	7-69/0	4-109/1									
13 Kendrick Rogers	13-155/0	1-12/0	6-60/0	6-83/0									
1 Quartney Davis	11-144/1	6-85/1	5-59/0	DNP									
14 Camron Buckley	5-80/0	-	1-20/0	4-60/0									
17 Ainias Smith	6-66/1	DNP	-	6-66/1									
28 Isaiah Spiller	4-43/0	-	2-22/0	2-21/0									
85 J Wydermyer	3-36/2	1-9/0	1-2/1	1-25/1									
5 Jalen Preston	3-36/0	2-18/0	-	1-18/0									
46 Ryan Renick	1-19/0	DNP	DNP	1-19/0									
86 Glenn Beal	3-19/0	2-10/0	-	1-9/0									
7 Jashaun Corbin	6-16/1	4-12/1	2-4/0	DNP									
6 Roshaud Paul	1-11/0	1-11/0	-	-									

PASSING

#11 KELLEN MOND

	Att	Comp	Int	Pct	Yards	TD	Long	Sack	Yds	Effic
TEXAS STATE	27	19	1	70.4	194	3	40	0	0	160.0
at Clemson	42	24	1	57.1	236	1	20	2	18	107.4
LAMAR	28	20	1	71.4	317	1	37	0	0	171.2
AUBURN										
vs Arkansas										
ALABAMA										
at Ole Miss										
MISSISSIPPI STATE										
UTSA										
SOUTH CAROLINA										
at Georgia										
at LSU										
TOTALS	97	63	3	64.9	747	5	40	2	18	140.5

#10 ZACH CALZADA

	Att	Comp	Int	Pct	Yards	TD	Long	Sack	Yds	Effic
TEXAS STATE	9	4	0	44.4	38	0	11	0	0	79.9
at Clemson										--- Did Not Play ---
LAMAR	8	4	0	50.0	68	2	25	1	2	203.9
AUBURN										
vs Arkansas										
ALABAMA										
at Ole Miss										
MISSISSIPPI STATE										
UTSA										
SOUTH CAROLINA										
at Georgia										
at LSU										
TOTALS	17	8	0	47.1	106	2	25	1	2	138.3

#4 JAMES FOSTER

	Att	Comp	Int	Pct	Yards	TD	Long	Sack	Yds	Effic
TEXAS STATE										--- Did Not Play ---
at Clemson										--- Did Not Play ---
LAMAR	5	2	0	40.0	25	0	19	0	0	82.0
AUBURN										
vs Arkansas										
ALABAMA										
at Ole Miss										
MISSISSIPPI STATE										
UTSA										
SOUTH CAROLINA										
at Georgia										
at LSU										
TOTALS	5	2	0	40.0	25	0	19	0	0	82.0

TACKLES GAME-BY-GAME

Name	Solo-Ast	Total	TXST	CLEM	LAMAR	AUB	ARK	BAMA	OM	MST	UTSA	SC	UGA	LSU
1 Buddy Johnson	7-7	14	5-2	2-3	0-2									
19 A. Hines III	9-2	11	2-2	5-0	2-0									
26 D Richardson	8-3	11	1-1	6-2	1-0									
9 Leon O'Neal Jr.	9-0	9	2-0	5-0	2-0									
3 Tyree Johnson	7-1	8	-	6-1	1-0									
27 Roney Elam	7-1	8	4-1	3-0	-									
40 Tyree Wilson	5-2	7	2-2	DNP	3-0									
92 Jayden Peevy	2-4	6	1-2	1-2	DNP									
21 Charles Oliver	5-1	6	1-0	3-0	1-1									
14 Keldrick Carper	4-2	6	0-1	3-1	1-0									
2 Elijah Blades	6-0	6	2-0	4-0	DNP									
52 J. Madubuike	1-5	6	0-3	1-1	0-1									
10 Myles Jones	5-1	6	1-1	3-0	1-0									
11 Larry Pryor	3-2	5	0-2	-	3-0									
29 Debione Renfro	4-1	5	DNP	DNP	4-1									
91 Micheal Clemons	2-3	5	0-1	1-1	1-1									
32 Andre White Jr.	1-4	5	0-1	1-1	0-2									
22 C. Chattman	3-2	5	1-2	-	2-0									
28 Travon Fuller	2-2	4	1-2	-	1-0									
99 Josh Rogers	2-1	3	-	-	2-1									
15 Jeremiah Martin	2-0	2	-	1-0	1-0									
5 Bobby Brown III	1-1	2	-	0-1	1-0									
56 Keeath Magee II	1-1	2	1-1	DNP	DNP									
12 Braden White	1-1	2	0-1	-	1-0									
4 Derrick Tucker	1-1	2	1-0	-	0-1									
16 Brian Johnson	1-0	1	-	1-0	-									
20 Ikenna Okeke	0-1	1	0-1	-	-									
55 Adarius Jones	0-1	1	-	0-1	-									
33 Aaron Hansford	1-0	1	-	1-0	-									
84 Moses Reynolds	0-1	1	0-1	DNP	-									
7 Jashaun Corbin	1-0	1	1-0	-	DNP									
93 Max Wright	1-0	1	1-0	-	DNP									
8 DeMarvin Leal	0-1	1	0-1	-	-									

SEASON SUPERLATIVES

TEXAS A&M

INDIVIDUAL GAME HIGHS

Rushes	22	Jashaun Corbin vs Texas State (Aug 29, 2019)
Yards Rushing	116	Isaiah Spiller vs Lamar (Sep 14, 2019)
TD Rushes	2	Isaiah Spiller vs Lamar (Sep 14, 2019)
Long Rush	85	Isaiah Spiller vs Texas State (Aug 29, 2019)
Pass attempts	42	Kellen Mond at Clemson (Sep 07, 2019)
Pass completions	24	Kellen Mond at Clemson (Sep 07, 2019)
Yards Passing	317	Kellen Mond vs Lamar (Sep 14, 2019)
TD Passes	3	Kellen Mond vs Texas State (Aug 29, 2019)
Long Pass	40	Kellen Mond vs Texas State (Aug 29, 2019)
Receptions	7	Jhamon Ausbon at Clemson (Sep 07, 2019)
Yards Receiving	109	Jhamon Ausbon vs Lamar (Sep 14, 2019)
TD Receptions	1	seven times, most recent Quartney Davis vs Texas State (Aug 29, 2019) Jhamon Ausbon vs Texas State (Aug 29, 2019) Jashaun Corbin vs Texas State (Aug 29, 2019)
Long Reception	40	Jhamon Ausbon vs Texas State (Aug 29, 2019)
Field Goals	2	Seth Small vs Texas State (Aug 29, 2019) Seth Small vs Lamar (Sep 14, 2019)
Long Field Goal	32	Seth Small at Clemson (Sep 07, 2019)
Punts	6	Braden Mann at Clemson (Sep 07, 2019)
Punting Avg	44.8	Braden Mann at Clemson (Sep 07, 2019)
Long Punt	60	Braden Mann at Clemson (Sep 07, 2019)
Punts inside 20	3	Braden Mann vs Texas State (Aug 29, 2019)
Long Punt Return	41	Roshaud Paul vs Lamar (Sep 14, 2019)
Long Kickoff Return	19	Jashaun Corbin vs Texas State (Aug 29, 2019)
Tackles	8	Demani Richardson at Clemson (Sep 07, 2019)
Sacks	1.0	Roney Elam vs Texas State (Aug 29, 2019) Tyree Wilson vs Texas State (Aug 29, 2019) Jayden Peevy vs Texas State (Aug 29, 2019) Elijah Blades at Clemson (Sep 07, 2019) Tyree Johnson at Clemson (Sep 07, 2019)
Tackles For Loss	2.0	Tyree Johnson at Clemson (Sep 07, 2019) Debione Renfro vs Lamar (Sep 14, 2019)
Interceptions	2	Myles Jones vs Texas State (Aug 29, 2019)

TEAM GAME HIGHS

Rushes	36	vs Texas State (Aug 29, 2019)
Yards Rushing	246	vs Texas State (Aug 29, 2019)
Yards Per Rush	6.8	vs Texas State (Aug 29, 2019)
TD Rushes	5	vs Lamar (Sep 14, 2019)
Pass attempts	42	at Clemson (Sep 07, 2019)
Pass completions	26	vs Lamar (Sep 14, 2019)
Yards Passing	410	vs Lamar (Sep 14, 2019)
Yards Per Pass	10.0	vs Lamar (Sep 14, 2019)
TD Passes	3	vs Texas State (Aug 29, 2019) vs Lamar (Sep 14, 2019)
Total Plays	75	vs Lamar (Sep 14, 2019)
Total Offense	633	vs Lamar (Sep 14, 2019)
Yards Per Play	8.4	vs Lamar (Sep 14, 2019)
Points	62	vs Lamar (Sep 14, 2019)
Sacks By	3	vs Texas State (Aug 29, 2019)
First Downs	35	vs Lamar (Sep 14, 2019)
Penalties	9	at Clemson (Sep 07, 2019)
Penalty Yards	85	at Clemson (Sep 07, 2019)
Turnovers	2	vs Texas State (Aug 29, 2019) at Clemson (Sep 07, 2019) vs Lamar (Sep 14, 2019)
Interceptions By	4	vs Texas State (Aug 29, 2019)
Punts	6	at Clemson (Sep 07, 2019)
Punting Avg	44.8	at Clemson (Sep 07, 2019)
Long Punt	60	at Clemson (Sep 07, 2019)
Punts inside 20	3	vs Texas State (Aug 29, 2019)
Long Punt Return	41	vs Lamar (Sep 14, 2019)

OPPONENTS

INDIVIDUAL GAME HIGHS

Rushes	16	ETIENNE of Clemson (Sep 07, 2019)
Yards Rushing	79	DIXON of Clemson (Sep 07, 2019)
TD Rushes	1	LAWRENCE of Clemson (Sep 07, 2019) DIXON of Clemson (Sep 07, 2019)
Long Rush	44	Myles Wanza of Lamar (Sep 14, 2019)
Pass attempts	35	LAWRENCE of Clemson (Sep 07, 2019)
Pass completions	24	LAWRENCE of Clemson (Sep 07, 2019)
Yards Passing	268	LAWRENCE of Clemson (Sep 07, 2019)
TD Passes	1	Gresch Jensen of Texas State (Aug 29, 2019) LAWRENCE of Clemson (Sep 07, 2019)
Long Pass	30	LAWRENCE of Clemson (Sep 07, 2019)
Receptions	7	Hutch White of Texas State (Aug 29, 2019) ROSS of Clemson (Sep 07, 2019)
Yards Receiving	94	ROSS of Clemson (Sep 07, 2019)
TD Receptions	1	T Graham Jr of Texas State (Aug 29, 2019) ROSS of Clemson (Sep 07, 2019)
Long Reception	30	ROSS of Clemson (Sep 07, 2019)
Field Goals	1	POTTER of Clemson (Sep 07, 2019) Bailey Giffen of Lamar (Sep 14, 2019)
Long Field Goal	32	Bailey Giffen of Lamar (Sep 14, 2019)
Punts	10	Enriqu Carmona of Lamar (Sep 14, 2019)
Punting Avg	42.2	SPIERS of Clemson (Sep 07, 2019)
Long Punt	65	Enriqu Carmona of Lamar (Sep 14, 2019)
Punts inside 20	2	Enriqu Carmona of Lamar (Sep 14, 2019)
Long Punt Return	9	KENDRICK of Clemson (Sep 07, 2019)
Long Kickoff Return	25	J Sheread of Texas State (Aug 29, 2019)
Tackles	11	Dallas Martin of Lamar (Sep 14, 2019)
Sacks	1.0	WALLACE of Clemson (Sep 07, 2019) Abel Daily of Lamar (Sep 14, 2019)
Tackles For Loss	1.0	seven times, most recent Norwood, Martin, Daily, Lawson & Houston of Lamar (Sep 14, 2019)
Interceptions	1	Bryan LondonII of Texas State (Aug 29, 2019) MUSE of Clemson (Sep 07, 2019) Cameron Hayes, vs Lamar (Sep 14, 2019)

TEAM GAME HIGHS

Rushes	33	Clemson (Sep 07, 2019)
Yards Rushing	122	Lamar (Sep 14, 2019)
Yards Per Rush	4.2	Lamar (Sep 14, 2019)
TD Rushes	2	Clemson (Sep 07, 2019)
Pass attempts	46	Texas State (Aug 29, 2019)
Pass completions	29	Texas State (Aug 29, 2019)
Yards Passing	268	Clemson (Sep 07, 2019)
Yards Per Pass	7.7	Clemson (Sep 07, 2019)
TD Passes	1	Texas State (Aug 29, 2019) Clemson (Sep 07, 2019)
Total Plays	68	Clemson (Sep 07, 2019)
Total Offense	389	Clemson (Sep 07, 2019)
Yards Per Play	5.7	Clemson (Sep 07, 2019)
Points	24	Clemson (Sep 07, 2019)
Sacks By	2	Clemson (Sep 07, 2019)
First Downs	26	Clemson (Sep 07, 2019)
Penalties	4	Texas State (Aug 29, 2019) Clemson (Sep 07, 2019) Lamar (Sep 14, 2019)
Penalty Yards	42	Lamar (Sep 14, 2019)
Turnovers	4	Texas State (Aug 29, 2019)
Interceptions By	1	Texas State (Aug 29, 2019) Clemson (Sep 07, 2019) Lamar (Sep 14, 2019)
Punts	10	Lamar (Sep 14, 2019)
Punting Avg	42.2	Clemson (Sep 07, 2019)
Long Punt	65	Lamar (Sep 14, 2019)
Punts inside 20	2	Lamar (Sep 14, 2019)
Long Punt Return	9	Clemson (Sep 07, 2019)

MISCELLANEOUS STATISTICS

STARTING FIELD POSITION

	A&M Avg. Start	Opp. Avg. Start	A&M Advantage
TEXAS STATE	own 43	own 19	+ 25
at Clemson	own 25	own 21	+ 4
LAMAR	own 38	own 24	+ 14
AUBURN			
vs Arkansas			
ALABAMA			
at Ole Miss			
MISSISSIPPI STATE			
UTSA			
SOUTH CAROLINA			
at Georgia			
at LSU			
Totals	own 36.5	own 21.7	

POINTS OFF TURNOVERS

Opponent	TEXAS A&M				OPPONENTS			
	TOs	TDs	FG-Att	Pts.	A&M TOs	TDs	FG-Att	Pts.
TEXAS STATE	4	2	1-1	17	2	0	0-0	0
at Clemson	1	1	0-0	7	2	0	1-1	3
LAMAR	1	0	0-0	0	2	0	0-0	0
AUBURN								
vs Arkansas								
ALABAMA								
at Ole Miss								
MISSISSIPPI STATE								
UTSA								
SOUTH CAROLINA								
at Georgia								
at LSU								
Totals	6 (1/1, 5 int)	3	1-1	24	6 (4/3, 3 int)	0	0-0	0

F/L: total fumbles/fumbles lost

PENALTIES

	A&M Pen.-Yds.	Opp. Pen.-Yds.	A&M Yd Diff
TEXAS STATE	3-30	4-24	+ 6
at Clemson	9-85	4-30	+ 55
LAMAR	7-53	4-42	+ 11
AUBURN			
vs Arkansas			
ALABAMA			
at Ole Miss			
MISSISSIPPI STATE			
UTSA			
SOUTH CAROLINA			
at Georgia			
at LSU			
Totals (per gm avg.)	19-168 (56.0)	12-96 (32.0)	

GAME-OPENING DRIVES

	TEXAS A&M					OPPONENTS				
	Pts	Res	1 Dn	Pl	YdsTime	Pts	Res	1 Dn	Pl	YdsTime
TEXAS STATE	0	PUNT	0	3-6	1:01	0	PUNT	1	4-21	2:04
at Clemson	0	PUNT	0	3-0	0:53	0	MISS FG	2	9-43	3:41
LAMAR	3	FG	3	9-71	4:34	0	PUNT	1	7-14	3:10
AUBURN										
vs Arkansas										
ALABAMA										
at Ole Miss										
MISSISSIPPI STATE										
UTSA										
SOUTH CAROLINA										
at Georgia										
at LSU										
Totals	3		3	5-26*	2:09*	0		3	7-26*	2:58

* average / does not include return TDs

^ drive began following turnover

SECOND HALF-OPENING DRIVES

	TEXAS A&M					OPPONENTS				
	Pts	Res	1 Dn	Pl	YdsTime	Pts	Res	1 Dn	Pl	YdsTime
TEXAS STATE	0	INT	3	9-47	4:52	0	PUNT	1	5-3	1:58
at Clemson	0	PUNT	0	3-(2)	2:07	0	PUNT	0	3-1	0:43
LAMAR	0	INT	2	5-22	2:55	0	PUNT	0	3-(1)	1:09
AUBURN										
vs Arkansas										
ALABAMA										
at Ole Miss										
MISSISSIPPI STATE										
UTSA										
SOUTH CAROLINA										
at Georgia										
at LSU										
Totals	0		5	6-22*	3:18*	0		1	4-1*	1:16*

* average / does not include return TDs

^ drive began following turnover

A&M SCORING DRIVES

	Scoring Drives	TIME		PLAYS		5 or less	1-Play
		Total	Avg	Total	Avg		
TEXAS STATE	6	17:42	2:57	38	6.3	3	0
at Clemson	2	13:16	6:38	32	16	0	0
LAMAR	10	27:06	2:42	58	5.8	5	2
AUBURN							
vs Arkansas							
ALABAMA							
at Ole Miss							
MISSISSIPPI STATE							
UTSA							
SOUTH CAROLINA							
at Georgia							
at LSU							
Totals	18	58:04	3:18	128	7.1	8	2

* not including overtime possessions or defensive/special teams touchdowns

STARTING LINEUPS

OFFENSIVE STARTERS

	WR	LT	LG	C	RG	RT	TE/WR	RB/WR/TE	WR	QB	RB/WR
TEXAS STATE	DAVIS	MOORE	HOCKER	PRATER	K GREEN	C GREEN	CHAPMAN	BUCKLEY	AUSBON	MOND	CORBIN
at Clemson	DAVIS	MOORE	HOCKER	PRATER	K GREEN	C GREEN	WYDERMYER	BEAL	AUSBON	MOND	CORBIN
LAMAR	ROGERS	MOORE	HOCKER	PRATER	K GREEN	C GREEN	BEAL	BALDREE	AUSBON	MOND	KIBODI
AUBURN											
vs Arkansas											
ALABAMA											
at Ole Miss											
MISSISSIPPI STATE											
UTSA											
SOUTH CAROLINA											
at Georgia											
at LSU											

DEFENSIVE STARTERS

	DE	DT	DT	DE	LB	LB	LB/NICKLE	CB	CB	SS	FS
TEXAS STATE	T JOHNSON	MADUBUIKE	B BROWN	CLEMONS	HINES	B JOHNSON	ELAM*	OLIVER	M JONES	O'NEAL	RICHARDSON
at Clemson	T JOHNSON	MADUBUIKE	B BROWN	CLEMONS	HINES	B JOHNSON	ELAM*	BLADES	M JONES	O'NEAL	RICHARDSON
LAMAR	T JOHNSON	ROGERS	B BROWN	CLEMONS	HINES	B JOHNSON	ELAM*	RENFRO	M JONES	O'NEAL	RICHARDSON
AUBURN											
vs Arkansas											
ALABAMA											
at Ole Miss											
MISSISSIPPI STATE											
UTSA											
SOUTH CAROLINA											
at Georgia											
at LSU											

* Started as a nickel back

START CHART

	Career Starts	Consec Starts
Jhamon Ausbon	25	7
Kellen Mond	24	16
Charles Oliver	23	-
Debione Renfro	23	1
Carson Green	20	19
Colton Prater	18	3
Dan Moore, Jr.	17	16
Derrick Tucker	16	-
Quartney Davis	14	-
Justin Madubuike	14	-
Jared Hocker	13	3
Ryan McCollum	13	-
Larry Pryor	12	-
Buddy Johnson	12	4
Myles Jones	11	5
Kendrick Rogers	6	1
Michael Clemons	5	3
Camron Buckley	4	-
Leon O'Neal Jr.	4	4
Roney Elam	4	3
Demani Richardson	3	3
Anthony Hines II	3	3
Bobby Brown III	3	3
Tyree Johnson	3	3
Kenyon Green	3	3
Jashaun Corbin	3	-
Glenn Beal	2	2
Hezekiah Jones	2	-
Keldrick Carper	2	-
Jacob Kibodi	1	1
Cagan Baldree	1	1
Josh Rogers	1	1
Elijah Blades	1	-
Jalen Wydermyer	1	-
Caleb Chapman	1	-
Jayden Peevy	1	-
Aaron Hansford	1	-

12TH MAN REP

	12th Man	#
TXTS	B White	1
at Clemson	B White	2
LAMAR	B White	3
AUBURN		
vs Ark		
BAMA		
at Ole Miss		
MSU		
UTSA		
SC		
at Georgia		
at LSU		

- appearances as 12th Man representative

TEXAS A&M'S 20-PLUS YARD PLAYS (19)

Yards	Type	Player(s)	Opponent
85	Rush	Isaiah Spiller	Texas State
41	PR	Roshauud Paul	Lamar
40	Pass	Jhamon Ausbon from Kellen Mond	Texas State
38	PR	Roshauud Paul	Lamar
38	Rush	Isaiah Spiller	Lamar
37	Pass	Jhamon Ausbon from Kellen Mond	Lamar
36	Pass	Jhamon Ausbon from Kellen Mond	Lamar
*34	Rush	Isaiah Spiller	Lamar
29	Pass	Quartney Davis from Kellen Mond	Texas State
27	Pass	Camron Buckley from Kellen Mond	Lamar
26	Pass	Jhamon Ausbon from Kellen Mond	Lamar
*25	Pass	Jalen Wydermyer from Zach Calzada	Lamar
24	INT	Roney Elam	Texas State
22	Pass	Kendrick Rogers from Kellen Mond	Lamar
21	Pass	Kendrick Rogers from Kellen Mond	Lamar
*21	Pass	Quartney Davis from Kellen Mond	Texas State
20	Pass	Camron Buckley from Kellen Mond	Clemson
20	Pass	Ainias Smith from Kellen Mond	Lamar
20	Rush	Jashaun Corbin	Texas State

* touchdown scored on play

BY LENGTH		
Yards	No.	TD
100+	0	0
90-99	0	0
80-89	1	0
70-79	0	0
60-69	0	0
50-59	0	0
40-49	2	0
30-39	5	1
20-29	11	2

BY PLAY TYPE		
Type	No.	TD
Rushing	4	1
Passing	12	2
Punt returns	2	0
Kick returns	0	0
Interceptions	1	0
Fumble returns	0	0
Other	0	0
TOTAL	19	3

20-YARD PLUS BY PLAYER								
Player	No.	TD	R	P	KR	PR	IR	FR
Jhamon Ausbon	4	0	0	4	0	0	0	0
Isaiah Spiller	3	1	3	0	0	0	0	0
Quartney Davis	2	1	0	2	0	0	0	0
Camron Buckley	2	0	0	2	0	0	0	0
Roshauud Paul	2	0	0	0	0	2	0	0
Kendrick Rogers	2	0	0	2	0	0	0	0
Jalen Wydermyer	1	1	0	1	0	0	0	0
Ainias Smith	1	0	0	1	0	0	0	0
Roney Elam	1	0	0	0	0	0	1	0
Jashaun Corbin	1	0	1	0	0	0	0	0
TOTAL	19	3	4	12	0	2	1	0

LONGEST PLAYS OF 2018

RUSHING

85 Isaiah Spiller vs Texas State.....Aug. 29

RUSHING TOUCHDOWN

34 Isaiah Spiller vs Lamar Sept. 14

PASSING

40 Jhamon Ausbon from Kellen Mond vs Texas StateAug. 29

PASSING TOUCHDOWN

25 Jalen Wydermyer from Zach Calzada vs Lamar Sept. 14

PUNT RETURN

41 Roshauud Paul vs Lamar Sept. 14

KICK RETURN

19 Jashaun Corbin vs Texas State.....Aug. 29

INTERCEPTION RETURN

24 Roney Elam vs Texas StateAug. 29

FUMBLE RETURN

8 Charles Oliver vs Lamar Sept. 14

PUNT

60 Braden Mann at Clemson Sept. 7

FIELD GOAL

32 Seth Small at Clemson Sept. 7

BY OPPONENT												
	TXST	CLEM	LAM	AUB	ARK	BAMA	OM	MSU	UTSA	SC	UGA	LSU
Rushing	2	0	2									
Passing	3	1	8									
Punt returns	0	0	2									
Kick returns	0	0	0									
Interceptions	1	0	0									
Fumble returns	0	0	0									
Other	0	0	0									
TOTAL	6	1	12									

OPPONENT'S 20-PLUS YARD PLAYS (9)

Yards	Type	Player(s)	Team
56	Rush	Myles Wanza	Lamar
*30	Pss	Ross from Lawrence	Clemson
29	Pass	Higgins from Lawrence	Clemson
*27	Pass	Trevis Graham Jr from Gresch Jensen	Texas State
27	Pass	Etienne from Lawrence	Clemson
25	KR	JahMarae Sheread	Texas State
25	Pass	Ngata from Lawrence	Clemson
24	Pass	Ross from Lawrence	Clemson
20	KR	JahMarae Sheread	Texas State

* touchdown scored on play

BY LENGTH		
Yards	No.	TD
100+	0	0
90-99	0	0
80-89	0	0
70-79	0	0
60-69	0	0
50-59	1	0
40-49	0	0
30-39	1	1
20-29	7	1

BY PLAY TYPE		
Type	No.	TD
Rushing	1	0
Passing	6	2
Punt returns	0	0
Kick returns	2	0
Interceptions	0	0
Fumble returns	0	0
Other	0	0
TOTAL	9	2

LONGEST PLAYS OF 2018

RUSHING

56 Myles Wanza of Lamar Sept. 14

RUSHING TOUCHDOWN

4 Dixon of Clemson Sept. 7

PASSING

30 Ross from Lawrence of Clemson Sept. 7

PASSING TOUCHDOWN

30 Ross from Lawrence of Clemson Sept. 7

PUNT RETURN

9 Kendrick of Clemson Sept. 7

KICK RETURN

25 JahMarae Sheread of Texas State Aug. 29

INTERCEPTION RETURN

13 Bryan London II of Texas State Aug. 29

FUMBLE RETURN

None

PUNT

65 Enrique Carmona of Lamar Sept. 14

FIELD GOAL

32 Bailey Griffin of Lamar Sept. 14

THE LAST TIME...

100-YARD RUSHER

by A&M..... 122, Isaiah Spiller vs Lamar (Sept. 14, 2019)
by Opp. 100, Joe Burrow of LSU (Nov. 22, 2018)

TWO 100-YARD RUSHERS

by A&M..... 106, Isaiah Spiller vs Texas State (Aug. 29, 2019)
103, Jashaun Corbin vs Texas State (Aug. 29, 2019)
by Opp. 127, Derrius Guice of LSU (Nov. 25, 2017)
106, Darrel Williams of LSU (Nov. 25, 2017)

200-YARD RUSHER

by A&M..... 236, Trayveon Williams vs NC State (Dec. 31, 2018)
by Opp. 285, Derrius Guice of LSU (Nov. 24, 2016)

60-YARD RUSH PLAY

by A&M..... 85, Isaiah Spiller vs Texas State (Aug. 29, 2019)
by Opp. 76, Nick Fitzgerald of Mississippi State (Oct. 27, 2018)

THREE-OR-MORE RUSHING TDs

by A&M..... 3, Trayveon Williams vs NC State (Dec. 31, 2018)
by Opp. 3, Joe Burrow of LSU (Nov. 22, 2018)

TEAM RUSHED FOR 300 YARDS

by A&M..... 401 vs NC State (Dec. 31, 2018)
by Opp. 365, Mississippi State (Nov. 5, 2016)

TEAM RUSHED FOR LESS THAN 100 YARDS

by A&M..... 53 at Clemson (Sept. 7, 2019)
by Opp. 8 by Texas State (Aug. 29, 2019)

300-YARD PASSER

by A&M..... 317, Kellen Mond vs Lamar (Sept. 14, 2019)
by Opp. 306, Tyler Johnston III of UAB (Nov. 17, 2018)

400-YARD PASSER

by A&M..... 430, Kellen Mond vs Clemson (Sept. 8, 2018)
by Opp. 400, J Wolford of Wake Forest (Dec. 29, 2017)

SCORED ON OVER A 50-YARD PASS PLAY

by A&M..... 52 yds, Christian Kirk from Nick Starkel vs Wake Forest (Dec. 29, 2017)
by Opp. 51 yds, Damarkus Lodge from Jordan Ta'amu of Ole Miss (Nov. 10, 2018)

30 PASS COMPLETIONS

by A&M..... 42, Nick Starkel vs Wake Forest (Dec. 29, 2017)
by Opp. 32, J Wolford of Wake Forest (Dec. 29, 2017)

40 PASS ATTEMPTS

by A&M..... 49, Kellen Mond vs LSU (Nov. 22, 2018)
by Opp. 49, J Wolford of Wake Forest (Dec. 29, 2017)

THREE-OR-MORE TD PASSES

by A&M..... 3, Kellen Mond vs Texas State (Aug. 29, 2019)
by Opp. 3, Joe Burrow of LSU (Nov. 22, 2018)

FOUR-OR-MORE TD PASSES

by A&M..... 6, Kellen Mond vs LSU (Nov. 22, 2018)
by Opp. 4, Tua Tagovailoa of Alabama (Sept. 22, 2018)

100-YARD RECEIVER

by A&M..... 109, Jhamon Ausbon vs Lamar (Sept. 14, 2019)
by Opp. 127, AJ Brown & 122, Damarkus Lodge of Ole Miss (Nov. 10, 2018)

10-OR-MORE RECEIVERS

by A&M..... 11 vs Northwestern State (Aug. 30, 2018)
by Opp. 11, LSU (Nov. 22, 2018)

10-OR-MORE RECEPTIONS

by A&M..... 13, Christian Kirk & 12, Jhamon Ausbon vs Wake Forest (Dec. 29, 2017)
by Opp. 12, Keenan Barnes of Louisiana (Sept. 16, 2017)

FOUR FIELD GOALS

by A&M..... 4, Seth Small at South Carolina (Oct. 13, 2018)
by Opp. 4, Daniel Carlson of Auburn (Nov. 7, 2015)

50-YARD FIELD GOAL

by A&M..... 52, Seth Small at South Carolina (Oct. 13, 2018)
by Opp. 50, Cole Tracy of LSU (Nov. 22, 2018)

60-YARD FIELD GOAL

by A&M..... 62, Terence Kitchens vs Southern Miss (Sept. 25, 1999)

RECORDED A BLOCKED PUNT

by A&M..... Roshaud Paul & D. Capers-Smith vs Wake Forest (1st Qtr) (Dec. 29, 2017)
by Opp. Nick Ruffin of Auburn (2nd Qtr) (Nov. 4, 2017)

RECORDED A BLOCKED FIELD GOAL ATTEMPT

by A&M..... Bobby Brown III vs Lamar (2nd Qtr) (Sept. 15, 2019)
by Opp. Dexter Lawrence of Clemson (2nd Qtr) (Sept. 8, 2018)

A KICKOFF WAS RETURNED FOR A TD

by A&M..... 100 yards, Jashaun Corbin vs Arkansas (Sept. 29, 2018)
by Opp. 100 yards, Elijah Lilly of New Mexico (Nov. 11, 2017)

OPENING KICKOFF WAS RETURNED FOR A TD

by A&M..... 100 yards, Jashaun Corbin vs Arkansas (Sept. 29, 2018)

PUNT RETURN FOR A TD

by A&M..... 90 yards, Christian Kirk vs New Mexico (Nov. 11, 2017)
by Opp. 59 yards, J Bates of Wake Forest (Dec. 29, 2017)

BLOCKED PUNT RETURN FOR A TD

by A&M..... Charles Oliver vs Wake Forest, 0 yards (Dec. 29, 2017)
by Opp. Malik Miller of Auburn, 0 yards (Nov. 4, 2017)

INTERCEPTION RETURNED FOR A TD

by A&M..... Tyrel Dodson vs NC State, 78 yds (Dec. 31, 2018)
by Opp. Jamal Peters of Mississippi State, 90 yds (Oct. 28, 2017)

FUMBLE RECOVERY FOR A TD

by A&M..... Larry Pryor vs UAB, 17 yards (Nov. 17, 2018)
by Opp. Michael Divinity Jr. of LSU, 58 yds (Nov. 22, 2018)

A TEAM SCORED A SAFETY

by A&M..... vs Alabama in College Station (Oct. 7, 2017)
(Gillaspia blocked punt out of endzone)
by Opp. by Oklahoma in College Station (Nov. 6, 2010)
(A&M punt blocked and recovered in endzone)

OVERTIME HISTORY

(14-6 OVERALL, 9-3 HOME, 1-2 AWAY, 4-1 NEUTRAL)

Nov. 1, 1997	A&M 28, Oklahoma State 25	1 OT	College Station
Dec. 5, 1998	A&M 36, Kansas State 33	2 OT	St. Louis (Big 12 Championship)
Dec. 31, 2000	Mississippi State 43, A&M 41	1 OT	Shreveport, La. (Independence Bowl)
Oct. 5, 2002	Texas Tech 48, A&M 47	1 OT	College Station
Nov. 16, 2002	Missouri 33, A&M 27	2 OT	College Station
Oct. 23, 2004	A&M 29, Colorado 26	1 OT	College Station
Oct. 30, 2004	Baylor 35, A&M 34	1 OT	Waco, Texas
Nov. 13, 2004	A&M 32, Texas Tech 25	1 OT	College Station
Oct. 1, 2005	A&M 16, Baylor 13	1 OT	College Station
Oct. 21, 2006	A&M 34, Oklahoma State 33	1 OT	Stillwater, Okla.
Sept. 8, 2007	A&M 47, Fresno State 45	3 OT	College Station
Oct. 29, 2011	Missouri 38, A&M 31	1 OT	College Station
Nov. 11, 2011	Kansas State 53, A&M 50	4 OT	Manhattan, Kan.
Sept. 27, 2014	A&M 35, Arkansas 28	1 OT	Arlington, Texas
Sept. 26, 2015	A&M 28, Arkansas 21	1 OT	Arlington, Texas
Sept. 3, 2016	A&M 31, UCLA 24	1 OT	College Station
Oct. 8, 2016	A&M 45, Tennessee 38	2 OT	College Station
Sept. 23, 2017	A&M 50, Arkansas 43	1 OT	Arlington, Texas
Oct. 6, 2018	A&M 20, Kentucky 14	1 OT	College Station
Nov. 22, 2018	A&M 74, LSU 72	7 OT	College Station

SEASON/CAREER STATISTICS

OFFENSE

RUSHING	SEASON STATISTICS							CAREER STATISTICS										
	GP	Att	Gain	Loss	Net	Avg	TD	Long	Avg/G	GP	Att	Gain	Loss	Net	Avg	TD	Long	Avg/G
Isaiah Spiller	3	28	259	13	246	8.8	2	85	82.0	3	28	259	13	246	8.8	2	85	82.0
Jashaun Corbin	2	35	137	0	137	3.9	1	20	68.5	14	96	499	16	483	5.0	2	35	34.5
Kellen Mond	3	14	69	18	51	3.6	2	12	17.0	27	252	1292	427	865	3.4	12	79	32.0
Jacob Kibodi	2	11	47	2	45	4.1	1	11	22.5	9	25	196	4	192	7.7	2	67	21.3
C Richardson	2	4	34	0	34	8.5	1	13	17.0	2	4	34	0	34	8.5	1	13	17.0
James Foster	1	2	17	0	17	8.5	0	11	17.0	1	2	17	0	17	8.5	0	11	17.0
Zach Calzada	2	1	0	2	-2	-2.0	0	0	-1.0	2	1	0	2	-2	-2.0	0	0	-1.0
Total	3	97	563	41	522	5.4	7	85	174.0									
Opponents	3	77	335	72	263	3.4	2	56	87.7									

PASSING	SEASON STATISTICS							CAREER STATISTICS								
	GP	Effic	Cmp-Att-Int	Pct	Yds	TD	Lng	Avg/G	GP	Effic	Att-Cmp-Int	Pct	Yds	TD	Lng	Avg/G
Kellen Mond	3	140.46	63-97-3	64.9	747	5	40	249.0	27	127.65	739-418-18	56.6	5229	37	81	193.7
Zach Calzada	2	138.26	8-17-0	47.1	106	2	25	53.0	2	138.26	17-8-0	47.1	106	2	25	53.0
James Foster	1	82.00	2-5-0	40.0	25	0	19	25.0	1	82.00	5-2-0	40.0	25	0	19	25.0
Total	3	137.69	73-119-3	61.3	878	7	40	292.7								
Opponents	3	99.19	63-107-5	58.9	554	2	30	184.7								

RECEIVING	SEASON STATISTICS							CAREER STATISTICS						
	GP	No.	Yds	Avg	TD	Long	Avg/G	GP	No.	Yds	Avg	TD	Long	Avg/G
Jhamon Ausbon	3	17	253	14.9	2	40	84.3	25	98	1199	12.2	5	40	48.0
Kendrick Rogers	3	13	155	11.9	0	22	51.7	28	51	590	11.6	5	30	21.1
Quartney Davis	2	11	144	13.1	1	29	72.0	23	56	729	13.0	8	37	31.7
Ainias Smith	2	6	66	11.0	1	20	33.0	2	6	66	11.0	1	20	33.0
Jashaun Corbin	2	6	16	2.7	1	5	8.0	14	16	101	6.3	1	16	7.2
Camron Buckley	3	5	80	16.0	0	27	26.7	29	56	836	14.9	4	70	28.8
Isaiah Spiller	3	4	43	10.8	0	16	14.3	3	4	43	10.8	0	16	14.3
Jalen Preston	3	3	36	12.0	0	18	12.0	11	4	50	12.5	1	18	4.5
Jalen Wydermyer	3	3	36	12.0	2	25	12.0	3	3	36	12.0	2	25	12.0
Glenn Beal	3	3	19	6.3	0	9	6.3	3	3	19	6.3	0	9	6.3
Ryan Renick	1	1	19	19.0	0	19	19.0	13	2	27	13.5	0	19	2.1
Roshauud Paul	3	1	11	11.0	0	11	3.7	29	23	268	11.7	0	46	9.2
Total	3	73	878	12.0	7	40	292.7							
Opponents	3	63	554	8.8	2	30	184.7							

TOTAL OFFENSE	SEASON STATISTICS					CAREER STATISTICS						
	G	Plays	Rush	Pass	Total	Avg/G	G	Plays	Rush	Pass	Total	Avg/G
Kellen Mond	3	111	51	747	798	266.0	27	991	865	5229	6094	225.7
Isaiah Spiller	3	28	246	0	246	82.0	3	28	246	0	246	82.0
Jashaun Corbin	2	35	137	0	137	68.5	14	96	483	0	483	34.5
Zach Calzada	2	18	-2	106	104	52.0	2	18	-2	106	104	52.0
Jacob Kibodi	2	11	45	0	45	22.5	9	25	192	0	192	21.3
James Foster	1	7	17	25	42	42.0	1	7	17	25	42	42.0
C Richardson	2	4	34	0	34	17.0	2	4	34	0	34	17.0
Total	3	216	522	878	1400	466.7						
Opponents	3	184	263	554	817	272.3						

SCORING	SEASON STATISTICS										CAREER STATISTICS									
	TD	FGs	Kick	Rush	Rcv	Pass	DXP	Saf	Points	TD	FGs	Kick	Rush	Rcv	Pass	DXP	Saf	Points		
Seth Small	0	5-5	14-14	0-0	0	0-0	0	0	29	0	25-33	54-54	0-0	0	0-0	0	0	129		
Jhamon Ausbon	2	0-0	0-0	0-0	0	0-0	0	0	12	5	0-0	0-0	0-0	0	0-0	0	0	30		
Jashaun Corbin	2	0-0	0-0	0-0	0	0-0	0	0	12	4	0-0	0-0	0-0	0	0-0	0	0	24		
Jalen Wydermyer	2	0-0	0-0	0-0	0	0-0	0	0	12	2	0-0	0-0	0-0	0	0-0	0	0	12		
Isaiah Spiller	2	0-0	0-0	0-0	0	0-0	0	0	12	2	0-0	0-0	0-0	0	0-0	0	0	12		
Kellen Mond	2	0-0	0-0	0-0	0	0-0	0	0	12	12	0-0	0-0	0-0	0	3-6	0	0	72		
Ainias Smith	1	0-0	0-0	0-0	0	0-0	0	0	6	1	0-0	0-0	0-0	0	0-0	0	0	6		
Quartney Davis	1	0-0	0-0	0-0	0	0-0	0	0	6	8	0-0	0-0	0-0	0	0-0	0	0	48		
C Richardson	1	0-0	0-0	0-0	0	0-0	0	0	6	1	0-0	0-0	0-0	0	0-0	0	0	6		
Jacob Kibodi	1	0-0	0-0	0-0	0	0-0	0	0	6	2	0-0	0-0	0-0	0	0-0	0	0	12		
Total	14	5-5	14-14	0-0	0	0-0	0	0	113											
Opponents	4	2-4	4-4	0-0	0	0-0	0	0	34											

SEASON/CAREER STATISTICS

OFFENSE

ALL PURPOSE	SEASON STATISTICS							CAREER STATISTICS								
	G	Rush	Rec	PR	KOR	IR	Tot	Avg/G	G	Rush	Rec	PR	KOR	IR	Tot	Avg/G
Isaiah Spiller	3	246	43	0	0	0	289	96.3	3	246	43	0	0	0	289	96.3
Jhamon Ausbon	3	0	253	0	0	0	253	84.3	25	0	1199	0	0	0	1199	48.0
Jashaun Corbin	2	137	16	0	19	0	172	86.0	14	483	101	0	441	0	1025	73.2
Kendrick Rogers	3	0	155	0	0	0	155	51.7	28	0	590	0	0	0	590	21.1
Quartney Davis	2	0	144	0	0	0	144	72.0	23	13	729	0	0	0	742	32.3
Roshauud Paul	3	0	11	120	0	0	131	43.7	29	6	268	353	67	0	694	23.9
Ainias Smith	2	0	66	0	16	0	82	41.0	2	0	66	0	16	0	82	41.0
Camron Buckley	3	0	80	0	0	0	80	26.7	29	0	836	0	0	0	836	28.8
Kellen Mond	3	51	0	0	0	0	51	17.0	27	865	0	0	0	0	865	32.0
Jacob Kibodi	2	45	0	0	0	0	45	22.5	9	192	0	0	0	0	192	21.3
Jalen Wydermyer	3	0	36	0	0	0	36	12.0	3	0	36	0	0	0	36	12.0
Jalen Preston	3	0	36	0	0	0	36	12.0	11	0	50	0	0	0	50	4.5
C Richardson	2	34	0	0	0	0	34	17.0	2	34	0	0	0	0	34	17.0
Myles Jones	3	0	0	0	0	33	33	11.0	28	0	0	0	0	33	33	1.2
Roney Elam	3	0	0	0	0	24	24	8.0	37	0	0	0	0	24	24	0.6
Glenn Beal	3	0	19	0	0	0	19	6.3	3	0	19	0	0	0	19	6.3
Ryan Renick	1	0	19	0	0	0	19	19.0	13	0	27	0	10	0	37	2.8
James Foster	1	17	0	0	0	0	17	17.0	1	17	0	0	0	0	17	17.0
Zach Calzada	2	-2	0	0	0	0	-2	-1.0	2	-2	0	0	0	0	-2	-1.0
Total	3	522	878	120	35	57	1612	537.3								
Opponents	3	263	554	13	94	24	948	316.0								

DEFENSE

DEFENSIVE LEADERS	SEASON STATISTICS									CAREER STATISTICS													
	GP	Solo	Ast	Total	TFL	Sacks	Int	PBU	FR	FF	Blk	GP	Solo	Ast	Total	TFL	Sacks	Int	PBU	FR	FF	Blk	
1 Buddy Johnson	3	7	7	14	2.5	27	26	35	61	9.0	1.5	.	.	1	.	.	
19 Anthony Hines III	3	9	2	11	0.5	17	28	16	44	6.5	3.0	.	.	1	1	.	
26 Demani Richardson	3	8	3	11	0.0	3	8	3	11	0.0	
9 Leon O'Neal Jr.	3	9	.	9	1.0	.	1	16	17	6	23	3.0	.	2	1	.	.	.	
3 Tyree Johnson	3	7	1	8	2.0	1.0	16	9	13	22	4.0	2.5	.	.	.	1	.	
27 Roney Elam	3	7	1	8	1.0	1.0	2	2	.	.	.	37	19	10	29	1.0	1.0	2	5	.	.	.	
40 Tyree Wilson	2	5	2	7	2.0	1.0	2	5	2	7	2.0	1.0	
92 Jayden Peevy	2	2	4	6	1.5	1.0	27	9	23	32	4.5	3.0	.	2	.	.	3	
21 Charles Oliver	3	5	1	6	0.0	.	.	1	1	.	.	36	55	14	69	6.0	1.0	1	20	2	2	.	
52 J. Madubuike	3	1	5	6	2.0	.	.	1	.	.	.	29	26	40	66	15.0	5.5	.	3	.	4	1	
1D Keldrick Carper	3	4	2	6	0.0	26	23	22	45	1.0	.	.	3	.	.	.	
2X Elijah Blades	2	6	.	6	2.0	1.0	2	6	.	6	2.0	1.0	
10 Myles Jones	3	5	1	6	1.0	.	2	2	.	.	.	28	44	15	59	3.0	.	3	19	1	.	.	
32 Andre White Jr.	3	1	4	5	0.0	3	1	4	5	0.0	
1A Larry Pryor	3	3	2	5	0.0	.	.	1	1	.	.	40	75	42	117	3.5	1.0	2	3	2	2	.	
22 Clifford Chattman	3	3	2	5	0.0	15	8	4	12	0.0	.	.	1	1	.	.	
91 Micheal Clemons	3	2	3	5	0.5	16	12	12	24	3.5	1.0	
29 DeBione Renfro	1	4	1	5	2.0	27	77	19	96	5.0	1.0	.	10	1	4	.	
2H Traven Fuller	3	2	2	4	1.0	29	10	5	15	1.0	
99 Josh Rogers	3	2	1	3	1.0	9	2	1	3	1.0	
5 Bobby Brown III	3	1	1	2	0.0	1	.	3	1	1	2	0.0	1	
56 Keeath Magee II	1	1	1	2	0.0	1	1	1	2	0.0	
15 Jeremiah Martin	3	2	.	2	1.0	16	3	.	3	1.0	
12 Braden White	3	1	1	2	0.0	21	8	10	18	0.0	
4 Derrick Tucker	3	1	1	2	0.0	24	55	29	84	1.0	.	1	5	.	1	.	
8 DeMarvin Leal	3	.	1	1	0.0	3	.	1	1	0.0	
84 Moses Reynolds	2	.	1	1	0.0	2	.	1	1	0.0	
20 Ikenna Okeke	3	.	1	1	0.0	5	2	3	5	0.0	
7 Jashaun Corbin	2	1	.	1	0.0	14	1	.	1	0.0	
93 Max Wright	2	1	.	1	0.0	15	1	3	4	0.5	
16 Brian Johnson	3	1	.	1	0.0	16	3	5	8	1.0	1	.	
5E Adarious Jones	3	.	1	1	0.0	3	.	1	1	0.0	
33 Aaron Hansford	3	1	.	1	0.0	12	3	2	5	0.0	
Total	3	102	52	154	21	5	5	7	1	1	1												
Opponents	3	90	126	216	9	3	3	13	3	3	.												

SEASON/CAREER STATISTICS

RETURNS / SPECIAL TEAMS

INTERCEPTIONS	SEASON STATISTICS					CAREER STATISTICS				
	No.	Yds	Avg	TD	Long	No.	Yds	Avg	TD	Long
Myles Jones	2	33	16.5	0	19	3	33	11.0	0	19
Roney Elam	2	24	12.0	0	24	2	24	12.0	0	24
Leon O'Neal Jr.	1	0	0.0	0	0	2	25	12.5	0	25
Total	5	57	11.4	0	24					
Opponents	3	24	8.0	0	13					

FUMBLE RETURNS	SEASON STATISTICS					CAREER STATISTICS				
	No.	Yds	Avg	TD	Long	No.	Yds	Avg	TD	Long
Charles Oliver	1	8	8.0	0	8	1	8	8.0	0	8
Total	1	8	8.0	0	8					
Opponents	0	0	0.0	0	0					

PUNT RETURNS	SEASON STATISTICS					CAREER STATISTICS				
	No.	Yds	Avg	TD	Long	No.	Yds	Avg	TD	Long
Roshaud Paul	6	120	20.0	0	41	31	353	11.4	0	43
Total	6	120	20.0	0	41					
Opponents	3	13	4.3	0	9					


KICK RETURNS	SEASON STATISTICS					CAREER STATISTICS				
	No.	Yds	Avg	TD	Long	No.	Yds	Avg	TD	Long
Jashaun Corbin	1	19	19.0	0	19	15	441	29.4	1	100
Ainias Smith	1	16	16.0	0	16	1	16	16.0	0	16
Total	2	35	17.5	0	19					
Opponents	5	94	18.8	0	25					

FIELD GOALS	SEASON STATISTICS					CAREER STATISTICS				
	Att	Good	Long	Blkd		Att	Good	Long	Blkd	Pct.
Seth Small	5	5	32	0		33	25	52	0	75.8
Total	5	5	32	0						
Opponents	4	2	32	1						

PUNTING	SEASON STATISTICS								CAREER STATISTICS							
	No.	Yds	Avg	Long	TB	FC	I20	Blkd	No.	Yds	Avg	Long	TB	FC	I20	Blkd
Braden Mann	10	434	43.4	60	0	3	6	0	62	3077	49.6	82	9	15	26	0
Total	10	434	43.4	60	0	3	6	0								
Opponents	21	820	39.0	65	1	9	3	0								

KICKOFFS	SEASON STATISTICS								CAREER STATISTICS				
	No.	Yds	Avg	TB	OB	Retn	Net	YdLn	No.	Yds	Avg	TB	OB
Braden Mann	19	1217	64.1	14	0				248	15749	63.5	159	7
Drew Riethman	3	195	65.0	2	0				7	437	62.4	2	0
Total	22	1412	64.2	16	0	94	41.7	23					
Opponents	9	582	64.7	6	1	35	44.1	20					

GAME SUMMARIES

	—/— TEXAS ST (0-1)	7
	12/11 TEXAS A&M (1-0)	41

THURSDAY, AUG. 29 • KYLE FIELD • COLLEGE STATION, TEXAS
ATTENDANCE: 98,016 • TV: SEC NETWORK

COLLEGE STATION, Texas (AP) -- Kellen Mond threw three touchdown passes and ran for another score in just more than three quarters, and Texas A&M had four interceptions as the 12th-ranked Aggies routed Texas State 41-7 on Thursday night.

Mond, who threw for 194 yards, had touchdown passes of 21 and 3 yards and ran for another score in the first two quarters as Texas A&M raced to a 28-0 halftime lead.

Quartney Davis had 85 yards receiving and a touchdown and Jhamon Ausbon added a touchdown catch. First-year starter Jashaun Corbin had 103 yards rushing with a touchdown reception and a TD run.

Myles Jones had two of Texas A&M's four interceptions, and the Aggies had three sacks and nine tackles for losses.

Tyler Vitt threw two interceptions in the first half before first-year coach Jake Spavital, a former Texas A&M assistant, benched him for Gresh Jensen. But he didn't fare much better, throwing two interceptions, including one on his second pass. Vitt was 9 of 15 for 51 yards and Jensen had 160 yards passing and a fourth-quarter touchdown pass.

The Bobcats couldn't get anything going on the ground and were outgained 246 yards to 8.

The Aggies took a 7-0 lead when Mond connected with Quartney Davis on a 21-yard touchdown pass with about eight minutes left in the first quarter.

Leon O'Neal Jr. grabbed the ball just before it would have hit the ground for an interception on Texas State's next drive.

A 1-yard touchdown by Corbin pushed the lead to 14-0. That score was set up by a 40-yard reception by Ausbon three plays earlier.

Mond showed off his scrambling skills in the second quarter on a 5-yard touchdown run where he stiff-armed a defender.

Jones hopped in front of a receiver on Texas State's next drive to give the Aggies another interception with about five minutes left in the second quarter. Mond's TD throw to Corbin came after that to make it 28-0.

Spavital pulled Vitt for Jensen on Texas State's next drive, and he was quickly intercepted. Roney Elam jumped high in the air and snagged it with one hand before securing it with the other to give A&M the ball back.

Mond's only big mistake came when he was intercepted by Bryan London II in the third quarter. But it didn't matter much as Jones grabbed his second interception on the next play.

Freshman Isaiah Spiller had an 85-yard run late in the third quarter. The Aggies pushed the lead to 38-0 when Mond threw a 1-yard pass to Ausbon early in the fourth, and the QB headed to the bench soon after that.

	1	2	3	4	SCORE
TXST	0	0	0	7	7
TAMU	14	14	3	10	41

SCORING SUMMARY

1ST	07:44	TAMU	Davis 21 yd pass from Mond (Small kick)	9-72 4:11
	02:16	TAMU	Corbin 1 yd run (Small kick)	6-42 2:54
2ND	07:25	TAMU	Mond 5 yd run (Small kick)	5-40 2:41
	03:05	TAMU	Corbin 3 yd pass from Mond (Small kick)	5-42 2:12
3RD	03:37	TAMU	Small 22 yd field goal	9-25 4:21
4TH	14:55	TAMU	Ausbon 1 yd pass from Mond (Small kick)	4-94 1:23
	04:57	TAMU	Small 26 yd field goal	10-48 4:51
	00:36	TXST	Graham Jr 27 yd pass from Jensen (Rowland kick)	11-84 4:21

	TXST	TAMU
FIRST DOWNS	15	22
RUSHES-YARDS (NET)	15-8	36-246
PASSING YDS (NET)	211	232
Passes Att-Comp-Int	46-29-4	36-23-1
TOTAL OFFENSE PLAYS-YARDS	61-219	72-478
Fumble Returns-Yards	0-0	0-0
Punt Returns-Yards	1-5	2-13
Kickoff Returns-Yards	3-61	1-19
Interception Returns-Yards	1-13	4-57
Punts (Number-Avg)	7-35.6	3-43.3
Fumbles-Lost	0-0	1-1
Penalties-Yards	4-24	3-30
Possession Time	24:14	35:46
Third-Down Conversions	6 of 15	6 of 11
Fourth-Down Conversions	0 of 0	0 of 0
Red-Zone Scores-Chances	0-0	6-8
Sacks By: Number-Yards	0-0	3-22

RUSHING: TXST-AnthonyD Taylor 7-19; Gresh Jensen 2-2; Caleb Twyford 4-minus 1; Tyler Vitt 2-minus 12. **Texas A&M**-Isaiah Spiller 7-106; Jashaun Corbin 22-103; Kellen Mond 5-25; C Richardson 2-12.

PASSING: TXST-Gresh Jensen 20-31-2-160; Tyler Vitt 9-15-2-51. **Texas A&M**-Kellen Mond 19-27-1-194; Zach Calzada 4-9-0-38.

RECEIVING: TXST-Hutch White 7-60; Trevis Graham Jr 4-53; Seth Caillouet 4-37; Caleb Twyford 4-6; JahMarae Sheread 3-18; AnthonyD Taylor 3-8; Javen Banks 2-19; Mason Hays 2-10. **Texas A&M**-Quartney Davis 6-85; Jhamon Ausbon 6-75; Jashaun Corbin 4-12; Jalen Preston 2-18; Glenn Beal 2-10; Kendrick Rogers 1-12; Roshauud Paul 1-11; Jalen Wydermeyer 1-9.

INTERCEPTIONS: TXST-Bryan LondonII 1-13. **Texas A&M**-Myles Jones 2-33; Roney Elam 1-24; Leon O'Neal Jr. 1-0.

FUMBLES: TXST-None. **Texas A&M**-Kendrick Rogers 1-1.

	12/11 TEXAS A&M (1-1)	10
	1/1 CLEMSON (2-0)	24

SATURDAY, SEPT. 7 • MEMORIAL STADIUM • CLEMSON, S.C.
ATTENDANCE: 81,500 • TV: ABC

CLEMSON, S.C. (AP) -- Trevor Lawrence threw for one touchdown and ran for another and No. 1 Clemson won its record-tying 17th straight game with a dominating 24-10 victory over No. 12 Texas A&M on Saturday.

The Aggies (1-1) talked of an upset all week and figured to be the sternest test left for the defending national champions. Instead, the Tigers (2-0) methodically made plays, stretched out drives and pressured A&M junior quarterback Kellen Mond into an awful showing.

The Tigers will be double-digit favorites the rest of the regular season in their try for a fifth straight Atlantic Coast Conference title and College Football Playoff berth.

Texas A&M came in filled with confidence. The Aggies vowed they wouldn't let their near-miss, 28-26 loss to Clemson happen this time. They shrugged off the Death Valley crowd with all their own experience in loud Southeastern Conference venues. Offensive lineman Jared Hocker even predicted the upset.

Instead, it was A&M shaking its head about what went wrong as Clemson relentlessly wore down the Aggies with its collection of fast, talented playmakers.

It began with Lawrence, who scrambled out of pressure as Justyn Ross broke behind defenders for a way-too-easy, 30-yard TD catch to put Clemson up for good.

Then safety Nolan Turner jarred Mond on what would have been a first-down run to cause a fumble that linebacker James Skalski pounced on to blunt an Aggies' drive.

With the half running out, Clemson receiver Tee Higgins reached behind him to snag Lawrence's throw at the A&M 2. Two plays later, Lawrence had a 1-yard scoring run to send Clemson up 17-3 at the break.

The Aggies could not respond.

Lawrence went 24 of 35 passing for 268 yards.

Texas A&M's offense and Mond struggled against the rebuilt Tiger D. Gone were the swarming front four led by All-Americans -- and first round NFL draft picks -- Clelin Ferrell and Christian Wilkins. But the new group, led by sophomore defensive end Xavier Thomas, was just as potent. Thomas had a sack and the Tigers held Texas A&M to 92 yards in the opening half.

Mond, who threw for 430 yards against Clemson a season ago, finished with 236 yards passing -- only 115 of those the first three quarters -- with an interception and a fumble. His lone TD pass came with 6 seconds remaining in the game, a 2-yard lob to Jalen Wydermeyer.

	1	2	3	4	SCORE
TAMU	0	3	0	7	10
CLEM	0	17	7	0	24

SCORING SUMMARY

2ND	14:18	TAMU	Small 32 yd field goal	16-48 7:33
	10:52	CU	Ross 30 yd pass from Lawrence (Potter kick)	9-82 3:21
	04:57	CU	Potter 29 yd field goal	10-34 3:57
	00:33	CU	Lawrence 1 yd run (Potter kick)	9-89 2:53
3RD	05:50	CU	Dixon 4 yd run (Potter kick)	7-83 2:32
4TH	00:06	TAMU	Wydermyer 2 yd pass from Mond (Small kick)	16-91 5:43

	TAMU	CLEM
FIRST DOWNS	18	26
RUSHES-YARDS (NET)	27-53	33-121
PASSING YDS (NET)	236	268
Passes Att-Comp-Int	42-24-1	35-24-1
TOTAL OFFENSE PLAYS-YARDS	69-289	68-389
Fumble Returns-Yards	0-0	0-0
Punt Returns-Yards	0-0	2-8
Kickoff Returns-Yards	0-0	1-18
Interception Returns-Yards	1-0	1-0
Punts (Number-Avg)	6-44.8	4-42.2
Fumbles-Lost	2-1	0-0
Penalties-Yards	9-85	4-30
Possession Time	32:36	27:24
Third-Down Conversions	6 of 16	3 of 9
Fourth-Down Conversions	2 of 2	0 of 0
Red-Zone Scores-Chances	2-3	3-3
Sacks By: Number-Yards	2-22	2-18

RUSHING: **Texas A&M**-Jashaun Corbin 13-34; Isaiah Spiller 7-24; Kellen Mond 5-1; Team 2-minus 6. **Clemson**-DIXON 11-79; ETIENNE 16-53; RENCHER 1-1; TEAM 1-minus 1; LAWRENCE 4-minus 11.


PASSING: **Texas A&M**-Kellen Mond 24-42-1-236. **Clemson**-LAWRENCE 24-35-1-268.

RECEIVING: **Texas A&M**-Jhamon Ausbon 7-69; Kendrick Rogers 6-60; Quartney Davis 5-59; Isaiah Spiller 2-22; Jashaun Corbin 2-4; Camron Buckley 1-20; Jalen Wydermyer 1-2. **Clemson**-ROSS 7-94; HIGGINS 4-70; ETIENNE 4-52; CHALK 2-11; DIXON 2-8; RODGERS 2-6; NGATA 1-25; POWELL 1-2; LADSON 1-0.

INTERCEPTIONS: **Texas A&M**-Roney Elam 1-0. **Clemson**-MUSE 1-0.

FUMBLES: **Texas A&M**-Team 1-0; Kellen Mond 1-1. **Clemson**-None.

GAME SUMMARIES

	--/	LAMAR (2-1)	3
	16/15	TEXAS A&M (2-1)	62

SATURDAY, SEPT. 14 • KYLE FIELD • COLLEGE STATION, TEXAS
ATTENDANCE: 97,195 • TV: SEC NETWORK

COLLEGE STATION, Texas (AP) -- Freshman Isaiah Spiller ran for 116 yards and two touchdowns and Kellen Mond threw for 317 yards with a touchdown pass and run in three quarters to lead No. 16 Texas A&M to a 62-3 rout of Lamar on Saturday night.

Spiller shined in the first game since Jashaun Corbin sustained a season-ending hamstring injury last week at Clemson, running for touchdowns of 1 and 34 yards. Mond was 20 of 28 with an interception.

The Aggies (2-1) led 27-0 at halftime but Mond tried to throw in between two defenders on his first drive of the third quarter and was intercepted by Cameron Hayes. But the Cardinals couldn't get anything going on offense and had to punt.

Mond found Jhamon Ausbon, who had 109 yards receiving, for a 26-yard catch to get the next drive going and Spiller capped it with a 34-yard run to make it 34-0 midway through the third.

Lamar got on the board with a 32-yard field goal soon after that, but Mond orchestrated a 92-yard drive capped by a 10-yard TD pass to Ausbon on A&M's next drive to make it 41-3 and wrap up his night.

The Cardinals (2-1), an FCS team in the Southland Conference, were thoroughly overmatched in this one and were outgained 633 to 197 despite most of A&M's starters sitting down after three quarters. Dual-threat quarterback Jordan Hoy managed just 75 yards passing and six yards rushing.

The Aggies started a bit slow in this one and had to settle for a 21-yard field goal on their first drive after they had a first down at the 3 and couldn't punch it in.

Things didn't start out great on defense either as Clifford Chattman got a penalty for roughing the punter to give the Cardinals a new set of downs. They weren't able to move the ball after that and had to punt again four plays later.

Texas A&M marched down the field on the ensuing drive and capped it with a 2-yard touchdown run by Jacob Kibodi to make it 10-0 with about 3 1/2 minutes left in the first.

Ausbon dropped a would-be touchdown on third-and-5 on the next drive and the Aggies added a 31-yard field goal to lead 13-0 entering the second quarter.

Lamar put together a nice drive after that but came away empty when Bobby Brown blocked a 22-yard field goal attempt early in the second quarter.

Spiller had a 1-yard touchdown run in the second quarter and Mond added a score on a 12-yard run later in the period to leave A&M up 27-0 at halftime.

Freshman Zach Calzada took over for Mond on the last play of the third quarter and threw for 68 yards and two touchdowns.

	1	2	3	4	SCORE
LAMAR	0	0	3	0	3
TAMU	13	14	21	14	62

SCORING SUMMARY

1ST	10:26	TAMU	Small 21 yd field goal	9-71 4:34
	03:33	TAMU	Kibodi 2 yd run (Small kick)	7-68 3:43
	00:00	TAMU	Small 31 yd field goal	5-41 1:38
2ND	05:02	TAMU	Spiller 1 yd run (Small kick)	9-75 5:36
	01:45	TAMU	Mond 12 yd run (Small kick)	5-60 2:02
3RD	07:39	TAMU	Spiller 34 yd run (Small kick)	3-72 1:18
	05:46	LU	Giffen 32 yd field goal	6-73 1:53
	01:09	TAMU	Ausbon 10 yd pass from Mond (Small kick)	9-92 4:37
	00:02	TAMU	Wydermyer 25 yd pass from Calzada (Small kick)	1-25 0:06
4TH	07:19	TAMU	Smith 13 yd pass from Calzada (Small kick)	1-13 0:09
	01:51	TAMU	Richardson 13 yd run (Small kick)	9-59 3:23

	LAMAR	TAMU
FIRST DOWNS	9	35
RUSHES-YARDS (NET)	29-134	34-223
PASSING YDS (NET)	75	410
Passes Att-Comp-Int	26-10-0	41-26-1
TOTAL OFFENSE PLAYS-YARDS	55-209	75-633
Fumble Returns-Yards	0-0	1-8
Punt Returns-Yards	0-0	4-107
Kickoff Returns-Yards	1-15	1-16
Interception Returns-Yards	1-11	0-0
Punts (Number-Avg)	10-40.2	1-35.0
Fumbles-Lost	1-1	1-1
Penalties-Yards	4-42	7-53
Possession Time	25:41	34:19
Third-Down Conversions	1 of 16	4 of 9
Fourth-Down Conversions	0 of 0	2 of 2
Red-Zone Scores-Chances	1-2	8-8
Sacks By: Number-Yards	1-2	0-0


RUSHING: Lamar-Myles Wanza 8-65; A.J. Walker 7-38; Jermain Givens 8-27; Jordan Hoy 2-6; Kirkland Banks 1-1; Cole Starnes 3-minus 3. **TEXAS A&M**-Isaiah Spiller 14-116; Jacob Kibodi 11-45; Kellen Mond 4-25; C Richardson 2-22; James Foster 2-17; Zach Calzada 1-minus 2.

PASSING: Lamar-Jordan Hoy 10-24-0-75; Jermain Givens 0-2-0-0. **TEXAS A&M**-Kellen Mond 20-28-1-317; Zach Calzada 4-8-0-68; James Foster 2-5-0-25.

RECEIVING: Lamar-Myles Wanza 3-11; Kenny Allen 2-14; Kirkland Banks 2-11; Mason Sikes 1-16; Carmoni Green 1-12; Case Robinson 1-11. **TEXAS A&M**-Kendrick Rogers 6-83; Ainiac Smith 6-66; Jhamon Ausbon 4-109; Camron Buckley 4-60; Isaiah Spiller 2-21; Jalen Wydermyer 1-25; Ryan Renick 1-19; Jalen Preston 1-18; Glenn Beal 1-9.

INTERCEPTIONS: Lamar-Cameron Hayes 1-11. **TEXAS A&M**-None.

FUMBLES: Lamar-Myles Wanza 1-1. **TEXAS A&M**-Zach Calzada 1-1.

	8/9	AUBURN (3-0, 0-0)	-
	17/15	TEXAS A&M (2-1, 0-0)	-

SATURDAY, SEPT. 21 • KYLE FIELD • COLLEGE STATION, TEXAS
KICKOFF: 2:30 PM • TV: CBS