



# 2023 AUBURN BASEBALL

AUBURN ATHLETICS COMMUNICATIONS: 392 SOUTH DONAHUE DRIVE || AUBURN, AL 36849 || AUBURNTIGERS.COM || @AUBURN\_BASEBALL

## 2023 SCHEDULE

Day	Date	Opponent	Time/Result
FRI	FEB. 17	INDIANA	W, 8-4
SAT	FEB. 18	INDIANA	W, 6-1
SUN	FEB. 19	INDIANA	L, 2-11
Tue	Feb. 21	vs. North Alabama	W, 13-1 (7)
FRI	FEB. 24	USC	W, 5-3
SAT	FEB. 25	USC	W, 12-6
SUN	FEB. 26	USC	T, 12-12
WED	MAR. 1	FLORIDA A&M	W, 18-8 (7)
FRI	MAR. 3	LIPSCOMB	W, 7-3
SAT	MAR. 4	LIPSCOMB	W, 12-11
SUN	MAR. 5	LIPSCOMB	W, 4-3
TUE	MAR. 7	UAB	W, 4-1
Wed	Mar. 8	at Jacksonville State	W, 6-3
FRI	MAR. 10	SOUTHEASTERN	W, 7-1
SAT	MAR. 11	SOUTHEASTERN	L, 3-8
SAT	MAR. 11	SOUTHEASTERN	L, 7-8
TUE	MAR. 14	GEORGIA TECH	W, 12-11 (12)
Fri	Mar. 17	at #3 Arkansas*	L, 2-7
Sat	Mar. 18	at #3 Arkansas*	L, 3-9
Sun	Mar. 19	at #3 Arkansas*	L, 0-5
Tue	Mar. 21	vs. South Alabama	W, 6-5
THU	MAR. 23	GEORGIA*	W, 7-6 (11)
FRI	MAR. 24	GEORGIA*	W, 6-3
SAT	MAR. 25	GEORGIA*	L, 7-24
TUE	MAR. 28	NORTH ALABAMA	W, 14-1 (7)
Fri	Mar. 31	at #2 Florida*	W, 10-1
Sat	Apr. 1	at #2 Florida*	L, 5-12
Sun	Apr. 2	at #2 Florida*	L, 8-17
Tue	Apr. 4	at UAB	L, 5-6
THU	APR. 6	TEXAS A&M*	L, 5-9
FRI	APR. 7	TEXAS A&M*	W, 10-9
FRI	APR. 7	TEXAS A&M*	L, 6-12
Tue	Apr. 11	at Georgia Tech	L, 8-12 (10)
Fri	Apr. 14	at Alabama*	W, 8-4
Sat	Apr. 15	at Alabama*	L, 2-4
Sun	Apr. 16	at Alabama*	L, 1-6
TUE	APR. 18	SAMFORD	W, 13-3 (8)
FRI	APR. 21	MISSISSIPPI STATE*	W, 2-1
SAT	APR. 22	MISSISSIPPI STATE*	L, 10-11
SUN	APR. 23	MISSISSIPPI STATE*	W, 12-11
TUE	APR. 25	TROY	6 PM
Fri	Apr. 28	at South Carolina*	6 pm
Sat	Apr. 29	at South Carolina*	3 pm
Sun	Apr. 30	at South Carolina*	11 am
FRI	MAY 5	LSU*	6 PM
SAT	MAY 6	LSU*	8 PM
SUN	MAY 7	LSU*	1 PM
Tue	May 9	at Samford	6 pm
Thu	May 11	at Ole Miss*	7 pm
Fri	May 12	at Ole Miss*	6:30 pm
Sat	May 13	at Ole Miss*	2 pm
TUE	MAY 16	JACKSONVILLE STATE	6 PM
THU	MAY 18	MISSOURI*	6 PM
FRI	MAY 19	MISSOURI*	6 PM
SAT	MAY 20	MISSOURI*	2 PM

### POSTSEASON

May 23-28	SEC Tournament	TBA
June 2-5	NCAA Regionals	TBA
June 9-12	NCAA Super Regionals	TBA
June 16-26	College World Series	TBA

Home games in **BOLD CAPS**

All home games at Plainsman Park | All times central

\* SEC game

## GAME 41

AUBURN, ALA. (Samford Stadium-Hitchcock Field at Plainsman Park)



### AUBURN TIGERS (23-16-1, 7-11 SEC)

Head Coach: Butch Thompson (Birmingham-Southern, 1992)

Career Record: 284-201-1 (9th season) | Record at Auburn: 245-180-1 (8th season)

VS.



### TROY TROJANS (28-13, 10-8 SBC)

Head Coach: Skylar Meade (Louisville, 2007)

Career Record: 60-37 (2nd season) | Record at Troy: 60-37 (2nd season)

### » QUICK HITTERS

- Auburn is 8-2 in midweek games this season, including 5-0 in midweek games at home.
- The team's two midweek losses both came in walk-off fashion on the road.
- The Tigers are hitting .345 and scoring 9.9 runs per game in the midweek.
- The team is 18-7-1 at home this season and has won 31 of its last 41 home games since the middle of last year (31-9-1; .768).
- All three games vs. Mississippi State were decided by one run. The Tigers are 8-3 in one-run games this season.
- Sunday's seven-run comeback win marked the largest come-from-behind win in SEC play since 2010 and was the team's fourth walk-off win this season.
- Cooper McMurray homered in four straight games and totaled five home runs last week en route to being named the SEC Player of the Week.
- McMurray led the league in home runs and total bases (20), while tying for the league lead in runs (seven) and RBI (nine) for the week.
- Auburn is 58-23 all-time against Troy, including 36-9 against the Trojans at home.

## PITCHING MATCHUP

### AUBURN

### TROY

TUE | FR RHP **Hayden Murphy** (1-0, 10.05) vs. JR LHP **Ryan Pettys** (0-1, 4.15)

## GAME INFO

**Date:** Tuesday, Apr. 25, 2023  
**Game Time:** 6 p.m. CT  
**Site:** Auburn, Ala. / Plainsman Park (4,096)  
**TV:** SEC Network+  
**Talent:** Brit Bowen (pxp), Mark Fuller (color)  
**Radio:** 93.9 FM | AuburnTigers.com  
**Talent:** Brad Law, Paul Ellen  
**Live Stats:** StatBroadcast.com  
**Twitter Updates:** @AuburnBaseball  
**Postgame Recap:** AuburnTigers.com  
**Series History:** Auburn leads, 58-23  
**Auburn:** Auburn leads, 36-9  
**Troy:** Auburn leads, 13-9  
**Neutral:** Auburn leads, 6-4  
**Last Meeting:** Auburn 11, Troy 4 (5/10/22)  
**Streak:** W2

## AUBURN

23-16-1, 7-11 SEC

### Team Leaders

Batting Average: SR IF **Ike Irish** (.380)  
Runs: SR IF **Bryson Ware** (41)  
2B: Two tied (18)  
HR: SR IF **Bryson Ware** (16)  
RBI: SR IF **Bryson Ware** (48)  
Stolen Bases: GR OF **Justin Kirby** (6-6)

## TROY

28-13, 10-8 SBC

### Team Leaders

Batting Average: R-SO OF **Shane Lewis** (.331)  
Runs: JR IF **William Sullivan** (44)  
2B: SR C **Caleb Bartolero** (14)  
HR: R-SO OF **Shane Lewis** (18)  
RBI: R-SO OF **Shane Lewis** (61)  
Stolen Bases: SR OF **Hudson Hartsfield** (12-12)

## POTENTIAL STARTING LINEUP

Pos.	#	Player	AVG	AB	R	H	2B	3B	HR	RBI	SB-SBA	BB
C	24	Nate LaRue	.148	88	8	13	1	0	1	7	4-5	10
1B	26	Cooper McMurray	.282	71	21	20	4	0	10	29	0-0	25
2B	1	Caden Green	.240	100	20	24	4	0	2	12	2-3	17
3B	8	Bryson Ware	.353	153	41	54	9	1	16	48	4-6	16
SS	7	Cole Foster	.327	147	37	48	10	0	5	30	3-5	23
LF	3	Chris Stanfield	.315	89	16	28	4	2	2	16	3-3	9
CF	5	Kason Howell	.265	151	30	40	18	1	4	24	3-3	16
RF	27	Bobby Peirce	.349	106	29	37	6	2	3	19	1-1	9
DH	18	Ike Irish	.380	163	32	62	18	1	3	36	2-2	19



## AUBURN'S RECORD WHEN...

	2023	Under Thompson
Overall	23-16-1	245-180-1
SEC	7-11	86-111
Non-Conference	16-5-1	138-52-1
Postseason	0-0	21-17
Home	18-7-1	164-79-1
Away	3-9	55-78
Neutral	2-0	22-20
Current streak	W1	W1
Last 5 games	3-2	3-2
Last 10 games	5-5	5-5

### Situational:

AU scores first	13-6	159-60
Opp. scores first	10-10-1	86-120-1
AU scores 4+ runs	22-9-1	223-82-1
AU scores 3 runs or less	1-7	22-98
AU leads after 7 innings	17-1	197-17
8 innings	17-0	219-14
AU trails after 7 innings	4-13	20-133
8 innings	1-14	8-143
Game tied after 7 innings	2-1-1	23-25-1
8 innings	2-1-1	8-16-1
Extra Innings	2-1	13-19
1-run games	8-3	54-47
2-run games	1-1	3-18
3-run games	3-0	27-23
Games decided by 5+ runs	7-9	107-59
vs. LH Starter	5-3	71-54
vs. RH Starter	18-13-1	175-125-1
More hits than opponent	16-3	179-32
Fewer hits than opponent	4-13	41-137
Hits are tied	3-0-1	22-12-1
AU has 10+ hits	15-4-1	149-66-1
Opp. has 10+ hits	6-11-1	59-112-1
Hit a home run	21-11-1	165-81-1
Opp. hits a home run	10-11-1	109-118-1
AU quality start	2-0	70-22
Opp. quality start	2-5	28-64
AU commits no errors	13-5	113-46
Opp. commits no error	8-10	70-92

### By Day:

Sunday	2-4-1	37-34-1
Monday	0-0	3-2
Tuesday	6-2	51-20
Wednesday	2-0	20-7
Thursday	1-1	9-17
Friday	9-2	61-40
Saturday	3-7	60-57
Day Games (first pitch before 6 p.m.)	7-11-1	129-97-1
Night Games (first pitch after 6 p.m.)	16-5	116-83
Doubleheaders	1-3	27-19

### By Month:

February	5-1-1	50-15-1
March	13-6	87-47
April	5-9	56-58
May	0-0	34-47
June	0-0	16-10

### By Jersey:

White	3-0	60-33
Blue	10-4	53-37
Orange	2-1	51-36
Gray	2-5	30-43
Pinstripes	2-3-1	37-26-1
Cream Throwback	4-3	12-5

## UNIVERSITY INFORMATION

<b>Location</b>	Auburn, Ala.
<b>Enrollment</b>	31,526
<b>Founded</b>	October 1, 1856
<b>Nickname</b>	Tigers
<b>Colors</b>	Burnt Orange and Navy Blue
<b>President</b>	Dr. Christopher B. Roberts
<b>Athletics Director</b>	John Cohen
<b>Conference</b>	Southeastern (SEC West)
<b>Stadium / Capacity</b>	Samford Stadium-Hitchcock Field at Plainsman Park / 4,096
<b>Ticket Office Phone</b>	855-282-2010

## BASEBALL COACHING / SUPPORT STAFF

<b>Head Coach</b>	Butch Thompson (Birmingham-Southern, 1992)
<b>Record at Auburn / Seasons</b>	245-180-1 (.576) / 8th
<b>Career Coaching Record / Seasons</b>	284-201-1 (.585) / 9th
<b>Assistant Coach</b>	Karl Nonemaker (Vanderbilt, 2002)
<b>Assistant Coach</b>	Gabe Gross (Auburn, 2012)
<b>Pitching Coach</b>	Daron Schoenrock (Tennessee Tech, 1984)
<b>Director of Player Development</b>	Aaron Everett (UT Martin, 2012)
<b>Director of Operations</b>	Greg Drye (Southern Miss, 1998)
<b>Athletic Trainer</b>	Anthony Sandersen (South Dakota State, 2004)
<b>Strength &amp; Conditioning</b>	Chris Joyner (Minnesota State - Mankato, 2001)

## PROGRAM HISTORY

<b>Modern Era Program Record (since 1949)</b>	2,053-1,413-5 (.592)
<b>College World Series Appearances / Last</b>	6 / 2022
<b>College World Series Record</b>	4-12 (.250)
<b>NCAA Regional Appearances / Last</b>	23 / 2022
<b>NCAA Regional Record</b>	54-45 (.545)
<b>NCAA Super Regional Appearances / Last</b>	4 / 2022
<b>NCAA Super Regional Record</b>	5-6 (.455)
<b>Last Postseason Opponent</b>	Arkansas / 2022 College World Series
<b>Result</b>	Lost, 11-1

## POSTSEASON HISTORY

**College World Series Appearances: 6** (1967, 1976, 1994, 1997, 2019, 2022)

**Super Regional Appearances: 4** (1999, 2018, 2019, 2022)

**NCAA Regional Appearances: 23** (1963, 1967, 1976, 1978, 1987, 1989, 1993-95, 1997-2003, 2005, 2010, 2015, 2017, 2018, 2019, 2022)

**NCAA Regional Titles: 8** (1967, 1976, 1994, 1997, 1999, 2018, 2019, 2022)

## MEDIA RELATIONS

**Baseball Contact:** George Nunnelley, Asst. Director - Athletics Comm.

**Cell:** 502-609-9982

**Email:** gnnunnelley@auburn.edu

**Twitter:** @gnunnelley

**Associate AD:** Kirk Sampson

## 2023 AUBURN BASEBALL ROSTER

No.	Name	Pos.	Cl.	B/T	Ht.	Wt.	Exp.	Hometown (Previous School)
1	Caden Green	IF	Jr.	R/R	5-11	164	JC	Tulsa, Okla. (Seminole State)
2	Josh Hall	OF	Gr.	L/R	5-9	174	2L	Homewood, Ala. (Ole Miss)
3	Chris Stanfield	OF	Fr.	R/R	6-1	189	FR	Tallahassee, Fla. (Chiles)
4	Carter Wright	C	Jr.	R/R	6-0	195	JC	Blairsville, Ga. (Iowa Western)
5	Kason Howell	OF	5th	R/R	6-0	178	4L	Argyle, Texas (Liberty Christian)
6	Ryan Dyal	C	R-Jr.	L/R	5-10	197	2L	Senoia, Ga. (East Coweta)
7	Cole Foster	IF	Jr.	S/R	6-1	193	2L	Plano, Texas (Plano Senior)
8	Bryson Ware	IF/OF	Sr.	R/R	6-2	193	2L	Madison, Miss. (Pearl River)
9	Brody Moss	IF	So.	L/R	5-11	183	1L	Helena, Ala. (Helena)
10	Brody Wortham	IF	Gr.	R/R	6-1	187	TR	Wedowee, Ala. (West Georgia)
11	Gavin Miller	IF	Fr.	R/R	5-11	192	HS	Oakdale, Pa. (West Allegheny)
12	Drew Nelson	LHP/OF	Fr.	L/L	5-11	198	HS	Troy, Ala. (Pike Liberal Arts)
14	Justin Kirby	OF	Gr.	R/R	5-11	203	TR	Alpharetta, Ga. (Kent State)
16	Cam Hill	IF	Jr.	L/L	6-4	219	2L	Madison, Ala. (Bob Jones)
17	Trevor Horne	RHP	R-Fr.	L/R	6-3	203	RS	Phenix City, Ala. (Glenwood Academy)
18	Ike Irish	C	Fr.	L/R	6-2	202	HS	Hudsonville, Mich. (St. Mary's Prep)
20	Tommy Sheehan	LHP	Gr.	L/L	6-0	210	1L	Brielle, N.J. (Notre Dame)
21	Tommy Vail	LHP	Gr.	R/L	5-11	190	TR	Seattle, Wash. (Notre Dame/TCU)
22	Hayden Murphy	RHP/IF	Fr.	R/R	6-3	185	HS	Chula, Ga. (Tiftarea Academy)
23	Parker Carlson	RHP	So.	R/R	6-1	184	1L	Mobile, Ala. (Faith Academy)
24	Nate LaRue	C	Sr.	R/R	6-3	223	3L	Mobile, Ala. (McGill-Toolen)
25	Tanner Bauman	LHP	Jr.	L/L	6-4	208	JC	Jacksonville, Fla. (St. John's River State)
26	Cooper McMurray	IF	R-So.	L/L	6-3	258	TR	Tulsa, Okla. (Kansas)
27	Bobby Peirce	OF	R-Sr.	R/R	6-0	183	2L	Scottsdale, Ariz. (South Mountain)
28	Elliott Bray	RHP	Fr.	R/R	6-0	219	HS	Hartselle, Ala. (Hartselle)
29	Christian Herberholz	RHP	R-Jr.	R/R	5-11	197	JC	Scottsboro, Ala. (Southern Union)
31	Mike Bello	OF	So.	L/L	6-0	203	1L	Oak Ridge, N.J. (Pope John XXIII)
33	Will Cannon	RHP	So.	R/R	6-1	187	JC	Phenix City, Ala. (Northwest Florida State)
41	John Armstrong	RHP	So.	R/R	5-11	225	1L	Marietta, Ga. (Harrison)
43	Chase Isbell	RHP	Sr.	R/R	6-2	210	1L	Springville, Ala. (Samford)
44	Ryan Olson	RHP	Fr.	R/R	6-1	206	HS	Auburn, Ala. (Auburn)
45	Joseph Gonzalez	RHP	Jr.	R/R	6-4	233	2L	Humacao, P.R. (Leadership Christian Academy)
46	Chase Allsup	RHP	So.	R/R	6-1	238	1L	Dothan, Ala. (Dothan)
47	Cameron Keshock	RHP	Fr.	R/R	6-6	215	HS	Spanish Fort, Ala. (Spanish Fort)
51	Ty Mauldin	IF	Jr.	L/R	6-0	196	JC	Trussville, Ala. (Snead State)
54	Konner Copeland	LHP	Sr.	L/L	6-2	178	1L	Mobile, Ala. (Pensacola State)
77	Zach Crotchfelt	LHP	Fr.	L/L	6-2	210	HS	Jackson, N.J. (Jackson Memorial)

### COACHES & STAFF

30	Butch Thompson	Head Coach
36	Karl Nonemaker	Assistant Coach
39	Gabe Gross	Assistant Coach
40	Daron Schoenrock	Pitching Coach
	Aaron Everett	Director of Player Development
	Greg Drye	Director of Operations
	Sara Elizabeth Jackson	Special Assistant to the Head Coach
	Chris Joyner	Strength & Conditioning
	Anthony Sandersen	Athletic Trainer
	Wyn Grantham	Athletic Trainer Intern

### PRONUNCIATION GUIDE

Tanner BAUMAN ..... BOW-man (of a boat)  
 Ryan DYAL.....DIAL  
 KASON Howell..... KAY-son  
 Chase ISBELL.....IZ-bull  
 Cameron KESHOCK..... KEY-shock  
 Ty MAULDIN ..... MALL-den  
 Daron SCHOENROCK ..... SHOW-in-rock  
 Brody WORTHAM.....WORTH-um

**30 BUTCH THOMPSON HEAD COACH**

**THE AUBURN SKIPPER**

- Nine College World Series appearances / 18 postseason appearances
- 2013 National Runner-up (Mississippi State)
- 2001 National Champion (Birmingham-Southern)
- 2014 Baseball America/ABCA National Assistant Coach of the Year
- 2006 FCA Coach of the Year
- Coached 20 pitchers who went on to pitch in the Major Leagues
- Recruited and coached 38 pitchers who were drafted out of college that weren't drafted out of high school

**Butch Thompson enters his eighth season at the helm of the program in 2023, posting a record of 222-164 in his first seven seasons. He has led the program to the College World Series in two of the last three postseasons.**

Butch Thompson was named Auburn's head baseball coach on October 22, 2015 and enters his eighth season with the Tigers in 2023.

Thompson has returned the Tigers to prominence in seven seasons on The Plains as he has guided the team to a 222-164 overall record and has advanced to the NCAA Tournament four of the last five postseasons, including three Super Regional appearances in the last four years and two trips to the College World Series in the last three postseasons.

Thompson, who spent three seasons as an assistant coach and recruiting coordinator at Auburn from 2006-08, returned to The Plains after seven seasons at Mississippi State as both associate head coach and pitching coach.

A native of Amory, Miss., Thompson has coached 33 Division I All-Americans and 43 all-conference performers. He has seen 20 of his former pitchers called up to Major League Baseball, including 14 since 2014. Thompson has also turned 38 pitchers who went undrafted out of high school into MLB draft picks.

Along with his pitching pedigree, Thompson is also considered one of the top recruiters in the country. Since 2003, he has secured 15 recruiting classes that were ranked in the top 10 by either Baseball America or Perfect Game, including the program record No. 4 class in 2017 and No. 5 class in 2022. His classes signed from 2006-08 at Auburn each ranked in the top 18 nationally.

In 30 years of coaching at the collegiate level, including 21 in the Southeastern Conference, Thompson has coached nine College World Series participants, including leading the Tigers to the program's first trip to the College World Series in 22 years in 2019 and taking the team back for the second time in three seasons in 2022. Auburn is one of six programs to appear in two of the last three College World Series, and Thompson is one of five active SEC coaches who have taken their program to a pair of College World Series in a three-year span. Thompson has also coached one national champion and a national runner-up, won nine conference championships and made 18 postseason appearances.

Thompson was named the 2006 Fellowship of Christian Athletes SEC Coach of the Year while at Auburn and the 2014 Baseball America and American Baseball Coaches Association (ABCA) National Assistant Coach of the Year while at Mississippi State.

During his tenure with the Tigers, Thompson has led the team to three straight NCAA Tournament appearances from 2017-19 for the first time since 2001-03, including back-to-back super regionals in 2018 and 2019 for the first time in program history. Auburn has finished five of Thompson's seven seasons in the top 25, including three in the top 10. The No. 5 national ranking to finish 2022 was tied for the second highest mark in program history.

The 2022 season marked one of the most successful in recent program history as the Tigers went 43-22 overall and 16-13 in SEC play. The 43 wins were tied for the most since 1999, and the winning conference record marked the Tigers' third under Thompson after doing so just once from 2004-15.

Auburn went 37-18 in the regular season and lost back-to-back games on just three occasions before being selected as a regional host for the first time since 2010. The Tigers swept Southeastern, Florida State and UCLA in the regional, outscoring them 51-18 in the process, before becoming the first team to defeat Oregon State in a home super regional by taking down the Beavers in a dramatic winner-take-all game three. Auburn moved on to Omaha and defeated Stanford 6-2 to secure the program's first College World Series win since 1997.

In seven seasons at MSU, Thompson made four NCAA regional trips, two Super



Regionals, won the SEC Tournament and advanced to the College World Series finishing as NCAA runner-up in 2013. In three of his last four seasons in Starkville, the Bulldogs' staff ERA finished no higher than 3.06. Thompson's 2013 pitching staff was one of two nationally to finish in the top 15 in ERA, strikeouts per nine innings and hits allowed per nine innings.

In addition to his experience at Auburn and Mississippi State, Thompson also spent four seasons at Georgia from 2002-05, including a trip to the College World Series in 2004. While there, he guided the development of future Major Leaguers Josh Fields, Mitchell Boggs and Brooks Brown.

Thompson launched his coaching career as pitching coach and top assistant at Huntingdon College (Ala.) in 1993, before returning to his alma mater in Birmingham, where he helped lead the Panthers to back-to-back Southern States Conference Championships and in 1995 coached BSC to its first NAIA World Series berth.

Thompson left BSC briefly to serve as head coach at Jefferson State Community College in Birmingham in 1997. While at JSCC, he was honored as the Regional Tournament Coach of the Year, the ABCA Alabama Junior College Coach of the Year and the Southeast Region Coach of the Year after guiding JSCC to a 39-21 mark, the AJCAA Region 22 State Championship and a third-place finish in the NJCAA Division II World Series.

He returned to Birmingham-Southern as top assistant the following season, beginning a four-year run during the most successful span in BSC baseball history. The Panthers won 196 games and four TranSouth Conference Championships and made three-consecutive appearances in the NAIA World Series. BSC's 2001 team posted a school-best 55-11 mark and captured the NAIA National Championship.

In 2002, Thompson joined the SEC baseball coaching fraternity as a pitching coach and recruiting coordinator at Georgia and has been a part of the league for the past 17 seasons.

Thompson currently serves as the large-school representative for the Alabama Baseball Coaches Association and is an All-American committee member representing the South region for the ABCA.

Thompson prepped at Amory (Miss.) High School and later starred as a pitcher at Itawamba (Miss.) Community College from 1989-90. He is a member of both the ICC Athletic Hall of Fame (Class of 2014) and MACCC Hall of Fame (Class of 2021).

Thompson earned a Bachelor's Degree in History at BSC in 1992 and completed a Master's Degree in Sports Administration at UAB in 1996. He is married to the former Robin Ashe of Birmingham, Ala., and they are the parents of three daughters --- Anna, Olivia and Madelyn Gail.



## HONORING AN AUBURN LEGEND

- Auburn unveiled a statue of Frank Thomas outside of Plainsman Park on Saturday, Apr. 8.
- Following a three-year career at Auburn when he hit .382 with 49 home runs and 205 RBI, Thomas was selected by the Chicago White Sox with the seventh overall pick in the 1989 MLB Draft and went on to enjoy a 19-year MLB career with the White Sox, Athletics and Blue Jays.
- Thomas is the only player in MLB history with seven straight seasons of 20 or more home runs, 100+ RBI, 100+ walks and a .300+ average.
- He was elected into the National Baseball Hall of Fame in his first year of eligibility in 2014 and remains the only SEC baseball player to earn the distinct honor.



### NOTABLE QUOTES


"I'm so humbled, grateful and thankful for this distinct honor. I never imagined any of this when I started chasing my dream here at Auburn University. At Auburn I became a man. I was so blessed to have coaches who pushed me to new heights and instilled toughness and a will to win that I never knew existed until then. Auburn set me on a path to my hall of fame career that resulted from hard work, dedication and commitment. I learned there that there are no shortcuts to success and I carry that lesson with me today." ~ **Frank Thomas**

"To get to a day like this marks exponential growth and I know the best is yet to come. Our players, through their highest of highs of Omaha and through their grind of tough days, have examples. Frank, you're another example for us all. For our student-athletes, for our university, for our future generations." ~ **Butch Thompson**



## WELCOME TO THE SHOW

- Former Auburn slugger Edouard Julien made his MLB debut with the Minnesota Twins on Wednesday, Apr. 12, becoming the 58th big leaguer in program history, including the seventh since Aug. 2020.
  - Case Mize (Tigers): Aug. 17, 2020
  - Ben Braymer (Nationals): Aug. 28, 2020
  - Josh Palacios (Blue Jays): Apr. 9, 2021
  - Keegan Thompson (Cubs): May 2, 2021
  - Gabe Klobosits (Nationals): July 30, 2021
  - Davis Daneil (Angels): June 11, 2021
  - Edouard Julien (Twins): Apr. 12, 2023
- Auburn's seven players called up to MLB since Aug. 2020 are tied for the second most in the Southeastern Conference.



- A two-year starter for the Tigers from 2018-19, Julien totaled 27 home runs and 126 RBI in his time on the Plains, marking the most RBI of any player in the Southeastern Conference during the span.
- Rated by MLB Pipeline as the Twins' No. 4 prospect and the No. 96 prospect in all of baseball, Julien is a .283 career minor league hitter with 48 doubles, 37 home runs and 142 RBI in 233 games at the start of his third professional season. His 215 walks and .437 on-base percentage since the start of the 2021 season are the best in minor league baseball during the span.
- Julien, who is a two-time MiLB.com Organizational All-Star and member of the 2022 MLB Pipeline All-Prospect Second Team, earned a spot on the Twins' 40-man roster entering 2023 and went 8-for-23 (.348) with three home runs and six RBI in eight games at Spring Training. He was selected to represent Team Canada at the World Baseball Classic, where he went 7-for-13 with two doubles, two home runs, five walks, five runs and a stolen base.
- Julien recorded his first career MLB hit with a single off the wall in an 11-2 win against the Yankees on Apr. 13. He came back around in the first inning and hit his first career MLB home run to left field.

**NATIONAL POLLS**

**NEWS & NOTES**

**BASEBALL AMERICA**

Apr. 24

1. LSU\*
2. South Carolina\*
3. Wake Forest
4. Florida\*
5. Vanderbilt
6. Arkansas\*
7. Coastal Carolina
8. Campbell
9. Stanford
10. Texas Tech
11. Virginia
12. Arizona State
13. Miami
14. East Carolina
15. Kentucky
16. Duke
17. West Virginia
18. Boston College
19. Dallas Baptist
20. Oregon
21. Oklahoma State
22. Oregon State
23. UTSA
24. UConn
25. Indiana\*

**D1 BASEBALL**

Apr. 24

1. LSU\*
2. Wake Forest
3. South Carolina\*
4. Florida\*
5. Vanderbilt
6. Coastal Carolina
7. Arkansas\*
8. Stanford
9. Campbell
10. UConn
11. Boston College
12. East Carolina
13. Virginia
14. Texas Tech
15. Kentucky
16. Miami
17. Arizona State
18. West Virginia
19. Dallas Baptist
20. Duke
21. Louisville
22. Oregon State
23. Oregon
24. Tennessee
25. UTSA

**USA TODAY**

Apr. 24

1. LSU\*
2. Wake Forest
3. South Carolina\*
4. Florida\*
5. Vanderbilt
6. Arkansas\*
7. Coastal Carolina
8. Stanford
9. Campbell
10. Virginia
11. Kentucky
12. Boston College
13. UConn
14. East Carolina
15. Texas Tech
16. Tennessee
17. Miami
18. Arizona State
19. Louisville
20. Dallas Baptist
21. West Virginia
22. Duke
23. Oregon
24. Oklahoma State
25. Indiana\*

**NCBWA**

Apr. 17

1. LSU\*
2. Wake Forest
2. Florida\*
4. Vanderbilt
5. Arkansas\*
6. East Carolina
7. South Carolina\*
8. Virginia
9. Louisville
10. Stanford
11. Campbell
12. Kentucky
13. Coastal Carolina
14. North Carolina
15. Texas
16. UConn
17. Boston College
18. Texas Tech
19. Arizona State
20. Miami
21. Tennessee
22. UCLA
23. Dallas Baptist
24. FGCU
25. Oregon

**PERFECT GAME**

Apr. 24

1. LSU\*
2. South Carolina\*
3. Wake Forest
4. Florida\*
5. Coastal Carolina
6. Dallas Baptist
7. Arkansas\*
8. Tennessee
9. Stanford
10. Campbell
11. Vanderbilt
12. Boston College
13. Texas Tech
14. Kentucky
15. Indiana\*
16. East Carolina
17. UConn
18. Duke
19. Virginia
20. Miami
21. Indiana State
22. Oregon
23. West Virginia
24. UTSA
25. Arizona State

**COLLEGIATE BASEBALL**

Apr. 24

1. LSU\*
2. Wake Forest
3. South Carolina\*
4. Arizona State
5. Cal State Fullerton
6. Vanderbilt
7. Arkansas\*
8. Florida\*
9. Virginia
10. Kentucky
11. Stanford
12. Miami
13. UC Santa Barbara
14. Indiana State
15. Oregon
16. Campbell
17. Oklahoma State
18. West Virginia
19. Boston College
20. Dallas Baptist
21. Duke
22. Texas Tech
23. Indiana\*
24. Central Michigan
25. Wichita State

**AUBURN IN THE POLLS**

**BA D1 CB NC PG USA**

- Pre. 22 NR NR NR 17 NR  
 2/20 23 NR NR NR 17 --  
 2/27 23 NR NR NR 13 NR  
 3/6 20 NR 20 NR 11 25  
 3/13 NR NR 24 NR 18 NR  
 3/20 NR NR NR NR NR NR

**BA D1 CB NC PG USA**

- 3/27 NR NR NR NR NR NR  
 4/3 NR NR NR NR NR NR  
 4/10 NR NR NR NR NR NR  
 4/17 NR NR NR NR NR NR  
 4/24 NR NR NR NR NR NR

**SCOUTING THE TROJANS**

- Troy enters the week with a 28-13 overall record and 10-8 mark in Sun Belt play, coming in ranked No. 33 in the RPI.
- The Trojans have won three straight weekend series and are 8-3 overall since Apr. 6.
- Offensively, Troy is hitting .290 as a team and ranks 11th in the country with 74 home runs. Junior outfielder Shane Lewis leads the way with a .326 average to go along with 18 homers and 61 RBI, both good for the sixth most in the country this season.
- On the mound, the Trojans have turned in a 5.57 staff ERA with 436 strikeouts in 355.2 innings, good for the 10th best strikeout rate in the country.

**THREE KEYS TO THE GAME**

- Auburn's points of emphasis this season are producing the biggest inning, fewest freebies and most baserunners.
- The team that has produced the biggest inning is 30-4 (.882). Six games have had an equal biggest inning with one ending in a tie and four in one-run wins, including two in extra innings.
- The team that has produced the most baserunners in a game is 31-8-1 (.788).
- The team that has issued the fewest freebies is 24-10-1 (.700). Five games have been tied on freebies.

**COMEBACK KIDS**

- After winning 22 games in which they trailed last year, the Tigers have notched 11 comeback wins this season.
- Thirty-three of the Tigers' 66 wins since the start of last season are comebacks.
- Auburn has come back from a pair of seven-run deficits this season - vs. Georgia Tech on Mar. 14 and vs. Mississippi State on Apr. 23.
- The comeback win vs. Mississippi State was the program's largest in SEC play since responding from a nine-run deficit against the Bulldogs on May 8, 2010.

**FLARE FOR THE DRAMATIC**

- Cole Foster hit a walk-off double in the bottom of the ninth inning in Sunday's finale to clinch the series vs. Mississippi State.
- The walk-off win was Auburn's fourth this season
  - Mar. 4 vs. Lipscomb: Ike Irish single (9th)
  - Mar. 14 vs. Georgia Tech: Brody Wortham single (12th)
  - Mar. 23 vs. Georgia: Carter Wright walk (11th)
  - Apr. 23 vs. Miss State: Cole Foster double (9th)

**CLOSE CALLS**

- All three games in the series vs. Mississippi State were decided by one run.
- Auburn is 8-3 in one-run games this season.

**RECORD WATCH**

- Senior captain Kason Howell is third in program history and the NCAA active career leader in doubles (66).
  - Todd Faulkner (1998-01) - 71
  - Gabe Gross (1999-01) - 68
  - Kason Howell (2019-23) - 66
- He also ranks seventh in Auburn history and fifth among active NCAA players in at-bats (843).

**HOWELL'S HOLDING IT DOWN**

- Howell has started in 152 of the last 153 games dating back to 2021 and in 228 games in his Auburn career.
- With 230 career games played, Howell is 17 games shy of breaking the program record
- He is third among active NCAA Division I players and tied for sixth in program history in the category.

**DOUBLE TROUBLE**

- Howell and freshman Ike Irish rank tied for first in the SEC and ninth in the NCAA with 18 doubles apiece.
- As a team, the Tigers lead the SEC and rank 37th in the NCAA with 85 two-baggers.

**SEC WEEKLY HONORS**

- Cooper McMurray was named the SEC Player of the Week after homering five times in four games last week.
- He led the league in homers and total bases (20) and tied for the league lead in runs (seven) and RBI (nine).
- McMurray joins Bryson Ware with homers in four straight games this season and is the first Auburn player to homer in three straight SEC games since 2010.
- His five RBI in the finale tied for the most by an Auburn player in a SEC game since 2011.

**COOP COMES BACK CRUSHING**

- McMurray returned to the lineup from an ankle injury with a pair of pinch hits vs. Georgia - single and two-RBI double.
- He has four doubles, eight homers and 23 RBI in 18 games and 16 starts since his return.
- McMurray leads the team with a .342 average in SEC play and is tied with Ware for the team lead with seven homers and 20 RBI.
- He ranks second in the SEC in slugging (.974), third in on-base percentage (.519), fifth in home runs and seventh in RBI in league play.

**WARE-ING 'EM OUT**

- Coming into the year a .246 hitter in 92 games, Bryson Ware leads the team and ranks top 10 in the SEC in homers (16), RBI (48), slugging percentage (.739) and total bases (113) while hitting at a .353 clip.
- He hit a go-ahead, three-run home run in the bottom of the 8th inning in the finale vs. Mississippi State, marking his fourth game-tying or go-ahead home run in the 8th inning or later this season.
  - Mar. 4 vs. LIP: game-tying two-run HR
  - Mar. 5 vs. LIP: go-ahead three-run HR
  - Apr. 11 at GT: go-ahead three-run HR
  - Apr. 23 vs. MSU: go-ahead three-run HR
- Ware was named the No. 4 third baseman in D1 Baseball's latest position power rankings and a Second Team Midseason All-American.

**GOLDEN SPIKES WATCH LIST**

- Ware was one of 45 student-athletes named to the Golden Spikes Award Midseason Watch List earlier this month.
- He is the sixth Auburn player since 2016 to earn the distinction - Anfernee Grier (2016), Keegan Thompson (2017), Casey Mize (2017, '18), Tanner Burns (2019), Sonny DiChiara (2022), Bryson Ware (2023).

**BOBBY BARRELS**

- Bobby Peirce registered Auburn's first five-hit game of the season and finished a homer shy of the cycle at Georgia Tech on Apr. 11.
- Peirce went on an 11-game hitting streak from Mar. 28-Apr. 15 and has reached in 16 straight games since his return.
- He leads the team with a .391 average, 22 runs and 25 hits in 16 games since his streak began.

**WE WANNA BE LIKE IKE**

- Ike Irish ranks third in the SEC and 30th in the country in hits (62), including tied for third among freshmen nationally.
- He collected multiple hits in 13 of his first 17 career games and is tied with Florida's Jac Caglianone for the SEC lead with 22 multi-hit games this season.

**STARTERS SUCCESS**

- Tommy Vail and Christian Herberholz have combined to allow two runs on 11 hits with 22 strikeouts in 20.2 innings pitched the last two SEC series at Alabama and vs. Miss State.

**VALIANT EFFORT FROM VAIL**

- Vail turned in 6.2 scoreless innings en route to earning his first SEC win in the series opener at Alabama on Apr. 14.
- The outing marked the longest by an Auburn pitcher in SEC play since Joseph Gonzalez pitched 7.1 innings at Tennessee on May 1, 2022 and was the team's first quality start in SEC play this season.
- He followed it up by pitching 5.0 scoreless with 10 strikeouts in the opener vs. Mississippi State on Apr. 21.
- Vail is the first Auburn pitcher to strike out 10+ in a SEC game since Tanner Burns in 2019.

**SEIZING THE OPPORTUNITY**

- Herberholz has been inserted into the weekend rotation the last two weekends and has turned in a 2.00 ERA in 9.0 innings.
- He pitched a season-high 5.0 scoreless vs. Miss State Saturday and leads the team with a 2.66 ERA in 20.1 innings in SEC play.

**FRESH FACES**

- Twenty of Auburn's 37 players on the roster are new to the program this season.
- Auburn has started at least four new players in 35 straight games and in 38 of 40 contests this season.

**READY TO RIDE THE BULL**

- Auburn's next two weekends come on the road at No. 2 South Carolina (34-6, 13-4 SEC) and at home against No. 1 LSU (32-7, 12-5 SEC).

**FAB FIVE FROSH**

- Auburn's five freshmen in Perfect Game's top 100 were the second most in the country.
  - Zach Crotchfelt; LHP; Jackson, N.J.
  - Ike Irish; C/DH; Hudsonville, Mich.
  - Gavin Miller; IF; Oakdale, Pa.
  - Hayden Murphy; RHP; Chula, Ga.
  - Chris Stanfield; OF; Tallahassee, Fla.

**RECRUITING RANKINGS**

- The Tigers 2022 incoming class was ranked unanimously in the top 10 by Perfect Game (No. 5), Baseball America (No. 6), Collegiate Baseball (No. 8) and D1 Baseball (No. 10).
- Perfect Game's No. 5 ranking is tied for the second highest in program history, trailing only the No. 4 class from 2017.
- Auburn's next two classes for 2023 and 2024 are also ranked in the top 10 by Perfect Game.

**ACCOLADES FOR THE ASSISTANTS**

- Assistant coaches Karl Nonemaker and Gabe Gross both took home hardware in 2022.
- Nonemaker was named the American Baseball Coaches Association NCAA Division I Assistant Coach of the Year and Gross earned Alabama Baseball Coaches Association Division I Assistant Coach of the Year honors.

**SEC EXPERIENCE ON STAFF**

- Auburn's coaching staff includes 43 years of experience as a SEC coach.
  - Butch Thompson: 21 years
  - Karl Nonemaker: 8 years
  - Gabe Gross: 7 years
  - Daron Schoenrock: 7 years

**THE ROAD TO OMAHA**

- Auburn advanced to the College World Series for the second time in the last three postseasons in 2022, becoming one of six programs to accomplish the feat - Auburn, Arkansas, Mississippi State, Texas, Stanford and Vanderbilt.
- The Tigers hosted a regional for the first time in 12 years and outscored the opponents 51-18, marking the most runs by a SEC team in a three-game regional.
- The team then became the first program to defeat Oregon State in a home super regional, and secured the program's first win in Omaha since 1997 with a 6-2 win against Stanford.

**BIG SHOES TO FILL**

- The Tigers have been tasked with replacing its top four hitters - Sonny DiChiara, Blake Rambusch, Brooks Carlson and Brody Moore - and five of its top pitchers - Mason Barnett, Trace Bright, Blake Burkhalter, Hayden Mullins and Carson Skipper - from 2022.



**THE LAST TIME...**

**BATTING SUPERLATIVES**

**5 hits in a game**  
6 hits in a game

Reached base 6 times  
Reached base 7 times

4 runs in a game  
5 runs in a game  
6 runs in a game

**10-game hitting streak**  
**15-game hitting streak**  
20-game hitting streak  
25-game hitting streak  
30-game hitting streak

**3 doubles in a game**  
4 doubles in a game

2 triples in a game  
3 triples in a game

**2 home runs in one game**  
3 home runs in one game

**7 RBI in a game**  
8 RBI in a game  
9 RBI in a game  
10 RBI in a game

**Grand slam home run**  
**Inside-the-park home run**  
HR to begin game  
Two HR in one inning  
**HR in consecutive at-bats**  
HR in three consecutive at-bats  
**HR in consecutive games**  
**HR in three consecutive games**  
**HR in three consecutive SEC games**  
**HR in four consecutive games**  
HR in four consecutive SEC games  
HR in five consecutive games  
Walk-off HR  
Pinch-hit HR  
Pinch-hit grand slam  
HR in first at-bat of season  
HR in both games of DH

Hit for the cycle

Hit from both sides of plate  
in same inning  
**Two hits in same inning**

Stole home  
**Stole two bases in a game**  
Stole three bases in a game

**Hit by a pitch 2 times in a game**  
Hit by a pitch 3+ times in a game

Scored 20 or more runs  
Scored 25 or more runs  
Scored 30 or more runs

**Scored 5 runs in an Inning**  
**Scored 6 runs in an Inning**  
**Scored 7 runs in an Inning**  
Scored 8 runs in an Inning  
Scored 9 runs in an Inning  
**Scored 10+ runs in an Inning**  
Recorded 10+ hits in an Inning  
Scored in every inning

**Recorded 15-19 hits**  
**Recorded 20 or more hits**

**Hit 3 or more home runs in an inning**  
**Hit 3 or more home runs in a game**  
Hit 5 or more home runs in a game  
Hit 7 or more home runs in a game  
Hit back-to-back home runs  
Hit back-to-back-to-back home runs

**Had 5 doubles**  
Had 6 doubles  
Had 7 doubles  
**Had 8 doubles**  
Had 9+ doubles

Stole 5 bases in a game  
Stole 6 bases in a game  
Stole 7 bases in a game  
Stole 8 bases in a game

**Walked 10+ times**  
Did not strike out in a game

**Bobby Peirce at Georgia Tech [5-for-5] (4/11/23)**  
Tyler Johnstone vs. Elon [6-for-7, 2B, 3B] (2/25/05)

Kason Howell vs. Florida State [4-5, 2 BB] (6/4/22)  
Brody Moore vs. Florida State [5-5, 2BB] (6/4/22)

Brody Moore vs. Florida State (6/4/22)  
Sonny DiChiara vs. Florida State (6/4/22)  
Bryson Ware vs. Alabama A&M (2/24/21)

**Bobby Peirce, 11 games (3/28-4/15/23)**  
**Bryson Ware, 18 games (3/14-4/14/23)**  
A. Grier, 22 games, (5/31/15-3/22/16)  
Justin Fradejas, 27 games (3/23-5/7/10)  
Casey Dunn, 31 games (2/22 [G1]-4/15/97)

**Kason Howell vs. Lipscomb (3/3/22)**  
Ken Dempsey vs. Georgia (1971)

Jay Gonzalez vs. Alabama State (2/28/12)  
never

**Cooper McMurray vs. Mississippi State (4/23/23)**  
Cole Foster vs. Southeastern (6/3/22)

**Justin Kirby vs. USC (2/26/23)**  
Justin Bryant at Georgia (3/19/10)  
Cole Foster vs. Southeastern (6/3/22)  
Bob Berry vs. Huntington (4/15/82)

**Justin Kirby vs. USC (2/26/23)**  
**Kason Howell vs. Southeastern (3/11/23)**  
Ryan Bliss vs. #11 Ole Miss (5/25/21)  
Cole Foster vs. Southeastern [1st] (6/3/22)  
**Cooper McMurray vs. Mississippi State (4/23/23)**  
Edouard Julien (2/20-22/19)  
**Cooper McMurray (4/22-23/23)**  
**Cooper McMurray (4/21-23/23)**  
**Cooper McMurray (4/21-23/23)**  
**Cooper McMurray (4/18-23/23)**  
Mike Bianucci (5/2-9/08)  
Tim Lemons (4/6-10/85)  
Kason Howell vs. Yale (G1 - 2/26/22)  
Cam Hill vs. Kentucky (3/26/21)  
Edouard Julien vs. BYU (G1 - 3/3/18)  
Steven Williams vs. Longwood (2/17/18)  
Dylan Ingram at #7 Mississippi St. (4/29/17)

Judd Ward [3B, 1B, HR, 2B] vs. Illinois-Chicago (G1 - 2/15/20)

Cole Foster [1st inn.]  
vs. Southeastern (6/3/22)

**Kason Howell [HR, 3B] vs. Mississippi State [9th] (4/22/23)**

Josh Hall vs. Kansas State (2/20/22)  
**Cole Foster vs. Samford (4/18/23)**  
Anfernee Grier vs. Southern (2/26/16)

**Bryson Ware at #2 Florida (4/2/23)**  
Dan Glevenyak at Alabama (4) (4/11/14)

21 vs. Florida State (6/4/22)  
25 vs. Longwood (2/17/18)  
33 vs. Alabama A&M (2/24/21)

**5, vs. Texas A&M (1st) (4/6/23)**  
**6, vs. Samford (8th) (4/18/23)**  
**7, vs. Mississippi State (9th) (4/23/23)**  
8, at UAB (5th) (3/19/19)  
9, vs. Rhode Island (1st) (G1 - 3/5/22)  
**11, vs. Florida A&M (1st) (3/1/23)**  
11, vs. Furman (5th) (2/12/00)  
vs. Coppin State (3/18/14)

**17, vs. Lipscomb (3/4/23)**  
**20, vs. Georgia Tech (3/14/23)**

**3, vs. Florida A&M [1st] (3/1/23)**  
**4, vs. Mississippi State (4/23/23)**  
7, vs. Southeastern (6/3/22)  
7, vs. Southeastern (6/3/22)  
C. Foster & S. DiChiara vs. Southeastern (1st) (6/3/22)  
R. Bliss, T. Miller & R. Woley vs. Texas A&M (1st)  
(5/15/21)

**5, vs. Lipscomb (3/3/23)**  
6, vs. Jacksonville State (4/21/21)  
7, vs. Chicago State (3/8/20)  
**8, vs. Lipscomb (3/4/23)**  
11, vs. Alabama A&M (2/24/21)

5, vs. Bethune-Cookman (5/6/14)  
6, vs. #21 Tennessee (3/17/19)  
7, vs. Presbyterian (5/8/12)  
8, vs. Alcorn State (2/22/12)

**11, vs. North Alabama (3/28/23)**  
vs. Belmont (3/11/12)

**PITCHING SUPERLATIVES**

**INDIVIDUAL**  
Nine-inning no-hitter  
Nine-inning no-hitter (combined)

Seven-inning no-hitter

Nine-inning perfect game  
Seven-inning perfect game

Nine-inning one-hitter (individual)  
Nine-inning one-hitter (combined)

Five-inning one-hitter

Nine-inning two-hitter

**Complete game**  
Complete game shutout  
Consecutive complete games

**Struck out 10 batters**  
Struck out 11 batters  
Struck out 12 batters  
Struck out 13 batters  
Struck out 15 batters

**TEAM**  
Struck out 15+ batters  
Struck out 20+ batters

Struck out 15 batters consecutive games  
Shut out an opponent  
Consecutive shutouts  
Three straight shutouts  
Shut out an SEC opponent  
Shut out an SEC opponent on the road  
Consecutive SEC shutouts  
Consecutive SEC shutouts on the road

**Was shut out**  
Was held to one hit  
Was no hit

**FIELDING SUPERLATIVES**  
2 errors in a game  
3 errors in a game  
4 errors in a game

**3 double plays turned in a game**  
4 double plays turned in a game  
5 double plays turned in a game

Triple play (Auburn)  
Triple play (Opponent)

Threw a runner out at HP to end game

**MISC. SUPERLATIVES**  
Won 10 or more consecutive games  
Won 15 or more consecutive games  
Won 8 or more consecutive SEC games  
Lost 5 or more consecutive games

Home winning streak  
Road winning streak  
Season-opening winning streak

**Extra-innings victory**  
**Extra-innings loss**

**Swept a 3-game series**  
Swept a road series  
Swept a road SEC series  
Swept a SEC series  
Swept a 4-game series  
Swept a doubleheader

Allowed 3 runs or fewer in a three-game series  
Allowed 3 runs or fewer in a four-game series  
Allowed 3 runs or fewer in a SEC series  
Allowed 4 runs or fewer in a series  
Allowed 4 runs or fewer in a SEC series  
Allowed 3 runs or fewer in a road series  
Allowed 3 runs or fewer in a SEC road series

**Overcome a deficit of 7+ runs**

Won a 1-0 game  
Lost a 1-0 game

**Walk-off win**  
**Walk-off loss**

Casey Mize vs. Northeastern (3/9/18)  
Mike Mueller [2.0], Lee Carter [1.0],  
Brandon Channell [1.0], Reid Price [1.0], Andrew Skinner [1.0], Arnold  
Hughey [1.0], Ken Clayton [1.0], Cory Duedeit [0.2], Sean Jones [0.1]  
vs. UAB (3/19/02)

Jason Johnson vs. LaGrange College (4/30/91)

Eric Brandon vs. Murray State (3/2/02)  
Jason Johnson vs. LaGrange College (4/30/91)

Keegan Thompson vs. Presbyterian (3/1/14)  
Tanner Burns [7.0], Cody Greenhill [2.0]  
vs. Chicago State (3/6/20)

Kevin Davis [3.2], Jacob Milliman [1.1], vs. Radford  
(2/22/15)

Tanner Burns [9.0] vs. Cincinnati (3/1/19)

**Drew Nelson vs. North Alabama [7] (3/28/23)**  
Jack Owen vs. UTSA (3/9/19)  
K. Thompson vs. Arkansas & LSU (4/4 & 4/11/15)

**10 by Tommy Vail vs. Mississippi State (4/21/23)**  
11 by Jordan Armstrong vs. Yale (2/25/22)  
12 by Casey Mize at Kentucky (3/23/18)  
13 by Casey Mize vs. Texas A&M (3/16/18)  
15 by Tanner Burns vs. Cincinnati (3/1/19)

16, Bright [8], Sheehan [3], Burkhalter [5]  
vs. Stanford (6/20/22)

20, Fuller [4], Watson [4], Anderson [3], Greenhill [4],  
Skipper [3], Wade [2] vs. #9 Arkansas (4/5/19)  
vs. Ga State, at Missouri (4/5-7/16)  
2-0 vs. South Carolina (4/24/22)  
16-0 / 12-0 [7] vs. Rhode Island (3/5/22)  
2-0 vs. UTSA / 5-0 vs. UTSA (3/6-9/19)  
2-0 vs. South Carolina (4/24/22)  
3-0 at Missouri (5/21/21)  
5-0 and 4-0 at Miss. State (3/27-28/15)  
5-0 and 4-0 at Miss. State (3/27-28/15)

**5-0 at #3 Arkansas (3/19/23)**  
vs. #24 Missouri (4/1/18)  
vs. #13 Arkansas (5/25/17)

Jake Wyandt vs. #1 Ole Miss (3/17/22)  
Luke Jarvis vs. Presbyterian (3/11/17)  
Brett Burnham at Alabama (4/5/00)

**vs. Samford (4/18/23)**  
at #1 Arkansas (4/3/21)  
never

vs. Memphis (5/22/78)  
at Florida [4th] (3/15/08)

Bryson Ware at Mississippi State (4/17/22)

15 (2/24-3/22/19)  
15 (2/24-3/22/19)  
9 (4/1-21/95)  
5 (4/2-11/21)

21 (1964-66)  
14 (1967/1995)  
17 (2/7-3/5/97)

**7-6, vs. Georgia [11 inn] (3/23/23)**  
**8-12, at Georgia Tech [10 inn] (4/11/23)**

**vs. Lipscomb (3/3-5/23)**  
at Alabama (4/20-21/18)  
at Alabama (4/20-21/18)  
vs. South Carolina (4/22-24/22)  
Rhode Island (3/4-6/22)  
Rhode Island (3/5/22)

2, vs. Chicago State (3/6-8/20)  
3, vs. Rhode Island (3/4-6/22)  
3, vs. Miss. State (3/27-29/15)  
3, vs. UTSA (3/8-9/19)  
4, vs. Georgia (4/23-25/15)  
3, vs. Miss. State (3/27-29/15)  
3, vs. Miss. State (3/27-29/15)

7-6, vs. Georgia [11 inn] (3/23/23)  
**8-12, at Georgia Tech [10 inn.] (4/11/23)**

vs. Mercer (5/30/15) [NCAA Regional]  
vs. Ohio State (2/15/14)

**vs. Mississippi State [9 inn.] (4/23/23)**  
**at Georgia Tech [10 inn.] (4/11/23)**



# HITTER PROFILES

## 31 • MIKE BELLO OF

6-0 • 203 • 50 • Oak Ridge, NJ • Pope John XXIII

### CAREER STATISTICS

YEAR	AVG	GP-GS	AB	R	H	2B	3B	HR	RBI	SB-A
2022	.253	43-27	99	18	25	4	0	1	12	1-1
2023	.167	14-5	30	4	5	0	0	0	3	0-0
TOTAL	.233	57-32	129	22	30	4	0	1	15	1-1

### SEASON HIGHS

**AB:** 4, three times  
**R:** 2, vs. USC (2/26)  
**H:** 2, vs. GT (3/14)  
**2B:** --  
**HR:** --  
**RBI:** 1, three times

### CAREER HIGHS

5, two times  
 4, two times  
 3, two times  
 1, four times  
 2, three times

## 6 • RYAN DYAL C

5-10 • 197 • R-JR • Senoia, GA • East Coweta

### CAREER STATISTICS

YEAR	AVG	GP-GS	AB	R	H	2B	3B	HR	RBI	SB-A
2021	.200	31-22	70	18	14	2	0	3	7	1-1
2022	.217	32-27	92	23	20	4	0	4	26	0-0
2023	.222	12-7	27	4	6	0	0	0	3	0-0
TOTAL	.212	75-56	189	45	40	6	0	7	36	1-1

### SEASON HIGHS

**AB:** 5, vs. Southeastern (3/10)  
**R:** 2, vs. FAMU (3/1)  
**H:** 1, six times  
**2B:** --  
**HR:** --  
**RBI:** 1, three times

### CAREER HIGHS

5, five times  
 3, two times  
 2, seven times  
 1, six times  
 1, seven times  
 4, vs. Rhode Island (3/6/22)

## 7 • COLE FOSTER IF

6-1 • 193 • JR • Plano, TX • Plano Senior

- Hit a walk-off double in the finale vs. Miss State (4/23)
- Went 3-for-4 with 3 R, 1 HR and 1 RBI vs. Samford (4/18)
- Ranked by D1 Baseball as the No. 12 SS in the country
- Named to the Brooks Wallace Award Watch List

### CAREER STATISTICS

YEAR	AVG	GP-GS	AB	R	H	2B	3B	HR	RBI	SB-A
2021	.292	15-4	24	5	7	3	0	0	1	0-0
2022	.272	52-51	169	40	46	11	0	9	47	2-4
2023	.327	37-37	147	37	48	10	0	5	30	3-5
TOTAL	.294	105-93	343	82	101	24	0	14	78	5-9

### SEASON HIGHS

**AB:** 6, at Georgia Tech (4/11)  
**R:** 3, five times  
**H:** 4, two times  
**2B:** 1, 10 times  
**HR:** 1, five times  
**RBI:** 4, vs. Southeastern (3/10)

### CAREER HIGHS

6, two times  
 4, vs. Southeastern (6/3/22)  
 4, three times  
 2, vs. Stanford (6/20/22)  
 3, vs. Southeastern (6/3/22)  
 9, vs. Southeastern (6/3/22)

## 1 • CADEN GREEN IF

5-11 • 164 • JR • Tulsa, OK • Seminole State

- Has started in 19 straight games at 2B

### CAREER STATISTICS

YEAR	AVG	GP-GS	AB	R	H	2B	3B	HR	RBI	SB-A
2021*	.448	39-4	125	38	56	16	2	9	44	8-11
2022*	.425	48-4	181	66	77	22	2	13	49	12-16
2023	.240	35-32	100	20	24	4	0	2	12	2-3
TOTAL	.387	122-32	406	124	157	42	4	24	105	22-30

### SEASON HIGHS

**AB:** 6, vs. GT (3/14)  
**R:** 2, three times  
**H:** 2, five times  
**2B:** 1, four times  
**HR:** 1, two times  
**RBI:** 2, at Florida (4/2)

### CAREER HIGHS

6, three times  
 4, vs. Rose State (3/5/22)  
 5, at Western OK State (3/29/22)  
 2, seven times  
 1, 24 times  
 5, vs. Murray State (1/31/21)

## 2 • JOSH HALL OF

5-9 • 174 • GR • Homewood, AL • Ole Miss

- Entered as a pinch runner and scored the game-winning run in the finale vs. Miss State (4/23)

### CAREER STATISTICS

YEAR	AVG	GP-GS	AB	R	H	2B	3B	HR	RBI	SB-A
2019*	.171	54-9	35	12	6	0	1	1	7	10-11
2021	.326	20-10	43	10	14	2	2	0	9	5-6
2022	.269	18-6	26	5	7	1	0	0	2	1-1
2023	.267	19-3	15	5	4	0	0	0	4	1-1
AU	.298	57-19	84	20	25	3	2	0	15	7-8
TOTAL	.260	112-28	119	32	31	3	3	1	22	17-19

### SEASON HIGHS

**AB:** 5, vs. GT (3/14)  
**R:** 2, vs. FAMU (3/1)  
**H:** 3, vs. GT (3/14)  
**2B:** --  
**HR:** --  
**RBI:** 2, two times

### CAREER HIGHS

5, three times  
 3, vs. AAMU (2/23/21)  
 3, two times  
 1, three times  
 1, vs. Ark-Pine Bluff (3/20/19)  
 3, vs. AAMU (2/23/21)

## 16 • CAM HILL IF

6-4 • 219 • JR • Madison, AL • Bob Jones

### CAREER STATISTICS

YEAR	AVG	GP-GS	AB	R	H	2B	3B	HR	RBI	SB-A
2021	.270	35-30	111	19	30	6	1	5	22	0-0
2022	.278	39-26	108	16	30	7	0	1	19	0-1
2023	.214	9-4	14	1	3	0	0	0	2	0-0
TOTAL	.270	83-60	233	36	63	13	1	6	43	0-1

### SEASON HIGHS

**AB:** 3, vs. UNA (2/21)  
**R:** 1, vs. UNA (2/21)  
**H:** 1, three times  
**2B:** --  
**HR:** --  
**RBI:** 2, vs. UNA (2/21)

### CAREER HIGHS

5, six times  
 4, at Missouri (5/20/21)  
 3, four times  
 2, vs. Texas A&M (5/16/21)  
 1, six times  
 4, vs. Boston College (3/6/21)

## 5 • KASON HOWELL OF

6-0 • 178 • 5th • Argyle, TX • Liberty Christian

- Tied for the league lead with nine RBI last week
- Is the NCAA active leader in career doubles (66) and ranks 3rd in Auburn history in the category
- Has started 228 career games, including 152 of the last 153 dating back to 2021

### CAREER STATISTICS

YEAR	AVG	GP-GS	AB	R	H	2B	3B	HR	RBI	SB-A
2019	.262	63-63	225	31	59	10	0	0	28	14-16
2020	.359	11-10	39	8	14	7	0	0	6	0-0
2021	.260	52-51	177	29	46	12	0	8	30	8-13
2022	.287	65-65	251	50	72	19	2	2	35	11-13
2023	.265	39-39	151	30	40	18	1	4	24	3-3
TOTAL	.274	230-228	843	148	231	66	3	14	123	36-45

### SEASON HIGHS

**AB:** 7, vs. GT (3/14)  
**R:** 3, two times  
**H:** 3, three times  
**2B:** 3, vs. Lipscomb (3/3)  
**HR:** 1, four times  
**RBI:** 4, three times

### CAREER HIGHS

7, vs. GT (3/14/23)  
 3, six times  
 4, vs. Florida State (6/4/22)  
 3, two times  
 2, two times  
 5, at Missouri (5/20/21)

## 18 • IKE IRISH DH/C

6-2 • 202 • FR • Hudsonville, MI • St. Mary's Prep

- Went 3-for-4 with 2B and 3 R in finale vs. Miss State
- Has 3 H in 3 of the last 8 games and is hitting .394 (13-for-33) during the span
- Leads the team and is tied with Florida's Jac Caglianone for the SEC lead with 22 multi-hit games
- Is 3rd in the SEC and T-3rd among freshmen nationally in hits (62)

### CAREER STATISTICS

YEAR	AVG	GP-GS	AB	R	H	2B	3B	HR	RBI	SB-A
2023	.380	40-40	163	32	62	18	1	3	36	2-2

### SEASON HIGHS

**AB:** 6, vs. GT (3/14)  
**R:** 3, three times  
**H:** 4, two times  
**2B:** 2, two times  
**HR:** 1, three times  
**RBI:** 5, vs. North Alabama (3/28)

### CAREER HIGHS

6, vs. GT (3/14/23)  
 3, three times  
 4, two times  
 2, two times  
 1, three times  
 5, vs. North Alabama (3/28/23)

## 14 • JUSTIN KIRBY OF

5-11 • 203 • GR • Alpharetta, GA • Kent State

- Reached base in 20 straight games until a pinch-hit strikeout in the finale at Alabama (4/16)

### CAREER STATISTICS

YEAR	AVG	GP-GS	AB	R	H	2B	3B	HR	RBI	SB-A
2019*	.313	42/37	147	42	46	14	2	9	30	9-11
2020*	.189	12/12	37	3	7	3	0	0	2	0-0
2021*	.301	48/43	146	31	44	8	1	5	25	10-10
2022*	.323	53/51	198	44	64	17	1	15	45	14-20
2023	.260	34-33	123	26	32	9	1	8	27	6-6
TOTAL	.295	189-176	651	142	192	51	5	37	129	39-47

### SEASON HIGHS

**AB:** 6, three times  
**R:** 3, two times  
**H:** 4, vs. GT (3/14)  
**2B:** 1, nine times  
**HR:** 2, vs. USC (2/26)  
**RBI:** 7, vs. USC (2/26)

### CAREER HIGHS

6, eight times  
 4, two times  
 4, three times  
 2, five times  
 3, at Northern Illinois (4/19/22)  
 7, vs. USC (2/26/23)

## 24 • NATE LARUE C

6-3 • 223 • SR • Mobile, AL • McGill-Toolen

- Went 2-for-4 with 2 RBI and his first HR of the season in the finale vs. Miss State (4/23)
- Was 2nd on the team with a .429 AVG vs. MSU
- Tied for the SEC in runners caught stealing (6) and leads SEC catchers in pickoffs (4)

### CAREER STATISTICS

YEAR	AVG	GP-GS	AB	R	H	2B	3B	HR	RBI	SB-A
2020	.294	8-3	17	6	5	1	0	0	2	0-0
2021	.219	16-10	32	8	7	2	0	2	5	0-0
2022	.211	52-42	152	19	32	8	0	6	34	2-2
2023	.148	31-29	88	8	13	1	0	1	7	4-5
TOTAL	.197	107-84	289	41	57	12	0	9	48	5-6

### SEASON HIGHS

**AB:** 5, at Florida (3/31)  
**R:** 1, eight times  
**H:** 2, vs. Miss State (4/23)  
**2B:** 1, at Florida (4/1)  
**HR:** 1, vs. Miss State (4/23)  
**RBI:** 2, vs. Miss State (4/23)

### CAREER HIGHS

5, six times  
 3, vs. Southeastern (6/3/22)  
 3, at Texas A&M (3/27/22)  
 2, vs. Arkansas (5/6/22)  
 2, vs. Southeastern (6/3/22)  
 5, at Texas A&M (3/27/22)

## 26 • COOPER McMURRAY IF

6-3 • 258 • R-SO • Tulsa, OK • Kansas

- Named the SEC Player of the Week after hitting 5 HR in four games last week
- Led the SEC in HR and total bases (20) and tied for league lead in runs (7) and RBI (9)
- Is the first AU player to homer in three straight SEC games since 2010
- Has 4 2B, 8 HR and 23 RBI in 18 games since returning from an ankle injury on Mar. 23
- Is 2nd in the league in SLG and 3rd in OBP in SEC play

### CAREER STATISTICS

YEAR	AVG	GP-GS	AB	R	H	2B	3B	HR	RBI	SB-A
2022*	.248	42-33	113	16	28	6	0	9	19	0-0
2023	.282	25-23	71	21	20	4	0	10	29	0-0
TOTAL	.261	67-56	184	37	48	10	0	19	48	0-0

### SEASON HIGHS

**AB:** 4, six times  
**R:** 3, vs. USC (2/25)  
**H:** 3, vs. USC (2/25)  
**2B:** 1, four times  
**HR:** 2, two times  
**RBI:** 5, vs. Miss State (4/23)

**3 • CHRIS STANFIELD OF**

6-1 • 189 • FR • Tallahassee, FL • Chiles

- Scored the game-winning run in the bottom of the 8th inning of the series opener vs. Miss State (4/21)
- Went 4-for-9 in the first two games of the MSU series
- Hit a two-run HR in the series opener at Alabama and went 2-for-5 with 3 BB and 4 R in the series

**CAREER STATISTICS**

YEAR	AVG	GP-GS	AB	R	H	2B	3B	HR	RBI	SB-A
2023	.315	32-23	89	16	28	4	2	2	16	3-3

**SEASON HIGHS**  
**AB:** 5, four times  
**R:** 2, three times  
**H:** 2, eight times  
**2B:** 1, four times  
**HR:** 1, two times  
**RBI:** 2, six times

**CAREER HIGHS**  
**AB:** 5, four times  
**R:** 2, three times  
**H:** 2, eight times  
**2B:** 1, four times  
**HR:** 1, two times  
**RBI:** 2, six times

**8 • BRYSON WARE IF**

6-2 • 211 • SR • Madison, MS • Pearl River

- Hit a go-ahead 3-run HR in the 8th in the finale vs. MSU (4/23), marking his 4th game-tying or go-ahead HR in the 8th inning this season
- Went on a career-best 18-game hitting streak from 3/14-4/14, the longest in the league at the time
- Ranks top 10 in the SEC in HR (16), RBI (48), slugging (.739) and total bases (113)
- Named to Golden Spikes Award Midseason Watch List

**CAREER STATISTICS**

YEAR	AVG	GP-GS	AB	R	H	2B	3B	HR	RBI	SB-A
2020*	.321	16-7	53	14	17	3	3	5	17	4-5
2021	.254	43-37	138	36	35	6	1	6	26	4-5
2022	.234	49-23	94	23	22	8	2	1	21	4-4
2023	.353	40-40	153	41	54	9	1	16	48	4-6
AU	.288	132-100	385	100	111	23	4	23	95	12-15
TOTAL	.292	148-100	438	114	128	26	7	28	112	16-20

**SEASON HIGHS**  
**AB:** 7, vs. GT (3/14)  
**R:** 3, three times  
**H:** 3, five times  
**2B:** 2, two times  
**HR:** 2, at Arkansas (3/18)  
**RBI:** 3, nine times

**CAREER HIGHS**  
**AB:** 7, vs. GT (3/14/23)  
**R:** 3, three times  
**H:** 3, five times  
**2B:** 2, two times  
**HR:** 2, at Arkansas (3/18/23)  
**RBI:** 3, nine times

**10 • BRODY WORTHAM IF**

6-1 • 187 • GR • Wedowee, AL • West Georgia

**CAREER STATISTICS**

YEAR	AVG	GP-GS	AB	R	H	2B	3B	HR	RBI	SB-A
2019*	.317	30-20	82	19	26	5	0	1	14	2-3
2020*	.324	20-20	71	16	23	7	0	1	10	4-4
2021*	.411	41-41	163	37	67	13	1	4	26	10-12
2022*	.372	45-44	183	47	68	9	2	9	32	9-10
2023	.118	12-2	17	4	2	0	0	0	2	0-0
TOTAL	.360	148-127	516	123	186	34	3	15	84	25-29

**SEASON HIGHS**  
**AB:** 4, vs. South Alabama (3/21)  
**R:** 2, vs. South Alabama (3/21)  
**H:** 1, two times  
**2B:** --  
**HR:** --  
**RBI:** 1, two times

**CAREER HIGHS**  
**AB:** 4, vs. South Alabama (3/21)  
**R:** 2, vs. South Alabama (3/21)  
**H:** 1, two times  
**2B:** --  
**HR:** --  
**RBI:** 1, two times

**4 • CARTER WRIGHT C**

6-0 • 195 • JR • Blairsville, GA • Iowa Western

- Is hitting .333 (5-for-15) with 6 RBI since Mar. 21
- Went 1-for-3 with 2 RBI in the middle game vs. TAMU
- Drew a bases-loaded walk in the bottom of the 11th inning in the series opener vs. UGA (3/23)

**CAREER STATISTICS**

YEAR	AVG	GP-GS	AB	R	H	2B	3B	HR	RBI	SB-A
2021*	.353	43-7	119	34	42	8	0	0	27	0-0
2022*	.371	39-9	124	29	46	9	1	1	43	4-4
2023	.200	16-5	25	3	5	0	0	0	6	0-0
TOTAL	.347	96-5	268	66	93	17	1	1	76	4-4

**SEASON HIGHS**  
**AB:** 4, vs. South Alabama (3/21)  
**R:** 1, three times  
**H:** 2, vs. South Alabama (3/21)  
**2B:** --  
**HR:** --  
**RBI:** 2, two times

**CAREER HIGHS**  
**AB:** 4, vs. South Alabama (3/21)  
**R:** 1, three times  
**H:** 2, vs. South Alabama (3/21)  
**2B:** --  
**HR:** --  
**RBI:** 2, two times

**PITCHER PROFILES**

**46 • CHASE ALLSUP RHP**

6-1 • 238 • SO • Dothan, AL • Dothan

- T-4th on the team with 14 appearances

**CAREER STATISTICS**

YEAR	ERA	W-L	G/S	IP	H	R	ER	BB	K	BAA
2022	3.38	1-0	23/0	29.1	24	15	11	17	36	.226
2023	8.49	0-0	14/3	23.1	36	23	22	20	28	.353
TOTAL	5.64	1-0	37/3	52.2	60	38	33	37	64	.288

**SEASON HIGHS**  
**IP:** 3.2, vs. USC (2/24)  
**H:** 5, two times  
**R:** 6, at Georgia Tech (4/11)  
**ER:** 6, at Georgia Tech (4/11)  
**K:** 5, vs. Lipscomb (3/3)  
**BB:** 4, at Georgia Tech (4/11)  
**PC:** 74, at Georgia Tech (4/11)

**CAREER HIGHS**  
**IP:** 3.2, vs. USC (2/24/23)  
**H:** 5, two times  
**R:** 6, at Georgia Tech (4/11/23)  
**ER:** 6, at Georgia Tech (4/11/23)  
**K:** 5, vs. Lipscomb (3/3)  
**BB:** 4, at Georgia Tech (4/11/23)  
**PC:** 74, at Georgia Tech (4/11/23)

**41 • JOHN ARMSTRONG RHP**

5-11 • 225 • SO • Marietta, GA • Harrison

- Picked up his 2nd save vs. Samford (4/18)
- Earned his sixth win of the season and struck out a season-high five in the middle game vs. Texas A&M
- Ranks 2nd in the SEC in wins with six
- Named to the NCBWA Stopper of the Year Watch List

**CAREER STATISTICS**

YEAR	ERA	W-L	G/S	IP	H	R	ER	BB	K	BAA
2022	4.26	1-0	19/0	19.0	20	13	9	11	21	.294
2023	5.40	6-2	19/1	33.1	35	24	20	14	32	.263
TOTAL	4.99	7-2	38/1	52.1	55	37	29	25	53	.274

**SEASON HIGHS**  
**IP:** 3.1, two times  
**H:** 7, at Florida (4/1)  
**R:** 7, at Florida (4/1)  
**ER:** 4, at Florida (4/1)  
**K:** 5, vs. Texas A&M (4/7)  
**BB:** 3, two times  
**PC:** 65, vs. Texas A&M (4/7)

**CAREER HIGHS**  
**IP:** 3.1, two times  
**H:** 7, at Florida (4/1/23)  
**R:** 7, at Florida (4/1/23)  
**ER:** 4, at Florida (4/1)  
**K:** 5, vs. Texas A&M (4/7/23)  
**BB:** 3, two times  
**PC:** 65, vs. Texas A&M (4/7/23)

**25 • TANNER BAUMAN LHP**

6-4 • 208 • JR • Jacksonville, FL • St. John's River

- Tied for the team lead with two wins in SEC play
- Pitched 1.1 scoreless and earned the win in the series opener vs. MSU (4/21)
- Earned his first SEC win after holding Florida scoreless in 4.0 innings in relief (3/31)

**CAREER STATISTICS**

YEAR	ERA	W-L	G/S	IP	H	R	ER	BB	K	BAA
2021*	4.70	2-3	19/4	44.0	47	28	23	18	40	.267
2022*	5.91	3-10	16/14	77.2	96	69	51	34	100	.292
2023	6.35	3-1	14/3	34.0	33	25	24	23	31	.256
TOTAL	5.67	8-14	49/21	155.2	176	122	98	75	171	--

**SEASON HIGHS**  
**IP:** 4.1, vs. Texas A&M (4/6)  
**H:** 7, vs. Southeastern (3/10)  
**R:** 6, vs. Texas A&M (4/6)  
**ER:** 6, vs. Texas A&M (4/6)  
**K:** 5, vs. Lipscomb (3/3)  
**BB:** 3, three times  
**PC:** 82, vs. Texas A&M (4/6)

**CAREER HIGHS**  
**IP:** 4.1, vs. Texas A&M (4/6)  
**H:** 7, vs. Southeastern (3/10)  
**R:** 6, vs. Texas A&M (4/6)  
**ER:** 6, vs. Texas A&M (4/6)  
**K:** 5, vs. Lipscomb (3/3)  
**BB:** 3, three times  
**PC:** 82, vs. Texas A&M (4/6/23)

**33 • WILL CANNON RHP**

6-1 • 187 • SO • Phenix City, AL • NW Florida State

- Is 2nd on the team with a 4.19 ERA in SEC play
- Earned his first SEC save with a scoreless 9th inning in the opener vs. MSU (4/21)
- Earned the win in 3.0 IP in relief vs. UGA (3/23)
- Matched a career best with 4.2 IP and a season best with 4 Ks at Arkansas (3/19)

**CAREER STATISTICS**

YEAR	ERA	W-L	G/S	IP	H	R	ER	BB	K	BAA
2022*	3.10	3-2	14/1	29.0	23	10	10	19	30	.213
2023	4.64	2-1	15/2	33.0	39	19	17	21	31	.305
TOTAL	3.92	5-3	29/3	62.0	62	29	27	40	61	--

**SEASON HIGHS**  
**IP:** 4.2, at Arkansas (3/19)  
**H:** 8, vs. Miss State (4/23)  
**R:** 5, vs. Miss State (4/23)  
**ER:** 5, vs. Miss State (4/23)  
**K:** 4, two times  
**BB:** 3, two times  
**PC:** 77, at Florida (3/31)

**CAREER HIGHS**  
**IP:** 4.2, at Arkansas (3/19)  
**H:** 8, vs. Miss State (4/23/23)  
**R:** 5, vs. Miss State (4/23/23)  
**ER:** 5, vs. Miss State (4/23/23)  
**K:** 4, two times  
**BB:** 3, two times  
**PC:** 77, at Florida (3/31/23)

**23 • P. CARLSON RHP**

6-1 • 184 • SO • Mobile, Ala. • Faith Academy

- Is T-3rd on the team with 13 relief appearances
- Is 1-0 with a 1.80 ERA, 1 SV and 11 Ks in his last 10.0 IP and 10 appearances
- Matched a season-high with 1.2 IP at Alabama (4/15)
- Earned his first career save vs. Texas A&M (4/7)

**CAREER STATISTICS**

YEAR	ERA	W-L	G/S	IP	H	R	ER	BB	K	BAA
2022	8.59	1-1	5/0	7.1	8	7	7	3	10	.267
2023	3.00	1-0	13/0	12.0	14	6	4	11	16	.280
TOTAL	5.12	2-1	18/0	19.1	22	13	11	14	26	.275

**SEASON HIGHS**  
**IP:** 1.2, two times  
**H:** 3, two times  
**R:** 3, vs. FAMU (3/1)  
**ER:** 1, four times  
**K:** 3, two times  
**BB:** 2, two times  
**PC:** 40, vs. Georgia (3/25)

**CAREER HIGHS**  
**IP:** 1.2, two times  
**H:** 3, two times  
**R:** 3, two times  
**ER:** 1, four times  
**K:** 3, two times  
**BB:** 2, two times  
**PC:** 40, two times

**54 • K. COPELAND LHP**

6-2 • 185 • SR • Mobile, AL • Pensacola State

- Pitched the final 4.1 innings and earned the win in the finale vs. MSU (4/23)

**CAREER STATISTICS**

YEAR	ERA	W-L	G/S	IP	H	R	ER	BB	K	BAA
2020*	5.28	0-2	3/1	15.1	19	12	9	7	8	.297
2021*	1.74	7-1	12/8	57.0	43	14	11	16	81	.201
2022	4.20	3-0	9/2	15.0	20	11	7	8	19	.328
2023	8.62	2-1	11/4	24.0	37	25	23	9	22	.359
AU	6.92	5-1	20/6	39.0	57	36	30	17	41	.348
TOTAL	4.04	12-4	36/17	111.1	119	62	50	40	130	--

**SEASON HIGHS**  
**IP:** 5.0, at JSU (3/8)  
**H:** 6, vs. GT (3/14)  
**R:** 5, vs. GT (3/14)  
**ER:** 5, vs. GT (3/14)  
**K:** 6, two times  
**BB:** 3, at UAB (4/4)  
**PC:** 66, vs. UNA (2/21)

**CAREER HIGHS**  
**IP:** 5.0, two times  
**H:** 6, vs. GT (3/14/23)  
**R:** 5, vs. GT (3/14/23)  
**ER:** 5, vs. GT (3/14/23)  
**K:** 6, two times  
**BB:** 3, at UAB (4/4/23)  
**PC:** 66, vs. Kennesaw St. (4/20/22)

**77 • Z. CROTCHFELT LHP**

6-2 • 210 • FR • Jackson, N.J. • Jackson Memorial

- Is 2nd on the team in Ks (35) and T-3rd in IP (34.0)
- Started the midweek vs. Samford (4/18) and struck out three batters with two walks in the first inning
- Started the finale vs. MSU (4/23) but was forced to leave with a back injury after 1.2 IP
- Ranked the No. 93 player in the 2022 class by PG

**CAREER STATISTICS**

YEAR	ERA	W-L	G/S	IP	H	R	ER	BB	K	BAA
2023	6.09	0-2	12/6	34.0	36	29	23	23	35	.269

**SEASON HIGHS**  
**IP:** 5.0, vs. Southeastern (3/11)  
**H:** 6, vs. Georgia (3/25)  
**R:** 6, at Arkansas (3/18)  
**ER:** 4, two times  
**K:** 5, two times  
**BB:** 4, vs. Miss State (4/23)  
**PC:** 82, vs. Southeastern (3/11)

**CAREER HIGHS**  
**IP:** 5.0, vs. Southeastern (3/11/23)  
**H:** 6, vs. Georgia (3/25/23)  
**R:** 6, at Arkansas (3/18/23)  
**ER:** 4, two times  
**K:** 5, two times  
**BB:** 4, vs. Miss State (4/23/23)  
**PC:** 82, vs. Southeastern (3/11/23)

**45 • J. GONZALEZ RHP**

6-4 • 233 • JR • Humacao, PR • Leadership CA

- Turned in his 5th start of 5.0+ scoreless innings since the start of last season vs. Indiana (2/18)
- In the third week of his rehab throwing program
- Missed the last nine weekends w/ shoulder soreness
- Rated the No. 20 starting pitcher and No. 28 college prospect for the 2023 MLB Draft by D1 Baseball

**CAREER STATISTICS**

YEAR	ERA	W-L	G/S	IP	H	R	ER	BB	K	BAA
2021	6.17	2-3	21/5	42.1	51	30	29	10	30	.293
2022	3.22	7-4	15/14	78.1	83	30	28	15	54	.276
2023	0.00	1-0	1/1	5.0	2	0	0	0	1	.125
TOTAL	4.08	10-7	37/20	125.2	136	60	57	25	85	

**29 • C. HERBERHOLZ RHP**

5-11 • 197 • R-JR • Scottsboro, AL • Southern Union

- Leads the team with a 2.66 ERA in SEC play
- Pitched 5.0 scoreless in the middle game vs. MSU
- Has allowed 2 R in 9.0 IP in two SEC starts the last two weekends at Alabama and vs. Miss State

**CAREER STATISTICS**

YEAR	ERA	W-L	G/S	IP	H	R	ER	BB	K	BAA
2020*	10.43	0-4	5/4	14.2	17	19	17	10	13	.288
2021*	13.50	0-0	1/0	0.2	0	1	1	1	1	.000
2022*	2.40	4-0	10/7	56.1	41	24	15	11	55	.179
2023	4.95	0-3	14/5	36.1	42	23	20	16	31	.302
TOTAL	4.42	4-7	30/16	108.0	100	67	53	38	101	--

**SEASON HIGHS**

IP: 5.0, vs. Miss State (4/22)  
 H: 6, two times  
 R: 4, vs. Lipscomb (3/4)  
 ER: 4, vs. Lipscomb (3/4)  
 K: 4, three times  
 BB: 3, two times  
 PC: 78, vs. Miss State (4/22)

**CAREER HIGHS**

7.2, at Bevill State (4/15/22)  
 7, vs. Shelton State (3/31/22)  
 7, at Wallace State (3/24/22)  
 6, at N.C. State (2/23/20)  
 13, vs. Marion Military (3/17/22)  
 4, vs. Bradley (2/29/20)  
 78, two times

**17 • TREVOR HORNE RHP**

6-3 • 203 • R-FR • Phenix City, AL • Glenwood

- Matched a season high with 1.2 IP at UAB (4/4)
- Made a pair of scoreless appearances vs. SLU (3/10-11)
- Retired all four batters he faced with a K in the finale

**CAREER STATISTICS**

YEAR	ERA	W-L	G/S	IP	H	R	ER	BB	K	BAA
2023	8.68	0-0	8/0	9.1	10	9	9	6	9	.263

**SEASON HIGHS**

IP: 1.2, three times  
 H: 3, two times  
 R: 4, vs. Texas A&M (4/7)  
 ER: 4, vs. Texas A&M (4/7)  
 K: 3, vs. FAMU (3/1)  
 BB: 3, vs. Texas A&M (4/7)  
 PC: 40, vs. Texas A&M (4/7)

**CAREER HIGHS**

1.2, three times  
 3, two times  
 4, vs. Texas A&M (4/7/23)  
 4, vs. Texas A&M (4/7/23)  
 3, vs. FAMU (3/1/23)  
 3, vs. Texas A&M (4/7/23)  
 40, vs. Texas A&M (4/7/23)

**43 • CHASE ISBELL RHP**

6-2 • 210 • SR • Springville, AL • Samford

- Logged 1.1 IP at Alabama (4/16) after missing a weekend with an oblique injury
- Earned a save in back-to-back appearances vs. USA (3/21) and UGA (3/24)
- Pitched an immaculate inning vs. UNA (2/21)
- Named to the NCBWA Stopper of the Year Watch List

**CAREER STATISTICS**

YEAR	ERA	W-L	G/S	IP	H	R	ER	BB	K	BAA
2020*	3.38	1-0	5/0	5.1	3	4	2	7	6	.167
2021*	2.32	4-2	26/0	31.0	19	9	8	13	44	.173
2022	4.82	1-1	14/0	18.2	17	10	10	14	23	.243
2023	8.35	2-1	16/1	18.1	21	17	17	9	26	.284
AU	6.57	3-2	30/1	37.0	38	27	27	23	49	.264
TOTAL	4.54	8-4	60/1	73.1	60	40	37	43	99	--

**SEASON HIGHS**

IP: 3.1 vs. Lipscomb (3/4)  
 H: 4, vs. Lipscomb (3/4)  
 R: 4, vs. USC (2/26)  
 ER: 4, vs. USC (2/26)  
 K: 7, vs. Lipscomb (3/4)  
 BB: 2, at JSU (3/8)  
 PC: 56, vs. Lipscomb (3/4)

**CAREER HIGHS**

3.1, vs. Lipscomb (3/4/23)  
 5, vs. Vandy (4/9/22)  
 5, at LSU (4/1/22)  
 5, at LSU (4/1/22)  
 7, vs. Lipscomb (3/4/23)  
 3, at Samford (5/17/22)  
 57, at ETSU (5/21/21)

**22 • HAYDEN MURPHY RHP**

6-3 • 185 • FR • Chula, GA • Tiftarea Academy

- Is set to make his first career start Tuesday vs. Troy
- Pitched a season-high 3.1 IP and earned his first career win in the midweek vs. Samford (4/18)
- Held South Alabama scoreless in his first 2.0 IP before allowing the first four batters of the 7th inning to reach

**CAREER STATISTICS**

YEAR	ERA	W-L	G/S	IP	H	R	ER	BB	K	BAA
2023	10.05	1-0	9/0	14.1	26	16	16	6	7	.394

**SEASON HIGHS**

IP: 3.1, vs. Samford (4/18)  
 H: 7, vs. Texas A&M (4/7)  
 R: 5, at Florida (4/2)  
 ER: 5, at Florida (4/2)  
 K: 2, three times  
 BB: 2, at Florida (4/2)  
 PC: 64, vs. Texas A&M (4/7)

**CAREER HIGHS**

3.1, vs. Samford (4/18/23)  
 7, vs. Texas A&M (4/7/23)  
 5, at Florida (4/2/23)  
 5, at Florida (4/2/23)  
 2, three times  
 2, at Florida (4/2/23)  
 64, vs. Texas A&M (4/7/23)

**12 • DREW NELSON LHP**

5-11 • 198 • FR • Troy, AL • Pike Liberal Arts

- Is 2-0 with a 0.71 ERA in 12.2 IP in midweek games
- Pitched 1.2 scoreless IP vs. Samford (4/18)
- Pitched a 7.0 inning complete game vs. UNA (3/28)
- Is 2nd on the team with a 3.91 ERA since Mar. 11

**CAREER STATISTICS**

YEAR	ERA	W-L	G/S	IP	H	R	ER	BB	K	BAA
2023	6.39	2-3	12/4	25.1	18	19	18	18	25	.200

**SEASON HIGHS**

IP: 7.0, vs. North Alabama (3/28)  
 H: 4, vs. USC (2/26)  
 R: 4, two times  
 ER: 4, two times  
 K: 7, vs. North Alabama (3/28)  
 BB: 3, four times  
 PC: 93, vs. North Alabama (3/28)

**CAREER HIGHS**

7.0, vs. North Alabama (3/28/23)  
 4, vs. USC (2/26/23)  
 4, two times  
 4, two times  
 7, vs. North Alabama (3/28/23)  
 3, four times  
 93, vs. North Alabama (3/28/23)

**44 • RYAN OLSON RHP**

6-1 • 206 • FR • Auburn, AL • Auburn

**CAREER STATISTICS**

YEAR	ERA	W-L	G/S	IP	H	R	ER	BB	K	BAA
2023	21.60	0-0	3/0	1.2	6	4	4	2	3	.600

**SEASON HIGHS**

IP: 1.0, vs. FAMU (3/1)  
 H: 3, vs. Southeastern (3/11)  
 R: 3, vs. Southeastern (3/11)  
 ER: 3, vs. Southeastern (3/11)  
 K: 2, vs. FAMU (3/1)  
 BB: 2, vs. Indiana (2/19)  
 PC: 26, vs. FAMU (3/1)

**CAREER HIGHS**

1.0, vs. FAMU (3/1/23)  
 3, vs. Southeastern (3/11/23)  
 3, vs. Southeastern (3/11/23)  
 3, vs. Southeastern (3/11/23)  
 2, vs. FAMU (3/1/23)  
 2, vs. Indiana (2/19/23)  
 26, vs. FAMU (3/1/23)

**20 • TOMMY SHEEHAN LHP**

6-0 • 210 • Gr. • Brielle, NJ • Notre Dame

- Made his first app since Feb. 18 at UAB (4/4) and turned in 1.1 scoreless IP with 3 Ks
- Allowed just one earned run in his final seven appearances and 15.0 innings in 2022

**CAREER STATISTICS**

YEAR	ERA	W-L	G/S	IP	H	R	ER	BB	K	BAA
2018*	5.74	2-4	14/14	62.2	62	43	40	41	27	.264
2019*	4.58	5-6	15/15	92.1	100	62	47	23	62	.268
2020*	2.70	3-0	4/4	23.1	18	7	7	5	22	.202
2021*	6.75	0-1	2/2	8.0	10	6	6	5	10	.303
2022	4.28	2-0	16/3	33.2	25	18	16	22	29	.207
2023	13.50	0-1	4/1	2.2	3	4	4	6	6	.273
AU	4.95	2-1	20/4	36.1	28	22	20	28	35	.212
TOTAL	4.85	12-12	55/38	222.2	218	140	120	102	156	--

**SEASON HIGHS**

IP: 1.1, at UAB (4/4)  
 H: 2, vs. Texas A&M (4/7)  
 R: 3, vs. Texas A&M (4/7)  
 ER: 3, vs. Texas A&M (4/7)  
 K: 3, at UAB (4/4)  
 BB: 3, vs. Texas A&M (4/7)  
 PC: 36, vs. Texas A&M (4/7)

**CAREER HIGHS**

9.0, two times  
 13, vs. North Carolina (4/13/19)  
 11, vs. North Carolina (4/13/19)  
 8, vs. North Carolina (4/13/19)  
 9, at UAB (2/14/20)  
 6, vs. Purdue (2/24/18)  
 112, vs. North Carolina (4/13/19)

**21 • TOMMY VAIL LHP**

5-11 • 190 • Gr. • Seattle, WA • TCU/Notre Dame

- Pitched 5.0 scoreless and struck out 10 in the opener vs. MSU (4/21), marking Auburn's first 10 K game in SEC play since 2019
- Turned in 6.2 scoreless IP in the opener at Alabama - marking the team's first quality start in SEC play
- Hasn't allowed a run in his last two starts and 11.2 IP
- Is 3rd among active NCAA pitchers in H/9.0 IP (5.39) and 4th this season in the category (5.10)

**CAREER STATISTICS**

YEAR	ERA	W-L	G/S	IP	H	R	ER	BB	K	BAA
2018*	3.90	3-2	27/1	27.2	24	16	12	24	30	.231
2019*	3.27	3-2	25/2	44.0	24	19	16	26	61	.157
2020*	2.08	3-0	7/0	17.1	5	6	4	3	24	.086
2021*										DNP-INJURED
2022*	3.65	1-0	13/0	12.1	9	5	5	6	15	.205
2023	3.83	3-1	11/9	42.1	24	19	18	28	51	.166
TOTAL	3.45	12-5	83/12	143.2	86	65	55	87	181	--

**SEASON HIGHS**

IP: 6.2, at Alabama (4/14)  
 H: 7, vs. Georgia (3/23)  
 R: 5, two times  
 ER: 5, vs. Texas A&M (4/7)  
 K: 10, vs. Miss State (4/21)  
 BB: 5, at Florida (4/2)  
 PC: 97, at Alabama (4/14)

**CAREER HIGHS**

6.2, at Alabama (4/14/23)  
 7, vs. Georgia (3/23/23)  
 5, two times  
 5, vs. Texas A&M (4/7/23)  
 10, vs. Miss State (4/21/23)  
 5, two times  
 97, at Alabama (4/14/23)

**AUBURN IN THE NATIONAL AND SEC RANKINGS**

(as of Apr. 24)

	TOTAL	NCAA	SEC
<b>5 KASON HOWELL</b> Doubles	18	9	1
<b>18 IKE IRISH</b> Doubles	18	9	1
<b>12 DREW NELSON</b> Complete games	1	24	1
<b>21 TOMMY VAIL</b> Hits/9.0 IP	5.10	4	2
<b>8 BRYSON WARE</b> Home runs Total bases	16 113	17 23	6 6



# PITCHING CAREERS

## CHASE ALLSUP'S AUBURN APPEARANCES

2022 - FRESHMAN YEAR												
Date	Opp (Res.)	DEC	QS	IP	H	R	ER	BB	SO	HR	ERA	NP
2/20	vs. Kansas State (W, 12-1)	-	-	1.0	0	0	0	0	3	0	0.00	14
2/25	YALE (W, 9-0)	-	-	1.0	0	0	0	2	2	0	0.00	25
3/2	UAB (W, 16-1)	-	-	1.0	0	0	0	1	2	0	0.00	20
3/9	vs. Tennessee Tech (W, 4-3)	-	-	2.0	2	0	0	1	3	0	0.00	39
3/13	MIDDLE TENNESSEE-G1 (W, 10-7)	-	-	1.1	3	1	0	1	3	0	0.00	35
3/18	#1 OLE MISS (W, 19-5)	-	-	1.1	2	4	2	2	2	1	2.35	49
3/26	at Texas A&M (L, 4-5 [11])	-	-	0.1	0	0	0	0	0	0	2.25	1
3/27	at Texas A&M (W, 13-9)	W	-	1.0	0	1	0	1	0	0	2.00	19
4/5	at UAB (W, 6-4)	S	-	2.1	2	1	1	0	2	1	2.38	34
4/12	SAMFORD (W, 4-1)	-	-	2.0	1	0	0	0	5	0	2.03	33
4/19	ALABAMA STATE (W, 6-5 [10])	-	-	0.2	0	0	0	2	0	0	1.93	15
4/22	SOUTH CAROLINA (W, 6-3)	-	-	0.2	0	0	0	0	0	0	1.84	5
4/26	at Jax State (W, 8-4)	-	-	2.2	2	1	1	0	3	1	2.08	31
4/30	at #1 Tennessee (W, 8-6)	-	-	1.1	2	1	1	1	1	0	2.41	41
5/6	#3 ARKANSAS (L, 8-11)	-	-	1.2	1	0	0	1	0	0	2.21	21
5/8	#3 ARKANSAS (L, 4-7)	-	-	0.2	1	1	1	2	0	0	2.57	22
5/14	ALABAMA (W, 6-4)	S	-	2.0	1	0	0	0	2	0	2.35	21
5/17	at Samford (W, 8-4)	-	-	1.0	1	0	0	1	2	0	2.25	21
5/20	at Kentucky (W, 6-3)	-	-	1.0	1	1	1	0	1	1	2.52	14
5/21	at Kentucky (L, 3-6)	-	-	2.0	2	1	1	0	2	0	2.67	28
5/25	vs. Kentucky (L, 1-3)	-	-	1.0	0	0	0	0	3	0	2.57	20
6/12	at #3 Oregon State (L, 3-4)	-	-	0.2	1	1	1	1	0	0	2.83	11
6/21	vs. Arkansas (L, 1-11)	-	-	0.2	2	2	2	1	1	0	3.38	21

2023 - SOPHOMORE YEAR												
Date	Opp (Res.)	DEC	QS	IP	H	R	ER	BB	SO	HR	ERA	NP
2/17	*INDIANA (W, 8-4)	-	-	2.0	3	2	2	2	4	1	9.00	48
2/24	*USC (W, 5-3)	-	-	3.2	5	1	1	2	2	0	4.76	72
3/3	LIPSCOMB (W, 7-3)	S	-	3.0	1	1	1	2	5	1	4.15	55
3/7	UAB (W, 4-1)	S	-	3.1	3	1	1	1	3	0	3.75	46
3/11	SOUTHEASTERN (L, 3-8)	-	-	1.0	4	2	2	0	2	0	4.85	23
3/14	GEORGIA TECH (W, 12-11 [12])	-	-	0.2	4	3	3	0	0	0	6.59	20
3/19	at #3 Arkansas (L, 0-5)	-	-	0.1	4	2	2	0	1	0	7.71	19
3/24	GEORGIA (W, 6-3)	-	-	2.2	1	1	0	1	3	0	6.48	50
4/2	at #2 Florida (L, 8-17)	-	-	0.0	1	1	1	3	0	0	7.02	25
4/4	at UAB (L, 5-6)	-	-	1.0	1	0	0	0	1	0	6.62	13
4/7	TEXAS A&M (W, 10-9)	-	-	0.1	0	0	0	2	0	0	6.50	11
4/11	*at Georgia Tech (L, 8-12 [10])	-	-	3.0	5	6	6	4	3	2	8.14	74
4/16	at Alabama (L, 1-6)	-	-	0.1	1	0	0	1	0	0	8.02	12
4/22	MISS STATE (L, 10-11)	-	-	2.0	3	3	3	2	4	1	8.49	49

## JOHN ARMSTRONG'S AUBURN APPEARANCES

2022 - FRESHMAN YEAR												
Date	Opp (Res.)	DEC	QS	IP	H	R	ER	BB	SO	HR	ERA	NP
2/18	vs. Oklahoma (L, 0-3)	-	-	1.0	0	0	0	0	1	0	0.00	8
2/19	vs. #12 Texas Tech (W, 2-1)	-	-	0.2	0	0	0	1	0	0	0.00	13
2/25	YALE (W, 9-0)	-	-	0.2	0	0	0	0	2	0	0.00	9
2/26	YALE-G2 (L, 4-5 [10])	-	-	0.2	1	0	0	0	1	0	0.00	12
3/1	ALABAMA STATE (W, 13-7)	-	-	0.2	1	0	0	0	2	0	0.00	16
3/9	vs. Tennessee Tech (W, 4-3)	-	-	0.1	1	0	0	0	1	0	0.00	5
3/11	MIDDLE TENNESSEE (L, 8-10)	-	-	0.1	0	3	0	2	1	0	0.00	18
3/17	#1 OLE MISS (L, 6-13)	-	-	0.0	2	3	2	2	0	0	4.15	19
3/22	vs. South Alabama (W, 13-12)	-	-	0.1	0	0	0	0	0	0	3.86	4
3/29	JAX STATE (L, 2-5)	-	-	1.1	1	0	0	1	0	0	3.00	26
5/8	#3 ARKANSAS (L, 4-7)	-	-	2.2	0	0	0	1	4	0	2.08	40
5/13	ALABAMA (W, 3-2)	W	-	2.2	1	0	0	0	3	0	1.59	29
5/17	at Samford (W, 8-4)	-	-	2.1	1	0	0	0	3	0	1.32	29
5/20	at Kentucky (L, 1-5)	-	-	0.2	1	0	0	0	2	0	1.26	10
5/21	at Kentucky (L, 3-6)	-	-	0.0	3	2	2	1	0	0	2.51	11
6/4	FLORIDA STATE (W, 21-7)	-	-	2.0	3	1	1	1	0	0	2.76	24
6/11	at #3 Oregon State (W, 7-5)	-	-	1.0	0	0	0	1	0	0	2.60	15
6/12	at #3 Oregon State (L, 3-4)	-	-	0.2	2	0	0	0	0	0	2.50	9
6/21	vs. Arkansas (L, 1-11)	-	-	1.0	4	4	4	1	1	1	4.26	24

2023 - SOPHOMORE YEAR												
Date	Opp (Res.)	DEC	QS	IP	H	R	ER	BB	SO	HR	ERA	NP
2/17	INDIANA (W, 8-4)	-	-	3.1	0	0	0	1	3	0	0.00	48
2/21	vs. North Alabama (W, 13-1)	-	-	1.1	1	0	0	0	2	0	0.00	18
2/24	USC (W, 5-3)	W	-	0.1	0	0	0	0	0	0	0.00	2
2/25	USC (W, 12-6)	W	-	1.2	1	3	3	3	1	0	4.05	34
3/3	LIPSCOMB (W, 7-3)	W	-	2.1	2	1	1	0	4	1	4.00	44
3/5	LIPSCOMB (W, 4-3)	W	-	3.0	0	0	0	0	2	0	3.00	43
3/10	SOUTHEASTERN (W, 7-1)	S	-	3.1	0	0	0	1	1	0	2.35	46
3/14	GEORGIA TECH (W, 12-11 [12])	-	-	1.0	3	1	1	0	2	0	2.76	18
3/17	at #3 Arkansas (L, 2-7)	-	-	2.0	5	3	2	1	2	0	3.44	51
3/21	vs. South Alabama (W, 6-5)	-	-	2.0	2	3	3	1	2	4	4.43	33
3/24	GEORGIA (W, 6-3)	W	-	2.2	5	0	0	1	0	0	3.91	39
4/1	*at #2 Florida (L, 5-12)	L	-	2.1	7	7	4	0	1	1	4.97	50
4/4	at UAB (L, 5-6)	-	-	0.0	1	0	0	0	0	0	4.97	2
4/7	TEXAS A&M (W, 10-9)	W	-	2.1	3	2	2	3	5	0	5.20	65
4/11	at Georgia Tech (L, 8-12 [10])	-	-	1.0	1	1	1	1	3	0	5.34	24
4/15	at Alabama (L, 2-4)	-	-	2.0	1	0	0	1	0	0	4.99	40
4/18	SAMFORD (W, 13-3 [8])	S	-	0.2	1	0	0	2	0	0	4.88	11
4/21	MISS STATE (W, 2-1)	-	-	1.2	1	1	1	1	3	0	4.91	26
4/22	MISS STATE (L, 10-11)	L	-	0.1	1	2	2	0	0	1	5.40	7

## TANNER BAUMAN'S AUBURN APPEARANCES

2023 - JUNIOR YEAR												
Date	Opp (Res.)	DEC	QS	IP	H	R	ER	BB	SO	HR	ERA	NP
2/17	INDIANA (W, 8-4)	W	-	2.2	1	2	1	1	3	0	3.38	52
2/24	USC (W, 5-3)	-	-	3.2	1	2	2	3	3	0	4.26	52
3/3	*LIPSCOMB (W, 7-3)	-	-	3.2	4	1	1	1	5	1	3.60	73
3/10	*SOUTHEASTERN (W, 7-1)	-	-	4.0	7	1	1	1	3	0	3.21	75
3/14	GEORGIA TECH (W, 12-11 [12])	-	-	2.0	3	0	0	0	2	0	2.81	33
3/18	at #3 Arkansas (L, 3-9)	-	-	2.0	4	3	3	2	1	0	4.00	47
3/24	*GEORGIA (W, 6-3)	-	-	2.2	4	2	2	2	2	1	4.35	56

3/31	at #2 Florida (W, 10-1)	W	-	4.0	1	0	0	2	4	0	3.65	68
4/6	TEXAS A&M (L, 5-9)	L	-	4.1	4	6	6	3	4	2	4.97	82
4/11	at Georgia Tech (L, 8-12 [10])	-	-	0.0	0	0	0	1	0	0	4.97	5
4/14	at Alabama (W, 8-4)	-	-	1.2	2	4	4	3	2	0	5.87	56
4/16	at Alabama (L, 1-6)	-	-	1.2	2	2	2	0	1	0	6.12	29
4/21	MISS STATE (W, 2-1)	W	-	1.1	0	0	0	2	1	0	5.88	23
4/22	MISS STATE (L, 10-11)	-	-	0.1	0	2	2	2	0	0	6.35	12

## WILL CANNON'S AUBURN APPEARANCES

2023 - SOPHOMORE YEAR												
Date	Opp (Res.)	DEC	QS	IP	H	R	ER	BB	SO	HR	ERA	NP
2/17	INDIANA (W, 8-4)	-	-	1.0	1	0	0	0	2	0	0.00	23
2/24	USC (W, 5-3)	S	-	1.1	2	0	0	1	1	0	0.00	26
2/25	USC (W, 12-6)	S	-	1.2	2	0	0	1	1	0	0.00	24
3/4	LIPSCOMB (W, 12-11)	W	-	2.0	2	1	1	2	2	0	1.50	36
3/8	at Jacksonville State (W, 6-3)	S	-	2.2	3	2	2	1	4	0	3.12	45
3/11	SOUTHEASTERN (L, 3-8)	-	-	1.0	4	3	1	1	1	1	3.72	30
3/14	GEORGIA TECH (W, 12-11 [12])	-	-	2.1	1	0	0	0	3	0	3.00	41
3/19	at #3 Arkansas (L, 0-5)	-	-	4.2	2	0	0	2	4	0	2.16	58
3/23	GEORGIA (W, 7-6 [11])	W	-	3.0	1	1	1	2	3	0	2.29	50
3/31	*at #2 Florida (W, 10-1)	-	-	4.0	5	1	1	3	2	0	2.28	77
4/6	*TEXAS A&M (L, 5-9)	-	-	3.0	5	2	2	1	3	0	2.70	72
4/11	at Georgia Tech (L, 8-12 [10])	L	-	1.2	2	4	4	3	2	1	3.81	30
4/14	at Alabama (W, 8-4)	-	-	0.2	1	0	0	1	1	0	3.72	23
4/21	MISS STATE (W, 2-1)	S	-	1.0	0	0	0	1	0	0	3.60	15
4/23	MISS STATE (W, 12-11)	-	-	3.0	8	5	5	2	2	1	4.64	68

## PARKER CARLSON'S AUBURN APPEARANCES

2022 - FRESHMAN YEAR												
Date	Opp (Res.)	DEC	QS	IP	H	R	ER	BB	SO	HR	ERA	NP
2/23	TROY (W, 13-1)	-	-	1.0	0	0	0	0	1	0	0.00	8
2/26	YALE-G2 (L, 4-5 [10])	-	-	1.0	2	1	1	0	1	1	4.50	17
3/6	RHODE ISLAND (W, 14-1)	W	-	3.0	2	1	1	1	4	1	3.60	40
3/13	MIDDLE TENNESSEE-G1 (W, 10-7											

3/16	at Lipscomb (W, 9-7)	-	-	1.1	1	0	0	0	1	0	2.61	17
3/19	at #4 Ole Miss (L, 0-1)	L	-	1.0	1	1	1	0	0	1	3.18	16
3/27	*KENTUCKY (L, 4-6)	L	-	4.0	8	5	5	2	4	0	5.28	71
4/3	*at #1 Arkansas (L, 5-6 [10])	-	-	5.0	2	2	2	5	1	0	4.87	86
4/11	*#4 MISSISSIPPI STATE (L, 10-19)	L	-	0.2	7	9	9	1	9	0	8.57	44
4/17	*at Alabama (L, 9-10)	-	-	1.1	4	3	3	0	0	0	9.27	29
4/21	JAX STATE (W, 8-7 [10])	-	-	3.1	3	0	0	0	3	0	8.06	55
4/25	#10 FLORIDA (W, 10-8 [7])	W	-	2.2	3	2	2	1	0	0	7.94	43
4/30	at #20 Georgia (W, 10-6 [14])	-	-	1.0	2	0	0	0	0	0	7.67	16
5/1	at #20 Georgia (W, 9-7)	-	-	2.2	3	2	2	0	3	1	7.59	29
5/7	LSU (L, 6-9)	-	-	3.1	3	1	1	0	4	0	7.13	51
5/12	at Samford (L, 1-6)	-	-	1.0	0	0	0	1	1	0	6.94	12
5/14	TEXAS A&M (W, 5-4)	-	-	1.0	0	0	0	0	0	0	6.75	9
5/16	TEXAS A&M (W, 8-5)	W	-	3.2	3	2	1	0	3	0	6.37	40
5/22	at Missouri (L, 6-7)	-	-	1.0	2	0	0	0	0	0	6.21	14
5/25	vs. #11 Ole Miss (L, 4-7)	-	-	0.1	0	0	0	0	0	0	6.17	3

**2022 - SOPHOMORE YEAR**

Date	Opp (Res.)	DEC	QS	IP	H	R	ER	BB	SO	HR	ERA	NP
2/19	*vs. #12 Texas Tech (W, 2-1)	W	-	5.0	3	0	0	3	5	0	0.00	81
2/26	*YALE (W, 4-3)	-	-	3.0	7	3	3	0	2	0	3.38	47
3/5	*RHODE ISLAND-G1 (W, 16-0)	W	X	6.2	5	0	0	1	8	0	1.84	89
3/13	*MIDDLE TENNESSEE-G1 (W, 10-7)	-	-	1.0	0	0	0	1	0	0	1.72	12
3/29	JAX STATE (L, 2-5)	-	-	1.2	0	0	0	0	0	0	1.56	13
4/2	*at #12 LSU (W, 6-4)	W	X	6.0	9	3	3	2	1	0	2.31	92
4/10	*#12 VANDERBILT (W, 8-2)	W	X	9.0	8	2	1	0	8	0	1.95	104
4/16	*at Mississippi State (W, 3-2)	W	X	8.0	7	2	2	0	6	2	2.01	110
4/24	*SOUTH CAROLINA (W, 2-0)	W	X	7.0	7	0	0	0	4	0	1.71	89
5/1	*at #1 Tennessee (L, 3-5)	L	-	7.1	7	5	5	1	2	2	2.30	91
5/7	*#3 ARKANSAS (L, 4-7)	L	-	2.2	9	5	5	0	0	1	2.98	53
5/21	*at Kentucky (L, 3-6)	-	-	5.0	3	0	0	2	3	0	2.74	79
6/4	*FLORIDA STATE (W, 21-7)	W	X	6.0	4	3	3	3	4	0	2.90	96
6/12	*at #3 Oregon State (L, 3-4)	L	-	5.1	7	3	2	0	5	2	2.95	77
6/18	*vs. Ole Miss (L, 1-5)	L	-	5.0	7	4	4	1	7	1	3.22	73

**2023 - JUNIOR YEAR**

Date	Opp (Res.)	DEC	QS	IP	H	R	ER	BB	SO	HR	ERA	NP
2/18	*INDIANA (W, 6-1)	W	-	5.0	2	0	0	0	1	0	0.00	41

**CHRISTIAN HERBERHOLZ'S AUBURN APPEARANCES**

Date	Opp (Res.)	DEC	QS	IP	H	R	ER	BB	SO	HR	ERA	NP
2/19	INDIANA (L, 2-11)	-	-	1.1	3	3	3	1	2	0	20.25	39
2/25	*USC (W, 12-6)	-	-	4.0	5	3	2	1	4	1	8.44	68
3/4	*LIPSCOMB (W, 12-11)	-	-	3.0	6	4	4	1	2	2	9.72	60
3/8	at Jacksonville State (W, 6-3)	-	-	0.1	1	1	0	0	1	0	9.35	13
3/11	*SOUTHEASTERN (L, 7-8)	L	-	3.0	6	3	3	1	3	0	9.26	65
3/18	at #3 Arkansas (L, 3-9)	-	-	2.0	0	0	0	0	3	0	7.90	25
3/23	GEORGIA (W, 7-6 [11])	-	-	3.0	2	1	1	0	0	0	7.02	25
3/25	GEORGIA (L, 7-24 [8])	-	-	2.0	2	2	1	1	2	0	6.75	25
4/1	at #2 Florida (L, 5-12)	-	-	2.0	5	0	0	1	3	0	6.10	33
4/4	at UAB (L, 5-6)	L	-	2.1	4	2	2	2	1	0	6.26	32
4/7	TEXAS A&M (W, 10-9)	-	-	2.1	2	2	2	3	1	1	6.39	47
4/11	at Georgia Tech (L, 8-12 [10])	-	-	2.0	0	0	0	1	1	0	5.93	32
4/16	*at Alabama (L, 1-6)	L	-	4.0	3	2	2	3	4	0	5.74	55
4/22	*MISS STATE (L, 10-11)	-	-	5.0	3	0	0	1	4	0	4.95	78

**TREVOR HORNE'S AUBURN APPEARANCES**

Date	Opp (Res.)	DEC	QS	IP	H	R	ER	BB	SO	HR	ERA	NP
2/19	INDIANA (L, 2-11)	-	-	1.2	1	0	0	0	0	0	0.00	23
3/1	FLORIDA A&M (W, 18-8)	-	-	1.0	1	1	1	0	3	1	3.38	14
3/10	SOUTHEASTERN (W, 7-1)	-	-	0.2	0	0	0	1	1	0	2.70	18
3/11	SOUTHEASTERN (L, 7-8)	-	-	1.1	0	0	0	0	1	0	1.93	19
3/14	GEORGIA TECH (W, 12-11 [12])	-	-	1.2	3	1	1	0	1	0	2.84	27
3/25	GEORGIA (L, 7-24 [8])	-	-	0.1	1	3	3	2	1	0	6.75	18
4/4	at UAB (L, 5-6)	-	-	1.2	1	0	0	0	1	0	5.40	32
4/7	TEXAS A&M (L, 6-12)	-	-	1.0	3	4	4	3	1	0	8.68	40

**CHASE ISBELLS' AUBURN APPEARANCES**

Date	Opp (Res.)	DEC	QS	IP	H	R	ER	BB	SO	HR	ERA	NP
3/22	vs. South Alabama (W, 13-12)	-	-	1.0	1	0	0	0	1	0	0.00	18
3/26	at Texas A&M (L, 4-5 [11])	L	-	2.1	2	1	1	0	3	0	2.70	45
4/1	at LSU (L, 2-9)	-	-	0.2	3	5	5	2	0	0	13.50	27
4/5	at UAB (W, 6-4)	-	-	0.1	0	0	0	1	0	0	12.46	11
4/9	#12 VANDERBILT (L, 4-19)	-	-	1.0	5	3	3	0	1	0	15.19	31
4/15	at Mississippi State (L, 5-9)	-	-	1.0	1	0	0	1	2	0	12.79	21
4/22	KENNESAW STATE (W, 14-1)	-	-	1.0	0	0	0	1	1	0	11.05	15
4/29	at #1 Tennessee (L, 4-17)	-	-	1.0	1	0	0	0	1	0	9.72	12
5/7	#3 ARKANSAS (W, 5-3)	-	-	2.1	1	1	1	1	3	0	8.44	37
5/10	at Troy (W, 11-4)	W	-	1.0	0	0	0	1	1	0	7.71	17
5/17	at Samford (W, 8-4)	-	-	0.2	0	0	0	3	0	0	7.30	28
5/20	at Kentucky (L, 1-5)	-	-	2.0	2	0	0	1	3	0	6.28	32
6/12	at #3 Oregon State (L, 3-4)	-	-	2.2	0	0	0	2	4	0	5.29	41
6/21	vs. Arkansas (L, 1-11)	-	-	1.2	1	0	0	1	3	0	4.82	33

**2023 - SENIOR YEAR**

Date	Opp (Res.)	DEC	QS	IP	H	R	ER	BB	SO	HR	ERA	NP
2/18	INDIANA (W, 6-1)	-	-	1.2	2	1	1	1	2	0	5.40	36
2/21	vs. North Alabama (W, 13-1)	-	-	2.0	1	0	0	0	4	0	2.45	21
2/26	*USC (T, 12-12)	-	-	0.0	3	4	4	1	0	2	12.27	13
3/4	LIPSCOMB (W, 12-11)	-	-	3.1	4	2	2	0	7	1	9.00	56
3/8	at Jacksonville State (W, 6-3)	W	-	1.0	1	0	0	2	2	0	7.88	27
3/11	SOUTHEASTERN (L, 3-8)	L	-	1.1	2	3	3	0	1	0	9.64	25
3/14	GEORGIA TECH (W, 12-11 [12])	W	-	2.0	1	0	0	0	2	0	7.94	21
3/17	at #3 Arkansas (L, 2-7)	-	-	0.2	1	0	0	0	0	0	7.50	8
3/19	at #3 Arkansas (L, 0-5)	-	-	0.1	0	0	0	0	1	0	7.30	7
3/21	vs. South Alabama (W, 6-5)	S	-	1.0	0	0	0	0	1	0	6.75	11
3/24	GEORGIA (W, 6-3)	S	-	1.0	0	0	0	1	2	0	6.28	18
3/25	GEORGIA (L, 7-24 [8])	-	-	0.2	1	3	3	2	1	1	7.80	22
3/31	at #2 Florida (W, 10-1)	-	-	1.0	0	0	0	1	1	0	7.31	23
4/2	at #2 Florida (L, 8-17)	-	-	0.2	1	1	1	0	2	0	7.56	12

4/16	at Alabama (L, 1-6)	-	-	1.1	2	1	1	1	0	0	7.50	22
4/22	MISS STATE (L, 10-11)	-	-	0.1	2	2	2	0	0	1	8.35	11

**CAMERON KESHOCK'S AUBURN APPEARANCES**

2023 - FRESHMAN YEAR												
Date	Opp (Res.)	DEC	QS	IP	H	R	ER	BB	SO	HR	ERA	NP
3/1	FLORIDA A&M (W, 18-8)	-	-	0.0	2	4	4	1	0	0	99.00	10
3/11	SOUTHEASTERN (L, 7-8)	-	-	1.0	1	0	0	0	1	0	36.00	8
3/25	GEORGIA (L, 7-24 [8])	-	-	0.0	4	7	7	1	0	0	99.00	18

**HAYDEN MURPHY'S AUBURN APPEARANCES**

2023 - FRESHMAN YEAR												
Date	Opp (Res.)	DEC	QS	IP	H	R	ER	BB	SO	HR	ERA	NP
2/19	INDIANA (L, 2-11)	-	-	0.2	1	0	0	0	0	0	0.00	9
2/26	USC (T, 12-12)	-	-	1.1	1	0	0	1	0	0	0.00	21
3/5	LIPSCOMB (W, 4-3)	-	-	1.2	3	1	1	0	0	0	2.45	28
3/11	SOUTHEASTERN (L, 3-8)	-	-	0.2	1	0	0	0	0	0	2.08	12
3/21	vs. South Alabama (W, 6-5)	-	-	2.0	3	2	2	1	0	1	4.26	32
4/2	at #2 Florida (L, 8-17)	-	-	1.0	3	5	5	2	2	2	9.82	22
4/7	TEXAS A&M (L, 6-12)	-	-	3.0	7	4	4	1	1	0	10.45	64
4/16	at Alabama (L, 1-6)	-	-	0.2	1	1	1	1	2	0	10.64	18
4/18	SAMFORD (W, 13-3 [8])	W	-	3.1	6	3	3	0	2	0	10.05	41

**DREW NELSON'S AUBURN APPEARANCES**

2023 - FRESHMAN YEAR												
Date	Opp (Res.)	DEC	QS	IP	H	R	ER	BB	SO	HR	ERA	NP
2/19	*INDIANA (L, 2-11)	L	-	0.2	2	4	4	3	0	1	54.00	32
2/26	USC (T, 12-12)	-	-	1.2	4	4	4	0	1	0	30.86	26
3/11	SOUTHEASTERN (L, 7-8)	-	-	2.2	2	2	1	1	3	0	16.20	43
3/17	at #3 Arkansas (L, 2-7)	-	-	1.2	0	0	0	1	5	0	12.15	30
3/21	*vs. South Alabama (W, 6-5)	W	-	4.0	1	0	0	1	2	0	7.59	65
3/28	*NORTH ALABAMA (W, 14-1 [7])	W	X	7.0	3	1	1	1	7	0	5.09	93
4/2	at #2 Florida (L, 8-17)	L	-	1.0	1	3	3	3	1	0	6.27	29
4/6	TEXAS A&M (L, 5-9)	-	-	0.2	1	0	0	0				

**SUPERLATIVES AND MISCELLANEOUS NOTES**

**STARTS BY POSITION**

**STARTING PITCHER**

Tommy Vail	9	7-2
Zach Crotchfelt	6	3-3
Christian Herberholz	5	2-3
Konner Copeland	4	2-2
Drew Nelson	4	2-2
Chase Allsup	3	2-1
Tanner Bauman	3	3-0
Will Cannon	2	1-1
John Armstrong	1	0-1
Jospeh Gonzalez	1	1-0
Chase Isbell	1	0-0-1
Tommy Sheehan	1	0-1

**CATCHER**

Nate LaRue	29	15-13-1
Ryan Dyal	5	3-2
Carter Wright	5	5-0
Ike Irish	1	0-1

**FIRST BASE**

Cooper McMurray	23	12-10-1
Ike Irish	12	6-6
Cam Hill	3	3-0
Brody Wortham	2	1-1

**SECOND BASE**

Caden Green	29	16-12-1
Brody Moss	7	5-2
Bryson Ware	4	2-2

**THIRD BASE**

Bryson Ware	36	21-14-1
Gavin Miller	4	2-2

**SHORTSTOP**

Cole Foster	37	22-14-1
Caden Green	3	1-2

**LEFT FIELD**

Chris Stanfield	22	13-9
Bobby Peirce	16	8-7-1
Mike Bello	1	1-0
Josh Hall	1	1-0

**CENTER FIELD**

Kason Howell	39	22-16-1
Chris Stanfield	1	1-0

**RIGHT FIELD**

Justin Kirby	31	18-12-1
Bobby Peirce	7	4-3
Josh Hall	2	1-1

**DESIGNATED HITTER**

Ike Irish	27	17-9-1
Mike Bello	4	0-4
Bobby Peirce	4	3-1
Ryan Dyal	2	2-0
Justin Kirby	2	1-1
Cam Hill	1	0-1

**2023 AUBURN & OPPONENT HIGHS**

**TEAM BATTING**

	AUBURN	OPPONENT
Runs in a game	18, vs. FAMU [7] (3/1)	24, Georgia (3/25)
Runs in an inning	11 [1st], vs. FAMU [7] (3/1)	16 [8th], Georgia (3/25)
Most Hits in a game	20, vs. Georgia Tech (3/14)	22, Georgia Tech (3/14)
Fewest Hits in a game	3, at Arkansas (3/19)	3, two times
Hits in an inning	7, two times	8 [8th], Georgia (3/25)
2B in a game	8, vs. Lipscomb (3/4)	8, Georgia Tech (3/14)
3B in a game	1, eight times	1, three times
HR in a game	4, vs. MSU (4/23)	4, two times
SB in a game	3, at Alabam (4/16)	5, Texas A&M (4/7)
LOB in a game	15, vs. Georgia Tech (3/14)	14, Georgia (3/24)
K in a game	15, vs. Texas A&M (4/6)	14, three times
BB in a game	14, vs. FAMU [7] (3/1)	14, Florida (4/2)

**TEAM PITCHING**

	AUBURN	OPPONENT
K in a game	14, three times	15, Texas A&M (4/6)
BB in a game	14, at Florida (4/2)	14, FAMU (3/1)
Pitchers used	8, vs. Georgia Tech (3/14)	10, Georgia Tech (4/11)
Total Quality Starts	2	7

**TEAM FIELDING**

	AUBURN	OPPONENT
Errors in a game	4, vs. USA (3/21)	3, two times
DP turned in a game	3, three times	5, Alabama (4/15)

**IND. BATTING**

	AUBURN	OPPONENT
Hits in a game	5, Peirce at GT (4/11)	5, two times
Runs in a game	3, 19 times	5, Langford [UF] (4/2)
2B in a game	3, Howell vs. Lipscomb (3/3)	2, 13 times
3B in a game	1, eight times	1, three times
HR in a game	2, four times	2, four times
RBI in a game	7, Kirby vs. USC (2/26)	8, Heyman [UF] (4/2)
XBH in a game	3, two times	3, two times
SB in a game	2, three times	2, two times
BB in a game	3, six times	4, Seidl [UA] (4/16)
HBP in a game	2, two times	2, four times
K in a game	4, two times	4, Hines [MSU] (4/21)
Hitting Streak	18, Ware (3/14-4/14)	3, 26 times
Consec. G w/HR	4, two times	2, four times

**IND. PITCHING**

	AUBURN	OPPONENT
K by a starter	10, Vail vs. MSU (4/21)	11, Dettmer [TAMU] (4/6)
K by a reliever	7, Isbell vs. Lipscomb (3/4)	7, two times
BB by a starter	5, Vail at Florida (4/2)	6, Waldrep [UF] (4/1)
BB by a reliever	3, 11 times	5, Langley [FAMU] (3/1)
IP by a starter	7.0, Nelson vs. UNA (3/28)	7.0, Tucker [LIP] (3/5)
IP by a reliever	4.2, Cannon at Arkansas (3/19)	4.1, Hunt [MSU] (4/22)

**MISCELLANEOUS**

	AUBURN
Biggest comeback win	7, two times
Biggest blown lead loss	5, at Florida (4/2)
Largest margin of victory	13, vs. UNA [7] (3/28)
Largest margin of defeat	17, vs. Georgia (3/25)
Longest game, Time	4:33, vs. Georgia Tech (3/14)
Longest game, Time (9 inn)	3:48, vs. USC (2/26)
Shortest game, Time (9 inn)	2:13, vs. UAB (3/7)
Longest game, Innings	12, vs. Georgia Tech (3/14)
Largest crowd, Home	4,096, 12 times
Largest crowd, Road	9,359, at Arkansas (3/18)
Largest crowd, Neutral	5,448, vs. UNA [7] (2/21)

**STARTS BY ORDER**

**LEADOFF**

Kason Howell	15	9-6
Cole Foster	13	5-8
Bobby Peirce	7	5-1-1
Chris Stanfield	3	2-1
Mike Bello	1	1-0
Josh Hall	1	1-0

**2ND SPOT**

Cole Foster	22	15-6-1
Bobby Peirce	13	5-8
Brody Moss	2	2-0
Chris Stanfield	2	1-1
Mike Bello	1	0-1

**3RD SPOT**

Ike Irish	22	8-14
Justin Kirby	11	10-0-1
Bryson Ware	4	3-1
Bobby Peirce	3	2-1

**CLEANUP**

Bryson Ware	19	6-13
Ike Irish	18	15-2-1
Justin Kirby	3	2-1

**5TH SPOT**

Justin Kirby	14	6-8
Bryson Ware	14	12-1-1
Cooper McMurray	10	3-7
Nate LaRue	2	2-0

**6TH SPOT**

Kason Howell	8	4-3-1
Cooper McMurray	8	5-3
Chris Stanfield	7	4-3
Ryan Dyal	6	4-2
Justin Kirby	5	1-4
Bobby Peirce	4	3-1
Cole Foster	1	1-0
Gavin Miller	1	1-0

**7TH SPOT**

Kason Howell	14	7-7
Chris Stanfield	11	7-4
Cooper McMurray	3	2-0-1
Gavin Miller	3	1-2
Caden Green	2	1-1
Cam Hill	2	2-0
Bryson Ware	2	1-1
Ryan Dyal	1	1-0
Cole Foster	1	1-0
Brody Moss	1	0-1

**8TH SPOT**

Nate LaRue	22	10-11-1
Carter Wright	4	4-0
Caden Green	3	2-1
Mike Bello	2	0-2
Josh Hall	2	1-1
Cam Hill	2	1-1
Cooper McMurray	2	2-0
Brody Wortham	2	2-0
Bryson Ware	1	1-0

**9TH SPOT**

Caden Green	27	14-12-1
Nate LaRue	5	3-2
Brody Moss	4	3-1
Kason Howell	2	2-0
Mike Bello	1	0-1
Carter Wright	1	1-0



## PITCHING NOTES

### 2023 BULLPEN BY NUMBERS

Total App.....	139
Saves/Opp.....	11/12
IR/IRS.....	154/69
BA Against.....	.296
ERA.....	6.93

### SAVES/OPP

Will Cannon.....	4/5
Chase Allsup.....	2/2
John Armstrong.....	2/2
Chase Isbell.....	2/2
Parker Carlson.....	1/1

### INHERITED RUNNERS/SCORED

Chase Allsup.....	11/6
John Armstrong.....	28/6
Tanner Bauman.....	9/2
Will Cannon.....	21/12
Parker Carlson.....	22/11
Konner Copeland.....	6/5
Zach Crotchfelt.....	4/0
Christian Herberholz.....	12/5
Trevor Horne.....	7/3
Chase Isbell.....	18/7
Cameron Keshock.....	2/2
Hayden Murphy.....	10/7
Drew Nelson.....	4/3

### 1ST BATTER FACED/RETIRED

Chase Allsup.....	11/5
John Armstrong.....	18/13
Tanner Bauman.....	11/6
Will Cannon.....	13/7
Parker Carlson.....	13/7
Konner Copeland.....	7/3
Zach Crotchfelt.....	6/4
Christian Herberholz.....	9/6
Trevor Horne.....	8/6
Chase Isbell.....	15/9
Cameron Keshock.....	3/0
Hayden Murphy.....	9/6
Drew Nelson.....	8/3
Ryan Olson.....	3/1
Tommy Sheehan.....	3/2
Tommy Vail.....	2/1

### RELIEF ERA

Tommy Vail.....	0.00
Parker Carlson.....	3.00
Tommy Sheehan.....	4.50
John Armstrong.....	4.65
Christian Herberholz.....	4.67
Will Cannon.....	4.85
Zach Crotchfelt.....	6.19
Chase Isbell.....	6.38
Drew Nelson.....	7.11
Tanner Bauman.....	7.61
Chase Allsup.....	7.98
Trevor Horne.....	8.68
Hayden Murphy.....	10.05
Konner Copeland.....	11.25
Ryan Olson.....	21.60
Cameron Keshock.....	99.00

2023 Auburn Baseball  
Team Game-by-Game for Auburn (as of Apr 23, 2023)  
Pitching (All games)

Date	Opponent	ip	h	r	er	bb	so	2b	3b	hr	wp	bk	hbp	dp	ibb	score	w-l	sv	era
Feb 17	INDIANA	9.0	5	4	3	4	12	0	0	1	0	0	3	0	0	8-4	1-0	0	3.00
Feb 18	INDIANA	9.0	4	1	1	3	5	1	0	0	0	0	1	2	0	6-1	2-0	0	2.00
Feb 19	INDIANA	9.0	14	11	11	7	7	4	0	1	1	0	1	0	0	2-11	2-1	0	5.00
Feb 21	vs North Alabama	7.0	5	1	1	0	12	3	0	0	0	0	0	0	0	13-1	3-1	0	4.24
Feb 24	USC	9.0	8	3	3	6	6	2	1	0	0	0	1	1	0	5-3	4-1	1	3.98
Feb 25	USC	9.0	9	6	5	7	8	2	0	1	0	0	0	1	0	12-6	5-1	2	4.15
Feb 26	USC	9.0	15	12	12	4	6	5	0	2	2	0	1	0	0	12-12	5-1	2	5.31
Mar 01	FLORIDA A&M	7.0	7	8	6	5	14	0	0	1	0	0	1	0	0	18-8	6-1	2	5.56
Mar 03	LIPSCOMB	9.0	7	3	3	3	14	2	0	3	0	0	1	1	0	7-3	7-1	3	5.26
Mar 04	LIPSCOMB	9.0	16	11	11	3	11	1	0	4	0	0	0	0	0	12-11	8-1	3	5.86
Mar 05	LIPSCOMB	9.0	6	3	3	4	7	0	0	1	3	0	1	0	0	4-3	9-1	3	5.59
Mar 07	UAB	9.0	3	1	1	3	11	0	0	0	1	0	0	0	0	4-1	10-1	4	5.19
Mar 08	at Jacksonville Stat	9.0	7	3	2	4	13	3	0	0	2	0	0	0	0	6-3	11-1	5	4.94
Mar 10	SOUTHEASTERN	9.0	7	1	1	3	7	1	0	0	1	0	4	0	0	7-1	12-1	6	4.65
Mar 11	SOUTHEASTERN	9.0	14	8	6	4	9	1	0	1	1	0	0	1	0	3-8	12-2	6	4.74
Mar 11	SOUTHEASTERN	9.0	13	8	7	3	9	4	0	0	2	0	2	0	0	7-8	12-3	6	4.89
Mar 14	GEORGIA TECH	12.0	22	11	11	1	12	8	0	0	0	0	1	2	0	12-11	13-3	6	5.15
*Mar 17	at Arkansas	8.0	8	7	6	7	11	1	0	1	0	0	1	0	0	2-7	13-4	6	5.23
*Mar 18	at Arkansas	8.0	9	9	6	3	9	3	0	1	0	0	1	0	0	3-9	13-5	6	5.30
*Mar 19	at Arkansas	8.0	9	5	5	3	8	2	0	1	0	0	3	2	0	0-5	13-6	6	5.32
Mar 21	vs South Alabama	9.0	6	5	5	3	4	0	0	3	2	0	1	0	0	6-5	14-6	7	5.30
*Mar 23	GEORGIA	11.0	10	6	6	4	10	3	0	0	1	0	0	0	0	7-6	15-6	7	5.28
*Mar 24	GEORGIA	9.0	10	3	2	5	7	2	0	1	2	0	2	1	0	6-3	16-6	8	5.14
*Mar 25	GEORGIA	8.0	20	24	22	9	10	3	0	3	2	0	2	0	0	7-24	16-7	8	5.87
Mar 28	NORTH ALABAMA	7.0	3	1	1	1	7	1	0	0	0	0	0	0	0	14-1	17-7	8	5.73
*Mar 31	at Florida	9.0	6	1	1	6	7	2	0	0	0	0	3	2	0	10-1	18-7	8	5.54
*Apr 1	at Florida	8.0	19	12	9	4	7	2	1	1	1	0	1	0	0	5-12	18-8	8	5.70
*Apr 02	at Florida	8.0	12	17	16	13	12	4	0	2	0	0	3	0	1	8-17	18-9	8	6.10
Apr 04	at UAB	8.1	11	6	6	5	9	1	0	0	2	0	1	0	1	5-6	18-10	8	6.11
*Apr 06	TEXAS A&M	9.0	11	9	9	5	9	3	0	3	3	0	1	1	0	5-9	18-11	8	6.21
*Apr 07	TEXAS A&M	9.0	12	9	9	13	8	1	0	3	1	1	0	3	0	10-9	19-11	9	6.30
*Apr 07	TEXAS A&M	9.0	14	12	11	12	7	2	0	0	4	0	0	3	0	6-12	19-12	9	6.45
Apr 11	at Georgia Tech	9.2	12	12	12	12	10	3	0	3	1	0	0	1	2	8-12	19-13	9	6.61
*Apr 14	at Alabama	9.0	5	4	4	8	7	0	0	0	0	0	3	1	0	8-4	20-13	9	6.53
*Apr 15	at Alabama	8.0	5	4	4	8	5	2	0	0	0	0	3	2	0	2-4	20-14	9	6.48
*Apr 16	at Alabama	8.0	9	6	6	6	7	1	1	0	0	0	1	0	0	1-6	20-15	9	6.49
Apr 18	SAMFORD	8.0	9	3	3	3	10	3	0	0	1	0	1	3	0	13-3	21-15	10	6.41
*Apr 21	MISSISSIPPI STAT	9.0	4	1	1	7	14	1	0	0	0	1	0	2	0	2-1	22-15	11	6.26
*Apr 22	MISSISSIPPI STAT	9.0	10	11	11	7	9	0	0	4	2	0	2	1	0	10-11	22-16	11	6.39
*Apr 23	MISSISSIPPI STAT	9.0	13	11	8	6	5	5	0	1	1	0	0	0	0	12-11	23-16	11	6.43
Totals		350.0	389	273	250	214	355	82	3	42	36	2	46	30	4	288-273	23-16	11	6.43

### AUBURN STARTING PITCHER BREAKDOWN

Starter	GS	Quality Starts	Run Support	RS/Start	Auburn Record
Vail	9	--	41	4.6	7-2
Crotchfelt	6	--	7	1.2	3-3
Herberholz	5	--	15	3.0	2-3
Copeland	4	--	9	2.3	2-2
Nelson	4	1	19	4.8	2-2
Allsup	3	--	2	0.7	2-1
Bauman	3	--	4	1.3	3-0
Cannon	2	--	13	6.5	1-1
Armstrong	1	--	3	3.0	0-1
Gonzalez	1	--	4	4.0	1-0
Isbell	1	--	0	0.0	0-0-1
Sheehan	1	--	0	0.0	0-1

Auburn Overall Rankings			Auburn SEC-Only Rankings		
Category	Rank	No.	Category	Rank	No.
ERA	14th	6.43	ERA	13th	7.85
Opp BA	14th	.282	Opp BA	14th	.301
Hits Allowed	14th	389	Hits Allowed	13th	186
Walks	13th	214	Walks	14th	126
Strikeouts	12th	355	Strikeouts	11th	152

### AUBURN PITCHING BREAKDOWN

	W-L	ERA	IP	H	R	ER	BB	K	HR	AVG	W-L	ERA	IP	H	R	ER	BB	K	HR	AVG	
STARTERS	7-10	5.63	134.1	135	94	84	80	138	20	.260	HOME	18-7	6.45	233.0	266	181	167	132	234	30	.288
RELIEVERS	16-6	6.93	215.2	254	179	166	134	217	22	.296	ROAD	3-9	6.86	101.0	112	86	77	79	105	9	.284
TOTALS	23-16	6.43	350.0	389	273	250	214	355	42	.282	NEUT.	2-0	3.38	16.0	11	6	6	3	16	3	.183

**HITTING NOTES**

**2023 MULTI-HIT GAMES**

	2	3	4	5+	Total
Ike Irish	14	6	2	-	22
Bryson Ware	10	5	-	-	15
Cole Foster	6	4	2	-	12
Kason Howell	6	3	-	-	9
Bobby Peirce	5	3	-	1	9
Justin Kirby	7	-	1	-	8
Chris Stanfield	8	-	-	-	8
Caden Green	5	-	-	-	5
Cooper McMurray	2	1	-	-	3
Mike Bello	1	-	-	-	1
Josh Hall	-	1	-	-	1
Nate LaRue	1	-	-	-	1
Gavin Miller	1	-	-	-	1
Brody Moss	1	-	-	-	1
Carter Wright	1	-	-	-	1

**CAREER AUBURN MULTI-HIT GAMES**

	2	3	4	5+	Total
Kason Howell	43	19	1	-	63
Bryson Ware	21	9	-	-	30
Cole Foster	13	6	3	-	22
Ike Irish	14	6	2	-	22
Bobby Peirce	12	6	-	1	19
Cam Hill	13	4	-	-	17
Nate LaRue	9	1	-	-	10
Justin Kirby	7	-	1	-	8
Chris Stanfield	8	-	-	-	8
Ryan Dyal	7	-	-	-	7
Josh Hall	5	2	-	-	7
Mike Bello	4	2	-	-	6
Caden Green	5	-	-	-	5
Cooper McMurray	2	1	-	-	3
Gavin Miller	1	-	-	-	1
Brody Moss	1	-	-	-	1
Carter Wright	1	-	-	-	1

**2023 MULTI-RBI GAMES**

	2	3	4	5+	Total
Bryson Ware	6	9	-	-	15
Ike Irish	5	2	1	1	9
Cooper McMurray	5	2	1	1	9
Cole Foster	5	1	1	-	7
Kason Howell	3	-	3	-	6
Justin Kirby	2	3	-	1	6
Chris Stanfield	6	-	-	-	6
Bobby Peirce	2	2	-	-	4
Caden Green	2	-	-	-	2
Josh Hall	2	-	-	-	2
Carter Wright	2	-	-	-	2
Cam Hill	1	-	-	-	1
Nate LaRue	1	-	-	-	1
Gavin Miller	1	-	-	-	1
Brody Moss	1	-	-	-	1

**CAREER AUBURN MULTI-RBI GAMES**

	2	3	4	5+	Total
Bryson Ware	13	9	2	2	26
Kason Howell	14	7	3	1	25
Cole Foster	10	3	2	1	16
Nate LaRue	10	1	-	1	12
Bobby Peirce	8	4	-	-	12
Cam Hill	7	3	1	-	11
Ryan Dyal	5	3	1	-	9
Ike Irish	5	2	1	1	9
Cooper McMurray	5	2	1	1	9
Justin Kirby	2	3	-	1	6
Chris Stanfield	6	-	-	-	6
Josh Hall	4	1	-	-	5
Mike Bello	3	-	-	-	3
Caden Green	2	-	-	-	2
Carter Wright	2	-	-	-	2
Gavin Miller	1	-	-	-	1
Brody Moss	1	-	-	-	1

**CAREER AUBURN STARTS**

	Career	Consec.
Kason Howell	228	27
Bryson Ware	100	40
Cole Foster	93	23
Nate LaRue	85	8
Bobby Peirce	67	19
Cam Hill	60	-
Ryan Dyal	56	-
Ike Irish	40	40
Justin Kirby	33	-
Mike Bello	32	-
Caden Green	32	19
Cooper McMurray	23	16
Chris Stanfield	23	3
Josh Hall	19	-
Brody Moss	7	-
Carter Wright	5	-
Gavin Miller	4	-
Brody Wortham	2	-

**TEAM NOTES**

Auburn Overall SEC Rankings			Auburn SEC-Only Rankings		
Category	Rank	No.	Category	Rank	No.
Avg.	8th	288	Avg.	11th	245
Hits	6th	392	Hits	10th	147
2B	1st	85	2B	10th	29
HR	10th	54	HR	T-9th	26
BB	10th	198	BB	12th	75

**2023 AUBURN HOME RUNS**

No.	Player (#)	Opponent (Date)	In	Outs	Inn.	Pitcher
1	Justin Kirby (1)	Indiana (2/17)	1	0	4	Levy (R)
2	Justin Kirby (2)	Indiana (2/19)	0	0	8	Kraft (L)
3	Bobby Peirce (1)	North Alabama (2/21)	0	1	5	Malecha (R)
4	Bryson Ware (1)	North Alabama (2/21)	1	0	6	Malecha (R)
5	Justin Kirby (3)	USC (2/24)	0	2	7	Blum (R)
6	Bryson Ware (2)	USC (2/25)	1	2	8	Wisch (R)
7	Cooper McMurray (1)	USC (2/25)	1	2	8	Wisch (R)
8	Bryson Ware (3)	USC (2/26)	0	2	1	Hammond (R)
9	Justin Kirby (4)	USC (2/26)	2	2	2	Hammond (R)
10	Justin Kirby (5)	USC (2/26)	3	0	5	Sodersten (R)
11	Justin Kirby (6)	Florida A&M (3/1)	2	0	1	Tease (R)
12	Cooper McMurray (2)	Florida A&M (3/1)	2	0	1	Tease (R)
13	Cole Foster (1)	Florida A&M (3/1)	2	0	1	Langely (R)
14	Bryson Ware (4)	Lipscomb (3/3)	0	0	4	Dunkleberger (L)
15	Bryson Ware (5)	Lipscomb (3/4)	1	0	8	Kantola (R)
16	Bryson Ware (6)	Lipscomb (3/5)	2	2	8	Thompson (L)
17	Bryson Ware (7)	UAB (3/7)	1	1	4	Haines (R)
18	Cole Foster (2)	Southeastern (3/10)	2	2	6	Robb (R)
19	Chris Stanfield (1)	Southeastern (3/11)	1	1	2	Kinzeler (R)
20	Kason Howell (1)	Southeastern (3/11)	0	0	6	Landry (R)
21	Justin Kirby (7)	Georgia Tech (3/14)	1	0	5	Finateri (R)
22	Kason Howell (2)	at Arkansas (3/17)	0	2	3	Hollan (L)
23	Bryson Ware (8)	at Arkansas (3/18)	0	0	4	McEntire (R)
24	Bryson Ware (9)	at Arkansas (3/19)	0	0	6	McEntire (R)
25	Kason Howell (3)	vs. South Alabama (3/21)	2	1	3	Knowlton (R)
26	Caden Green (1)	Georgia (3/23)	0	1	5	Rhadans (R)
27	Bryson Ware (10)	Georgia (3/23)	0	0	6	Rhadans (R)
28	Ike Irish (1)	Georgia (3/24)	0	0	5	Woods (L)
29	Justin Kirby (8)	Georgia (3/24)	2	2	6	Woods (L)
30	Bryson Ware (11)	Georgia (3/25)	2	0	6	Rhadans (R)
31	Cole Foster (3)	North Alabama (3/28)	0	0	1	Brown (R)
32	Bryson Ware (12)	North Alabama (3/28)	0	2	3	Howard (R)
33	Ike Irish (2)	North Alabama (3/28)	2	1	5	Agosto (R)
34	Ike Irish (3)	at Florida (3/31)	1	1	1	Sproat (R)
35	Bryson Ware (13)	at Florida (3/31)	0	0	9	Jameson (R)
36	Bobby Peirce (2)	at Florida (4/1)	1	0	3	Waldrep (R)
37	Cooper McMurray (3)	at Florida (4/2)	0	0	2	Caglianone (L)
38	Caden Green (2)	at Florida (4/2)	1	0	4	Caglianone (L)
39	Bryson Ware (14)	at Florida (4/2)	2	2	5	Fisher (L)
40	Cooper McMurray (4)	Texas A&M (4/7)	2	2	1	Lamkin (L)
41	Cooper McMurray (5)	Texas A&M (4/7)	0	0	5	Sexton (R)
42	Bryson Ware (15)	at Georgia Tech (4/11)	1	0	9	Busse (R)
43	Chris Stanfield (2)	at Alabama (4/14)	1	2	2	Holman (R)
44	Cole Foster (4)	at Alabama (4/14)	1	1	9	Banks (R)
45	Bobby Peirce (3)	at Alabama (4/15)	0	1	7	Probst (R)
46	Cole Foster (5)	Samford (4/18)	0	0	3	Newman (R)
47	Cooper McMurray (6)	Samford (4/18)	0	1	7	Sanders (R)
48	Cooper McMurray (7)	Miss. State (4/21)	0	0	5	Smith (R)
49	Cooper McMurray (8)	Miss. State (4/22)	1	1	2	Holcombe (R)
50	Kason Howell (4)	Miss. State (4/22)	0	0	9	Hunt (R)
51	Cooper McMurray (9)	Miss. State (4/23)	2	1	4	Cijntje (L)
52	Cooper McMurray (10)	Miss. State (4/23)	1	0	6	Cijntje (L)
53	Nate LaRue (1)	Miss. State (4/23)	1	1	6	Hardin (R)
54	Bryson Ware (16)	Miss. State (4/23)	2	1	8	Dohm (R)

**AUBURN CAREER HOME RUN BREAKDOWN**

	1R	2R	3R	GS	Career	Home	Road	Last
Bello	1	--	--	--	1	--	1	3/26/22
Dyal	3	3	--	1	7	6	1	3/17/22
Foster	6	3	4	1	14	10	4	4/18/23
Green	1	1	--	--	2	1	1	4/2/23
Hill	2	3	--	1	6	6	--	6/4/22
Howell	7	3	3	--	13	5	8	4/22/23
Irish	1	1	1	--	3	2	1	3/31/23
Kirby	2	2	3	1	8	8	--	3/24/23
LaRue	5	4	--	--	9	7	2	4/23/23
McMurray	4	3	3	--	10	9	1	4/23/23
Peirce	9	3	1	--	13	5	8	4/15/23
Stanfield	--	2	--	--	2	1	1	4/14/23
Ware	9	9	4	1	23	15	8	4/23/23

**AUBURN HITTING STREAKS**

	Current	'23	Career
Mike Bello	-	1	6
Ryan Dyal	-	3	4
Cole Foster	2	11	11
Caden Green	-	4	4
Josh Hall	-	1	4
Cam Hill	-	2	8
Kason Howell	-	8	9
Ike Irish	2	10	10
Justin Kirby	-	5	5
Nate LaRue	2	5	5
C. McMurray	4	6	6
Gavin Miller	-	2	2
Brody Moss	-	1	2
Bobby Peirce	4	11	11
Chris Stanfield	-	5	5
Bryson Ware	1	18	18
Brody Wortham	-	1	1
Carter Wright	-	2	2

**AUBURN REACHED BASE STREAKS**

	Current	'23	Career
Mike Bello	-	2	8
Ryan Dyal	-	3	15
Cole Foster	2	15	15
Caden Green	1	11	11
Josh Hall	-	1	5
Cam Hill	-	2	8
Kason Howell	-	17	23
Ike Irish	6	11	11
Justin Kirby	1	20	20
Nate LaRue	3	6	7
C. McMurray	5	14	14
Gavin Miller	-	4	4
Brody Moss	-	3	3
Bobby Peirce	16	16	20
Chris Stanfield	-	7	7
Bryson Ware	2	34	35
Brody Wortham	-	2	2
Carter Wright	-	5	5

**BUNT HITS**

Player	No.
Kason Howell	3
Josh Hall	2
Ike Irish	2
Bryson Ware	2
<b>TOTAL</b>	<b>9</b>

**SAC BUNTS**

Player	No.
Caden Green	3
Bryson Ware	3
Cole Foster	2
Chris Stanfield	2
Justin Kirby	1
Nate LaRue	1
<b>TOTAL</b>	<b>12</b>

**SAC FLIES**

Player	No.
Bryson Ware	4
Bobby Peirce	3
Kason Howell	2
Ike Irish	2
Mike Bello	2
Cole Foster	1
Caden Green	1
Nate LaRue	1
Cooper McMurray	1
Brody Moss	1
Carter Wright	1
<b>TOTAL</b>	<b>16</b>

**OUTFIELD ASSISTS**

Player	No.
Bobby Peirce	4
Chris Stanfield	3
Josh Hall	3
Kason Howell	1
Justin Kirby	1
<b>TOTAL</b>	<b>10</b>

**PINCH HITS**

Player	No.
Chris Stanfield	3
Cooper McMurray	2
Gavin Miller	2
Mike Bello	1
Cam Hill	1
Brody Wortham	1
<b>TOTAL</b>	<b>10</b>

**AUBURN 2023 GAME-BY-GAME STARTING LINEUPS**

DATE	OPP	1	2	3	4	5	6	7	8	9	SP
2/17	Indiana	Peirce	Foster	Irish	Kirby	LaRue	McMurray	Howell	Ware	Green	Allsup
2/18	Indiana	Peirce	Foster	Irish	Kirby	LaRue	Howell	Ware	Wortham	Green	Gonzalez
2/19	Indiana	Peirce	Foster	Irish	Kirby	McMurray	Howell	Ware	LaRue	Green	Nelson
2/21	vs. North Alabama	Peirce	Moss	Kirby	Irish	Ware	Dyal	Foster	Hill	Howell	Copeland
2/24	USC	Peirce	Moss	Kirby	Irish	Ware	Foster	Hill	LaRue	Howell	Allsup
2/25	USC	Peirce	Foster	Kirby	Irish	Ware	Howell	McMurray	LaRue	Moss	Herberholz
2/26	USC	Peirce	Foster	Kirby	Irish	Ware	Howell	McMurray	LaRue	Green	Isbell
3/1	Florida A&M	Hall	Foster	Kirby	Irish	Ware	Dyal	Howell	McMurray	Moss	Vail
3/3	Lipscomb	Howell	Foster	Kirby	Irish	Ware	Stanfield	McMurray	LaRue	Green	Bauman
3/4	Lipscomb	Howell	Foster	Kirby	Irish	Ware	Dyal	Stanfield	McMurray	Green	Herberholz
3/5	Lipscomb	Howell	Foster	Kirby	Irish	Ware	Stanfield	Hill	LaRue	Green	Crotchfelt
3/7	UAB	Howell	Foster	Kirby	Irish	Ware	Peirce	Stanfield	LaRue	Moss	Vail
3/8	at Jacksonville State	Bello	Foster	Kirby	Irish	Ware	Dyal	Stanfield	Wright	Green	Copeland
3/10	Southeastern	Howell	Foster	Kirby	Irish	Ware	Stanfield	Dyal	LaRue	Green	Bauman
3/11	Southeastern	Howell	Bello	Irish	Ware	Kirby	Stanfield	Moss	LaRue	Green	Crotchfelt
3/11	Southeastern	Howell	Stanfield	Irish	Ware	Kirby	Dyal	Miller	Hill	Green	Herberholz
3/14	Georgia Tech	Howell	Stanfield	Irish	Ware	Kirby	Miller	Green	Hall	LaRue	Vail
3/17	at Arkansas*	Howell	Foster	Irish	Ware	Kirby	Stanfield	Green	Hall	LaRue	Vail
3/18	at Arkansas*	Howell	Foster	Irish	Ware	Kirby	Dyal	Stanfield	Bello	Moss	Crotchfelt
3/19	at Arkansas*	Howell	Foster	Irish	Ware	Kirby	Stanfield	Miller	LaRue	Bello	Copeland
3/21	vs. South Alabama	Howell	Foster	Irish	Ware	Kirby	Stanfield	Miller	Wortham	Wright	Nelson
3/23	Georgia*	Howell	Foster	Ware	Irish	Kirby	Peirce	Stanfield	LaRue	Green	Vail
3/24	Georgia*	Howell	Foster	Ware	Irish	Kirby	Peirce	Stanfield	Wright	Green	Bauman
3/25	Georgia*	Howell	Foster	Ware	Irish	Kirby	Peirce	Stanfield	LaRue	Green	Crotchfelt
3/28	North Alabama	Foster	Peirce	Ware	Irish	Kirby	McMurray	Howell	Wright	Green	Nelson
3/31	at Florida*	Foster	Peirce	Irish	Ware	Kirby	McMurray	Howell	LaRue	Green	Cannon
4/1	at Florida*	Foster	Peirce	Irish	Ware	Kirby	McMurray	Howell	LaRue	Green	Armstrong
4/2	at Florida*	Foster	Peirce	Irish	Ware	Kirby	McMurray	Howell	LaRue	Green	Vail
4/4	at UAB	Foster	Peirce	Irish	Ware	McMurray	Kirby	Howell	LaRue	Green	Copeland
4/6	Texas A&M*	Foster	Peirce	Irish	Ware	McMurray	Kirby	Howell	LaRue	Green	Cannon
4/7	Texas A&M*	Foster	Peirce	Irish	Ware	McMurray	Howell	Stanfield	Wright	Green	Vail
4/7	Texas A&M*	Foster	Peirce	Irish	Ware	McMurray	Howell	Stanfield	Bello	Green	Sheehan
4/11	at Georgia Tech	Foster	Peirce	Irish	Ware	McMurray	Kirby	Howell	LaRue	Green	Allsup
4/14	at Alabama*	Foster	Peirce	Irish	Ware	McMurray	Howell	Stanfield	LaRue	Green	Vail
4/15	at Alabama*	Foster	Peirce	Irish	Ware	McMurray	Kirby	Howell	LaRue	Green	Nelson
4/16	at Alabama*	Foster	Peirce	Irish	Ware	McMurray	Howell	Stanfield	LaRue	Green	Herberholz
4/18	Samford	Foster	Peirce	Irish	Ware	McMurray	Kirby	Howell	LaRue	Green	Crotchfelt
4/21	Mississippi State	Stanfield	Foster	Peirce	Irish	Ware	McMurray	Howell	Green	LaRue	Vail
4/22	Mississippi State*	Stanfield	Foster	Peirce	Irish	Ware	McMurray	Howell	Green	LaRue	Herberholz
4/23	Mississippi State*	Stanfield	Foster	Peirce	Irish	Ware	McMurray	Howell	Green	LaRue	Crotchfelt
4/25	Troy										
4/28	at South Carolina*										
4/29	at South Carolina*										
4/30	at South Carolina*										
5/5	LSU*										
5/6	LSU*										
5/7	LSU*										
5/9	vs. Samford										
5/11	at Ole Miss*										
5/12	at Ole Miss*										
5/13	at Ole Miss*										
5/16	Jacksonville State										
5/18	Missouri*										
5/19	Missouri*										
5/20	Missouri*										

\* - SEC Game



**AUBURN 2023 GAME-BY-GAME STARTERS**

DATE	OPP	SP	C	1B	2B	3B	SS	LF	CF	RF	DH
2/17	Indiana	Allsup	LaRue	McMurray	Green	Ware	Foster	Peirce	Howell	Kirby	Irish
2/18	Indiana	Gonzalez	LaRue	Wortham	Green	Ware	Foster	Peirce	Howell	Kirby	Irish
2/19	Indiana	Nelson	LaRue	McMurray	Green	Ware	Foster	Peirce	Howell	Kirby	Irish
2/21	vs. North Alabama	Copeland	Dyal	Hill	Moss	Ware	Foster	Peirce	Howell	Kirby	Irish
2/24	USC	Allsup	LaRue	Hill	Moss	Ware	Foster	Peirce	Howell	Kirby	Irish
2/25	USC	Herberholz	LaRue	McMurray	Moss	Ware	Foster	Peirce	Howell	Kirby	Irish
2/26	USC	Isbell	LaRue	McMurray	Green	Ware	Foster	Peirce	Howell	Kirby	Irish
3/1	Florida A&M	Vail	Dyal	McMurray	Moss	Ware	Foster	Hall	Howell	Kirby	Irish
3/3	Lipscomb	Bauman	LaRue	McMurray	Green	Ware	Foster	Stanfield	Howell	Kirby	Irish
3/4	Lipscomb	Herberholz	Dyal	McMurray	Green	Ware	Foster	Stanfield	Howell	Kirby	Irish
3/5	Lipscomb	Crotchfelt	LaRue	Hill	Green	Ware	Foster	Stanfield	Howell	Kirby	Irish
3/7	UAB	Vail	LaRue	Irish	Moss	Ware	Foster	Stanfield	Howell	Kirby	Peirce
3/8	at Jacksonville State	Copeland	Wright	Irish	Green	Ware	Foster	Bello	Stanfield	Kirby	Dyal
3/10	Southeastern	Bauman	LaRue	Irish	Green	Ware	Foster	Stanfield	Howell	Kirby	Dyal
3/11	Southeastern	Crotchfelt	LaRue	Irish	Moss	Ware	Green	Stanfield	Howell	Kirby	Bello
3/11	Southeastern	Herberholz	Dyal	Irish	Ware	Miller	Green	Stanfield	Howell	Kirby	Hill
3/14	Georgia Tech	Vail	LaRue	Irish	Ware	Miller	Green	Stanfield	Howell	Hall	Kirby
3/17	at Arkansas*	Vail	LaRue	Irish	Green	Ware	Foster	Stanfield	Howell	Hall	Kirby
3/18	at Arkansas*	Crotchfelt	Dyal	Irish	Moss	Ware	Foster	Stanfield	Howell	Kirby	Bello
3/19	at Arkansas*	Copeland	LaRue	Irish	Ware	Miller	Foster	Stanfield	Howell	Kirby	Bello
3/21	vs. South Alabama	Nelson	Wright	Wortham	Ware	Miller	Foster	Stanfield	Howell	Kirby	Irish
3/23	Georgia*	Vail	LaRue	Irish	Green	Ware	Foster	Stanfield	Howell	Kirby	Peirce
3/24	Georgia*	Bauman	Wright	Irish	Green	Ware	Foster	Stanfield	Howell	Kirby	Peirce
3/25	Georgia*	Crotchfelt	LaRue	Irish	Green	Ware	Foster	Stanfield	Howell	Kirby	Peirce
3/28	North Alabama	Nelson	Wright	McMurray	Green	Ware	Foster	Peirce	Howell	Kirby	Irish
3/31	at Florida*	Cannon	LaRue	McMurray	Green	Ware	Foster	Peirce	Howell	Kirby	Irish
4/1	at Florida*	Armstrong	LaRue	McMurray	Green	Ware	Foster	Peirce	Howell	Kirby	Irish
4/2	at Florida*	Vail	LaRue	McMurray	Green	Ware	Foster	Peirce	Howell	Kirby	Irish
4/4	at UAB	Copeland	LaRue	McMurray	Green	Ware	Foster	Peirce	Howell	Kirby	Irish
4/6	Texas A&M*	Cannon	LaRue	McMurray	Green	Ware	Foster	Peirce	Howell	Kirby	Irish
4/7	Texas A&M*	Vail	Wright	McMurray	Green	Ware	Foster	Stanfield	Howell	Peirce	Irish
4/7	Texas A&M*	Sheehan	Irish	McMurray	Green	Ware	Foster	Stanfield	Howell	Peirce	Bello
4/11	at Georgia Tech	Allsup	LaRue	McMurray	Green	Ware	Foster	Peirce	Howell	Kirby	Irish
4/14	at Alabama*	Vail	LaRue	McMurray	Green	Ware	Foster	Stanfield	Howell	Peirce	Irish
4/15	at Alabama*	Nelson	LaRue	McMurray	Green	Ware	Foster	Peirce	Howell	Kirby	Irish
4/16	at Alabama*	Herberholz	LaRue	McMurray	Green	Ware	Foster	Stanfield	Howell	Peirce	Irish
4/18	Samford	Crotchfelt	LaRue	McMurray	Green	Ware	Foster	Peirce	Howell	Kirby	Irish
4/21	Mississippi State*	Vail	LaRue	McMurray	Green	Ware	Foster	Stanfield	Howell	Peirce	Irish
4/22	Mississippi State*	Herberholz	LaRue	McMurray	Green	Ware	Foster	Stanfield	Howell	Peirce	Irish
4/23	Mississippi State*	Crotchfelt	LaRue	McMurray	Green	Ware	Foster	Stanfield	Howell	Peirce	Irish
4/25	Troy										
4/28	at South Carolina*										
4/29	at South Carolina*										
4/30	at South Carolina*										
5/5	LSU*										
5/6	LSU*										
5/7	LSU*										
5/9	vs. Samford										
5/11	at Ole Miss*										
5/12	at Ole Miss*										
5/13	at Ole Miss*										
5/16	Jacksonville State										
5/18	Missouri*										
5/19	Missouri*										
5/20	Missouri*										

\* - SEC Game

**OVERALL STATS**



**2023 Auburn Baseball  
Overall Statistics for Auburn (as of Apr 23, 2023)  
(All games Sorted by Batting avg)**



Record: 23-16-1 Home: 18-7-1 Away: 3-9 Neutral: 2-0 SEC: 7-11

Player	avg	gp-gs	ab	r	h	2b	3b	hr	rbi	tb	slg%	bb	hp	so	gdp	ob%	sf	sh	sb-att	po	a	e	fld%	
18 Irish, Ike	.380	40-40	163	32	62	18	1	3	36	91	.558	19	3	32	7	.449	2	0	2-2	100	3	3	.972	
8 Ware, Bryson	.353	40-40	153	41	54	9	1	16	48	113	.739	16	7	31	5	.428	4	3	4-6	24	60	7	.923	
27 Peirce, Bobby	.349	28-27	106	29	37	6	2	3	19	56	.528	9	3	17	1	.405	3	0	1-1	51	4	3	.948	
7 Foster, Cole	.327	37-37	147	37	48	10	0	5	30	73	.497	23	3	32	3	.425	1	2	3-5	48	95	3	.979	
3 Stanfield, Chris	.315	32-23	89	16	28	4	2	2	16	42	.472	9	3	23	1	.396	0	2	3-3	46	3	1	.980	
26 McMurray, Cooper	.282	25-23	71	21	20	4	0	10	29	54	.761	25	4	31	0	.485	1	0	0-0	146	8	1	.994	
5 Howell, Kason	.265	39-39	151	30	40	18	1	4	24	72	.477	16	5	32	3	.351	2	0	3-3	100	1	0	1.000	
14 Kirby, Justin	.260	34-33	123	26	32	9	1	8	27	67	.545	27	3	42	0	.405	0	1	6-6	53	1	0	1.000	
1 Green, Caden	.240	35-32	100	20	24	4	0	2	12	34	.340	17	6	22	4	.379	1	3	2-3	51	72	3	.976	
24 LaRue, Nate	.148	31-29	88	8	13	1	0	1	7	17	.193	10	2	35	0	.248	1	1	4-5	245	17	2	.992	
-----																								
11 Miller, Gavin	.273	14-4	22	3	6	2	0	0	2	8	.364	4	3	8	0	.448	0	0	0-0	4	12	2	.889	
2 Hall, Josh	.267	19-3	15	5	4	0	0	0	4	4	.267	3	0	6	0	.389	0	0	1-1	5	1	0	1.000	
6 Dyal, Ryan	.222	12-7	27	4	6	0	0	0	3	6	.222	3	2	6	0	.344	0	0	0-0	43	4	1	.979	
16 Hill, Cam	.214	9-4	14	1	3	0	0	0	2	3	.214	4	0	4	2	.389	0	0	0-0	19	0	0	1.000	
4 Wright, Carter	.200	16-5	25	3	5	0	0	0	6	5	.200	4	2	4	2	.344	1	0	0-0	60	11	0	1.000	
31 Bello, Mike	.167	14-5	30	4	5	0	0	0	3	5	.167	2	0	8	0	.212	1	0	0-0	10	0	0	1.000	
9 Moss, Brody	.167	9-7	18	4	3	0	0	0	4	3	.167	5	1	4	0	.360	1	0	0-0	8	10	1	.947	
10 Wortham, Brody	.118	12-2	17	4	2	0	0	0	2	2	.118	2	1	3	0	.250	0	0	0-0	29	2	1	.969	
Totals	.288	40	1359	288	392	85	8	54	274	655	.482	198	48	340	28	.393	18	12	29-35	1050	339	32	.977	
Opponents	.282	40	1378	273	389	82	3	42	254	603	.438	214	46	355	23	.393	15	13	31-40	1023	331	33	.976	

LOB - Team (324), Opp (343). DPs turned - Team (30), Opp (32). IBB - Team (6), Ware, B. 3, Stanfield, C 1, Foster, C. 1, Irish, I. 1, Opp (4). Picked off - LaRue, N. 1.

**(All games Sorted by Earned run avg)**

Player	era	w-l	app	gs	cg	sho	sv	ip	h	r	er	bb	so	2b	3b	hr	b/avg	wp	hp	bks	sfa	sha		
21 Vail, Tommy	3.83	3-1	11	9	0	0/0	0	42.1	24	19	18	28	51	5	0	3	.166	0	2	0	0	1		
33 Cannon, Will	4.64	2-1	15	2	0	0/0	4	33.0	39	19	17	21	31	12	0	3	.305	3	5	0	2	2		
29 Herberholz,Christia	4.95	0-3	14	5	0	0/0	0	36.1	42	23	20	16	31	11	0	4	.302	4	1	0	2	3		
41 Armstrong, John	5.40	6-2	19	1	0	0/0	2	33.1	35	24	20	14	32	4	0	5	.263	3	7	2	2	1		
77 Crotchfelt, Zach	6.09	0-2	12	6	0	0/0	0	34.0	36	29	23	23	35	5	1	5	.269	5	1	0	0	0		
25 Bauman, Tanner	6.35	3-1	14	3	0	0/0	0	34.0	33	25	24	23	31	6	1	4	.256	4	8	0	2	2		
-----																								
45 Gonzalez, Joseph	0.00	1-0	1	1	0	0/0	0	5.0	2	0	0	0	1	1	0	0	.125	0	0	0	0	0		
23 Carlson, Parker	3.00	1-0	13	0	0	0/0	1	12.0	14	6	4	11	16	1	0	0	.280	1	2	0	1	0		
12 Nelson, Drew	6.39	2-3	12	4	1	0/0	0	25.1	18	19	18	18	25	9	0	2	.200	4	4	0	3	0		
43 Isbell, Chase	8.35	2-1	16	1	0	0/0	2	18.1	21	17	17	9	26	1	0	5	.284	1	2	0	0	1		
46 Allsup, Chase	8.49	0-0	14	3	0	0/0	2	23.1	36	23	22	20	28	6	1	5	.353	6	3	0	1	2		
54 Copeland, Konner	8.62	2-1	11	4	0	0/0	0	24.0	37	25	23	9	22	13	0	2	.359	0	3	0	1	0		
17 Horne, Trevor	8.68	0-0	8	0	0	0/0	0	9.1	10	9	9	6	9	0	0	1	.263	1	0	0	0	0		
22 Murphy, Hayden	10.05	1-0	9	0	0	0/0	0	14.1	26	16	16	6	7	6	0	3	.394	2	2	0	1	1		
20 Sheehan, Tommy	13.50	0-1	4	1	0	0/0	0	2.2	3	4	4	6	6	0	0	0	.273	1	3	0	0	0		
44 Olson, Ryan	21.60	0-0	3	0	0	0/0	0	1.2	6	4	4	2	3	0	0	0	.600	0	0	0	0	0		
47 Keshock, Cameron	99.00	0-0	3	0	0	0/0	0	1.0	7	11	11	2	1	2	0	0	.700	1	3	0	0	0		
Totals	6.43	23-16	40	40	1	0/0	11	350.0	389	273	250	214	355	82	3	42	.282	36	46	2	15	13		
Opponents	7.15	16-23	40	40	0	1/1	9	341.0	392	288	271	198	340	85	8	54	.288	37	48	2	18	12		

PB - Team (9), LaRue, N. 6, Wright, C. 3, Opp (3). Pickoffs - Team (7), LaRue, N. 4, Crotchfelt,Z 1, Copeland, K. 1, Cannon, W. 1, Opp (1). SBA/ATT - LaRue, N. (21-27), Crotchfelt,Z (4-6), Irish, I. (5-5), Herberholz,C (2-5), Nelson, D. (5-5), Allsup, C. (2-3), Wright, C. (2-3), Dyal, R. (3-3), Carlson, P. (3-3), Cannon, W. (2-3), Horne, T. (3-3), Bauman, T. (3-3), Olson, R. (2-2), Vail, T. (1-2), Isbell, C. (2-2), Copeland, K. (0-1), Sheehan, T. (1-1), Murphy, H. (1-1).

**SEC STATS**



**2023 Auburn Baseball  
Conference statistics for Auburn (as of Apr 23, 2023)  
(SEC games only Sorted by Batting avg)**



Record: 7-11 Home: 5-4 Away: 2-7 SEC: 7-11

Player	avg	gp-gs	ab	r	h	2b	3b	hr	rbi	tb	slg%	bb	hp	so	gdp	ob%	sf	sh	sb-att	po	a	e	fld%	
26 McMurray, Cooper	.342	14-12	38	10	13	3	0	7	20	37	.974	13	2	17	0	.519	1	0	0-0	72	6	0	1.000	
8 Ware, Bryson	.292	18-18	72	19	21	2	0	7	20	44	.611	4	4	16	3	.363	0	1	1-2	13	26	5	.886	
27 Peirce, Bobby	.281	15-15	57	14	16	3	1	2	7	27	.474	8	2	13	1	.382	1	0	1-1	29	3	2	.941	
18 Irish, Ike	.257	18-18	70	10	18	4	0	2	10	28	.400	9	2	16	3	.354	1	0	1-1	60	1	3	.953	
5 Howell, Kason	.246	18-18	69	13	17	6	1	2	8	31	.449	6	2	14	3	.321	1	0	3-3	42	1	0	1.000	
3 Stanfield, Chris	.240	17-13	50	8	12	1	0	1	6	16	.320	6	0	17	0	.321	0	2	1-1	23	3	1	.963	
24 LaRue, Nate	.237	14-14	38	4	9	1	0	1	3	13	.342	4	2	13	0	.341	0	1	1-2	109	6	1	.991	
14 Kirby, Justin	.233	12-11	43	2	10	1	0	1	5	14	.326	5	1	20	0	.327	0	0	3-3	21	0	0	1.000	
7 Foster, Cole	.222	18-18	72	14	16	6	0	1	8	25	.347	10	2	20	1	.333	0	1	0-0	29	44	1	.986	
1 Green, Caden	.222	16-16	45	8	10	1	0	2	8	17	.378	8	2	11	2	.357	1	2	1-1	28	30	1	.983	
-----																								
4 Wright, Carter	.286	6-2	7	1	2	0	0	0	3	2	.286	2	1	0	0	.455	1	0	0-0	22	5	0	1.000	
6 Dyal, Ryan	.143	4-1	7	0	1	0	0	0	0	1	.143	0	1	3	0	.250	0	0	0-0	12	0	0	1.000	
11 Miller, Gavin	.111	8-1	9	0	1	1	0	0	0	2	.222	0	2	4	0	.273	0	0	0-0	1	3	0	1.000	
31 Bello, Mike	.077	5-3	13	0	1	0	0	0	0	1	.077	0	0	4	0	.077	0	0	0-0	1	0	0	1.000	
2 Hall, Josh	.000	4-1	4	1	0	0	0	0	0	0	.000	0	0	1	0	.000	0	0	0-0	2	0	0	1.000	
10 Wortham, Brody	.000	2-0	2	0	0	0	0	0	0	0	.000	0	0	1	0	.000	0	0	0-0	0	1	0	1.000	
9 Moss, Brody	.000	2-1	2	0	0	0	0	0	0	0	.000	0	0	1	0	.000	0	0	0-0	2	0	0	1.000	
16 Hill, Cam	.000	1-0	1	0	0	0	0	0	0	0	.000	0	0	1	0	.000	0	0	0-0	0	0	0	.000	
Totals	.245	18	599	104	147	29	2	26	98	258	.431	75	23	172	13	.349	6	7	12-14	468	142	16	.974	
Opponents	.301	18	618	151	186	37	2	21	140	290	.469	126	26	152	15	.435	7	6	12-18	477	148	10	.984	

LOB - Team (129), Opp (164). DPs turned - Team (18), Opp (16). IBB - Team (2), Irish, I. 1, Stanfield, C 1, Opp (1). Picked off - LaRue, N. 1.

**(SEC games only Sorted by Earned run avg)**

Player	era	w-l	app	gs	cg	sho	sv	ip	h	r	er	bb	so	2b	3b	hr	b/avg	wp	hp	bks	sfa	sha		
29 Herberholz, Christia	2.66	0-1	7	2	0	0/0	1	20.1	17	7	6	9	17	3	0	1	.243	0	1	0	0	2		
33 Cannon, Will	4.19	1-0	7	2	0	0/0	1	19.1	22	9	9	12	15	7	0	1	.301	2	3	0	1	1		
21 Vail, Tommy	5.46	1-1	6	6	0	0/0	0	28.0	22	18	17	22	33	4	0	3	.220	0	2	0	0	1		
41 Armstrong, John	7.43	2-2	7	1	0	0/0	0	13.1	23	15	11	7	11	3	0	2	.377	1	4	2	2	0		
77 Crotchfelt, Zach	8.10	0-2	7	3	0	0/0	0	16.2	23	21	15	12	16	3	1	4	.319	1	1	0	0	0		
25 Bauman, Tanner	9.50	2-1	8	1	0	0/0	0	18.0	17	19	19	16	15	3	0	3	.254	4	5	0	1	0		
-----																								
23 Carlson, Parker	3.38	0-0	5	0	0	0/0	1	5.1	6	2	2	6	4	0	0	0	.286	0	0	0	0	0		
54 Copeland, Konner	8.31	1-1	4	1	0	0/0	0	8.2	13	10	8	2	6	4	0	1	.342	0	2	0	0	0		
12 Nelson, Drew	9.39	0-2	6	1	0	0/0	0	7.2	5	8	8	12	11	4	0	1	.200	1	1	0	2	0		
46 Allsup, Chase	9.53	0-0	6	0	0	0/0	0	5.2	10	7	6	9	8	1	1	1	.357	3	1	0	0	1		
43 Isbell, Chase	10.50	0-0	8	0	0	0/0	1	6.0	7	7	7	5	7	1	0	2	.304	1	2	0	0	1		
22 Murphy, Hayden	19.29	0-0	3	0	0	0/0	0	4.2	11	10	10	4	5	3	0	2	.478	2	0	0	1	0		
20 Sheehan, Tommy	36.00	0-1	2	1	0	0/0	0	1.0	2	4	4	4	2	0	0	0	.400	1	2	0	0	0		
17 Horne, Trevor	47.25	0-0	2	0	0	0/0	0	1.1	4	7	7	5	2	0	0	0	.500	0	0	0	0	0		
47 Keshock, Cameron	99.00	0-0	1	0	0	0/0	0	0.0	4	7	7	1	0	1	0	0	1.000	1	2	0	0	0		
Totals	7.85	7-11	18	18	0	0/0	3	156.0	186	151	136	126	152	37	2	21	.301	17	26	2	7	6		
Opponents	5.60	11-7	18	18	0	1/1	7	159.0	147	104	99	75	172	29	2	26	.245	16	23	0	6	7		

PB - Team (5), LaRue, N. 4, Wright, C. 1, Opp (1). Pickoffs - Team (3), LaRue, N. 2, Cannon, W. 1, Opp (1). SBA/ATT - LaRue, N. (7-11), Irish, I. (5-5), Herberholz, C (1-4), Crotchfelt, Z (3-4), Nelson, D. (3-3), Horne, T. (2-2), Bauman, T. (2-2), Wright, C. (0-1), Carlson, P. (1-1), Vail, T. (0-1), Cannon, W. (0-1).



**MIDWEEK STATS**



**2023 Auburn Baseball  
Overall Statistics for Auburn (as of Apr 24, 2023)  
(Midweek Games Sorted by Batting avg)**



Record: 8-2 Home: 5-0 Away: 1-2 Neutral: 2-0 SEC: 0-0

Player	avg	gp-gs	ab	r	h	2b	3b	hr	rbi	tb	slg%	bb	hp	so	gdp	ob%	sf	sh	sb-att	po	a	e	fld%	
27 Peirce, Bobby	.542	7-6	24	11	13	2	1	1	7	20	.833	1	1	1	0	.536	2	0	0-0	6	1	0	1.000	
7 Foster, Cole	.455	9-9	33	15	15	2	0	3	10	26	.788	7	1	5	2	.548	1	0	2-3	9	22	2	.939	
18 Irish, Ike	.444	10-10	45	11	20	4	0	1	13	27	.600	1	1	9	1	.458	1	0	0-0	23	0	0	1.000	
8 Ware, Bryson	.410	10-10	39	12	16	1	1	4	14	31	.795	5	0	6	0	.447	3	0	2-3	6	15	0	1.000	
14 Kirby, Justin	.314	10-10	35	11	11	5	0	2	9	22	.629	10	1	9	0	.478	0	1	2-2	16	0	0	1.000	
5 Howell, Kason	.281	9-9	32	7	9	4	0	1	12	16	.500	5	2	7	0	.400	1	0	0-0	24	0	0	1.000	
1 Green, Caden	.261	8-6	23	5	6	1	0	0	3	7	.304	4	3	5	1	.433	0	0	1-1	9	17	0	1.000	
26 McMurray, Cooper	.188	5-5	16	4	3	1	0	2	6	10	.625	7	0	6	0	.435	0	0	0-0	30	1	0	1.000	
-----																								
2 Hall, Josh	.400	7-2	10	3	4	0	0	0	4	4	.400	3	0	4	0	.538	0	0	0-0	3	0	0	1.000	
3 Stanfield, Chris	.375	7-4	16	4	6	0	1	0	3	8	.500	0	2	2	1	.444	0	0	1-1	5	0	0	1.000	
11 Miller, Gavin	.375	3-2	8	2	3	1	0	0	2	4	.500	2	1	3	0	.545	0	0	0-0	3	7	2	.833	
31 Bello, Mike	.333	4-1	9	1	3	0	0	0	1	3	.333	2	0	0	0	.455	0	0	0-0	4	0	0	1.000	
16 Hill, Cam	.333	4-1	6	1	2	0	0	0	2	2	.333	2	0	0	1	.500	0	0	0-0	5	0	0	1.000	
10 Wortham, Brody	.333	3-1	6	3	2	0	0	0	2	2	.333	0	0	0	0	.333	0	0	0-0	8	0	1	.889	
6 Dyal, Ryan	.250	4-3	8	3	2	0	0	0	2	2	.250	2	1	1	0	.455	0	0	0-0	19	2	0	1.000	
4 Wright, Carter	.200	7-3	15	2	3	0	0	0	3	3	.200	2	0	4	2	.294	0	0	0-0	37	5	0	1.000	
9 Moss, Brody	.167	3-3	6	3	1	0	0	0	2	1	.167	5	1	0	0	.538	1	0	0-0	3	3	0	1.000	
24 LaRue, Nate	.059	6-5	17	1	1	0	0	0	1	1	.059	0	0	9	0	.059	0	0	0-0	46	3	0	1.000	
Totals	.345	10	348	99	120	21	3	14	96	189	.543	58	14	71	8	.448	9	1	8-10	258	79	7	.980	
Opponents	.255	10	333	51	85	22	0	7	49	128	.384	37	5	102	5	.337	2	3	6-8	245	80	12	.964	

LOB - Team (86), Opp (71). DPs turned - Team (6), Opp (8). IBB - Team (1), Ware, B. 1, Opp (3).

**(Midweek Games Sorted by Earned run avg)**

Player	era	w-l	app	gs	cg	sho	sv	ip	h	r	er	bb	so	2b	3b	hr	b/avg	wp	hp	bk	sfa	sha		
12 Nelson, Drew	0.71	2-0	3	2	1	0/0	0	12.2	5	1	1	2	10	2	0	0	.116	2	1	0	0	0		
21 Vail, Tommy	0.84	2-0	3	3	0	0/0	0	10.2	1	1	1	4	15	1	0	0	.030	0	0	0	0	0		
54 Copeland, Konner	7.82	1-0	5	3	0	0/0	0	12.2	17	11	11	7	15	7	0	0	.333	0	1	0	1	0		
46 Allsup, Chase	11.25	0-0	4	1	0	0/0	1	8.0	13	10	10	5	7	3	0	2	.371	3	0	0	0	1		
-----																								
43 Isbell, Chase	0.00	2-0	4	0	0	0/0	1	6.0	3	0	0	2	9	0	0	0	.150	0	0	0	0	0		
25 Bauman, Tanner	0.00	0-0	2	0	0	0/0	0	2.0	3	0	0	1	2	0	0	0	.333	0	0	0	0	0		
20 Sheehan, Tommy	0.00	0-0	1	0	0	0/0	0	1.1	1	0	0	0	3	0	0	0	.200	0	0	0	0	0		
44 Olson, Ryan	0.00	0-0	1	0	0	0/0	0	1.0	2	0	0	0	2	0	0	0	.500	0	0	0	0	0		
77 Crotchfelt, Zach	0.00	0-0	1	1	0	0/0	0	1.0	0	0	0	2	3	0	0	0	.000	1	0	0	0	0		
23 Carlson, Parker	2.45	0-0	3	0	0	0/0	0	3.2	4	3	1	3	7	0	0	0	.250	0	0	0	0	0		
29 Herberholz,Christia	3.86	0-1	3	0	0	0/0	0	4.2	5	3	2	3	3	2	0	0	.278	2	0	0	1	1		
17 Horne, Trevor	4.15	0-0	3	0	0	0/0	0	4.1	5	2	2	0	5	0	0	1	.278	0	0	0	0	0		
41 Armstrong, John	7.50	0-0	6	0	0	0/0	1	6.0	9	5	5	2	10	1	0	2	.346	0	0	0	0	1		
33 Cannon, Will	8.10	0-1	3	0	0	0/0	1	6.2	6	6	6	4	9	4	0	1	.240	1	1	0	0	0		
22 Murphy, Hayden	8.44	1-0	2	0	0	0/0	0	5.1	9	5	5	1	2	2	0	1	.360	0	1	0	0	0		
47 Keshock, Cameron	99.00	0-0	1	0	0	0/0	0	0.0	2	4	4	1	0	0	0	0	1.000	0	1	0	0	0		
Totals	5.02	8-2	10	10	1	0/0	4	86.0	85	51	48	37	102	22	0	7	.255	9	5	0	2	3		
Opponents	10.58	2-8	10	10	0	0/0	0	81.2	120	99	96	58	71	21	3	14	.345	11	14	0	9	1		

PB - Team (4), Wright, C. 2, LaRue, N. 2, Opp (2). Pickoffs - Team (2), LaRue, N. 1, Copeland, K. 1. SBA/ATT - LaRue, N. (5-6), Allsup, C. (1-2), Cannon, W. (1-1), Carlson, P. (1-1), Vail, T. (1-1), Sheehan, T. (1-1), Olson, R. (1-1), Copeland, K. (0-1), Wright, C. (1-1).

**GAME SUMMARY**



**2023 Auburn Baseball  
Games Summary for Auburn (as of Apr 23, 2023)  
(All games)**



Score by innings	1	2	3	4	5	6	7	8	9	EX	Total
Auburn	41	26	44	34	29	39	21	25	27	2	288
Opponents	38	23	32	32	25	32	22	44	21	4	273

**Record when ...**

Overall	23-16-1	After 6 leading	17-2-1
Conference	7-11	..... trailing	5-12
Non-Conference	16-5-1	..... tied	1-2
Home games	18-7-1	After 7 leading	14-1
Away games	3-9	..... trailing	4-14
Neutral site	2-0	..... tied	2-1-1
Day games	7-11-1	After 8 leading	16-0
Night games	16-5	..... trailing	1-14
vs Left starter	5-3	..... tied	2-1-1
vs Right starter	18-13-1		
1-Run games	8-3	Hit 0 home runs	2-5
2-Run games	1-1	... 1 home run	10-8
5+Run games	8-10	... 2+ home runs	11-3-1
Extra innings	2-1		
Shutouts	0-1	Opponent 0 home runs	13-5
		..... 1 home run	6-6
		..... 2+ HRs	4-5-1
Scoring 0-2 runs	1-5		
..... 3-5 runs	3-5		
..... 6-9 runs	9-5	Made 0 errors	13-5
..... 10+ runs	10-1-1	.... 1 error	7-7-1
		.... 2+ errors	3-4
Opponent 0-2 runs	7-0		
..... 3-5 runs	9-2	Opp. made 0 errors	8-10
..... 6-9 runs	4-7	..... 1 error	8-5
..... 10+ runs	3-7-1	..... 2+ errors	7-1-1
Scored in 1st inning	8-3-1	Out-hit opponent	16-3
Opp. scored in 1st	5-9-1	Out-hit by opponent	4-13
Scores first	13-6	Hits are tied	3-0-1
Opp. scores first	10-10-1		

**Record when team scores:**

Runs	0	1	2	3	4	5	6	7	8	9	10+
W-L	0-1	0-1	1-3	0-2	2-0	1-3	4-1	3-2	2-2	0-0	10-1

**Record when opponent scores:**

Runs	0	1	2	3	4	5	6	7	8	9	10+
W-L	0-0	7-0	0-0	6-0	2-1	1-1	2-2	0-1	1-2	1-2	3-7

**Record when leading after:**

Inn.	1	2	3	4	5	6	7	8
W-L	8-0	9-2	12-4	14-5	15-4	17-2	14-1	16-0

**Record when trailing after:**

Inn.	1	2	3	4	5	6	7	8
W-L	4-9	5-11	5-11	6-10	6-11	5-12	4-14	1-14

**Record when tied after:**

Inn.	1	2	3	4	5	6	7	8
W-L	11-7	9-3	6-1	3-1	2-1	1-2	2-1	2-1

Current winning streak: 1  
 Longest winning streak: 10  
 Longest losing streak: 4

Home attendance : 93802 ( 26 dates avg = 3607 )  
 Away attendance : 80183 ( 14 dates avg = 5727 )  
 Total attendance: 173985 ( 40 dates avg = 4349 )

**CAREER vs. TROY**



**Individual Career History  
vs Troy**



Bello, Mike

Year	avg	gp-gs	ab	r	h	2b	3b	hr	rbi	tb	slg%	bb	hbp	so	gdp	ob%	sf	sh	sb-att	po	a	e	fld%
2022	.000	1-0	1	0	0	0	0	0	0	0	.000	0	0	0	0	.000	0	0	0-0	1	0	0	1.000
TOTAL	.000	1-0	1	0	0	0	0	0	0	0	.000	0	0	0	0	.000	0	0	0-0	1	0	0	1.000

Carlson, Parker

Year	avg	gp-gs	ab	r	h	2b	3b	hr	rbi	tb	slg%	bb	hbp	so	gdp	ob%	sf	sh	sb-att	po	a	e	fld%
Year	era	w-l	app	gs	cq	sho	sv	ip	h	r	er	bb	so	2b	3b	hr	bf	bavg	wp	hbp	bk	sfa	sha
2022	0.00	0-0	1	0	0	0/0	0	1.0	0	0	0	0	1	0	0	0	3	.000	0	0	0	0	0
TOTAL	0.00	0-0	1	0	0	0/0	0	1.0	0	0	0	0	1	0	0	0	3	.000	0	0	0	0	0

Copeland, Konner

Year	avg	gp-gs	ab	r	h	2b	3b	hr	rbi	tb	slg%	bb	hbp	so	gdp	ob%	sf	sh	sb-att	po	a	e	fld%
Year	era	w-l	app	gs	cq	sho	sv	ip	h	r	er	bb	so	2b	3b	hr	bf	bavg	wp	hbp	bk	sfa	sha
2022	0.00	0-0	1	0	0	0/0	0	0.2	1	0	0	0	1	0	0	0	3	.333	1	0	0	0	0
TOTAL	0.00	0-0	1	0	0	0/0	0	0.2	1	0	0	0	1	0	0	0	3	.333	1	0	0	0	0

Dyal, Ryan

Year	avg	gp-gs	ab	r	h	2b	3b	hr	rbi	tb	slg%	bb	hbp	so	gdp	ob%	sf	sh	sb-att	po	a	e	fld%
2022	1.000	1-1	1	3	1	0	0	0	0	1	1.000	2	1	0	0	1.000	0	0	0-0	0	0	0	.000
TOTAL	1.000	1-1	1	3	1	0	0	0	0	1	1.000	2	1	0	0	1.000	0	0	0-0	0	0	0	.000

Foster, Cole

Year	avg	gp-gs	ab	r	h	2b	3b	hr	rbi	tb	slg%	bb	hbp	so	gdp	ob%	sf	sh	sb-att	po	a	e	fld%
2022	.333	2-2	6	1	2	1	0	0	3	3	.500	2	0	3	0	.500	0	0	0-0	4	3	0	1.000
TOTAL	.333	2-2	6	1	2	1	0	0	3	3	.500	2	0	3	0	.500	0	0	0-0	4	3	0	1.000

Hall, Josh

Year	avg	gp-gs	ab	r	h	2b	3b	hr	rbi	tb	slg%	bb	hbp	so	gdp	ob%	sf	sh	sb-att	po	a	e	fld%
2022	.000	1-0	0	0	0	0	0	0	0	0	.000	0	0	0	0	.000	0	0	0-0	0	0	0	.000
TOTAL	.000	1-0	0	0	0	0	0	0	0	0	.000	0	0	0	0	.000	0	0	0-0	0	0	0	.000

Hill, Cam

Year	avg	gp-gs	ab	r	h	2b	3b	hr	rbi	tb	slg%	bb	hbp	so	gdp	ob%	sf	sh	sb-att	po	a	e	fld%
2022	.000	1-0	1	0	0	0	0	0	0	0	.000	0	0	1	0	.000	0	0	0-0	2	0	0	1.000
TOTAL	.000	1-0	1	0	0	0	0	0	0	0	.000	0	0	1	0	.000	0	0	0-0	2	0	0	1.000

Howell, Kason

Year	avg	gp-gs	ab	r	h	2b	3b	hr	rbi	tb	slg%	bb	hbp	so	gdp	ob%	sf	sh	sb-att	po	a	e	fld%
2022	.444	2-2	9	2	4	0	0	0	2	4	.444	2	0	3	0	.545	0	0	0-0	3	0	0	1.000
TOTAL	.444	2-2	9	2	4	0	0	0	2	4	.444	2	0	3	0	.545	0	0	0-0	3	0	0	1.000

CAREER vs. TROY



Individual Career History vs Troy

Isbell, Chase

Year	avg	gp-gs	ab	r	h	2b	3b	hr	rbi	tb	slg%	bb	hbp	so	qdp	ob%	sf	sh	sb-att	po	a	e	fld%
2022	0.00	1-0	1	0	0	0/0	0	1.0	0	0	0	1	1	0	0	0	4	.000	0	0	0	0	0
TOTAL	0.00	1-0	1	0	0	0/0	0	1.0	0	0	0	1	1	0	0	0	4	.000	0	0	0	0	0

LaRue, Nate

Year	avg	gp-gs	ab	r	h	2b	3b	hr	rbi	tb	slg%	bb	hbp	so	qdp	ob%	sf	sh	sb-att	po	a	e	fld%
2022	.250	1-1	4	0	1	0	0	0	2	1	.250	0	0	2	0	.200	1	0	0-0	7	0	0	1.000
TOTAL	.250	1-1	4	0	1	0	0	0	2	1	.250	0	0	2	0	.200	1	0	0-0	7	0	0	1.000

Peirce, Bobby

Year	avg	gp-gs	ab	r	h	2b	3b	hr	rbi	tb	slg%	bb	hbp	so	qdp	ob%	sf	sh	sb-att	po	a	e	fld%
2022	.167	2-1	6	2	1	0	0	0	0	1	.167	0	0	2	0	.167	0	0	0-0	3	0	0	1.000
TOTAL	.167	2-1	6	2	1	0	0	0	0	1	.167	0	0	2	0	.167	0	0	0-0	3	0	0	1.000

Sheehan, Tommy

Year	avg	gp-gs	ab	r	h	2b	3b	hr	rbi	tb	slg%	bb	hbp	so	qdp	ob%	sf	sh	sb-att	po	a	e	fld%
2022	.000	0-0	0	0	0	0	0	0	0	0	.000	0	0	0	0	.000	0	0	0-0	0	1	0	1.000
TOTAL	.000	0-0	0	0	0	0	0	0	0	0	.000	0	0	0	0	.000	0	0	0-0	0	1	0	1.000

Ware, Bryson


Year	avg	gp-gs	ab	r	h	2b	3b	hr	rbi	tb	slg%	bb	hbp	so	qdp	ob%	sf	sh	sb-att	po	a	e	fld%
2022	.500	1-1	4	1	2	0	0	1	6	5	1.250	0	0	2	0	.500	0	0	0-0	2	0	0	1.000
TOTAL	.500	1-1	4	1	2	0	0	1	6	5	1.250	0	0	2	0	.500	0	0	0-0	2	0	0	1.000



# TV/RADIO ROSTER



1 CADEN GREEN



2 JOSH HALL




3 CHRIS STANFIELD



4 CARTER WRIGHT



5 KASON HOWELL



6 RYAN DYAL



7 COLE FOSTER



8 BRYSON WARE



9 BRODY MOSS



10 BRODY WORTHAM



11 GAVIN MILLER



12 DREW NELSON




14 JUSTIN KIRBY



16 CAM HILL



17 TREVOR HORNE



18 IKE IRISH



20 TOMMY SHEEHAN



21 TOMMY VAIL



22 HAYDEN MURPHY



23 PARKER CARLSON



24 NATE LARUE



25 TANNER BAUMAN



26 COOPER MCMURRAY



27 BOBBY PEIRCE




28 ELLIOT BRAY



29 CHRISTIAN HERBERHOLZ



31 MIKE BELLO



33 WILL CANNON



41 JOHN ARMSTRONG



43 CHASE ISBELL




44 RYAN OLSON



45 JOSEPH GONZALEZ



46 CHASE ALLSUP




47 CAMERON KESHOCK



51 TY MAULDIN



54 KONNER COPELAND



77 ZACH CROTCHFELT



30 BUTCH THOMPSON



36 KARL NONEMAKER



39 GABE GROSS



40 DARON SCHOENROCK