



2021 AUBURN BASEBALL

AUBURN ATHLETICS COMMUNICATIONS: 392 SOUTH DONAHUE DRIVE || AUBURN, AL 36849 || AUBURNTIGERS.COM || @AUBURN_BASEBALL

2021 SCHEDULE

Day	Date	Opponent	Time/Result
FRI	FEB. 19	PRESBYTERIAN	W, 14-3
SAT	FEB. 20	PRESBYTERIAN	W, 6-1
SUN	FEB. 21	PRESBYTERIAN	W, 2-1 (10)
TUE	FEB. 23	ALABAMA A&M	W, 18-2 (7)
WED	FEB. 24	ALABAMA A&M	W, 33-0
Fri	Feb. 26	vs. #25 Oklahoma	L, 3-4 (10)
Sat	Feb. 27	vs. Baylor	L, 6-12
Sun	Feb. 28	vs. Texas A&M	W, 6-1
TUE	MAR. 2	JACKSONVILLE STATE	PPD
FRI	MAR. 5	#18 BOSTON COLLEGE	L, 2-8
SAT	MAR. 6	#18 BOSTON COLLEGE	W, 16-1
SUN	MAR. 7	#18 BOSTON COLLEGE	L, 9-11 (10)
Tue	Mar. 9	at UAB	W, 6-5
FRI	MAR. 12	LITTLE ROCK	W, 7-0
SAT	MAR. 13	LITTLE ROCK	W, 6-0
SUN	MAR. 14	LITTLE ROCK	L, 6-12
Tue	Mar. 16	at Lipscomb	W, 9-7
Fri	Mar. 19	at #4 Ole Miss*	L, 0-1
Sat	Mar. 20	at #4 Ole Miss*	L, 5-6
Sun	Mar. 21	at #4 Ole Miss*	L, 11-19
Tue	Mar. 23	vs. South Alabama	PPD
FRI	MAR. 26	KENTUCKY*	L, 6-8 (10)
SAT	MAR. 27	KENTUCKY*	L, 6-7
SUN	MAR. 28	KENTUCKY*	L, 4-6
Thu	Apr. 1	at #1 Arkansas*	W, 2-1
Fri	Apr. 2	at #1 Arkansas*	L, 5-6
Sat	Apr. 3	at #1 Arkansas*	L, 5-6 (10)
TUE	APR. 6	KENNESAW STATE	PPD
FRI	APR. 9	#4 MISSISSIPPI STATE*	L, 5-6
SAT	APR. 10	#4 MISSISSIPPI STATE*	L, 2-7
SUN	APR. 11	#4 MISSISSIPPI STATE*	L, 10-19
Tue	Apr. 13	at #20 Georgia Tech	W, 7-3
Thu	Apr. 15	at Alabama*	L, 7-8 (10)
Fri	Apr. 16	at Alabama*	W, 5-4
Sat	Apr. 17	at Alabama*	L, 9-10
TUE	APR. 20	SAMFORD	W, 6-4
WED	APR. 21	JACKSONVILLE STATE	W, 8-7 (10)
FRI	APR. 23	#10 FLORIDA*	6 PM
SAT	APR. 24	#10 FLORIDA*	11 PM
SUN	APR. 25	#10 FLORIDA*	1 PM
Thu	Apr. 29	at Georgia*	6 pm
Fri	Apr. 30	at Georgia*	6 pm
Sat	May 1	at Georgia*	11 am
TUE	MAY 4	UAB	6 PM
THU	MAY 6	LSU*	6:30 PM
FRI	MAY 7	LSU*	7 PM
SAT	MAY 8	LSU*	2 PM
Tue	May 11	at Samford	6 pm
FRI	MAY 14	TEXAS A&M*	6 PM
SAT	MAY 15	TEXAS A&M*	2 PM
SUN	MAY 16	TEXAS A&M*	1 PM
TUE	MAY 18	NORTH ALABAMA	6 PM
Thu	May 20	at Missouri*	TBA
Fri	May 21	at Missouri*	TBA
Sat	May 22	at Missouri*	TBA

POSTSEASON

May 25-30	SEC Tournament	TBA
June 4-7	NCAA Regionals	TBA
June 11-14	NCAA Super Regionals	TBA
June 19-30	NCAA College World Series	TBA

Home games in **BOLD CAPS**

All home games at Plainsman Park | All times central



GAMES 35-37

AUBURN, ALA. (Samford Stadium-Hitchcock Field at Plainsman Park)



AUBURN TIGERS (16-18, 2-13 SEC)

Head Coach: Butch Thompson (Birmingham-Southern, 1992)

Career Record: 209-154 (7th season) | Record at Auburn: 170-133 (6th season)

VS



#10 FLORIDA GATORS (26-11, 9-6 SEC)

Head Coach: Kevin O'Sullivan (Virginia, 1991)

Career Record: 573-267 (14th season) | Record at UF: 573-267 (14th season)

>> QUICK HITTERS

- Florida represents Auburn's fourth top-10 conference foe in the first six weeks of SEC play.
- Ten of Auburn's first 15 SEC games have been decided by one run, which is four more than any other team in the league.
- The Tigers rank third in the country and second in the SEC with 55 home runs.
- The team has homered in 11 of the last 12 games and 12 of 15 SEC games.
- Tyler Miller's 11 home runs and 45 RBI are the most by an Auburn player through 34 games since Joseph Sanders (16 home runs, 48 RBI) in 2009.
- Cody Greenhill returned to the bullpen this week and earned his first save of the season vs. Samford Tuesday. He is tied with Gregg Olson and Colter Bean for fourth all-time with 20 saves.
- Auburn leads the all-time series that dates back more than 100 years 133-117-2 and is 64-36 against the Gators at Plainsman Park.
- This weekend marks the first time the two teams have met since the 2018 Super Regional.

PITCHING MATCHUP

AUBURN		FLORIDA	
FRI SR LHP Jack Owen	(1-2, 7.36)	vs. JR RHP Franco Aleman	(1-1, 4.06)
SAT JR RHP Richard Fitts	(0-3, 7.04)	vs. SR RHP Tommy Mace	(4-0, 3.78)
SUN TBA		vs. SO LHP Hunter Barco	(5-2, 4.70)

GAME INFO

Date: Friday-Sunday, Apr. 23-25, 2021
Game Time: 6 p.m. / 11 a.m. / 1 p.m.
Site: Auburn, Ala. / Plainsman Park (4,096)
TV: SEC Network+ (Fri/Sun), SEC Network (Sat)
Talent: JJ Jackson (pxp), Mark Fuller (color)
Talent: Mike Couzens (pxp), Ben McDonald (color)
Talent: Graham Doty (pxp), Mark Fuller (color)
Radio: 93.9/95.9 FM | AuburnTigers.com | TuneIn
Talent: Andy Burcham, Brad Law
Live Stats: StatBroadcast.com
Twitter Updates: @AuburnBaseball
Postgame Recap: AuburnTigers.com
Series History: Auburn leads, 133-117-2
Auburn: Auburn leads, 64-36
Gainesville: Auburn trails, 63-73
Neutral: Auburn trails, 6-8-2
Last Meeting: Florida 3, Auburn 2 [1] (6/11/18)

AUBURN

16-18, 2-13 SEC

Team Leaders

Batting Average: JR IF **Tyler Miller** (.348)
Runs: SO IF **Bryson Ware** (30)
2B: GR IF **Rankin Woley** (10)
HR: JR IF **Tyler Miller** (11)
RBI: JR IF **Tyler Miller** (45)
Stolen Bases: JR OF **Kason Howell** (7-10)

FLORIDA

26-11, 9-6 SEC

Team Leaders

Batting Average: SO C/IF **Nathan Hickey** (.358)
Runs: JR OF **Jacob Young** (40)
2B: Two tied (12)
HR: JR OF **Jud Fabian** (12)
RBI: SO C/IF **Nathan Hickey** (38)
Stolen Bases: JR OF **Jacob Young** (11-12)

POTENTIAL STARTING LINEUP

Pos.	#	Player	AVG	AB	R	H	2B	3B	HR	RBI	SB-SBA	BB
C	41	Steven Williams	.263	118	26	31	7	1	8	27	1-2	21
1B	10	Tyler Miller	.348	132	26	46	5	1	11	45	3-4	12
2B	19	Brody Moore	.303	132	21	40	9	0	2	26	0-2	11
3B	4	Rankin Woley	.317	126	25	40	10	0	5	17	1-1	13
SS	9	Ryan Bliss	.348	135	29	47	6	0	8	23	4-7	17
LF	1	Judd Ward	.245	106	22	26	4	1	3	13	0-1	12
CF	5	Kason Howell	.259	112	19	29	6	0	5	18	7-10	22
RF	8	Bryson Ware	.272	103	30	28	4	1	6	24	3-4	13
DH	16	Cam Hill	.274	62	11	17	2	1	4	18	0-0	11

AUBURN'S RECORD WHEN...

	2021	Under Thompson
Overall	16-18	170-133
SEC	2-13	55-79
Non-Conference	14-5	103-44
Postseason	0-0	15-13
Home	10-9	116-58
Away	5-7	38-58
Neutral	1-2	14-15
Current streak	W2	W2
Last 5 games	3-2	3-2
Last 10 games	4-6	4-6

Situational:

AU scores first	15-7	116-45
Opp. scores first	1-11	54-88
AU scores 4+ runs	14-14	155-58
AU scores 3 runs or less	2-4	15-75
AU leads after 7 innings	13-3	139-13
8 innings	14-3	159-12
AU trails after 7 innings	1-11	12-99
8 innings	0-12	4-105
Game tied after 7 innings	1-5	16-19
8 innings	1-3	3-12
Extra Innings	2-5	8-15
1-run games	5-8	34-38
2-run games	2-3	19-11
3-run games	0-0	18-16
Games decided by 5+ runs	8-6	83-41
vs. LH Starter	4-7	52-41
vs. RH Starter	12-11	118-92
More hits than opponent	14-3	128-23
Fewer hits than opponent	1-13	26-100
Hits are tied	1-2	14-11
AU has 10+ hits	8-11	103-52
Opp. has 10+ hits	0-13	38-83
Hit a home run	12-14	110-51
Opp. hits a home run	7-13	68-83
AU quality start	4-1	58-19
Opp. quality start	3-5	22-52
AU commits no errors	6-3	73-32
Opp. commits no error	4-9	43-67

By Day:

Sunday	2-4	26-25
Monday	0-0	1-2
Tuesday	5-0	36-15
Wednesday	2-0	14-5
Thursday	1-1	6-12
Friday	3-6	41-30
Saturday	3-7	43-42
Day Games (first pitch before 6 p.m.)	10-12	102-72
Night Games (first pitch after 6 p.m.)	6-6	68-61
Doubleheaders	0-2	20-12

By Month:

February	6-2	41-12
March	5-9	61-35
April	5-7	36-43
May	0-0	21-35
June	0-0	10-7

By Jersey:

White	1-3	49-28
Blue	6-5	31-26
Orange	2-5	36-28
Gray	3-2	19-32
Pinstripes	4-3	25-17
Cream Throwback	0-0	8-2

UNIVERSITY INFORMATION

Location	Auburn, Ala.
Enrollment	30,440
Founded	October 1, 1856
Nickname	Tigers
Colors	Burnt Orange and Navy Blue
President	Dr. Jay Gogue
Athletics Director	Allen Greene
Conference	Southeastern (SEC West)
Stadium / Capacity	Samford Stadium-Hitchcock Field at Plainsman Park / 4,096
Ticket Office Phone	855-282-2010

BASEBALL COACHING / SUPPORT STAFF

Head Coach	Butch Thompson (Birmingham-Southern, 1992)
Record at Auburn / Seasons	170-133 (.561) / 6th
Career Coaching Record / Seasons	209-154 (.576) / 7th
Assistant Coach	Karl Nonemaker (Vanderbilt, 2002)
Assistant Coach	Gabe Gross (Auburn, 2012)
Volunteer Assistant	Tim Hudson (Auburn)
Student Assistant	Dan Gamache (Auburn)
Director of Operations	Greg Drye (Southern Miss, 1998)
Player Development & Data Analyst	Blake Logan (Auburn, 2017)
Athletic Trainer	Anthony Sandersen (South Dakota State, 2004)
Strength & Conditioning	Chris Joyner (Minnesota State - Mankato, 2001)

PROGRAM HISTORY

Modern Era Program Record (since 1949)	1,979-1,366-4 (.592)
College World Series Appearances / Last	5 / 2019
College World Series Record	3-10 (.231)
NCAA Regional Appearances/ Last	22 / 2019
NCAA Regional Record	51-45 (.531)
NCAA Super Regional Appearances / Last	3 / 2019
NCAA Super Regional Record	3-5 (.375)
Last Postseason Opponent	Louisville / 2019 College World Series
Result	Lost, 5-3

POSTSEASON HISTORY

College World Series Appearances: 5 (1967, 1976, 1994, 1997, 2019)

Super Regional Appearances: 3 (1999, 2018, 2019)

NCAA Regional Appearances: 22 (1963, 1967, 1976, 1978, 1987, 1989, 1993-95, 1997-2003, 2005, 2010, 2015, 2017, 2018, 2019)

NCAA Regional Titles: 7 (1967, 1976, 1994, 1997, 1999, 2018, 2019)

MEDIA RELATIONS

Baseball Contact: George Nunnelley, Asst. Director - Athletics Comm.
Cell: 502-609-9982
Email: gnunnelley@auburn.edu
Twitter: @gnunnelley
Associate AD: Kirk Sampson

2021 AUBURN BASEBALL ROSTER

No.	Name	Pos.	Cl.	B/T	Ht.	Wt.	Exp.	Hometown (Previous School)
1	Judd Ward	OF	Sr.	L/R	6-1	195	3L	Russellville, Ala. (Russellville)
2	Josh Hall	OF	R-So	L/R	5-9	185	TR	Homewood, Ala. (Ole Miss)
3	Brayton Brown	OF	So.	R/R	5-9	190	1L	Selma, Ala. (Morgan Academy)
4	Rankin Woley	IF	Gr.	R/R	6-0	210	2L	Atlanta, Ga. (Chattahoochee Valley)
5	Kason Howell	OF	Jr.	R/R	6-0	185	2L	Argyle, Texas (Liberty Christian)
6	Bobby Peirce	OF	R-So.	R/R	6-2	195	JC	Scottsdale, Ariz. (South Mountain)
7	Cole Foster	IF	Fr.	S/R	6-1	190	HS	Plano, Texas (Plano Senior)
8	Bryson Ware	IF	So.	R/R	6-2	195	JC	Madison, Miss. (Pearl River)
9	Ryan Bliss	IF	Jr.	R/R	5-9	165	2L	LaGrange, Ga. (Troup)
10	Tyler Miller	IF/OF	Jr.	L/R	6-2	193	1L	Spanish Fort, Ala. (East Mississippi)
11	Kade Snell	LHP	Fr.	L/L	6-1	225	HS	Dothan, Ala. (Wicksburg)
12	Carter Frederick	RHP/OF	Fr.	R/R	6-4	225	HS	Chelsea, Ala. (Chelsea)
13	Ben Schorr	C	Fr.	R/R	6-1	205	HS	Columbus, Ga. (Columbus)
14	Brooks Fuller	LHP	Jr.	L/L	6-2	215	2L	Auburn Ala. (Auburn)
16	Cam Hill	DH/LHP	Fr.	L/L	6-3	210	HS	Madison, Ala. (Bob Jones)
17	Ryan Dyal	C	R-Fr.	L/R	6-0	190	HS	Senoia, Ga. (East Coweta)
18	Mason Barnett	RHP	So.	R/R	6-1	205	1L	Cartersville, Ga. (Cartersville)
19	Brody Moore	IF/UTL	Jr.	R/R	6-0	185	2L	Oneonta, Ala. (Oneonta)
20	Cody Greenhill	RHP	Sr.	R/R	6-4	216	3L	Russellville, Ala. (Russellville)
21	Trace Bright	RHP	So.	R/R	6-4	185	1L	Montgomery, Ala. (Trinity Presbyterian)
22	Garrett Wade	LHP	Jr.	L/L	6-2	205	2L	Hartselle, Ala. (Hartselle)
23	Peyton Glavine	LHP	R-Jr.	R/L	5-11	176	2L	Alpharetta, Ga. (Blessed Trinity)
24	Peyton Sybrandt	C	Fr.	L/R	6-3	210	HS	Baton Rouge, La. (Episcopal School)
25	Johnny Ceccoli	IF/OF	So.	L/R	6-2	210	1L	Tyler, Texas (All Saints Episcopal)
26	Hayden Mullins	LHP	So.	L/L	6-0	185	1L	Gallatin, Tenn. (Hendersonville)
27	Seb Thomas	RHP	So.	R/R	6-5	250	1L	Brookhaven, Ga. (Marist)
28	Nate LaRue	C	So.	R/R	6-3	210	1L	Mobile, Ala. (McGill-Toolen)
29	Carson Skipper	LHP	Jr.	L/L	6-3	210	2L	Trussville, Ala. (Hewitt-Trussville)
32	Carson Swilling	RHP	Fr.	R/R	6-1	185	HS	Smiths Station, Ala. (Smiths Station)
33	Will Morrison	RHP	R-So.	R/R	6-2	190	1L	Cullman, Ala. (Cullman)
34	John Samuel Shenker	IF	R-Jr.	R/R	6-3	250	1L	Albany, Ga. (Colquitt County)
36	Jack Sokol	RHP	Fr.	R/R	6-4	192	HS	New Albany, Ohio (New Albany)
40	Blake Burkhalter	RHP	So.	R/R	6-0	185	1L	Dothan, Ala. (Northview)
41	Steven Williams	OF	Sr.	L/R	6-3	216	3L	Albany, Ga. (Deerfield-Windsor)
43	Richard Fitts	RHP	Jr.	R/R	6-3	215	2L	Helena, Ala. (Helena)
44	Jack Owen	LHP	Sr.	L/L	6-2	204	3L	Aliso Viejo, Calif. (JSerra)
45	Joseph Gonzalez	RHP	Fr.	R/R	6-4	215	HS	Humacao, P.R. (Leadership Christian Academy)
47	Garrett Farquhar	IF	Sr.	R/R	5-11	185	1L	Hoover, Ala. (Shelton State)

COACHES & STAFF

30	Butch Thompson	Head Coach	Sixth Year
35	Karl Nonemaker	Assistant Coach	Fourth Year
39	Gabe Gross	Assistant Coach	Fourth Year
15	Tim Hudson	Volunteer Assistant Coach	Second Year
	Dan Gamache	Student Assistant Coach	Second Year
	Greg Drye	Director of Operations	Sixth Year
	Anthony Sandersen	Athletic Trainer	Fourth Year
	Blake Logan	Player Development & Data Analyst	Second Year
	Chris Joyner	Strength & Conditioning	Third Year

PRONUNCIATION GUIDE

Johnny CECCOLI	Suh-CO-lee
Ryan DYAL	DIAL
Garrett FARQUHAR	FAR-kwar
KASON Howell	KAY-son
Ben SCHORR	SHORE
John Samuel SHENKER	SHANK-er
Jack SOKOL	SOAK-ull
Peyton SYBRANDT	SIGH-brandt
Rankin WOLEY	WOE-lee

30 BUTCH THOMPSON HEAD COACH

THE AUBURN SKIPPER

- Eight College World Series appearances / 17 postseason appearances
- 2013 National Runner-up (Mississippi State)
- 2001 National Champion (Birmingham-Southern)
- 2014 Baseball America/ABCA National Assistant Coach of the Year
- 2006 FCA Coach of the Year
- Coached 16 pitchers who went on to pitch in the Major Leagues
- Recruited and coached 32 pitchers who were drafted out of college that weren't drafted out of high school

Butch Thompson enters his sixth season at the helm of the program in 2021, posting a record of 154-115 in his first five seasons. He led the program to the first College World Series appearance in 22 years in 2019 and has taken the Tigers to three straight regionals for the first time since 2001-03.

Butch Thompson was named Auburn's head baseball coach on October 22, 2015 and enters his sixth season with the Tigers in 2021.

Thompson, who spent three seasons as an assistant coach and recruiting coordinator at Auburn from 2006-08, returned to The Plains after seven seasons at Mississippi State as both associate head coach and pitching coach.

A native of Amory, Miss., Thompson has coached 30 Division I All-Americans and 39 all-conference performers. He has seen 16 of his former pitchers make their Major League Baseball debuts, including 10 since 2014. Thompson has also turned 32 pitchers who went undrafted out of high school into MLB draft picks.

Thompson had three pitchers drafted in the first 11 rounds in 2014 and five pitchers drafted, including three in the top 10 rounds, in 2013. He added a first-round selection in the 2016 draft, a third-round pick in Keegan Thompson in 2017 and the first No. 1 overall pick in program history in Casey Mize in 2018. With Tanner Burns also going as a supplemental first round pick in 2020, Auburn became one of four programs with a pair of pitchers drafted in the first round in the last three years.

Along with his pitching pedigree, Thompson is also considered one of the top recruiters in the country. Since 2003, he has secured 13 recruiting classes that were ranked in the top 10 by either Baseball America or Perfect Game, including the No. 5 signing class in 2017 and a program record No. 4 class in 2018. His classes signed from 2006-08 at Auburn each ranked in the top 18 nationally, including the No. 5 class in 2008, which included All-American and SEC Player of the Year Hunter Morris.

In 28 years of coaching at the collegiate level, including 19 in the Southeastern Conference, Thompson has coached eight College World Series participants, including leading the Tigers to the program's first trip to the College World Series in 22 years in 2019. Thompson has also coached one national champion and a national runner-up, won nine conference championships and made 17 postseason appearances. He has also served as an assistant under three National Coach of the Year recipients.

Thompson was named the 2006 Fellowship of Christian Athletes SEC Coach of the Year while at Auburn and the 2014 Baseball America and American Baseball Coaches Association (ABCA) National Assistant Coach of the Year while at Mississippi State.

Thompson has returned the Tigers to prominence in five seasons on The Plains as he has guided the team to a 154-115 overall record and three straight NCAA Tournament appearances for the first time since 2001-03, including back-to-back super regionals for the first time in program history. After advancing to the College World Series in 2019 and a winner-take-all game three in the Gainesville Super Regional in 2018, the Tigers have finished each of the last two full seasons ranked as high as No. 8 and No. 9, respectively. It marked the third time in program history the team has finished back-to-back seasons in the top 10.

Entering the 2019 postseason as the No. 2 seed in the Atlanta Regional, Auburn became the only program to sweep a regional on the road in each of the last two seasons before also becoming the first team to defeat North Carolina in a Chapel Hill Super Regional in 2019, punching its ticket to Omaha for the first time since 1997.

In seven seasons at MSU, Thompson made four NCAA regional trips, two Super Regionals, won the SEC Tournament and advanced to the College World Series finishing as NCAA runner-up in 2013. In three of his last four seasons in Starkville, the Bulldogs' staff ERA finished no higher than 3.06. Thompson's 2013 pitching staff was one of two nationally to finish in the top 15 in ERA, strikeouts per nine



innings and hits allowed per nine innings.

In addition to his experience at Auburn and Mississippi State, Thompson also spent four seasons at Georgia from 2002-05, including a trip to the College World Series in 2004. While there, he guided the development of future Major Leaguers Josh Fields, Mitchell Boggs and Brooks Brown.

Thompson launched his coaching career as pitching coach and top assistant at Huntingdon College (Ala.) in 1993, before returning to his alma mater in Birmingham, where he helped lead the Panthers to back-to-back Southern States Conference Championships and in 1995 coached BSC to its first NAIA World Series berth.

Thompson left BSC briefly to serve as head coach at Jefferson State Community College in Birmingham in 1997. While at JSCC, he was honored as the Regional Tournament Coach of the Year, the ABCA Alabama Junior College Coach of the Year and the Southeast Region Coach of the Year after guiding JSCC to a 39-21 mark, the AJCAA Region 22 State Championship and a third-place finish in the NJCAA Division II World Series.

He returned to Birmingham-Southern as top assistant the following season, beginning a four-year run during the most successful span in BSC baseball history. The Panthers won 196 games and four TranSouth Conference Championships and made three-consecutive appearances in the NAIA World Series. BSC's 2001 team posted a school-best 55-11 mark and captured the NAIA National Championship.

In 2002, Thompson joined the SEC baseball coaching fraternity as a pitching coach and recruiting coordinator at Georgia and has been a part of the league for the past 17 seasons.

Thompson currently serves as the large-school representative for the Alabama Baseball Coaches Association and is an All-American committee member representing the South region for the ABCA.

Thompson prepped at Amory (Miss.) High School and later starred as a pitcher at Itawamba (Miss.) Community College from 1989-90. On Oct. 25, 2014, Thompson was inducted into the ICC Athletic Hall of Fame.

He earned a Bachelor's Degree in History at BSC in 1992 and completed a Master's Degree in Sports Administration at UAB in 1996. He is married to the former Robin Ashe of Birmingham, Ala., and they are the parents of three daughters --- Anna, Olivia and Madelyn Gail.

NATIONAL POLLS

NEWS & NOTES

BASEBALL AMERICA

Apr. 19

1. Arkansas*
2. Mississippi State*
3. Vanderbilt
4. Louisville
5. Texas
6. Notre Dame
7. Tennessee
8. East Carolina
9. South Carolina
10. Texas Tech
11. TCU
12. Ole Miss*
13. Arizona
14. Oregon
15. Virginia Tech
16. Pittsburgh
17. Florida State
18. Florida*
19. Louisiana Tech
20. Georgia Tech*
21. Stanford
22. Oregon State
23. Michigan
24. Indiana State
25. Old Dominion

D1 BASEBALL

Apr. 19

1. Arkansas*
2. Vanderbilt
3. Texas
4. Mississippi State*
5. Texas Tech
6. Tennessee
7. Louisville
8. TCU
9. East Carolina
10. Notre Dame
11. South Carolina
12. Ole Miss*
13. Oregon
14. Louisiana Tech
15. Florida*
16. Pittsburgh
17. Stanford
18. Arizona
19. Charlotte
20. Old Dominion
21. Indiana State
22. Virginia Tech
23. Michigan
24. Oklahoma State
25. Florida State

USA TODAY

Apr. 19

1. Arkansas*
2. Vanderbilt
3. Texas
4. Mississippi State*
5. Tennessee
6. Texas Tech
7. TCU
8. East Carolina
9. Louisville
10. Ole Miss*
11. South Carolina
12. Notre Dame
13. Oregon
14. Florida*
15. Louisiana Tech
16. Stanford
17. Arizona
18. Pittsburgh
19. Oklahoma State
20. Old Dominion
21. Charlotte
22. Virginia Tech
23. Michigan
24. Indiana State
25. Miami

NCBWA

Apr. 19

1. Arkansas*
2. Vanderbilt
3. Texas
4. Mississippi State*
5. Tennessee
6. Texas Tech
7. East Carolina
8. TCU
9. Ole Miss*
10. Florida*
11. Louisville
12. Notre Dame
13. South Carolina
14. Oregon
15. Louisiana Tech
16. Stanford
17. Arizona
18. Pittsburgh
19. Oklahoma State
20. Old Dominion
21. Oregon State
22. Michigan
23. Miami
24. Charlotte
25. UCLA

PERFECT GAME

Apr. 19

1. Arkansas*
2. Texas
3. Louisville
4. Mississippi State*
5. East Carolina
6. Vanderbilt
7. Texas Tech
8. South Carolina
9. Notre Dame
10. Tennessee
11. TCU
12. Arizona
13. Oregon
14. Florida*
15. Ole Miss*
16. Stanford
17. Georgia Tech*
18. Michigan
19. Indiana State
20. Florida State
21. Louisiana Tech
22. Nebraska
23. Indiana
24. Oklahoma State
25. Virginia Tech

COLLEGIATE BASEBALL

Apr. 19

1. Arkansas*
2. Vanderbilt
3. Texas
4. Mississippi State*
5. TCU
6. Tennessee
7. South Carolina
8. Louisville
9. Ole Miss*
10. Texas Tech
11. East Carolina
12. Florida*
13. Stanford
14. Notre Dame
15. Oregon
16. Arizona
17. Michigan
18. Pittsburgh
19. UCLA
20. Oklahoma State
21. Georgia*
22. Oregon State
23. Arizona State
24. U.C. Irvine
25. U.C. Santa Barbara

AUBURN IN THE POLLS

BA D1 CB NC PG USA

- Pre. NR 23 NR 25 17 NR
 2/22 NR 21 NR 22 17 N/A
 3/1 NR NR NR NR 22 25
 3/8 NR NR NR NR NR NR
 3/15 NR NR NR NR NR NR
 3/22 NR NR NR NR NR NR
 3/29 NR NR NR NR NR NR

BA D1 CB NC PG USA

- 4/5 NR NR NR NR NR NR NR
 4/12 NR NR NR NR NR NR NR
 4/19 NR NR NR NR NR NR NR

HONORING AN AUBURN LEGEND

- Auburn baseball will honor former Auburn great and two-time World Series champion Joe Beckwith prior to Friday's series opener against Florida.
- Fans are encouraged to be in their seats by 5:45 p.m.

HOME, HOME ON THE PLAINS

- Auburn entered the season with an 87-34 (.719) home record since the start of the 2017 season and 64-21 (.753) mark at home since the start of 2018.
- The Tigers are 10-9 at home this season with five of the nine home losses having been decided by two or less runs.
- The Tigers won back-to-back home games this week for the first time since Mar. 12-13.

THE FINAL STRETCH

- Auburn's first four conference opponents have posted a combined overall record of 107-36 (.748) and league record of 37-23 (.617).
- The Tigers last six SEC foes have a combined overall record of 128-100 (.561) and league record of 35-55 (.389).

TOUGH TESTS

- This weekend's series against Florida marks Auburn's fourth SEC series against a top-10 opponent as the Gators are ranked No. 10 in the most recent NCBWA poll.
- The previous three series and nine games against ranked opponents were against top-five foes in No. 4 Ole Miss, No. 1 Arkansas and No. 4 Mississippi State.
- The Tigers have played 14 games against ranked opponents this season and are scheduled to play six more games against opponents ranked in any of the six major polls, starting with the three-game series against Florida.

CLOSE, BUT NO CIGAR

- Ten of Auburn's first 15 SEC games have been decided by one run and two more have been decided by two runs.
- The Tigers are 2-8 in one-run games and 2-10 in games decided by two runs or less in league play.

DOUBLE PLAY DUO

- Led by shortstop Ryan Bliss and second baseman Brody Moore up the middle, Auburn leads the country with 40 double plays turned this season.
- The Tigers have turned a double play in 11 of the last 13 games with multiple double plays in seven contests, including a program-record-matching four double plays at Arkansas.

ANCHORING THE INFIELD

- Auburn infielders Tyler Miller (1B), Brody Moore (2B), Rankin Woley (3B) and Ryan Bliss (SS) have anchored the Auburn infield in 28 of the last 29 games.
- The quartet has not only led Auburn to a .976 fielding percentage, but also registers as the team's top four hitters, combining for a .330 average (173-for-525) this season.
- Miller, Moore, Woley and Bliss have accounted for nearly half of the team's hits (161) to go along with 94 runs, 25 doubles, 23 home runs and 101 RBI.

BULL'S BACK IN THE 'PEN

- Cody Greenhill returned to the Auburn bullpen earlier this week and picked up his first save of the season vs. Samford.
- He is tied with former big leaguers Gregg Olson and Colter Bean for fourth on Auburn's all-time list with 20 career saves and would tie Austin Hubbard for third all-time with two more saves.

THE SWITCH UP

- Last weekend's rotation of Greenhill, Owen and Gonzalez marked the first time this season Auburn has used the same rotation three straight weekends.
- The Tigers have used 30 different starting lineups through 34 games.

DIGGING THE LONG BALL

- Auburn's 55 homers through 34 games rank third in the NCAA and second in the SEC.
- The pace is one shy of the 2010 team that set the single season program record with 131 home runs was on thru 34 games.
- Kason Howell became the 11th player to homer in a game with his first career long ball at Lipscomb on Mar. 16. The Tigers haven't had 11 players homer in a season since 2010.
- Brody Moore became the 10th Auburn player to hit multiple home runs with a solo homer in the series opener at Arkansas on Apr. 1.
- The Tigers have homered in 26 games this season with two or more homers in 18 contests.

ONE-TWO PUNCH

- Ryan Bliss and Tyler Miller, who are tied for the team lead with a .348 average, have hit first and second in the lineup in each of the last four games.
- Bliss is tied for the SEC lead with 17 multi-hit games this season, while Miller is tied for the league lead with 13 multi-RBI performances.
- Bliss and Miller are the only pair of teammates to rank in the top 10 in the league in batting average.

100 HIT CLUB

- Kason Howell became the fifth current Auburn player to record his 100th career hit at Alabama on Apr. 16.
- He joins Steven Williams (171), Ryan Bliss (146), Judd Ward (140) and Rankin Woley (139) on the 100 hits list.
- Auburn and Wake Forest are the only teams in the country with five current players with 100+ career hits.

HOWELL'S HEATING UP

- Kason Howell has multiple hits in four of the last five SEC games and is 9-for-18 with five runs, one double, three home runs and four RBI during the stretch.
- He turned in his first career multi-HR game in the series opener at Alabama, hitting an inside the park HR in the 4th and go-ahead HR in the 8th.

- Howell didn't hit a home run in his first 314 career at-bats but has five home runs in his last 62 at-bats.

IS T-MILL FOR REAL?

- Tyler Miller has hit 11 home runs and has driven in 45 runs through the team's first 34 games, marking the most home runs and RBI in the first 34 games of a season since Joseph Sanders (16 home runs, 48 RBI) in 2009.
- Miller is tied for the SEC lead and ranks sixth in the NCAA in RBI this season.
- He has multiple hits in 14 games and multiple RBI in 13 contests this season, including three straight. His 13 multi-RBI games are tied with TJ Collett (Kentucky) for the most in the SEC.

SWING IT, STEVEN

- Steven Williams homered in three straight games and went 7-for-16 from the plate with nine RBI last week.
- He became the first Auburn player to reach 30 career home runs since Kevin Patterson in 2011 and would enter the top 10 in program history with four more home runs.
- He ranks second among active SEC players in hits (171), home runs (31) and RBI (126).
- Williams is riding a seven-game hit streak and is 9-for-22 (.409) with six runs, a double, triple, four home runs and 10 RBI during the span.

BLISS-TERING BASEBALLS

- Shortstop Ryan Bliss has started and played in all but two games in his Auburn career.
- Bliss has multiple hits in 43 of 88 games since April 1, 2019 and is hitting .340 (122-for-359) during the span.
- He has hit safely in 87 of 116 career games with 48 multi-hit efforts.
- Dating back to the beginning of last season he has recorded a hit in 43 of 50 games with 26 multi-hit contests.

RANKIN IS ROLLIN'

- Rankin Woley has homered in back-to-back games, becoming Auburn's third player to homer in back-to-back games in the last two weeks (Ware, Williams).
- Woley snapped a career best 12-game hitting streak in the series opener against Kentucky, marking the longest by an Auburn player since Jonah Todd (16) and Dylan Ingram (13) in 2017.
- The graduate third baseman is hitting .351 (68-for-194) with 38 runs, 18 doubles, seven home runs and 39 RBI in 50 games since the start of last season.

LIKE FATHER, LIKE SON

- Junior infielder Brody Moore is the son of former Auburn and All-SEC shortstop Brandon Moore (1991-94).
- Brody played a key role in Auburn's record setting 33-0 win vs. Alabama A&M earlier this season, going 4-for-6 with two doubles and 7 RBI in the game.
- Brandon also played a key role in the Tigers'

- previous record setting 32-9 win vs. Troy on Mar. 2, 1994, going 2-for-3 with a double, homer and 3 RBI in the game.

- Both Brandon and Brody played shortstop and hit fifth in the record setting games.
- Brandon hit .332 in four years and 242 games in an Auburn uniform. Brody is a .316 career hitter in parts of three seasons and 63 games.

PROVEN VETERANS

- Cody Greenhill and Jack Owen entered the season as two of eight SEC pitchers with a career sub-4.00 ERA and 100+ IP.
- Greenhill entered 2021 with a 2.63 ERA in 133.2 IP while Owen had turned in a 3.76 clip in 124.1 IP.

GIVE IT TO 'EM, GLAV

- Peyton Glavine has allowed just on run in his last five appearances and 9.0 IP dating back to Mar. 26 vs. Kentucky.
- The lefty has held opponents to a .133 average and has issued one walk with nine strikeouts during the span.
- He has turned in a 2.66 ERA in 10 relief appearances this season.

BATTERY OF ONE

- Nate LaRue made his collegiate pitching debut vs. Jacksonville State Wednesday and struck out the first batter he faced.
- LaRue has also started in seven games behind the plate and becomes Auburn's first player to start at catcher and pitch in a season since Josh Donaldson in 2005.

ALL-SEC

- Ryan Bliss and Rankin Woley held down the left side of the infield on the Preseason All-SEC Team selected by the leagues head coaches earlier this month.
- The tandem are the first shortstop and third baseman teammates to both be named First Team Preseason All-SEC since Dalton Guthrie and Jonathan India of Florida in 2017.

HISTORIC RUN

- Auburn's appearance in the 2019 College World Series was the team's fifth all-time and the first since 1997.
- The Tigers have been to three straight regionals for the first time since 2001-03 and two straight super regionals for the first time in program history.
- The team won 118 games in the last three full seasons, marking the most wins in a three-year span since winning 124 games from 1999-2001.

MR. 200

- Including a season at Jefferson State Community College, head coach Butch Thompson recorded his 200th career win in a 16-1 victory against Boston College on Mar. 6.

THE LAST TIME...

BATTING SUPERLATIVES

5 hits in a game Anfernee Grier at Kennesaw St. [5-for-6] (4/12/16)
 6 hits in a game Tyler Johnstone vs. Elon [6-for-7, 2B, 3B] (2/25/05)

Reached base 6 times Bryson Ware vs. Alabama A&M [3-5, 3B] (2/24/21)

4 runs in a game Judd Ward vs. Presbyterian (2/19/21)
5 runs in a game Rankin Woley vs. #18 Boston College (3/6/21)
6 runs in a game Bryson Ware vs. Alabama A&M (2/24/21)

10-game hitting streak Rankin Woley, 12 games (2/28-pres)
 15-game hitting streak Jonah Todd, 16 games, (4/8-5/7/17)
 20-game hitting streak A. Grier, 22 games, (5/31/15-3/22/16)
 25-game hitting streak Justin Fradejas, 27 games (3/23-5/7/10)
 30-game hitting streak Casey Dunn, 31 games (2/22 [G1]-4/15/97)

3 doubles in a game Jordan Ebert vs. Southern (2/26/16)
 4 doubles in a game Ken Dempsey vs. Georgia (1971)

2 triples in a game Jay Gonzalez vs. Alabama State (2/28/12)
 3 triples in a game never

2 home runs in one game Kason Howell at Alabama (4/15/21)
 3 home runs in one game Tony Caldwell at Kentucky (4/9/11)

7 RBI in a game Brody Moore vs. Alabama A&M (2/24/21)
 8 RBI in a game Justin Bryant at Georgia (3/19/10)
 9 RBI in a game Hunter Morris at Georgia (3/21/10)
 10 RBI in a game Bob Berry vs. Huntington (4/15/82)

Grand slam home run Cam Hill vs. #18 Boston College (3/6/21)
Inside-the-park home run Kason Howell at Alabama (4/15/21)
HR to begin game Ryan Bliss at #1 Arkansas (4/2/21)
 Two HR in one inning Dan Glevenyak at Jacksonville State (8th) (5/7/13)
HR in consecutive at-bats Tyler Miller at Lipscomb (3/16/21)
 HR in three consecutive at-bats Edouard Julien vs. Alabama A&M/at UCF (2/20-22/19)
HR in consecutive games Rankin Woley vs. Samford / JSU (4/20-21/21)
HR in three consecutive games Steven Williams at #20 GT / Alabama (4/13-16/21)
 HR in three consecutive SEC games Trent Mummy (4/17-23/10)
 HR in four consecutive games Joseph Sanders (5/10-15/08)
 HR in four consecutive SEC games Mike Bianucci (5/2-9/08)
 HR in five consecutive games Tim Lemons (4/6-10/85)
 Walk-off HR Steven Williams at #7 Georgia Tech (6/1/19)
Pinch-hit HR Cam Hill vs. Kentucky (3/26/21)
 Pinch-hit grand slam Edouard Julien vs. BYU (G1 - 3/3/18)
 HR in first at-bat of season Steven Williams vs. Longwood (2/17/18)
 HR in both games of DH Dylan Ingram at #7 Mississippi St. (4/29/17)

Hit for the cycle Judd Ward [3B, 1B, HR, 2B] vs. Illinois-Chicago (G1 - 2/15/20)

Hit from both sides of plate in same inning Damon Haecker [5th inn.] vs. Jacksonville St. (3/15/17)

Two hits in same inning Bliss [1B, 1B] & Woley [2B, 1B] at #4 Ole Miss [8th] (3/21/21)

Stole home Justin Hargett vs. Davidson (Gm 2) [4th] (G1 - 3/3/10)
Stole two bases in a game Josh Hall vs. Alabama A&M (2/23/21)
 Stole three bases in a game Anfernee Grier vs. Southern (2/26/16)

Hit by a pitch 2 times in a game Rankin Woley vs. #18 Boston College (3/6/21)
 Hit by a pitch 3+ times in a game Dan Glevenyak at Alabama (4) (4/11/14)

Scored 20 or more runs 20 vs. Wright State (2/29/20)
 Scored 25 or more runs 25 vs. Longwood (2/17/18)
Scored 30 or more runs 33 vs. Alabama A&M (2/24/21)

Scored 5 runs in an Inning 5, vs. Little Rock (5th) (3/12/21)
 Scored 6 runs in an Inning 6, vs. Oakland (8th) (2/19/20)
 Scored 7 runs in an Inning 7, vs. Chicago State (3rd) (3/8/20)
 Scored 8 runs in an Inning 8, at UAB (5th) (3/19/19)
Scored 9 runs in an Inning 9, at #4 Ole Miss (8th) (3/21/21)
Scored 10+ runs in an Inning 14, vs. Alabama A&M (4th) (2/24/21)
 Recorded 10+ hits in an Inning 11, vs. Furman (5th) (2/12/00)
 Scored in every inning vs. Coppin State (3/18/14)

Recorded 15-19 hits 15, at #4 Ole Miss (3/21/21)
Recorded 20 or more hits 27, vs. Alabama A&M (2/24/21)

Hit 3 or more home runs in an inning 3, vs. Northeastern (6th) (G1 - 3/10/18)
Hit 3 or more home runs in a game 3, vs. Samford (4/20/21)
 Hit 5 or more home runs in a game 6, vs. Northeastern (G1 - 3/10/18)
 Hit 7 or more home runs in a game 7, vs. Mississippi State (5/8/10)
Hit back-to-back home runs R. Woley & S. Williams vs. Samford (3rd) (4/20/21)
 Hit back-to-back-to-back home runs B. Fletcher, H. Morris & K. Patterson vs. Mississippi State (5th) (5/8/10)

Had 5 doubles 5, vs. Oakland (2/19/20)
Had 6 doubles 6, vs. Jacksonville State (4/21/21)
 Had 7 doubles 7, vs. Chicago State (3/8/20)
 Had 8 doubles 8, vs. BYU (G1 - 3/3/18)
Had 9+ doubles 11, vs. Alabama A&M (2/24/21)

Stole 5 bases in a game 5, vs. Bethune-Cookman (5/6/14)
 Stole 6 bases in a game 6, vs. #21 Tennessee (3/17/19)
 Stole 7 bases in a game 7, vs. Presbyterian (5/8/12)
 Stole 8 bases in a game 8, vs. Alcorn State (2/22/12)

Walked 10+ times 11, vs. Alabama A&M (2/24/21)
 Did not strike out in a game vs. Belmont (3/11/12)

PITCHING SUPERLATIVES

INDIVIDUAL
 Nine-inning no-hitter Casey Mize vs. Northeastern (3/9/18)
 Nine-inning no-hitter (combined) Mike Mueller [2.0], Lee Carter [1.0], Brandon Channell [1.0], Reid Price [1.0], Andrew Skinner [1.0], Arnold Hughey [1.0], Ken Clayton [1.0], Cory Duettt [0.2], Sean Jones [0.1] vs. UAB (3/19/02)

Seven-inning no-hitter Jason Johnson vs. LaGrange College (4/30/91)

Nine-inning perfect game Eric Brandon vs. Murray State (3/2/02)
 Seven-inning perfect game Jason Johnson vs. LaGrange College (4/30/91)

Nine-inning one-hitter (individual) Keegan Thompson vs. Presbyterian (3/1/14)
 Nine-inning one-hitter (combined) Tanner Burns [7.0], Cody Greenhill [2.0] vs. Chicago State (3/6/20)

Five-inning one-hitter Kevin Davis [3.2], Jacob Milliman [1.1], vs. Radford (2/22/15)

Nine-inning two-hitter Tanner Burns [9.0] vs. Cincinnati (3/1/19)

Complete game Jack Owen vs. UTSA (3/9/19)
 Complete game shutout Jack Owen vs. UTSA (3/9/19)
 Consecutive complete games K. Thompson vs. Arkansas & LSU (4/4 & 4/11/15)

Struck out 10 batters 10 by Tanner Burns vs. Chicago State (3/6/20)
 Struck out 11 batters 11 by Bailey Horn vs. Chicago State (3/8/20)
 Struck out 12 batters 12 by Casey Mize at Kentucky (3/23/18)
 Struck out 13 batters 13 by Casey Mize vs. Texas A&M (3/16/18)
 Struck out 15 batters 15 by Tanner Burns vs. Cincinnati (3/1/19)

TEAM
Struck out 15+ batters Joseph Gonzalez [7], Hayden Mullins [8] at UAB (3/9/21)
 Struck out 20+ batters Brooks Fuller [4], Ryan Watson [4], Elliott Anderson [3], Cody Greenhill [4], Carson Skipper [3], Garrett Wade [2] vs. #9 Arkansas (4/5/19)
 Struck out 15 batters consecutive games vs. Ga State, at Missouri (4/5-7/16)

Shut out an opponent 6-0 vs. Little Rock (3/13/21)
Consecutive shutouts 7-0 vs. Little Rock / 6-0 vs. Little Rock (3/12-13/21)
 Three straight shutouts 2-0 vs. UT Martin / 6-0 vs. UTSA / 5-0 vs. UTSA (3/6-9/19)
 Shut out an SEC opponent 7-0 at #12 Texas A&M (4/13/19)
 Shut out an SEC opponent on the road 7-0 at #12 Texas A&M (4/13/19)
 Consecutive SEC shutouts 5-0 and 4-0 at Miss. State (3/27-28/15)
 Consecutive SEC shutouts on the road 5-0 and 4-0 at Miss. State (3/27-28/15)

Was shut out 1-0 at #4 Ole Miss (3/21/21)
 Was held to one hit vs. #24 Missouri (4/1/18)
 Was no hit vs. #13 Arkansas (5/25/17)

FIELDING SUPERLATIVES
2 errors in a game Brody Moore vs. Jacksonville State (4/21/21)
 3 errors in a game Luke Jarvis vs. Presbyterian (3/11/17)
 4 errors in a game Brett Burnham at Alabama (4/5/00)

3 double plays turned in a game vs. Baylor (2/27/21)
4 double plays turned in a game at #1 Arkansas (4/3/21)
 5 double plays turned in a game never

Triple play (Auburn) vs. Memphis (5/22/78)
 Triple play (Opponent) at Florida [4th] (3/15/08)

Threw a runner out at HP to end game Will Holland vs. Presbyterian (3/12/17)

MISC. SUPERLATIVES
 Won 10 or more consecutive games 15 (2/24-3/22/19)
 Won 15 or more consecutive games 15 (2/24-3/22/19)
 Won 8 or more consecutive SEC games 9 (4/1-21/95)
Lost 5 or more consecutive games 5 (4/2-11/21)

Home winning streak 21 (1964-66)
 Road winning streak 14 (1967/1995)
 Season-opening winning streak 17 (2/7-3/5/97)

Extra-innings victory 2-1, vs. Presbyterian [10 inn] (2/21/21)
Extra-innings loss 7-8, at Alabama [10 inn] (4/15/21)

Swept a 3-game series vs. Presbyterian (2/19-21/21)
 Swept a road series at Alabama (4/20-21/18)
 Swept a road SEC series at Alabama (4/20-21/18)
 Swept a SEC series vs. #21 Tennessee (3/15-17/19)
 Swept a 4-game series Illinois-Chicago (2/14-16/20)
 Swept a doubleheader Illinois-Chicago (2/15/20)

Allowed 3 runs or fewer in a series 2, vs. Chicago State (3/6-8/20)
 Allowed 3 runs or fewer in a SEC series 3 vs. Miss. State (3/27-29/15)
 Allowed 4 runs or fewer in a series 3 vs. UTSA (3/8-9/19)
 Allowed 4 runs or fewer in a SEC series 4 vs. Georgia (4/23-25/15)
 Allowed 3 runs or fewer in a road series 3 vs. Miss. State (3/27-29/15)
 Allowed 3 runs or fewer in a SEC road series 3 vs. Miss. State (3/27-29/15)

Overcome a deficit of 7+ runs 7 runs, [7-0, 12-8] vs. Florida A&M (2/22/17)

Won a 1-0 game vs. Mercer (5/30/15) [NCAA Regional]
 Lost a 1-0 game vs. Ohio State (2/15/14)

Walk-off win vs. Jacksonville State [10 inn.] (4/21/21)
Walk-off loss at Alabama [9 inn.] (4/17/21)



8 • BRYSON WARE IF/OF

6-2 • 195 • SO • Madison, Miss. • Pearl River

- Has 4 HR and 9 RBI in the last nine games
His three hits and four RBI in the season opener were the most by an Auburn newcomer in a season opener since 2010 and 2007, respectively

CAREER STATISTICS

Table with 11 columns: YEAR, AVG, GP-GS, AB, R, H, 2B, 3B, HR, RBI, SB-A. Row 1: 2021 .272 30-27 103 30 28 4 1 6 24 3-4

SEASON HIGHS

At Bats: 5, four times
Runs: 6, vs. AAMU (2/24)
Hits: 3, two times
Doubles: 1, four times
HR: 1, six times
RBI: 4, two times

41 • STEVEN WILLIAMS OF

6-3 • 216 • SR • Albany, Ga. • Deerfield-Windsor

- Became the first Auburn player with 30+ career HR since Kevin Patterson in 2011
Is 9-for-22 (.409), with 6 R, 12B, 13B, 4 HR and 10 RBI in the last six games
Ranks 2nd among active SEC players in career hits (171), home runs (31) and RBI (126)

CAREER STATISTICS

Table with 11 columns: YEAR, AVG, GP-GS, AB, R, H, 2B, 3B, HR, RBI, SB-A. Row 1: 2018 .291 65-65 244 54 71 10 1 12 51 1-1

CAREER HIGHS

At Bats: 6, two times
Runs: 4, three times
Hits: 4, four times
Doubles: 2, two times
HR: 1, 31 times
RBI: 7, vs. Longwood (2/17/18)

SEASON HIGHS

5, four times
3, vs. BC (3/6)
2, eight times
2, vs. AAMU (2/24)
1, eight times
4, two times

4 • RANKIN WOLEY IF

6-0 • 210 • GR • Atlanta, Ga. • Chattahoochee Valley

- Has homered in back-to-back games
Ranks 2nd on the team with a .328 average in SEC play
Went on a 12-game hit streak from 2/28-3/21, marking the longest by an Auburn player since Jonah Todd (16) and Dylan Ingram (13) in 2017

CAREER STATISTICS

Table with 11 columns: YEAR, AVG, GP-GS, AB, R, H, 2B, 3B, HR, RBI, SB-A. Row 1: 2019 .277 64-64 256 36 71 17 1 3 45 2-2

CAREER HIGHS

At Bats: 7, vs. Arkansas (4/5/19)
Runs: 5, vs. BC (3/6/21)
Hits: 4, vs. UIC (2/15/20 - G1)
Doubles: 2, four times
HR: 1, 10 times
RBI: 4, three times

SEASON HIGHS

5, eight times
5, vs. BC (3/6)
3, two times
1, nine times
1, five times
4, vs. PC (2/19)

PITCHER PROFILES

18 • MASON BARNETT RHP

6-1 • 205 • SO • Cartersville, Ga. • Cartersville

- Pitched a scoreless 1st Wednesday vs. JSU
Rated by Perfect Games as the No. 32 overall player and No. 20 college prospect for the 2022 MLB Draft

CAREER STATISTICS

Table with 11 columns: YEAR, ERA, W-L, G/S, IP, H, R, ER, BB, K, BAA. Row 1: 2020 3.52 0-0 6/0 7.2 5 4 3 3 16 .192

CAREER HIGHS

Innings: 7.0, vs. Little Rock (3/13/21)
Hits: 6, vs. Kentucky (3/27/21)
Runs: 6, at Ole Miss (3/20/21)
Earned Runs: 5, vs. Kentucky (3/27/21)
Strikeouts: 9, vs. Little Rock (3/13/21)
Walks: 5, at Arkansas (4/3/21)
Pitches: 91, vs. Little Rock (3/13/21)

SEASON HIGHS

7.0, vs. Little Rock (3/13)
6, vs. Kentucky (3/27)
6, at Ole Miss (3/20)
5, vs. Kentucky (3/27)
9, vs. Little Rock (3/13)
5, at Arkansas (4/3)
91, vs. Little Rock (3/13)

21 • TRACE BRIGHT RHP

6-4 • 185 • SO • Montgomery, Ala. • Trinity

- Earned his third win of the season at GT (4/13)
Named the SEC Pitcher of the Week on Mar. 1 after throwing 6.0 scoreless innings vs. Texas A&M (2/28)
Rated by Perfect Game as the No. 123 overall prospect and No. 84 college prospect for the 2022 MLB Draft

CAREER STATISTICS

Table with 11 columns: YEAR, ERA, W-L, G/S, IP, H, R, ER, BB, K, BAA. Row 1: 2020 8.38 1-1 3/3 9.2 10 9 9 7 12 .278

CAREER HIGHS

Innings: 6.0, vs. TAMU (2/28/21)
Hits: 5, three times
Runs: 7, at Ole Miss (3/21/21)
Earned Runs: 7, at Ole Miss (3/21/21)
Strikeouts: 7, vs. AAMU (2/23/21)
Walks: 3, three times
Pitches: 85, vs. TAMU (2/28/21)

SEASON HIGHS

6.0, vs. TAMU (2/28)
5, two times
7, at Ole Miss (3/20)
7, at Ole Miss (3/20)
7, vs. AAMU (2/23)
3, at Ole Miss (3/20)
85, vs. TAMU (2/28)

40 • B. BURKHALTER RHP

6-0 • 185 • SO • Dothan, Ala. • Northview

CAREER STATISTICS

Table with 11 columns: YEAR, ERA, W-L, G/S, IP, H, R, ER, BB, K, BAA. Row 1: 2020 2.08 0-0 4/0 4.1 6 1 1 3 3 .462

CAREER HIGHS

Innings: 2.1, vs. BC (3/7/21)
Hits: 3, vs. UCF (2/23)
Runs: 2, at Lipscomb (3/16/21)
Earned Runs: 1, four times
Strikeouts: 4, vs. Little Rock (3/13/21)
Walks: 2, three times
Pitches: 35, vs. BC (3/7/21)

SEASON HIGHS

2.1, vs. BC (3/7)
2, three times
2, at Lipscomb (3/16)
1, three times
4, vs. Little Rock (3/13)
2, three times
35, vs. BC (3/7)

43 • RICHARD FITTS RHP

6-3 • 215 • JR • Helena, Ala. • Helena

- Struck out a season high 7 in 4.1 IP at Alabama (4/15)
Set to make his first start since Mar. 5 Saturday
Preseason Second Team All-America (D1) and Preseason Third Team All-America (BA)
Rated the No. 8 college prospect by PG and No. 9 college prospect by D1

CAREER STATISTICS

Table with 11 columns: YEAR, ERA, W-L, G/S, IP, H, R, ER, BB, K, BAA. Row 1: 2019 5.31 5-3 21/5 62.2 78 37 37 17 47 .305

CAREER HIGHS

Innings: 6.1, vs. UNA (5/14/19)
Hits: 9, vs. Baylor (2/27/21)
Runs: 7, vs. Baylor (2/27/21)
Earned Runs: 6, two times
Strikeouts: 8, vs. UNA (5/14/19)
Walks: 3, three times
Pitches: 93, at North Carolina (6/10/19)

SEASON HIGHS

5.0, two times
9, vs. Baylor (2/27)
7, vs. Baylor (2/27)
6, vs. Baylor (2/27)
7, at Alabama (4/15)
2, two times
90, vs. BC (3/5)

18 • BROOKS FULLER LHP

6-2 • 215 • JR • Auburn, Ala. • Auburn

CAREER STATISTICS

Table with 11 columns: YEAR, ERA, W-L, G/S, IP, H, R, ER, BB, K, BAA. Row 1: 2019 4.50 2-2 20/8 44.0 39 30 22 35 36 .239

CAREER HIGHS

Innings: 6.0, at Texas A&M (4/13/19)
Hits: 5, three times
Runs: 5, vs. Baylor (2/27/21)
Earned Runs: 5, vs. Baylor (2/27/21)
Strikeouts: 6, vs. Ole Miss (4/20/19)
Walks: 4, at South Carolina (3/30/19)
Pitches: 93, at Texas A&M (4/13/19)

SEASON HIGHS

2.1, three times
5, vs. Baylor (2/27)
5, vs. Baylor (2/27)
5, vs. Baylor (2/27)
3, three times
3, two times
58, vs. Baylor (2/27)

23 • PEYTON GLAVINE LHP

5-11 • 180 • R-JR • Alpharetta, Ga. • Blessed Trinity

- Is 1-0 with a 1.00 ERA and nine strikeouts in his last five games and 9.0 IP
Hasn't allowed a run in seven of his 10 relief efforts this season
Ranks 5th on the team with a 2.45 relief ERA

CAREER STATISTICS

Table with 11 columns: YEAR, ERA, W-L, G/S, IP, H, R, ER, BB, K, BAA. Row 1: 2018 27.00 0-0 5/0 3.0 10 9 9 2 5 .526

CAREER HIGHS

Innings: 3.0, three times
Hits: 5, vs. Northeastern (3/10/18)
Runs: 6, vs. Northeastern (3/10/18)
Earned Runs: 6, vs. Northeastern (3/10/18)
Strikeouts: 5, vs. Little Rock (3/12/21)
Walks: 2, three times
Pitches: 38, two times

SEASON HIGHS

3.0, three times
4, at Ole Miss (3/21)
4, at Lipscomb (3/16)
4, at Lipscomb (3/16)
5, vs. Little Rock (3/12)
2, at Lipscomb (3/16)
38, two times

45 • JOSEPH GONZALEZ RHP

6-4 • 215 • FR • Humacao, PR • Leadership CA

- Pitched 3.1 scoreless innings vs. JSU Wednesday
Retired the first 15 batters he faced and struck out seven in his first career start at UAB (3/9)

CAREER STATISTICS

Table with 11 columns: YEAR, ERA, W-L, G/S, IP, H, R, ER, BB, K, BAA. Row 1: 2021 8.06 0-3 12/5 25.2 35 23 23 8 19 .318

SEASON HIGHS

Innings: 5.0, two times
Hits: 8, vs. Kentucky (3/27)
Runs: 9, vs. MSU (4/11)
Earned Runs: 9, vs. MSU (4/11)
Strikeouts: 7, at UAB (3/9)
Walks: 5, at Arkansas (4/2)
Pitches: 86, at Arkansas (4/2)

20 • CODY GREENHILL RHP

6-4 • 216 • SR • Russellville, Ala. • Russellville

- Made his first relief appearance of the season and earned the save vs. Samford (4/20)
Ranks T-4th in program history with 20 career saves
Ranks 7th in the SEC with a 2.45 ERA
Was one of three SEC pitchers entering 2021 with a sub-3.00 career ERA and 100+ IP

CAREER STATISTICS

Table with 11 columns: YEAR, ERA, W-L, G/S, IP, H, R, ER, BB, K, BAA. Row 1: 2018 2.30 6-3 21/0 58.2 53 17 15 19 55 .242

CAREER HIGHS

Innings: 7.0, two times
Hits: 7, two times
Runs: 5, two times
Earned Runs: 5, at MSU (3/24/19)
Strikeouts: 6, two times
Walks: 3, four times
Pitches: 94, at Ole Miss (3/19/21)

SEASON HIGHS

7.0, two times
7, vs. MSU (4/9)
5, at Alabama (4/15)
4, at Alabama (4/15)
6, vs. PC (2/19)
3, vs. OU (2/26)
94, at Ole Miss (3/19)

16 • CAM HILL LHP

6-3 • 210 • FR • Madison, Ala. • Bob Jones

- Pitched a 1-2-3 9th inning vs. Kentucky (3/27) and earned his second win in a scoreless 10th vs. JSU (4/21)
- Rated by PG as the No. 36 college prospect for the 2023 MLB Draft

CAREER STATISTICS

YEAR	ERA	W-L	G/S	IP	H	R	ER	BB	K	BAA
2021	21.94	2-0	8/0	5.1	11	14	13	8	6	.440

SEASON HIGHS

Innings: 1.0, four times
Hits: 4, vs. BC (3/7)
Runs: 5, vs. BC (3/7)
Earned Runs: 5, vs. BC (3/7)
Strikeouts: 2, two times
Walks: 3, at Ole Miss (3/21)
Pitches: 30, vs. BC (3/7)

33 • WILL MORRISON RHP

6-2 • 190 • R-SO • Cullman, Ala. • Cullman

- Allowed his first run of the season vs. Samford (4/20)
- Made his first appearance since 2019 in the series finale at Ole Miss (3/21)

CAREER STATISTICS

YEAR	ERA	W-L	G/S	IP	H	R	ER	BB	K	BAA
2019	4.56	0-0	24/0	25.2	24	13	13	11	15	.264
2021	1.29	0-0	7/0	7.0	5	1	1	4	5	.217
TOTAL	3.86	0-0	31/0	32.2	29	14	14	15	20	.254

CAREER HIGHS

Innings: 3.0, two times
Hits: 4, two times
Runs: 3, at GT (4/16/19)
Earned Runs: 3, at GT (4/16/19)
Strikeouts: 5, vs. AAMU (2/19/19)
Walks: 2, two times
Pitches: 50, vs. Arkansas (4/6/19)

SEASON HIGHS

2.0, vs. Samford (4/20)
 4, vs. Samford (4/20)
 1, vs. Samford (4/20)
 1, vs. Samford (4/20)
 1, five times
 2, vs. MSU (4/11)
 33, vs. Samford (4/20)

26 • HAYDEN MULLINS LHP

6-0 • 185 • SO • Gallatin, Tenn. • Hendersonville

- Rated by Perfect Game as the No. 125 overall prospect and No. 86 college prospect for the 2022 MLB Draft

CAREER STATISTICS

YEAR	ERA	W-L	G/S	IP	H	R	ER	BB	K	BAA
2020	3.68	1-0	5/0	7.1	4	3	3	6	10	.174
2021	2.38	2-0	7/0	11.1	10	4	3	4	19	.222
TOTAL	2.89	3-0	12/0	18.2	14	7	6	10	29	.206

CAREER HIGHS

Innings: 4.0, at UAB (3/9/21)
Hits: 3, vs. Little Rock (3/14/21)
Runs: 3, vs. UCF (2/23)
Earned Runs: 3, vs. UCF (2/23)
Strikeouts: 8, at UAB (3/9/21)
Walks: 3, vs. Wofford (3/11)
Pitches: 56, at UAB (3/9/21)

SEASON HIGHS

4.0, at UAB (3/9)
 3, vs. Little Rock (3/14)
 2, vs. MSU (4/11)
 2, vs. MSU (4/11)
 8, at UAB (3/9)
 1, four times
 56, at UAB (3/9)

44 • JACK OWEN LHP

6-2 • 204 • SR • Aliso Viejo, Calif. • JSerra Catholic

- Notched season highs in IP (7.0) and K (8) en route to his first win at Alabama (4/16)
- Was one of eight SEC pitchers entering 2021 with a sub-.400 career ERA and 100+ IP

CAREER STATISTICS

YEAR	ERA	W-L	G/S	IP	H	R	ER	BB	K	BAA
2018	5.97	2-2	14/7	34.2	43	24	23	16	35	.312
2019	2.75	4-2	14/10	68.2	64	22	21	14	59	.247
2020	3.43	3-1	4/4	21.0	17	10	8	5	25	.215
2021	7.36	1-2	5/3	18.1	26	15	15	5	15	.338
TOTAL	4.23	10-7	37/24	142.2	150	71	67	40	134	.271

CAREER HIGHS

Innings: 9.0, vs. UTSA (3/9/19)
Hits: 9, three times
Runs: 6, three times
Earned Runs: 6, three times
Strikeouts: 10, vs. Cincinnati (3/2/19)
Walks: 3, four times
Pitches: 102, vs. LSU (5/23/19)

SEASON HIGHS

7.0, at Alabama (4/16)
 9, vs. MSU (4/10)
 6, vs. MSU (4/10)
 6, vs. MSU (4/10)
 8, at Alabama (4/16)
 2, at Ole Miss (3/21)
 98, at Alabama (4/16)

29 • CARSON SKIPPER LHP

6-3 • 210 • JR • Trussville, Ala. • Hewitt-Trussville

- Named to the NCBWA Stopper of the Year watch list

CAREER STATISTICS

YEAR	ERA	W-L	G/S	IP	H	R	ER	BB	K	BAA
2019	7.46	3-3	17/8	35.0	45	33	29	23	38	.306
2020	1.00	0-0	7/0	9.0	5	1	1	3	12	.167
2021	4.72	0-2	11/0	13.1	15	7	7	3	16	.273
TOTAL	5.81	3-5	35/8	57.1	65	41	37	29	66	.280

CAREER HIGHS

Innings: 4.2, vs. UTSA (3/9/19)
Hits: 5, four times
Runs: 5, two times
Earned Runs: 5, vs. Arkansas (4/5/19)
Strikeouts: 8, vs. Alabama A&M (2/19/19)
Walks: 4, at Georgia Tech (4/16/19)
Pitches: 78, vs. Arkansas (4/5/19)

SEASON HIGHS

2.0, three times
 4, at Alabama (4/17)
 3, at Alabama (4/17)
 3, at Alabama (4/17)
 3, two times
 1, three times
 43, at Arkansas (4/2)

36 • JACK SOKOL RHP

6-4 • 192 • FR • New Albany, Ohio • New Albany

- Earned the win in his Auburn debut and first career start vs. Alabama A&M (2/24)

CAREER STATISTICS

YEAR	ERA	W-L	G/S	IP	H	R	ER	BB	K	BAA
2021	0.00	1-0	2/1	4.2	1	0	0	4	6	.083

CAREER HIGHS

Innings: 4.0, vs. AAMU (2/24)
Hits: 1, vs. AAMU (2/24)
Runs: 0, two times
Earned Runs: 0, two times
Strikeouts: 6, vs. AAMU (2/24)
Walks: 3, vs. AAMU (2/24)
Pitches: 52, vs. AAMU (2/24)

32 • CARSON SWILLING RHP

6-1 • 185 • FR • Smiths Station, Ala. • Smiths

- Struck out the side in the 9th at GT last Tuesday (4/13)
- Earned his first career save in 2.0 IP at Alabama (4/16)
- Turned in his third straight outing without allowing an earned run vs. Samford Tuesday

CAREER STATISTICS

YEAR	ERA	W-L	G/S	IP	H	R	ER	BB	K	BAA
2021	2.89	1-1	12/0	18.2	11	7	6	8	19	.164

CAREER HIGHS

Innings: 3.2, at Lipscomb (3/16)
Hits: 3, at Lipscomb (3/16)
Runs: 3, vs. MSU (4/11)
Earned Runs: 3, vs. MSU (4/11)
Strikeouts: 3, three times
Walks: 3, vs. MSU (4/11)
Pitches: 45, at Ole Miss (3/20)

27 • SEB THOMAS RHP

6-5 • 250 • SO • Brookhaven, Ga. • Marist

CAREER STATISTICS

YEAR	ERA	W-L	G/S	IP	H	R	ER	BB	K	BAA
2020	1.17	0-0	7/0	7.2	4	1	1	4	6	.160
2021	6.08	0-1	10/0	13.1	13	9	9	6	10	.277
TOTAL	4.29	0-1	17/0	21.0	17	10	10	10	16	.236

CAREER HIGHS

Innings: 2.2, vs. PC (2/21/21)
Hits: 4, vs. JSU (4/21/21)
Runs: 4, vs. JSU (4/21/21)
Earned Runs: 4, vs. JSU (4/21/21)
Strikeouts: 4, vs. BC (3/5/21)
Walks: 3, vs. Wofford (3/11)
Pitches: 49, vs. Wofford (3/11)

SEASON HIGHS

2.2, vs. PC (2/21)
 4, vs. JSU (4/21)
 4, vs. JSU (4/21)
 4, vs. JSU (4/21)
 4, vs. BC (3/5)
 1, six times
 39, vs. BC (3/5)

AUBURN IN THE NATIONAL AND SEC RANKINGS

(as of Apr. 22)

TEAM	TOTAL	NCAA	SEC
Double plays	40	1	1
Home runs	55	3	2
Slugging percentage	.490	14	3
Hits	349	19	4
Runs	262	25	7
10 TYLER MILLER	TOTAL	NCAA	SEC
RBI	45	6	1
RBI/game	1.36	15	1
Home runs	11	16	4

2021 AUBURN BASEBALL GAME NOTES

3/10 NORTHEASTERN (W, 14-8) - - 0.0 5 6 6 1 0 0 30.38 19
3/25 at #8 Kentucky (L, 13-3) - - 0.1 1 0 0 0 1 0 27.00 9

2019 - SOPHOMORE YEAR

Table with columns: Date, Opp (Res.), DEC QS, IP, H, R, ER, BBSO, HR, ERA, NP. Rows include games against Georgia Southern, Alabama A&M, UTSA, Tennessee, UAB, Mississippi State, Jacksonville State, Vanderbilt, and Vanderbilt again.

2021 - JUNIOR YEAR

Table with columns: Date, Opp (Res.), DEC QS, IP, H, R, ER, BBSO, HR, ERA, NP. Rows include games against Alabama A&M, Baylor, Boston College, Little Rock, Lipscomb, Ole Miss, Kentucky, Mississippi State, Georgia Tech, Alabama, and Samford.

JOSEPH GONZALEZ'S CAREER APPEARANCES

2021 - FRESHMAN YEAR

Table with columns: Date, Opp (Res.), DEC QS, IP, H, R, ER, BB, SO, HR, ERA, NP. Rows include games against Presbyterian, Alabama A&M, Oklahoma, UAB, Little Rock, Lipscomb, Ole Miss, Kentucky, Arkansas, Mississippi State, Alabama, and Jax State.

CODY GREENHILL'S CAREER APPEARANCES

2018 - FRESHMAN YEAR

Table with columns: Date, Opp (Res.), DEC QS, IP, H, R, ER, BBSO, HR, ERA, NP. Rows include games against Longwood, Georgia State, Bryant, South Alabama, BYU, UAB, Northeastern, Alabama A&M, Arkansas, Mississippi State, Alabama, Florida, Vanderbilt, Ole Miss, LSU, and Kentucky.

2019 - SOPHOMORE YEAR

Table with columns: Date, Opp (Res.), DEC QS, IP, H, R, ER, BBSO, HR, ERA, NP. Rows include games against Georgia Southern, UCF, Cincinnati, UT Martin, UTSA, Tennessee, Mississippi State, Florida, South Carolina, South Carolina, Arkansas, and Arkansas again.

Table with columns: Date, Opp (Res.), DEC QS, IP, H, R, ER, BBSO, HR, ERA, NP. Rows include games against Texas A&M, Ole Miss, Ole Miss, Vanderbilt, Alabama, Georgia, LSU, Tennessee, LSU, Georgia Tech, North Carolina, North Carolina, and Mississippi State.

2020 - JUNIOR YEAR

Table with columns: Date, Opp (Res.), DEC QS, IP, H, R, ER, BBSO, HR, ERA, NP. Rows include games against Illinois-Chicago, UCF, Wright State, and Chicago State.

2021 - SENIOR YEAR

Table with columns: Date, Opp (Res.), DEC QS, IP, H, R, ER, BB, SO, HR, ERA, NP. Rows include games against Presbyterian, Oklahoma, Little Rock, Ole Miss, Kentucky, Arkansas, Mississippi State, Alabama, and Samford.

CAM HILL'S CAREER APPEARANCES

2021 - FRESHMAN YEAR

Table with columns: Date, Opp (Res.), DEC QS, IP, H, R, ER, BB, SO, HR, ERA, NP. Rows include games against Presbyterian, Texas A&M, Boston College, Little Rock, Ole Miss, Kentucky, Georgia Tech, and Jax State.

NATE LARUE'S CAREER APPEARANCES

2021 - SOPHOMORE YEAR

Table with columns: Date, Opp (Res.), DEC QS, IP, H, R, ER, BB, SO, HR, ERA, NP. Row includes game against Jax State.

WILL MORRISON'S CAREER APPEARANCES

2019 - FRESHMAN YEAR

Table with columns: Date, Opp (Res.), DEC QS, IP, H, R, ER, BB, SO, HR, ERA, NP. Rows include games against Georgia Southern, Alabama A&M, UCF, UT Martin, UAB, Mississippi State, Alabama, Georgia Tech, Arkansas, Jacksonville State, Texas A&M, Georgia Tech, Jacksonville State, Vanderbilt, Vanderbilt, Alabama, Alabama, UAB, Georgia, North Alabama, LSU, Tennessee, and Vanderbilt.

2021 - REDSHIRT SOPHOMORE YEAR

Table with columns: Date, Opp (Res.), DEC QS, IP, H, R, ER, BB, SO, HR, ERA, NP. Rows include games against Ole Miss, Kentucky, Mississippi State, Mississippi State, and Georgia Tech.

SUPERLATIVES AND MISCELLANEOUS NOTES

STARTS BY POSITION

STARTING PITCHER

Cody Greenhill	8	3-5
Trace Bright	7	4-3
Mason Barnett	6	4-2
Jospeh Gonzalez	5	1-4
Richard Fitts	3	1-2
Jack Owen	3	1-2
Peyton Glavine	1	1-0
Jack Sokol	1	1-0

CATCHER

Steven Williams	17	9-8
Ryan Dyal	10	4-6
Nate LaRue	7	3-4

FIRST BASE

Tyler Miller	30	12-18
J.S. Shenker	2	2-0
Bryson Ware	2	2-0

SECOND BASE

Brody Moore	32	14-18
Garrett Farquhar	2	2-0

THIRD BASE

Rankin Woley	32	14-18
Tyler Miller	2	2-0

SHORTSTOP

Ryan Bliss	32	14-18
Cole Foster	1	1-0
Brody Moore	1	1-0

LEFT FIELD

Judd Ward	27	12-15
Steven Williams	3	2-1
Josh Hall	3	2-1
Brayton Brown	1	1-0

CENTER FIELD

Kason Howell	33	15-18
Josh Hall	1	1-0

RIGHT FIELD

Bryson Ware	18	9-9
Steven Williams	9	3-6
Josh Hall	6	4-2
Bobby Peirce	1	0-1

DESIGNATED HITTER

Cam Hill	16	6-10
Bryson Ware	7	4-3
Cole Foster	3	1-2
Brayton Brown	2	1-1
Steven Williams	2	2-0
Tyler Miller	1	1-0
Bobby Peirce	1	0-1
J.S. Shenker	1	0-1
Judd Ward	1	1-0

2021 AUBURN & OPPONENT HIGHS

TEAM BATTING

	AUBURN	OPPONENT
Runs in a game	33, vs. AAMU (2/24)	19, two times
Runs in an inning	14, vs. AAMU [4th] (2/24)	10, MSU [1st] (4/11)
Most Hits in a game	27, vs. AAMU (2/24)	17, MSU (4/11)
Fewest Hits in a game	4, at Arkansas (4/3)	3, four times
Hits in an inning	8, two times	7, MSU [1st] (4/11)
2B in a game	11, vs. AAMU (2/24)	4, Ole Miss (3/21)
3B in a game	2, vs. AAMU (2/24)	1, three times
HR in a game	4, two times	4, BC (3/5)
SB in a game	4, vs. Texas A&M (2/28)	4, Kentucky (3/26)
LOB in a game	12, vs. Baylor (2/27)	15, Oklahoma (2/26)
K in a game	16, at Arkansas (4/1)	15, UAB (3/9)
BB in a game	12, vs. AAMU (2/23)	12, Arkansas (4/3)

TEAM PITCHING

	AUBURN	OPPONENT
K in a game	15, at UAB (3/9)	16, Arkansas (4/1)
BB in a game	12, at Arkansas (4/3)	12, AAMU (2/23)
Pitchers used	8, vs. MSU (4/11)	7, three times
Total Quality Starts	5	8

TEAM FIELDING

	AUBURN	OPPONENT
Errors in a game	2, five times	3, five times
DP turned in a game	4, at Arkansas (4/3)	3, two times

IND. BATTING

	AUBURN	OPPONENT
Hits in a game	4, five times	4, two times
Runs in a game	6, Ware vs. AAMU (2/24)	4, James [MSU] (4/11)
2B in a game	2, three times	2, three times
3B in a game	1, six times	1, three times
HR in a game	2, three times	2, three times
RBI in a game	7, Moore vs. AAMU (2/24)	5, two times
XBH in a game	3, Howell at UA (4/15)	2, 12 times
SB in a game	2, Hall vs. AAMU (2/23)	2, three times
BB in a game	3, five times	3, five times
HBP in a game	2, Woley vs. BC (3/6)	4, Jordan [MSU] (4/11)
K in a game	4, Hall at Ole Miss (3/20)	4, two times
Hitting Streak	12, Woley (2/28-3/21)	3, 16 times
Consec. G w/HR	3, Williams (4/13-16)	Allen, James [MSU] (4/9-10)

IND. PITCHING

	AUBURN	OPPONENT
K by a starter	9, Barnett vs. LR (3/13)	13, Hoglund [OM] (3/19)
K by a reliever	8, Mullins at UAB (3/9)	8, Kopps [AR] (4/1)
BB by a starter	5, Gonzalez at AR (4/3)	5, Bohannon [UAB] (3/9)
BB by a reliever	5, Barnett at AR (4/3)	5, Stewart [AAMU] (2/23)
IP by a starter	7.0, four times	8.0, Hoglund [OM] (3/19)
IP by a reliever	4.0 Mullins at UAB (3/9)	6.0, Godman [OU] (2/26)

MISCELLANEOUS

	AUBURN
Biggest comeback win	3, at LIP (3/16)
Biggest blown lead loss	8, vs. BC (3/7)
Largest margin of victory	33, vs. AAMU (2/24)
Largest margin of defeat	9, vs. Mississippi State (4/11)
Longest game, Time	4:35, vs. Kentucky (3/26)
Longest game, Time (9 inn)	3:50, at Ole Miss (3/21)
Shortest game, Time (9 inn)	2:12, at Ole Miss (3/19)
Longest game, Innings	10, seven times
Largest crowd, Home	1,267, vs. Mississippi State (4/10)
Largest crowd, Road	10,304, at Ole Miss (3/20)
Largest crowd, Neutral	--

STARTS BY ORDER

LEADOFF

Ryan Bliss	18	5-13
Judd Ward	10	7-3
Josh Hall	2	2-0
Kason Howell	2	1-1
Steven Williams	2	1-1

2ND SPOT

Ryan Bliss	14	9-5
Judd Ward	9	0-9
Brody Moore	5	2-3
Tyler Miller	4	3-1
Josh Hall	2	2-0

3RD SPOT

Rankin Woley	14	3-11
Steven Williams	8	5-3
Bryson Ware	7	5-2
Tyler Miller	4	2-2
Brody Moore	1	1-0

CLEANUP

Rankin Woley	17	11-6
Tyler Miller	10	0-10
Steven Williams	7	5-2

5TH SPOT

Brody Moore	14	5-9
Tyler Miller	11	7-4
Judd Ward	3	2-1
Bryson Ware	2	1-1
Steven Williams	2	1-1
Kason Howell	1	0-1
Rankin Woley	1	0-1

6TH SPOT

Bryson Ware	11	6-5
Cam Hill	5	2-3
Kason Howell	5	2-3
Steven Williams	4	2-2
Tyler Miller	3	2-1
Judd Ward	3	2-1
Brayton Brown	1	0-1
Josh Hall	1	0-1
Brody Moore	1	0-1

7TH SPOT

Cam Hill	9	3-6
Kason Howell	9	6-3
Steven Williams	5	2-3
Bryson Ware	3	1-2
Bobby Peirce	2	0-2
Brayton Brown	1	0-1
Ryan Dyal	1	0-1
Tyler Miller	1	1-0
Brody Moore	1	1-0
J.S. Shenker	1	1-0
Judd Ward	1	1-0

8TH SPOT

Kason Howell	8	2-6
Brody Moore	6	4-2
Ryan Dyal	5	3-2
Nate LaRue	3	2-1
Bryson Ware	3	1-2
Steven Williams	3	0-3
Josh Hall	2	2-0
Cam Hill	2	1-1
J.S. Shenker	1	0-1
Judd Ward	1	1-0

9TH SPOT

Kason Howell	8	4-4
Brody Moore	5	2-3
Ryan Dyal	4	1-3
Cole Foster	4	2-2
Nate LaRue	4	1-3
Josh Hall	3	1-2
Garrett Farquhar	2	2-0
Brayton Brown	1	1-0
J.S. Shenker	1	1-0
Judd Ward	1	0-1
Bryson Ware	1	1-0

PITCHING NOTES

2021 BULLPEN BY NUMBERS

Total App.....	115
Saves/Opp.....	4/10
IR/IRS.....	64/26
BA Against.....	.266
ERA.....	5.46

SAVES/OPP

Mason Barnett.....	1/4
Blake Burkhalter.....	0/1
Richard Fitts.....	1/3
Cody Greenhill.....	1/1
Carson Swilling.....	1/1

INHERITED RUNNERS/SCORED

Mason Barnett.....	4/2
Trace Bright.....	2/0
Blake Burkhalter.....	7/2
Richard Fitts.....	2/1
Brooks Fuller.....	6/5
Peyton Glavine.....	1/1
Joseph Gonzalez.....	6/1
Cam Hill.....	1/1
Will Morrison.....	11/1
Hayden Mullins.....	4/3
Carson Skipper.....	3/2
Jack Sokol.....	2/0
Carson Swilling.....	8/4
Seb Thomas.....	7/3

1ST BATTER FACED/RETIRED

Mason Barnett.....	5/2
Trace Bright.....	6/4
Blake Burkhalter.....	11/8
Richard Fitts.....	5/2
Brooks Fuller.....	11/5
Peyton Glavine.....	10/6
Joseph Gonzalez.....	7/5
Cody Greenhill.....	1/1
Cam Hill.....	8/5
Nate LaRue.....	1/1
Will Morrison.....	7/6
Hayden Mullins.....	7/4
Jack Owen.....	2/1
Carson Skipper.....	11/8
Jack Sokol.....	1/0
Carson Swilling.....	12/7
Seb Thomas.....	10/7

RELIEF ERA

Cody Greenhill.....	0.00
Jack Sokol.....	0.00
Will Morrison.....	1.29
Blake Burkhalter.....	1.98
Hayden Mullins.....	2.38
Peyton Glavine.....	2.66
Joseph Gonzalez.....	2.79
Carson Swilling.....	2.89
Carson Skipper.....	4.72
Seb Thomas.....	6.08
Richard Fitts.....	6.23
Mason Barnett.....	7.36
Trace Bright.....	9.28
Brooks Fuller.....	9.64
Cam Hill.....	21.94
Jack Owen.....	23.14

2021 Auburn Baseball Team Game-by-Game for Auburn (as of Apr 22, 2021) Batting (All games)

Date	Opponent	ab	r	h	rbi	2b	3b	hr	tb	bb	ibb	sb	cs	hbp	sac	sf	gdp	k	po	a	e	lob	avg	
Feb 19	PRESBYTERIAN	39	14	14	14	1	1	2	23	6	0	1	1	1	0	0	0	6	27	4	1	8	.359	
Feb 20	PRESBYTERIAN	35	6	11	5	2	0	3	22	0	0	1	0	1	0	0	0	7	27	7	0	6	.338	
Feb 21	PRESBYTERIAN	32	2	8	2	2	0	0	10	6	0	1	1	1	1	0	0	6	30	14	2	11	.311	
Feb 23	ALABAMA A&M	32	18	14	16	2	1	3	27	12	0	2	0	1	0	2	0	7	21	8	2	11	.341	
Feb 24	ALABAMA A&M	48	33	27	33	11	2	1	45	11	1	3	0	4	0	4	0	5	27	10	0	10	.398	
Feb 26	vs OU	38	3	11	2	1	0	2	18	3	0	0	0	0	0	0	3	7	29	10	1	8	.379	
Feb 27	vs Baylor	35	6	9	6	1	1	1	15	9	0	2	0	0	0	0	1	7	27	13	1	12	.363	
Feb 28	vs Texas A&M	35	6	12	5	2	0	0	14	5	0	4	2	0	1	0	1	0	6	27	12	0	8	.361
Mar 05	BOSTON COLLEG	35	2	7	2	1	0	0	8	4	0	0	0	0	0	1	0	6	27	6	1	11	.343	
Mar 06	BOSTON COLLEG	36	16	11	16	1	0	4	24	7	0	0	0	2	0	0	0	8	27	11	1	5	.340	
Mar 07	BOSTON COLLEG	40	9	13	9	2	0	1	18	5	1	2	1	0	1	0	1	8	30	12	1	7	.338	
Mar 09	at UAB	31	6	6	4	2	0	0	8	8	0	0	0	1	0	1	2	5	27	7	1	8	.328	
Mar 12	LITTLE ROCK	30	7	8	6	1	0	2	15	4	0	1	0	0	1	0	2	7	27	8	0	4	.324	
Mar 13	LITTLE ROCK	33	6	9	6	3	0	0	12	3	0	3	1	1	0	0	0	5	27	5	0	7	.321	
Mar 14	LITTLE ROCK	38	6	13	6	1	0	2	20	1	0	0	0	0	1	1	0	6	27	6	1	7	.322	
Mar 16	at Lipscomb	37	9	12	9	0	0	4	24	4	0	0	1	0	0	0	1	9	27	7	1	5	.322	
*Mar 19	at Ole Miss	32	0	5	0	1	0	0	6	1	0	0	0	0	0	0	0	14	24	11	0	6	.314	
*Mar 20	at Ole Miss	38	5	11	5	1	0	3	21	1	0	0	0	1	0	0	0	12	24	6	1	8	.312	
*Mar 21	at Ole Miss	41	11	15	11	2	0	1	20	3	0	0	0	1	0	1	1	10	24	10	1	8	.315	
*Mar 26	KENTUCKY	39	6	11	6	3	0	2	20	4	1	0	1	2	0	1	0	7	30	7	2	10	.314	
*Mar 27	KENTUCKY	33	6	7	5	2	0	1	12	9	0	0	1	1	1	0	0	9	27	5	1	11	.309	
*Mar 27	KENTUCKY	33	4	10	4	2	0	0	12	5	2	0	1	0	0	0	3	8	27	16	0	7	.309	
*Apr 01	at Arkansas	34	2	8	2	0	0	1	11	2	0	1	0	0	1	1	0	16	27	11	0	9	.306	
*Apr 02	at Arkansas	37	5	10	5	1	0	2	17	2	0	0	0	1	0	0	0	8	24	7	1	8	.304	
*Apr 03	at Arkansas	32	5	4	5	0	0	2	10	4	0	1	0	0	1	0	1	3	28	14	1	2	.298	
*Apr 09	MISSISSIPPI STAT	35	5	7	4	0	0	2	13	4	0	0	1	1	0	0	0	12	27	10	2	8	.294	
*Apr 10	MISSISSIPPI STAT	33	2	7	2	1	0	1	11	0	0	0	0	0	0	0	0	10	27	10	1	4	.291	
*Apr 11	MISSISSIPPI STAT	36	10	11	10	2	0	3	22	8	0	0	0	0	0	1	1	12	27	13	1	8	.292	
Apr 13	at Georgia Tech	32	7	6	7	1	0	2	13	8	0	0	0	0	0	0	0	7	27	12	1	6	.289	
*Apr 15	at Alabama	42	7	11	7	3	1	3	25	1	0	0	0	1	0	0	0	8	27	7	1	7	.288	
*Apr 16	at Alabama	34	5	9	4	1	0	3	19	4	0	1	2	0	1	0	1	10	27	9	1	7	.287	
*Apr 17	at Alabama	36	9	14	9	3	0	0	17	7	1	1	0	0	1	2	2	9	25	8	0	10	.290	
Apr 20	SAMFORD	30	6	6	6	2	0	3	17	6	1	0	0	0	0	0	0	11	27	8	1	6	.288	
Apr 21	JSU	38	8	12	7	6	1	1	23	8	0	1	0	0	1	0	0	9	30	11	2	11	.289	
Totals		1209	252	349	240	64	7	55	592	165	7	25	13	20	10	16	21	280	913	315	30	264	.289	

AUBURN STARTING PITCHER BREAKDOWN

Starter	Quality		Run Support	RS/Start	Auburn Record
	GS	Starts			
C. Greenhill	8	2	24	3.0	3-5
T. Bright	7	1	35	5.0	4-3
M. Barnett	6	1	25	4.2	4-2
J. Gonzalez	5	0	14	2.8	1-4
R. Fitts	3	0	2	0.7	1-2
J. Owen	3	1	10	3.3	1-2
P. Glavine	1	0	1	1.0	1-0
J. Sokol	1	0	19	19.0	1-0

Auburn Overall Rankings

Category	Rank	No.
ERA	13th	5.35
Opp BA	13th	.255
Hits Allowed	9th	295
Walks	9th	129
Strikeouts	13th	292

Auburn SEC-Only Rankings

Category	Rank	No.
ERA	13th	7.25
Opp BA	13th	.294
Hits Allowed	14th	155
Walks	13th	70
Strikeouts	13th	113

AUBURN PITCHING BREAKDOWN

STARTERS											RELIEVERS											TOTALS										
W-L	ERA	IP	H	R	ER	BB	K	HR	AVG	W-L	ERA	IP	H	R	ER	BB	K	HR	AVG	W-L	ERA	IP	H	R	ER	BB	K	HR	AVG			
10-8	5.24	146.0	131	94	85	45	126	19	.241	5-7	4.99	173.0	161	103	96	56	179	25	.246	16-18	5.35	304.1	295	196	181	129	292	39	.255			
6-10	5.46	158.1	164	102	96	84	166	20	.266	5-7	5.99	103.2	103	76	69	57	96	12	.258	16-18	5.35	304.1	295	196	181	129	292	39	.255			
										NEUT.	1-2	5.20	27.2	31	17	16	16	17	2	.295												

AUBURN 2021 GAME-BY-GAME STARTING LINEUPS

DATE	OPP	1	2	3	4	5	6	7	8	9	SP
2/19	Presbyterian	Ward	Bliss	Ware	Woley	Miller	Williams	Howell	Hall	Moore	Greenhill
2/20	Presbyterian	Ward	Bliss	Ware	Woley	Williams	Howell	Shenker	LaRue	Farquhar	Fitts
2/21	Presbyterian	Ward	Bliss	Ware	Woley	Miller	Williams	Howell	Hall	Moore	Barnett
2/23	Alabama A&M	Ward	Hall	Ware	Williams	Moore	Hill	Miller	LaRue	Foster	Bright
2/24	Alabama A&M	Ward	Hall	Ware	Williams	Moore	Miller	Howell	Dyal	Farquhar	Sokol
2/26	vs. Oklahoma	Ward	Bliss	Ware	Williams	Woley	Miller	Howell	Hill	Moore	Greenhill
2/27	vs. Baylor	Ward	Bliss	Ware	Woley	Miller	Howell	Peirce	LaRue	Moore	Fitts
2/28	vs. Texas A&M	Williams	Bliss	Moore	Woley	Ware	Miller	Howell	Dyal	Brown	Bright
3/5	Boston College	Williams	Bliss	Miller	Woley	Ware	Hall	Howell	Dyal	Moore	Fitts
3/6	Boston College	Howell	Bliss	Williams	Woley	Miller	Ware	Hill	Moore	Hall	Barnett
3/7	Boston College	Howell	Bliss	Williams	Woley	Miller	Ware	Hill	Moore	Hall	Bright
3/9	at UAB	Ward	Bliss	Williams	Woley	Miller	Ware	Moore	Dyal	Howell	Gonzalez
3/12	Little Rock	Ward	Bliss	Williams	Woley	Miller	Ware	Hill	Moore	Howell	Greenhill
3/13	Little Rock	Hall	Bliss	Williams	Woley	Miller	Ware	Hill	Moore	Howell	Barnett
3/14	Little Rock	Bliss	Moore	Williams	Woley	Miller	Brown	Hill	Howell	LaRue	Bright
3/16	Lipscomb	Hall	Bliss	Williams	Woley	Miller	Ware	Ward	Moore	Howell	Glavine
3/19	at Ole Miss*	Ward	Bliss	Williams	Woley	Miller	Ware	Hill	Moore	Howell	Greenhill
3/20	at Ole Miss*	Bliss	Ward	Woley	Miller	Moore	Williams	Hill	Howell	Hall	Barnett
3/21	at Ole Miss*	Bliss	Ward	Woley	Miller	Moore	Williams	Dyal	Howell	Foster	Bright
3/26	Kentucky*	Bliss	Ward	Woley	Miller	Moore	Ware	Brown	Williams	Howell	Greenhill
3/27	Kentucky*	Bliss	Moore	Woley	Miller	Howell	Ward	Peirce	Shenker	LaRue	Barnett
3/27	Kentucky*	Bliss	Ward	Woley	Miller	Williams	Moore	Hill	Howell	Dyal	Gonzalez
4/1	at Arkansas*	Bliss	Moore	Miller	Woley	Ward	Howell	Williams	Ware	LaRue	Greenhill
4/2	at Arkansas*	Bliss	Ward	Woley	Miller	Moore	Hill	Howell	Williams	Dyal	Owen
4/3	at Arkansas*	Bliss	Ward	Woley	Miller	Moore	Howell	Williams	Ware	LaRue	Gonzalez
4/9	Mississippi State*	Bliss	Ward	Woley	Miller	Moore	Ware	Williams	Howell	Dyal	Greenhill
4/10	Mississippi State*	Bliss	Ward	Woley	Miller	Moore	Hill	Ware	Williams	Howell	Owen
4/11	Mississippi State*	Bliss	Ward	Woley	Miller	Moore	Hill	Ware	Dyal	Howell	Gonzalez
4/13	at Georgia Tech	Bliss	Moore	Miller	Woley	Ward	Ware	Williams	Howell	Foster	Bright
4/16	at Alabama*	Bliss	Moore	Miller	Woley	Ward	Ware	Williams	Howell	Foster	Greenhill
4/17	at Alabama*	Bliss	Miller	Woley	Williams	Moore	Ward	Howell	Hill	Ware	Owen
4/18	at Alabama*	Bliss	Miller	Woley	Williams	Moore	Howell	Hill	Ware	Ward	Gonzalez
4/20	Samford	Bliss	Miller	Woley	Williams	Moore	Ward	Ware	Howell	Shenker	Bright
4/21	Jacksonville State	Bliss	Miller	Woley	Williams	Moore	Hill	Howell	Ward	Dyal	Barnett
4/23	Florida*										
4/24	Florida*										
4/25	Florida*										
4/30	at Georgia*										
5/1	at Georgia*										
5/2	at Georgia*										
5/4	UAB										
5/7	LSU*										
5/8	LSU*										
5/9	LSU*										
5/11	at Samford										
5/14	Texas A&M*										
5/15	Texas A&M*										
5/16	Texas A&M*										
5/18	North Alabama										
5/20	at Missouri*										
5/21	at Missouri*										
5/22	at Missouri*										

* - SEC Game

AUBURN 2021 GAME-BY-GAME STARTERS

DATE	OPP	SP	C	1B	2B	3B	SS	LF	CF	RF	DH
2/19	Presbyterian	Greenhill	Williams	Miller	Moore	Woley	Bliss	Ward	Howell	Hall	Ware
2/20	Presbyterian	Fitts	LaRue	Shenker	Farquhar	Woley	Bliss	Ward	Howell	Ware	Williams
2/21	Presbyterian	Barnett	Williams	Miller	Moore	Woley	Bliss	Ward	Howell	Hall	Ware
2/23	Alabama A&M	Bright	LaRue	Ware	Moore	Miller	Foster	Ward	Hall	Williams	Hill
2/24	Alabama A&M	Sokol	Dyal	Ware	Farquhar	Miller	Moore	Ward	Howell	Hall	Williams
2/26	vs. Oklahoma	Greenhill	Williams	Miller	Moore	Woley	Bliss	Ward	Howell	Ware	Hill
2/27	vs. Baylor	Fitts	LaRue	Miller	Moore	Woley	Bliss	Ward	Howell	Ware	Peirce
2/28	vs. Texas A&M	Bright	Dyal	Miller	Moore	Woley	Bliss	Williams	Howell	Ware	Brown
3/5	Boston College	Fitts	Dyal	Miller	Moore	Woley	Bliss	Williams	Howell	Hall	Ware
3/6	Boston College	Barnett	Williams	Miller	Moore	Woley	Bliss	Hall	Howell	Ware	Hill
3/7	Boston College	Bright	Williams	Miller	Moore	Woley	Bliss	Hall	Howell	Ware	Hill
3/9	at UAB	Gonzalez	Dyal	Miller	Moore	Woley	Bliss	Williams	Howell	Ware	Ward
3/12	Little Rock	Greenhill	Williams	Miller	Moore	Woley	Bliss	Ward	Howell	Ware	Hill
3/13	Little Rock	Barnett	Williams	Miller	Moore	Woley	Bliss	Hall	Howell	Ware	Hill
3/14	Little Rock	Bright	LaRue	Miller	Moore	Woley	Bliss	Brown	Howell	Williams	Hill
3/16	Lipscomb	Glavine	Williams	Miller	Moore	Woley	Bliss	Ward	Howell	Hall	Ware
3/19	at Ole Miss*	Greenhill	Williams	Miller	Moore	Woley	Bliss	Ward	Howell	Ware	Hill
3/20	at Ole Miss*	Barnett	Williams	Miller	Moore	Woley	Bliss	Ward	Howell	Hall	Hill
3/21	at Ole Miss*	Bright	Dyal	Miller	Moore	Woley	Bliss	Ward	Howell	Williams	Foster
3/26	Kentucky*	Greenhill	Williams	Miller	Moore	Woley	Bliss	Ward	Howell	Ware	Brown
3/27	Kentucky*	Barnett	LaRue	Miller	Moore	Woley	Bliss	Ward	Howell	Peirce	Shenker
3/28	Kentucky*	Gonzalez	Dyal	Miller	Moore	Woley	Bliss	Ward	Howell	Williams	Hill
4/1	at Arkansas*	Greenhill	LaRue	Miller	Moore	Woley	Bliss	Ward	Howell	Williams	Ware
4/2	at Arkansas*	Owen	Dyal	Miller	Moore	Woley	Bliss	Ward	Howell	Williams	Hill
4/3	at Arkansas*	Gonzalez	LaRue	Miller	Moore	Woley	Bliss	Ward	Howell	Williams	Ware
4/9	Mississippi State*	Greenhill	Dyal	Miller	Moore	Woley	Bliss	Ward	Howell	Williams	Ware
4/10	Mississippi State*	Owen	Williams	Miller	Moore	Woley	Bliss	Ward	Howell	Ware	Hill
4/11	Mississippi State*	Gonzalez	Dyal	Miller	Moore	Woley	Bliss	Ward	Howell	Ware	Hill
4/13	at Georgia Tech	Bright	Williams	Miller	Moore	Woley	Bliss	Ward	Howell	Ware	Foster
4/16	at Alabama*	Greenhill	Williams	Miller	Moore	Woley	Bliss	Ward	Howell	Ware	Foster
4/17	at Alabama*	Owen	Williams	Miller	Moore	Woley	Bliss	Ward	Howell	Ware	Hill
4/18	at Alabama*	Gonzalez	Williams	Miller	Moore	Woley	Bliss	Ward	Howell	Ware	Hill
4/20	Samford	Bright	Williams	Shenker	Moore	Woley	Bliss	Ward	Howell	Ware	Miller
4/21	Jacksonville State	Barnett	Dyal	Miller	Moore	Woley	Bliss	Ward	Howell	Williams	Hill
4/23	Florida*										
4/24	Florida*										
4/25	Florida*										
4/30	at Georgia*										
5/1	at Georgia*										
5/2	at Georgia*										
5/4	UAB										
5/7	LSU*										
5/8	LSU*										
5/9	LSU*										
5/11	at Samford										
5/14	Texas A&M*										
5/15	Texas A&M*										
5/16	Texas A&M*										
5/18	North Alabama										
5/20	at Missouri*										
5/21	at Missouri*										
5/22	at Missouri*										

* - SEC Game

OVERALL STATS



**2021 Auburn Baseball
Overall Statistics for Auburn (as of Apr 21, 2021)
(All games Sorted by Batting avg)**



Record: 16-18 Home: 10-9 Away: 5-7 Neutral: 1-2 SEC: 2-13

Player	avg	gp-gs	ab	r	h	2b	3b	hr	rbi	tb	slg%	bb	hp	so	gdp	ob%	sf	sh	sb-att	po	a	e	fld%	
10 Miller, Tyler	.348	33-33	132	26	46	5	1	11	45	86	.652	12	0	28	3	.395	3	1	3-4	244	9	1	.996	
9 Bliss, Ryan	.348	32-32	135	29	47	6	0	8	23	77	.570	17	0	17	5	.421	0	1	4-7	34	85	4	.967	
4 Woley, Rankin	.317	32-32	126	25	40	10	0	5	17	65	.516	13	5	32	0	.395	3	1	1-1	23	56	6	.929	
19 Moore, Brody	.303	33-33	132	21	40	9	0	2	26	55	.417	11	0	13	3	.354	1	0	0-2	55	93	4	.974	
16 Hill, Cam	.274	20-16	62	11	17	2	1	4	18	33	.532	11	0	13	2	.378	1	0	0-0	0	2	0	1.000	
8 Ware, Bryson	.272	30-27	103	30	28	4	1	6	24	52	.505	13	3	39	2	.367	1	0	3-4	49	1	0	1.000	
41 Williams, Steven	.263	33-31	118	26	31	7	1	8	27	64	.542	21	1	30	2	.376	1	0	1-2	165	16	1	.995	
5 Howell, Kason	.259	34-33	112	19	29	6	0	5	18	50	.446	22	3	24	0	.394	0	3	7-10	93	4	1	.990	
1 Ward, Judd	.245	28-28	106	22	26	4	1	3	13	41	.387	12	2	26	1	.328	2	0	0-1	41	1	0	1.000	

7 Foster, Cole	.333	9-4	18	5	6	2	0	0	1	8	.444	2	2	5	0	.455	0	0	0-0	3	8	1	.917	
47 Farquhar, Garrett	.333	11-2	15	5	5	2	0	0	1	7	.467	2	1	3	0	.444	0	1	1-1	6	6	1	.923	
2 Hall, Josh	.325	18-10	40	9	13	2	2	0	9	19	.475	3	0	10	0	.348	3	1	4-5	25	1	1	.963	
3 Brown, Brayton	.227	14-3	22	7	5	1	0	2	8	12	.545	4	1	10	0	.370	0	1	0-0	6	0	1	.857	
34 Shenker, John Sam	.200	11-3	20	3	4	1	0	0	2	5	.250	2	1	10	0	.304	0	0	0-0	21	0	0	1.000	
6 Peirce, Bobby	.200	8-2	15	3	3	1	0	0	4	4	.267	1	1	5	1	.294	0	0	0-0	1	0	0	1.000	
28 LaRue, Nate	.182	12-7	22	4	4	1	0	1	3	8	.364	5	0	5	1	.321	1	0	0-0	63	3	0	1.000	
17 Dyal, Ryan	.161	18-10	31	7	5	1	0	0	1	6	.194	14	0	10	1	.422	0	1	1-1	78	6	1	.988	
Totals	.289	34	1209	252	349	64	7	55	240	592	.490	165	20	280	21	.379	16	10	25-38	913	315	30	.976	
Opponents	.255	34	1159	196	295	43	4	39	177	463	.399	129	30	292	31	.342	10	6	21-28	905	268	35	.971	

LOB - Team (264), Opp (225). DPs turned - Team (40), Opp (25). CI - Team (0), Opp (1). IBB - Team (7), Miller, T. 3, Williams, S. 3, Hill, C. 1, Opp (4). Picked off - Hall, J. 1.

(All games Sorted by Earned run avg)

Player	era	w-l	app	gs	cg	sho	sv	ip	h	r	er	bb	so	2b	3b	hr	b/avg	wp	hp	bk	sfa	sha		
20 Greenhill, Cody	2.45	3-0	9	8	0	0/1	1	44.0	31	16	12	11	34	5	0	5	.197	5	2	1	1	2		
18 Barnett, Mason	4.09	2-2	11	6	0	0/1	1	33.0	30	18	15	18	32	9	0	2	.252	2	5	1	3	2		
43 Fitts, Richard	7.04	0-3	8	3	0	0/0	1	23.0	26	20	18	7	23	5	1	8	.283	1	0	0	1	0		
21 Bright, Trace	7.43	3-3	13	7	0	0/0	0	36.1	36	31	30	13	33	6	0	8	.257	0	2	0	0	0		
45 Gonzalez, Joseph	8.06	0-3	12	5	0	0/1	0	25.2	35	23	23	8	19	5	1	1	.318	5	3	1	0	0		

36 Sokol, Jack	0.00	1-0	2	1	0	0/1	0	4.2	1	0	0	4	6	1	0	0	.083	0	0	0	0	0		
33 Morrison, Will	1.29	0-0	7	0	0	0/0	0	7.0	5	1	1	4	5	0	0	1	.217	1	1	0	1	0		
40 Burkhalter, Blake	1.98	0-0	11	0	0	0/2	0	13.2	8	4	3	12	18	1	0	3	.163	2	3	0	0	0		
26 Mullins, Hayden	2.38	2-0	7	0	0	0/1	0	11.1	10	4	3	4	19	0	0	0	.222	3	1	0	0	0		
32 Swilling, Carson	2.89	1-1	12	0	0	0/1	1	18.2	11	7	6	8	19	1	0	1	.164	3	1	0	0	0		
23 Glavine, Peyton	4.15	1-1	11	1	0	0/1	0	21.2	15	10	10	5	20	4	0	2	.195	0	2	0	0	1		
29 Skipper, Carson	4.72	0-2	11	0	0	0/1	0	13.1	15	7	7	3	16	1	0	2	.273	3	1	0	0	0		
27 Thomas, Seb	6.08	0-1	10	0	0	0/1	0	13.1	13	9	9	6	10	2	0	1	.277	0	2	0	1	1		
44 Owen, Jack	7.36	1-2	5	3	0	0/0	0	18.1	26	15	15	5	15	2	0	2	.338	3	3	1	0	0		
28 LaRue, Nate	9.00	0-0	1	0	0	0/0	0	1.0	2	1	1	0	1	0	0	1	.500	0	0	0	0	0		
14 Fuller, Brooks	9.64	0-0	11	0	0	0/0	0	14.0	20	16	15	13	16	0	1	2	.333	6	3	0	2	0		
16 Hill, Cam	21.94	2-0	8	0	0	0/0	0	5.1	11	14	13	8	6	1	1	0	.440	2	1	0	1	0		
Totals	5.35	16-18	34	34	0	3/3	4	304.1	295	196	181	129	292	43	4	39	.255	36	30	4	10	6		
Opponents	6.56	18-16	34	34	0	1/1	6	301.2	349	252	220	165	280	64	7	55	.289	41	20	3	16	10		

PB - Team (5), Williams, S. 3, LaRue, N. 1, Dyal, R. 1, Opp (3). Pickoffs - Team (3), LaRue, N. 1, Gonzalez, J. 1, Burkhalter 1, Opp (1). SBA/ATT - Williams, S. (10-14), Dyal, R. (11-12), Fitts, R. (5-7), Gonzalez, J. (5-5), Greenhill, C (3-3), Barnett, M. (0-3), Swilling, C. (2-2), Mullins, H. (2-2), Morrison, W. (2-2), Sokol, J. (0-1), Glavine, P. (1-1), Bright, T. (0-1), Owen, J. (1-1), LaRue, N. (0-1).

SEC STATS



**2021 Auburn Baseball
Conference statistics for Auburn (as of Apr 17, 2021)
(SEC games only Sorted by Batting avg)**



Record: 2-13 Home: 0-6 Away: 2-7 SEC: 2-13

Player	avg	gp-gs	ab	r	h	2b	3b	hr	rbi	tb	slg%	bb	hp	so	gdp	ob%	sf	sh	sb-att	po	a	e	fld%	
9 Bliss, Ryan	.343	15-15	67	14	23	1	0	4	10	36	.537	8	0	9	3	.413	0	0	1-3	14	41	1	.982	
4 Woley, Rankin	.328	15-15	58	6	19	4	0	1	7	26	.448	5	2	15	0	.388	2	1	0-0	12	24	1	.973	
19 Moore, Brody	.306	15-15	62	6	19	4	0	1	6	26	.419	3	0	7	0	.338	0	0	0-0	27	49	2	.974	
5 Howell, Kason	.286	15-15	49	9	14	3	0	4	8	29	.592	7	1	13	0	.386	0	2	1-2	47	2	1	.980	
10 Miller, Tyler	.276	15-15	58	8	16	3	0	4	15	31	.534	8	0	17	1	.358	1	1	1-2	127	2	0	1.000	
41 Williams, Steven	.235	14-13	51	8	12	2	1	3	7	25	.490	5	0	19	0	.304	0	0	1-2	69	7	1	.987	
1 Ward, Judd	.222	15-15	63	8	14	2	0	1	6	19	.302	1	2	19	1	.258	0	0	0-1	24	0	0	1.000	
8 Ware, Bryson	.205	13-10	39	8	8	0	0	3	6	17	.436	3	1	18	1	.279	0	0	0-0	15	0	0	1.000	
16 Hill, Cam	.179	10-8	28	5	5	1	0	2	2	12	.429	5	0	7	2	.303	0	0	0-0	0	1	0	1.000	

34 Shenker, John Sam	.375	4-1	8	1	3	1	0	0	1	4	.500	0	0	3	0	.375	0	0	0-0	4	0	0	1.000	
6 Peirce, Bobby	.333	2-1	3	0	1	0	0	0	1	1	.333	0	0	0	0	.333	0	0	0-0	0	0	0	.000	
7 Foster, Cole	.250	3-2	8	1	2	1	0	0	0	3	.375	0	1	3	0	.333	0	0	0-0	0	3	0	1.000	
3 Brown, Brayton	.222	5-1	9	3	2	0	0	1	5	5	.556	1	1	4	0	.364	0	0	0-0	2	0	1	.667	
17 Dyal, Ryan	.154	10-5	13	3	2	0	0	0	1	2	.154	6	0	5	1	.421	0	0	0-0	27	4	1	.969	
28 LaRue, Nate	.000	5-3	9	1	0	0	0	0	1	0	.000	3	0	4	0	.231	1	0	0-0	21	0	0	1.000	
2 Hall, Josh	.000	6-1	7	1	0	0	0	0	3	0	.000	0	0	5	0	.000	2	1	0-0	5	0	0	1.000	
47 Farquhar, Garrett	.000	3-0	3	0	0	0	0	0	0	0	.000	0	0	0	0	.000	0	0	0-0	0	1	0	1.000	
Totals	.262	15	535	82	140	22	1	24	79	236	.441	55	8	148	9	.336	6	5	4-10	395	144	13	.976	
Opponents	.294	15	528	114	155	25	2	20	102	244	.462	70	18	113	13	.392	4	4	15-16	414	107	12	.977	

LOB - Team (113), Opp (115). DPs turned - Team (18), Opp (11). IBB - Team (4), Miller, T. 3, Williams, S. 1, Opp (3).

(SEC games only Sorted by Earned run avg)

Player	era	w-l	app	gs	cg	sho	sv	ip	h	r	er	bb	so	2b	3b	hr	b/avg	wp	hp	bk	sfa	sha
20 Greenhill, Cody	2.83	1-0	5	5	0	0/0	0	28.2	22	12	9	6	19	2	0	4	.212	3	1	0	1	2
44 Owen, Jack	7.36	1-2	5	3	0	0/0	0	18.1	26	15	15	5	15	2	0	2	.338	3	3	1	0	0
18 Barnett, Mason	8.79	0-2	6	2	0	0/0	1	14.1	21	16	14	10	14	8	0	2	.356	2	3	1	2	2
21 Bright, Trace	14.73	0-2	6	1	0	0/0	0	11.0	17	18	18	8	12	4	0	4	.347	0	1	0	0	0
45 Gonzalez, Joseph	15.00	0-3	5	4	0	0/0	0	12.0	22	20	20	8	5	3	1	1	.400	5	3	0	0	0

33 Morrison, Will	0.00	0-0	5	0	0	0/0	0	4.1	1	0	0	3	4	0	0	0	.077	0	1	0	0	0
36 Sokol, Jack	0.00	0-0	1	0	0	0/0	0	0.2	0	0	0	1	0	0	0	0	.000	0	0	0	0	0
40 Burkhalter, Blake	2.45	0-0	4	0	0	0/0	0	3.2	1	1	1	6	4	0	0	1	.091	2	1	0	0	0
27 Thomas, Seb	2.45	0-0	2	0	0	0/0	0	3.2	2	1	1	2	1	0	0	0	.154	0	0	0	0	0
23 Glavine, Peyton	3.68	0-0	4	0	0	0/0	0	7.1	6	3	3	1	7	2	0	1	.214	0	1	0	0	0
14 Fuller, Brooks	4.76	0-0	4	0	0	0/0	0	5.2	6	3	3	5	6	0	0	1	.273	2	1	0	0	0
32 Swilling, Carson	6.14	0-1	5	0	0	0/0	1	7.1	7	6	5	7	7	0	0	0	.250	3	1	0	0	0
43 Fitts, Richard	8.10	0-1	4	0	0	0/0	0	6.2	9	7	6	2	10	3	1	2	.310	0	0	0	1	0
29 Skipper, Carson	9.45	0-2	5	0	0	0/0	0	6.2	11	7	7	2	8	1	0	2	.355	3	1	0	0	0
16 Hill, Cam	18.00	0-0	2	0	0	0/0	0	1.0	2	3	2	3	1	0	0	0	.400	0	0	0	0	0
26 Mullins, Hayden	54.00	0-0	1	0	0	0/0	0	0.1	2	2	2	1	0	0	0	0	.667	2	1	0	0	0
Totals	7.25	2-13	15	15	0	0/0	2	131.2	155	114	106	70	113	25	2	20	.294	25	18	2	4	4
Opponents	4.70	13-2	15	15	0	1/1	5	138.0	140	82	72	55	148	22	1	24	.262	13	8	1	6	5

PB - Team (2), Dyal, R. 1, Williams, S. 1, Opp (1). Pickoffs - Team (1), Burkhalter 1. SBA/ATT - Williams, S. (9-10), Dyal, R. (6-6), Fitts, R. (4-5), Greenhill, C (3-3), Gonzalez, J. (3-3), Morrison, W. (2-2), Owen, J. (1-1), Glavine, P. (1-1), Swilling, C. (1-1).

HITTERS CONFERENCE-ONLY CAREER STATS

Bliss, Ryan

Year	avg	gp-gs	ab	r	h	2b	3b	hr	rbi	tb	slg%	bb	hbp	so	gdp	ob%	sf	sh	sb-att	po	a	e	fld%
2019	.288	30-30	111	24	32	4	0	1	17	39	.351	13	2	17	4	.364	3	1	6-7	55	93	4	.974
2021	.343	15-15	67	14	23	1	0	4	10	36	.537	8	0	9	3	.413	0	0	1-3	14	41	1	.982
TOTAL	.309	45-45	178	38	55	5	0	5	27	75	.421	21	2	26	7	.382	3	1	7-10	69	134	5	.976

Howell, Kason

Year	avg	gp-gs	ab	r	h	2b	3b	hr	rbi	tb	slg%	bb	hbp	so	gdp	ob%	sf	sh	sb-att	po	a	e	fld%
2019	.238	29-29	105	11	25	5	0	0	8	30	.286	7	4	29	2	.310	0	2	4-5	81	1	1	.988
2021	.286	15-15	49	9	14	3	0	4	8	29	.592	7	1	13	0	.386	0	2	1-2	47	2	1	.980
TOTAL	.253	44-44	154	20	39	8	0	4	16	59	.383	14	5	42	2	.335	0	4	5-7	128	3	2	.985

Moore, Brody

Year	avg	gp-gs	ab	r	h	2b	3b	hr	rbi	tb	slg%	bb	hbp	so	gdp	ob%	sf	sh	sb-att	po	a	e	fld%
2019	.235	7-2	17	2	4	0	0	0	1	4	.235	0	0	4	2	.235	0	0	0-1	9	3	0	1.000
2021	.306	15-15	62	6	19	4	0	1	6	26	.419	3	0	7	0	.338	0	0	0-0	27	49	2	.974
TOTAL	.291	22-17	79	8	23	4	0	1	7	30	.380	3	0	11	2	.317	0	0	0-1	36	52	2	.978

Ward, Judd

Year	avg	gp-gs	ab	r	h	2b	3b	hr	rbi	tb	slg%	bb	hbp	so	gdp	ob%	sf	sh	sb-att	po	a	e	fld%
2018	.195	18-12	41	5	8	1	1	0	3	11	.268	7	1	7	0	.327	0	1	0-1	37	1	0	1.000
2019	.286	30-30	119	15	34	7	0	2	14	47	.395	13	2	27	0	.366	0	4	1-1	72	5	3	.963
2021	.222	15-15	63	8	14	2	0	1	6	19	.302	1	2	19	1	.258	0	0	0-1	24	0	0	1.000
TOTAL	.251	63-57	223	28	56	10	1	3	23	77	.345	21	5	53	1	.329	0	5	1-3	133	6	3	.979

Williams, Steven

Year	avg	gp-gs	ab	r	h	2b	3b	hr	rbi	tb	slg%	bb	hbp	so	gdp	ob%	sf	sh	sb-att	po	a	e	fld%
2018	.255	30-30	106	23	27	0	0	6	20	45	.425	25	2	22	1	.403	1	0	1-1	54	4	2	.967
2019	.190	30-30	105	12	20	2	1	3	9	33	.314	15	1	32	1	.293	2	2	1-1	57	3	2	.968
2021	.235	14-13	51	8	12	2	1	3	7	25	.490	5	0	19	0	.304	0	0	1-2	69	7	1	.987
TOTAL	.225	74-73	262	43	59	4	2	12	36	103	.393	45	3	73	2	.342	3	2	3-4	180	14	5	.975

Woley, Rankin

Year	avg	gp-gs	ab	r	h	2b	3b	hr	rbi	tb	slg%	bb	hbp	so	gdp	ob%	sf	sh	sb-att	po	a	e	fld%
2019	.231	29-29	117	9	27	4	0	2	13	37	.316	6	2	28	3	.280	0	0	1-1	231	20	0	1.000
2021	.328	15-15	58	6	19	4	0	1	7	26	.448	5	2	15	0	.388	2	1	0-0	12	24	1	.973
TOTAL	.263	44-44	175	15	46	8	0	3	20	63	.360	11	4	43	3	.318	2	1	1-1	243	44	1	.997

PITCHERS CONFERENCE-ONLY CAREER STATS

Fitts, Richard

Year	era	w-l	app	qs	cq	sho	sv	ip	h	r	er	bb	so	2b	3b	hr	bf	bavg	wp	hbp	bk	sfa	sha
2019	7.88	2-3	9	5	0	0/0	0	24.0	38	21	21	6	17	6	0	5	111	.362	4	0	0	0	0
2021	8.10	0-1	4	0	0	0/0	0	6.2	9	7	6	2	10	3	1	2	32	.310	0	0	0	1	0
TOTAL	7.92	2-4	13	5	0	0/0	0	30.2	47	28	27	8	27	9	1	7	143	.351	4	0	0	1	0

Fuller, Brooks

Year	era	w-l	app	qs	cq	sho	sv	ip	h	r	er	bb	so	2b	3b	hr	bf	bavg	wp	hbp	bk	sfa	sha
2019	3.82	2-2	11	6	0	0/1	1	33.0	29	17	14	23	30	3	1	4	151	.238	6	2	0	1	3
2021	4.76	0-0	4	0	0	0/0	0	5.2	6	3	3	5	6	0	0	1	28	.273	2	1	0	0	0
TOTAL	3.96	2-2	15	6	0	0/1	1	38.2	35	20	17	28	36	3	1	5	179	.243	8	3	0	1	3

Glavine, Peyton

Year	era	w-l	app	qs	cq	sho	sv	ip	h	r	er	bb	so	2b	3b	hr	bf	bavg	wp	hbp	bk	sfa	sha
2018	0.00	0-0	1	0	0	0/0	0	0.1	1	0	0	0	1	0	0	0	2	.500	0	0	0	0	0
2019	9.00	0-0	3	0	0	0/0	0	2.0	4	2	2	4	2	0	0	0	14	.400	0	0	0	0	0
2021	3.68	0-0	4	0	0	0/0	0	7.1	6	3	3	1	7	2	0	1	30	.214	0	1	0	0	0
TOTAL	4.66	0-0	8	0	0	0/0	0	9.2	11	5	5	5	10	2	0	1	46	.275	0	1	0	0	0

Greenhill, Cody

Year	era	w-l	app	qs	cq	sho	sv	ip	h	r	er	bb	so	2b	3b	hr	bf	bavg	wp	hbp	bk	sfa	sha
2018	2.42	2-2	8	0	0	0/1	2	26.0	24	9	7	9	24	6	0	2	110	.245	1	2	0	0	1
2019	3.28	2-2	16	0	0	0/2	7	35.2	34	16	13	10	30	7	1	2	155	.248	3	5	0	2	1
2021	2.83	1-0	5	5	0	0/0	0	28.2	22	12	9	6	19	2	0	4	114	.212	3	1	0	1	2
TOTAL	2.89	5-4	29	5	0	0/3	9	90.1	80	37	29	25	73	15	1	8	379	.236	7	8	0	3	4

Morrison, Will

Year	era	w-l	app	qs	cq	sho	sv	ip	h	r	er	bb	so	2b	3b	hr	bf	bavg	wp	hbp	bk	sfa	sha
2019	2.45	0-0	10	0	0	0/0	0	11.0	10	3	3	2	6	3	0	1	42	.263	0	1	0	1	0
2021	0.00	0-0	5	0	0	0/0	0	4.1	1	0	0	3	4	0	0	0	17	.077	0	1	0	0	0
TOTAL	1.76	0-0	15	0	0	0/0	0	15.1	11	3	3	5	10	3	0	1	59	.216	0	2	0	1	0

Owen, Jack

Year	era	w-l	app	qs	cq	sho	sv	ip	h	r	er	bb	so	2b	3b	hr	bf	bavg	wp	hbp	bk	sfa	sha
2018	18.00	0-0	3	0	0	0/0	0	2.0	3	4	4	3	2	0	0	0	11	.375	0	0	0	0	0
2019	4.81	1-2	6	4	0	0/0	0	24.1	25	13	13	6	17	3	0	2	103	.266	1	2	0	1	0
2021	7.36	1-2	5	3	0	0/0	0	18.1	26	15	15	5	15	2	0	2	85	.338	3	3	1	0	0
TOTAL	6.45	2-4	14	7	0	0/0	0	44.2	54	32	32	14	34	5	0	4	199	.302	4	5	1	1	0

Skipper, Carson

Year	era	w-l	app	qs	cq	sho	sv	ip	h	r	er	bb	so	2b	3b	hr	bf	bavg	wp	hbp	bk	sfa	sha
2019	16.20	0-2	7	3	0	0/0	0	10.0	21	20	18	12	8	4	2	3	63	.412	1	0	1	0	0
2021	9.45	0-2	5	0	0	0/0	0	6.2	11	7	7	2	8	1	0	2	34	.355	3	1	0	0	0
TOTAL	13.50	0-4	12	3	0	0/0	0	16.2	32	27	25	14	16	5	2	5	97	.390	4	1	1	0	0

SEC STANDINGS

SOUTHEASTERN CONFERENCE™

WEEK 10

2021 BASEBALL

APRIL 22

EASTERN DIVISION

	SEC	Pct.	GB	All	Pct.	Home	Away	Neutral	Div.	T25	T10	L10	Streak
Vanderbilt	11-4	.733	-	29-6	.829	19-4	10-2	0-0	8-4	10-5	4-2	7-3	W2
South Carolina	10-5	.667	1.0	24-10	.706	16-2	7-7	1-1	8-4	6-6	4-2	7-3	W2
Tennessee	10-5	.667	1.0	30-8	.789	21-5	9-3	0-0	5-4	8-4	5-4	7-3	W1
Florida	9-6	.600	2.0	26-11	.703	23-5	3-6	0-0	4-5	8-9	4-5	8-2	W6
Georgia	7-8	.467	4.0	24-12	.667	19-8	5-4	0-0	6-6	4-5	4-5	6-4	W3
Kentucky	7-8	.467	4.0	22-12	.647	17-7	5-5	0-0	3-3	2-6	1-4	4-6	L3
Missouri	4-11	.267	7.0	11-23	.324	4-7	7-12	0-4	2-10	1-10	1-5	3-7	L6

WESTERN DIVISION

	SEC	Pct.	GB	All	Pct.	Home	Away	Neutral	Div.	T25	T10	L10	Streak
Arkansas	11-4	.733	-	30-6	.833	20-4	7-2	3-0	11-4	10-2	8-1	8-2	L1
Mississippi State	10-5	.667	1.0	28-8	.778	20-6	5-1	3-1	7-5	9-6	6-6	9-1	W2
Ole Miss	9-6	.600	2.0	27-10	.730	19-5	5-5	3-0	8-4	9-6	6-6	6-4	W1
Alabama	7-8	.467	4.0	23-13	.639	16-10	7-3	0-0	6-6	2-7	2-7	7-3	W2
LSU	4-11	.267	7.0	22-14	.611	18-10	4-4	0-0	1-2	2-10	2-10	5-5	W1
Texas A&M	4-11	.267	7.0	22-17	.564	17-10	3-6	2-1	1-5	5-7	2-5	3-7	W2
Auburn	2-13	.133	9.0	16-18	.471	10-9	5-7	1-2	2-10	3-11	1-8	4-6	W2

UPCOMING SCHEDULE (ALL TIMES EASTERN)

Tuesday, April 20

Louisville 12, Kentucky 5
 Tennessee 3, Tennessee Tech 2
 Alabama 8, North Alabama 6
 Auburn 6, Samford 4
 Florida 8, Jacksonville 7
 Georgia 8, Clemson 7
 LSU 5, ULM 0
 Ole Miss 11, Little Rock 6
 Mississippi State 19, UAB 7
 Texas A&M 9, Texas Southern 4
 Vanderbilt 7, Austin Peay 0

Wednesday, April 21

Auburn 8, Jacksonville State 7 (10 inn.)

Thursday, April 22

*Arkansas at South Carolina – 7 p.m. (SECN)
 *LSU at Ole Miss – 8 p.m. (ESPNU)

Friday, April 23

*Alabama at Kentucky – 6:30 p.m. (SECN+)
 *Arkansas at South Carolina – 7 p.m. (SECN+)
 *Florida at Auburn – 7 p.m. (SECN+)
 *Georgia at Missouri – 7:30 p.m. (SECN+)
 *LSU at Ole Miss – 7:30 p.m. (SECN+)
 *Tennessee at Texas A&M – 7:30 p.m. (SECN+)
 *Mississippi State at Vanderbilt – 8 p.m. (SECN)

Saturday, April 24

*Florida at Auburn – 12 p.m. (SECN)
 *LSU at Ole Miss – 1 p.m. (SECN+)
 *Alabama at Kentucky – 2 p.m. (SECN+)
 *Arkansas at South Carolina – 4 p.m. (SECN+)
 *Georgia at Missouri – 4 p.m. (SECN)
 *Tennessee at Texas A&M – 7 p.m. (SECN+)
 *Mississippi State at Vanderbilt – 8 p.m. (ESPNU)

Sunday, April 25

*Alabama at Kentucky – 1 p.m. (SECN+)
 *Tennessee at Texas A&M – 1 p.m. (SECN)
 *Florida at Auburn – 2 p.m. (SECN+)
 *Georgia at Missouri – 2 p.m. (SECN+)
 *Mississippi State at Vanderbilt – 2 p.m. (SECN+)

Tuesday, April 27

Grambling State at LSU – 5 p.m. (SECN+)
 Eastern Kentucky at Kentucky – 6:30 p.m. (SECN+)
 Lipscomb at Tennessee – 6:30 p.m. (SECN+)
 Alabama at UAB – 7 p.m.
 Georgia Tech at Georgia – 7 p.m. (SECN)
 The Citadel at South Carolina – 7 p.m. (SECN+)
 Missouri at Kansas State – 7:30 p.m.
 Texas State at Texas A&M – 7:30 p.m. (SECN+)

Next Weekend In The SEC (April 29-May 2)

*Alabama at Kentucky
 *Arkansas at South Carolina
 *Florida at Auburn
 *Georgia at Missouri
 *LSU at Ole Miss
 *Mississippi State at Vanderbilt
 *Tennessee at Texas A&M

*SEC game




TV/RADIO ROSTER




1 JUDD WARD



2 JOSH HALL



3 BRAYTON BROWN



4 RANKIN WOLEY



5 KASON HOWELL



6 BOBBY PEIRCE



7 COLE FOSTER



8 BRYSON WARE



9 RYAN BLISS



10 TYLER MILLER



11 KADE SNELL



12 CARTER FREDERICK



13 BEN SCHORR




14 BROOKS FULLER



16 CAM HILL




17 RYAN DYAL



18 MASON BARNETT



19 BRODY MOORE



20 CODY GREENHILL



21 TRACE BRIGHT



22 GARRETT WADE



23 PEYTON GLAVINE



24 PEYTON SYBRANDT



25 JOHNNY CECCOLI



26 HAYDEN MULLINS



27 SEB THOMAS



28 NATE LARUE



29 CARSON SKIPPER



32 CARSON SWILLING



33 WILL MORRISON



34 JOHN SAMUEL SHENKER




36 JACK SOKOL



40 BLAKE BURKHALTER




41 STEVEN WILLIAMS



43 RICHARD FITTS



44 JACK OWEN



45 JOSEPH GONZALEZ



47 GARRETT FARQUHAR



30 BUTCH THOMPSON



35 KARL NONEMAKER



39 GABE GROSS



15 TIM HUDSON