



2023 AUBURN SOFTBALL

#WarEagle | 16 All-Americans • Two SEC Tournament Championships • 2015, 2016 Women's College World Series

Softball Contact | Taylor Shirey • @taylor_shirey14 • trs0010@auburn.edu • (C) 334-750-0710

Auburn Athletics Communications | 392 South Donahue Drive • Auburn, AL 36830 • AuburnTigers.com • @AuburnSoftball

2023 SCHEDULE/RESULTS

Date	Opponent	Time/Network/Result
Feb. 10	! vs. St. John's	W, 6-0
Feb. 10	! vs. Fordham	W, 9-0 (6)
Feb. 11	! vs. Pitt	L, 7-8
Feb. 11	! vs. Indiana	W, 9-0
Feb. 12	! vs. Illinois	W, 10-0 (5)
Feb. 17	\$ AUSTIN PEAY	W, 11-1 (5)
Feb. 17	\$ VILLANOVA	W, 8-0 (5)
Feb. 18	\$ VILLANOVA	W, 9-3
Feb. 18	\$ DAYTON	W, 10-2 (5)
Feb. 19	\$ AUSTIN PEAY	W, 5-1
Feb. 22	UAB	W, 10-1 (5)
Feb. 24	^ MERRIMACK	W, 12-0 (5)
Feb. 24	^ BROWN	W, 9-0 (5)
Feb. 25	^ NORTH DAKOTA STATE	W, 9-0 (6)
Feb. 25	^ MERRIMACK	W, 7-0
Feb. 26	^ NORTH DAKOTA STATE	W, 4-0
March 1	at Troy	W, 11-0
March 3	& BOWLING GREEN	W, 9-1 (5)
March 3	& SOUTH ALABAMA	W, 3-0
March 4	& SOUTH ALABAMA	L, 1-2
March 4	& TENNESSEE TECH	W, 11-6
March 5	& BOWLING GREEN	W, 8-0 (5)
March 8	* at Georgia Tech	L, 1-2
March 10	* at #19/18 Georgia	W, 6-5
March 11	* at #19/18 Georgia	L, 0-5
March 11	* at #19/18 Georgia	L, 4-5
March 17	% vs. Weber State	W, 4-2
March 17	% vs. (RV)/#24 Northwestern	L, 1-2
March 18	% vs. (RV)/#24 Northwestern	L, 5-6
March 18	% vs. #1/1 Oklahoma	L, 0-14 (5)
March 19	% vs. #1/1 Oklahoma	L, 1-7
March 25	* (RV)/(RV) MISSOURI	W, 4-0
March 26	* (RV)/(RV) MISSOURI	W, 2-1
March 27	* (RV)/(RV) MISSOURI	W, 2-1
March 29	at Samford	W, 10-0 (5)
Mar. 31	* OLE MISS	W, 8-2
April 1	* OLE MISS	L, 1-4
April 2	* OLE MISS	W, 1-0
April 6	* at #15/18 Florida	L, 2-3 (8)
April 7	* at #15/18 Florida	L, 3-6
April 8	* at #15/18 Florida	W, 7-0
April 12	TROY	W, 7-5
April 14	* #13/12 LSU	W, 5-3
April 15	* #13/12 LSU	L, 2-3
April 16	* #13/12 LSU	W, 1-0 (9)
April 19	JACKSONVILLE STATE	W, 3-0
April 22	* at #14/13 Alabama	L, 1-6
April 22	* at #14/13 Alabama	W, 5-1
April 23	* at #14/13 Alabama	W, 3-1
April 28	* at (NR)/(RV) South Carolina	W, 1-0
April 29	* at (NR)/(RV) South Carolina	L, 0-8 (5)
April 30	* at (NR)/(RV) South Carolina	W, 10-0 (5)
May 5	* MISSISSIPPI STATE	W, 5-2
May 6	* MISSISSIPPI STATE	L, 4-5 (9)
May 7	* MISSISSIPPI STATE	W, 3-0
May 11	# vs. Ole Miss	10 a.m. (=)
May 18-21	NCAA Regionals	TBA
May 25-28	NCAA Super Regionals	TBA
June 1-9	Women's College World Series	TBA

BOLD indicates home contest | All times listed in Central and subject to change

* - Southeastern Conference Game | ! - NFCA Leadoff Classic (Clearwater, Fla.)
\$ - Tiger Invitational (Auburn, Ala.) | ^ - Plainsman Invite (Auburn, Ala.)
& - Jane B. Moore Memorial (Auburn, Ala.)
% - Oklahoma Hall of Fame Classic (Oklahoma City, Okla.)
- SEC Tournament (Fayetteville, Ark.)

+ - SEC Network+ | = - SEC Network | (2) - ESPN2 | (?) - ESPN+
(a) - ACC Network | (e) - ESPN

SEC TOURNAMENT

AUBURN TIGERS

RECORD: 39-16 (15-9 SEC)

RANKINGS: #16 NFCA | #15 USA Softball | #15 DI Softball | #16 Softball America

HEAD COACH: Mickey Dean (Elon, 1987)

CAREER RECORD: 680-278 (17th Season)

RECORD AT AUBURN: 202-106 (6th Season)



OLE MISS REBELS

RECORD: 30-25 (15-11 SEC)

RANKINGS: NR NFCA | NR USA Softball | NR DI Softball | NR Softball America

HEAD COACH: Jamie Trachtel

CAREER RECORD: 453-250-1 (13th Season)

RECORD AT OLE MISS: 107-66 (3rd Season)



FIRST PITCH

TELEVISION: SEC Network

LOCATION: Fayetteville, Arkansas

STADIUM: Bogle Park (3,200)

TALENT: Kevin Brown, Amanda Scarborough and Courtney Lyle

RADIO: Brit Bowen & JJ Jackson

Auburn Sports Network

95.9 WTGZ or 99.9 WQNR

WEATHER FORECAST

THURSDAY: 77 Degrees - Scattered Thunderstorms (60%)

FRIDAY: 83 Degrees - Scattered Thunderstorms (50%)

SATURDAY: 83 Degrees - Scattered Thunderstorms (60%)

LEADING OFF

- Earning its highest finish in SEC play since 2017, Auburn enters the 2023 SEC Tournament as the No. 3 seed and will face No. 11 seed Ole Miss in the first game of Thursday's quarterfinals. Auburn owns a 21-26 all-time record in the SEC Tournament and has won the SEC Tournament title in 2015 and 2016. Auburn is searching for its first win in the SEC Tournament since 2019. Auburn holds a 2-2 all-time record in the tournament as the No. 3 seed.
- Auburn holds a 48-22 advantage in the all-time series versus the Rebels. The Tigers took two games at Jane B. Moore Field to clinch the series when the two squads met during the regular season. Auburn is meeting Ole Miss for the first time ever in the SEC Tournament.
- In Auburn's run-rule victory to secure the series win at South Carolina, head coach Mickey Dean earned his 200th win as the head coach of the Tigers. Dean also secured his first winning season in SEC play since taking over as head coach.
- In one of the greatest SEC pitching performances in program history, Maddie Penta closed conference play with the lowest ERA in school history with a 1.02 mark against SEC foes. Penta tied the program record with six shutouts in conference play and finished second behind only Kristen Keyes (2004) in strikeouts in conference play with 138. She is just the fourth player in school history to win 12 or more games in SEC play.
- Maddie Penta improved her season record to 25-5. She is the first Auburn pitcher to record at least 20 wins in back-to-back seasons since Kaylee Carlson in 2017 and 2018. With 57 career wins, Penta needs just 11 to break Auburn's career wins record held by Carlson.
- On the verge of another Auburn record, Maddie Penta is just eight strikeouts away from surpassing Holly Currie (2006) for the program's junior strikeout record. Penta needs 21 to become just the second pitcher in program history to surpass 300 strikeouts in a season.

BY THE NUMBERS

3 In her dominating effort in the series finale at South Carolina, Maddie Penta tossed Auburn's third no-hitter in Southeastern Conference play and Auburn's first since Holly Currie versus Ole Miss on May 6, 2006.

22 Auburn has recorded 22 shutouts this season, which leads the SEC and ranks second in the country behind only Oklahoma. Auburn's 22 shutouts are the third most recorded in a single season on the Plains. Seven of those shutouts have come in SEC play.

4 For the fourth time this season, Maddie Penta was honored as the SEC Pitcher of the Week. She is the only pitcher in program history to win the award four times in the same season. Penta has been honored as SEC Pitcher of the Week five times in her career.

#WarEagle



AuburnTigers.com



@AuburnSoftball | @AuburnTigers

/AuburnSoftball
/AuburnTigers

TEAM SCHEDULE AND MEDIA AVAILABILITY » WEEK OF MAY 8-14

MONDAY May 8	TUESDAY May 9	WEDNESDAY May 10	THURSDAY May 11	FRIDAY May 12	SATURDAY May 13	SUNDAY May 14
OFF DAY	TRAVEL DAY	PRACTICE 1:30 - 3:30 p.m.	GAME 10 a.m. vs. Ole Miss	GAME 3 p.m.	GAME 4 p.m.	SELECTION SHOW 6 p.m.
NO MEDIA	MEDIA BY REQUEST	MEDIA BY REQUEST	INTERVIEWS POSTGAME	INTERVIEWS POSTGAME	INTERVIEWS POSTGAME	MEDIA BY REQUEST

AUBURN ATHLETICS COMMUNICATIONS

AUBURNTIGERS.COM

For updated game notes, statistics and latest information on Auburn softball and Auburn Athletics, visit AuburnTigers.com.

INTERVIEW POLICY

Coach Dean, assistant coaches and select student-athletes are available for interviews by contacting Taylor Shirey in the communications office. Media availabilities will be conducted in person at approximately 3 p.m. CT prior to Tuesday practices throughout the season unless otherwise specified. Specific interview request should be made at least 24 hours in advance to ensure availability. Additional requests will be granted based on student-athlete availability throughout the week.

Postgame interviews with Coach Dean and requested players will be conducted in-person following a brief cool-down period. Interview will be conducted out front of the Gregg E. Heim Player Development Center.

CREDENTIALS

Media members wishing to cover Auburn softball should contact Taylor Shirey at least 24 hours prior to each home contest. All credentials will be issued on a game-by-game basis. No passes will be issued in advance. Credentials will be available for pick up on game days at Media Will Call located at the main entrance of Jane B. Moore Field. Windows inside the press box will be open at all times, regardless of weather. Please dress accordingly. Limited field access will be granted for photography and videography.

GAME DAY / PRESS SERVICES

Press releases, statistics and game information will be available each week via AuburnTigers.com/Softball. Media members may request to be added to email lists to automatically receive up-to-date information on Auburn softball. Notes and statistics will be available digitally. A limited number of printed copies of game notes, statistics, lineups and final box scores will be available on game days. Wireless internet is available in the press box. Contact Taylor Shirey for password information. Video highlights will also be posted to ImagenCloud.

VIDEO SERVICES

FTP feeds of selected Auburn softball highlights are available for the media. A number of studio and satellite services may be arranged for electronic media by emailing T.J. Johnson at tdj0023@auburn.edu.

PHOTOGRAPHY

For photos of Auburn softball or Auburn Athletics, contact Taylor Shirey via email at trs0010@auburn.edu. Credentials to shoot Auburn softball will be issued to only accredited photographers on assignment. Photographers may only shoot in the designated areas.

QUICK FACTS

UNIVERSITY INFORMATION

City _____ Auburn, Ala.
 Founded _____ 1856
 Enrollment _____ 31,526
 Nickname _____ Tigers
 Colors _____ Burnt Orange & Navy Blue
 Affiliation _____ NCAA Division I
 Conference _____ Southeastern (SEC)
 Stadium (Capacity) _____ Jane B. Moore Field (2,316)
 President _____ Dr. Christopher B. Roberts
 Athletics Director _____ John Cohen

TEAM INFORMATION

Letterwinners Returning/Lost _____ 18/6
 Starters Returning/Lost _____ 9/0
 Pitchers Returning/Lost _____ 2/2
 Newcomers _____ 7
 2022 Overall Record _____ 40-17
 2022 Conference Record/Finish _____ 11-13/10th

PROGRAM HISTORY

First Year of Softball _____ 1997
 All-Time Record _____ 967-619-2 (.610)
 at Jane B. Moore Field (1998-Present) _____ 542-208-1 (.722)
 at AU City Complex (1997-98) _____ 18-18 (.500)
 Total Home Record _____ 560-226-1 (.712)
 All-Time SEC Record _____ 334-366 (.477)
 SEC Tournament Appearances _____ 22
 SEC Tournament Record _____ 21-26 (.447)
 NCAA Tournament Appearances _____ 17
 NCAA Tournament Record _____ 34-36 (.486)

STAFF INFORMATION

Head Coach _____ Mickey Dean (Elon, 1987)
 Career Softball Record _____ 680-278 (.710) / 17th Season
 Record at Auburn _____ 202-106 (.656) / 6th Season
 Assistant Coach _____ Eugene Lenti
 Assistant Coach _____ Emily Carosone
 Volunteer Assistant _____ Ken Brooke
 Video Analyst _____ Wayne Pettry
 Director of Operations _____ Leisa Lee

MEDIA INFORMATION

Associate AD/Communications _____ Kirk Sampson
 Assistant Director/Softball Contact _____ Taylor Shirey
 Email _____ trs0010@auburn.edu
 Phone _____ 334-750-0710
 Mailing Address _____ Auburn Athletics Complex
 _____ 392 S. Donahue Dr.
 Website _____ AuburnTigers.com
 Facebook _____ Facebook.com/AuburnSoftball
 Twitter/Instagram _____ @AuburnSoftball

GAMEDAY EXPERIENCE: JANE B. MOORE FIELD

» Jane B. Moore Field enters its 25th season hosting the Auburn softball program. On April, 26, 2003, the Auburn Softball Complex was renamed Jane B. Moore Field in honor of Dr. Jane Moore who served more than 20 years as a member of Auburn's Committee on Intercollegiate Athletics. The complex holds dimensions of 201 feet at the corners and 220 feet in straight-away center field.



2023 ROSTER

NUMERICAL ROSTER

No.	Name	Pos.	Ht.	B/T	Year	Hometown (High School/Previous School)
00	Aspyn Godwin	C/OF	5-8	R/R	Gr.	Silverhill, Ala. (Daphne)
2	Sydney Cox	UTL	5-3	L/R	Jr.	Asheboro, N.C. (Asheboro)
3	Icess Tresvik	UTL	5-9	R/R	So.	Wilmington, N.C. (North Carolina A&T)
4	Emmah Rolfe	RHP	5-10	R/R	Fr.	Madison, Ala. (Bob Jones)
5	Lindsey Garcia	INF	5-5	R/R	Sr.	Coral Springs, Fla. (Coral Springs Charter)
7	Denver Bryant	INF	5-6	R/R	Jr.	Albany, Ga. (Dougherty)
9	Maddie Penta	RHP	6-2	R/R	Jr.	Chesapeake City, Md. (Bohemia Manor)
10	Makayla Packer	UTL	5-8	R/R	Jr.	Chattanooga, Tenn. (Baylor School)
11	Aubrie Lisenby	C/INF	5-7	R/R	So.	Huntsville, Ala. (Bob Jones)
12	Carlee McCondichie	UTL	5-7	L/R	Sr.	Birmingham, Ala. (Gardendale)
13	Nelia Peralta	INF	5-6	R/R	So.	Wellington, Fla. (Wellington)
15	Skylar Elkins	C/UTL	5-8	R/R	Fr.	Locust Grove, Ga. (Locust Grove)
16	KK McCrary	INF	5-8	R/R	Jr.	Murfreesboro, Tenn. (Tennessee)
17	Maia Engelkes	INF	5-11	R/R	Sr.	Sioux Falls, S.D. (Harrisburg)
18	Riley McNemar	INF	5-5	R/R	So.	Galena, Kan. (Galena)
20	Abbey Smith	OF	5-8	L/R	So.	Austin, Texas (James Bowie)
22	Jessie Blaine	C	5-10	R/R	So.	Wentzville, Mo. (St. Dominic)
23	Axe Milanowski	INF	5-6	R/R	Fr.	Dothan, Ala. (Houston Academy)
25	Kenadie Cooper	OF	5-7	R/R	So.	Newnan, Ga. (East Coweta)
31	Millie Roberts	C/INF	5-7	R/R	Fr.	Owensboro, Ky. (Davie County)
55	Shelby Lowe	LHP	5-9	R/L	Jr.	Carrollton, Ala. (Pickens Academy)
66	Annabelle Widra	UTL/RHP	5-7	L/R	So.	Hoover, Ala. (Michigan)
77	Bri Ellis	INF	5-10	R/R	So.	Houston, Texas (Memorial)
99	Rose Roach	INF	5-6	L/R	So.	Elburn, Ill. (Kaneland)

COACHING STAFF

HEAD COACH | MICKEY DEAN (SIXTH SEASON)

ASSISTANT COACH | EUGENE LENTI (FOURTH SEASON)

ASSISTANT COACH | EMILY CAROSONE (THIRD AS AST. COACH | FIFTH OVERALL)

VOLUNTEER ASSISTANT COACH | KEN BROOKE (FIRST AS VOLUNTEER | SECOND OVERALL)

VIDEO ANALYST | WAYNE PETTRY (FIRST SEASON)

DIRECTOR OF OPERATIONS | LEISA LEE (FOURTH SEASON)

GRADUATE ASSISTANT | SIERRA EASTERWOOD (FIRST SEASON)

GRADUATE ASSISTANT | OLIVIA LESSMANN (FIRST SEASON)

SUPPORT STAFF

SPORT ADMINISTRATOR | CASEY PAGE

ATHLETIC TRAINER | LORA FUHRMANN

STRENGTH & CONDITIONING | BRYAN "PK" KARKOSKA

COMMUNICATIONS | TAYLOR SHIREY

MARKETING & FAN ENGAGEMENT | CAROLINE COLLETTA

VIDEO CONTENT SPECIALIST | T.J. JOHNSON

ALPHABETICAL ROSTER

No.	Name	Pos.
22	Jessie Blaine	C
7	Denver Bryant	INF
25	Kenadie Cooper	OF
2	Sydney Cox	UTL
15	Skylar Elkins	C/UTL
77	Bri Ellis	INF
17	Maia Engelkes	INF
5	Lindsey Garcia	INF
00	Aspyn Godwin	C/OF
11	Aubrie Lisenby	C/INF
55	Shelby Lowe	LHP
12	Carlee McCondichie	UTL
16	KK McCrary	INF
18	Riley McNemar	INF
23	Axe Milanowski	INF
10	Makayla Packer	UTL
9	Maddie Penta	RHP
13	Nelia Peralta	INF
99	Rose Roach	INF
31	Millie Roberts	C/INF
4	Emmah Rolfe	RHP
20	Abbey Smith	OF
3	Icess Tresvik	UTL
66	Annabelle Widra	UTL/RHP

BY CLASS

FRESHMEN (4)

Skylar Elkins, Axe Milanowski, Millie Roberts, Emmah Rolfe

SOPHOMORES (10)

Jessie Blaine, Bri Ellis, Kenadie Cooper, Aubrie Lisenby, Nelia Peralta, Riley McNemar, Rose Roach, Abbey Smith, Icess Tresvik, Annabelle Widra

JUNIORS (6)

Denver Bryant, Sydney Cox, Shelby Lowe, KK McCrary, Makayla Packer, Maddie Penta

SENIORS (3)

Maia Engelkes, Lindsey Garcia, Carlee McCondichie

GRADUATE STUDENTS (1)

Aspyn Godwin

PRONUNCIATION GUIDE

Emily CAROSONE	care-uh-SONY
KENADIE Cooper	ken-a-dee
MAIA ENGELKES	MY-uh INGLE-keys
ASPIN Godwin	AS-pen
Aubrie LISENBY	liz-IN-bee
Carlee MCCONDICHIE	muh-con-da-SHE
KK MCCRARY	muh-CRAIR-ee
Riley MCNEMAR	mick-KNEE-mer
Axe MILANOWSKI	mil-on-OW-ske
NELIA Peralta	NELL-ee-uh
ICCESS Tresvik	EYE-sis
Annabelle WIDRA	WEE-dra

INSIDE THE MATCHUP

AUBURN	VALUE
Batting Average	.277
Hits	377
Runs per Game	5.3
Extra-Base Hits	126
RBI	258
Slugging Percentage	.465
On-Base Percentage	.369
Stolen Bases	84-99

ERA	2.06
Shutouts	22
Walks	77
Strikeouts	439
Batting Average Against	.196
Fielding Percentage	.976

OLE MISS	VALUE
Batting Average	.270
Hits	379
Runs per Game	4.6
Extra-Base Hits	120
RBI	221
Slugging Percentage	.427
On-Base Percentage	.352
Stolen Bases	48-61

ERA	2.82
Shutouts	8
Walks	184
Strikeouts	276
Batting Average Against	.232
Fielding Percentage	.971

SERIES HISTORY

OLE MISS **48-22 (.686)**
21-14 H • 27-8 A • 0-0 N

LAST 15 MEETINGS

DATE	SITE	RESULT	SCORE
March 31, 2023	Auburn, Ala.	W	8-2
April 1, 2023	Auburn, Ala.	L	1-4
April 2, 2023	Auburn, Ala.	W	1-0
April 25, 2021	Oxford, Miss.	W	3-1
April 24, 2021	Oxford, Miss.	L	1-6
April 23, 2021	Oxford, Miss.	L	0-1 (8)
April 1, 2018	Oxford, Miss.	L	2-3
March 31, 2018	Oxford, Miss.	W	5-1
March 30, 2018	Oxford, Miss.	W	3-1
April 9, 2017	Auburn, Ala.	W	3-1
April 8, 2017	Auburn, Ala.	L	4-10
April 7, 2017	Auburn, Ala.	W	3-1
March 16, 2015	Oxford, Miss.	W	10-2 (6)
March 15, 2015	Oxford, Miss.	W	7-3
March 14, 2015	Oxford, Miss.	W	14-3 (5)

PROBABLE AUBURN STARTERS

POS.	NO.	NAME	CL.	B/T	AVG.	GP-GS	AB	R	H	2B	3B	HR	RBI	SLG%	OB%
C	11	Aubrie Lisenby	So.	R/R	.247	43-32	85	8	21	2	0	2	9	.341	.343
1B	77	Bri Ellis	So.	R/R	.292	55-55	137	22	40	8	0	12	40	.613	.412
2B	12	Carlee McCondichie	Sr.	L/R	.303	53-49	119	24	36	5	1	2	22	.412	.341
3B	7	Denver Bryant	Jr.	R/R	.320	51-37	100	18	32	2	1	5	16	.510	.398
SS	13	Nelia Peralta	So.	R/R	.340	55-55	141	38	48	6	2	9	21	.603	.497
LF	5	Lindsey Garcia	Sr.	R/R	.271	54-54	144	29	39	8	1	10	38	.549	.352
CF	10	Makayla Packer	Jr.	R/R	.307	48-40	88	19	27	2	2	0	5	.375	.358
RF	3	Icess Tresvik	So.	R/R	.236	53-44	106	18	25	4	0	8	20	.500	.317
DP	16	KK McCrary	Jr.	R/R	.264	47-37	106	13	28	9	0	1	17	.377	.304

POS.	NO.	NAME	CL.	ERA	W-L	APP-GS	CG-SHO	SV	IP	H	R	ER	BB	SO	AVG.
RHP	9	Maddie Penta	Jr.	0.96	25-5	37-31	16-8	2	196.0	99	32	27	41	279	.146
RHP	66	Annabelle Widra	So.	2.76	8-5	23-11	3-2	2	73.2	70	37	29	15	73	.243
LHP	55	Shelby Lowe	Jr.	2.87	5-5	27-11	0-0	1	63.1	55	29	26	7	70	.223

RHP	4	Emmah Ralfe	Fr.	5.62	1-0	11-1	0-0	0	18.2	23	17	15	14	13	.307
RHP	3	Icess Tresvik	So.	12.92	0-1	4-1	0-0	0	4.1	10	9	8	0	4	.435

2023 AUBURN HONOR ROLL

JESSIE BLAINE, SO., C

- Jane B. Moore Memorial All-Tournament Team

SYDNEY COX, JR. UTL

- SEC Community Service Team

BRI ELLIS, SO., INF

- Jane B. Moore Memorial All-Tournament Team
- Louisville Slugger/NFCA Player of the Week [Feb. 28]
- SEC Player of the Week [Feb. 27]
- Plainsman Invite All-Tournament Team
- Tiger Invitational All-Tournament Team
- Preseason All-SEC Team
- Preseason D100 Player Rankings [No. 74]
- Extra Elite 100 Player Rankings [No. 77]
- Softball America Preseason College Top 100 [No. 76]
- D1 Softball Position Rankings - First Base [No. 5]
- Extra Elite 100 Position Rankings - First Base [No. 7]
- FloSoftball Top 10 Sluggers

LINDSEY GARCIA, SR., INF

- Plainsman Invite All-Tournament Team
- Tiger Invitational All-Tournament Team

SHELBY LOWE, JR., LHP

- Preseason D100 Player Rankings [No. 62]

CARLEE MCCONDICHIE, SR., UTL

- Plainsman Invite All-Tournament Team

KK MCCRARY, JR., INF

- Jane B. Moore Memorial All-Tournament Team

MADDIE PENTA, JR., RHP

- SEC Pitcher of the Week [May 8]
- SEC Pitcher of the Week [May 2]
- USA Softball Collegiate Player of the Year - Top 25 Finalist
- SEC Pitcher of the Week [March 28]
- Jane B. Moore Memorial All-Tournament Team
- Plainsman Invite All-Tournament Team
- Tiger Invitational All-Tournament Team
- SEC Pitcher of the Week [Feb. 13]
- NFCA Leadoff Classic All-Tournament Team
- Preseason All-SEC Team
- USA Softball Collegiate Player of the Year Watch List
- Preseason D100 Player Rankings [No. 37]
- Extra Elite 100 Player Rankings [No. 47]
- Softball America Preseason College Top 100 [No. 61]

- D1 Softball Position Rankings - Pitcher [No. 13]
- Extra Elite 100 Position Rankings - Pitcher [No. 14]

NELIA PERALTA, SO., INF

- Plainsman Invite All-Tournament Team
- Tiger Invitational All-Tournament Team

ANNABELLE WIDRA, SO., UTL/RHP

- Plainsman Invite All-Tournament Team
- Tiger Invitational All-Tournament Team

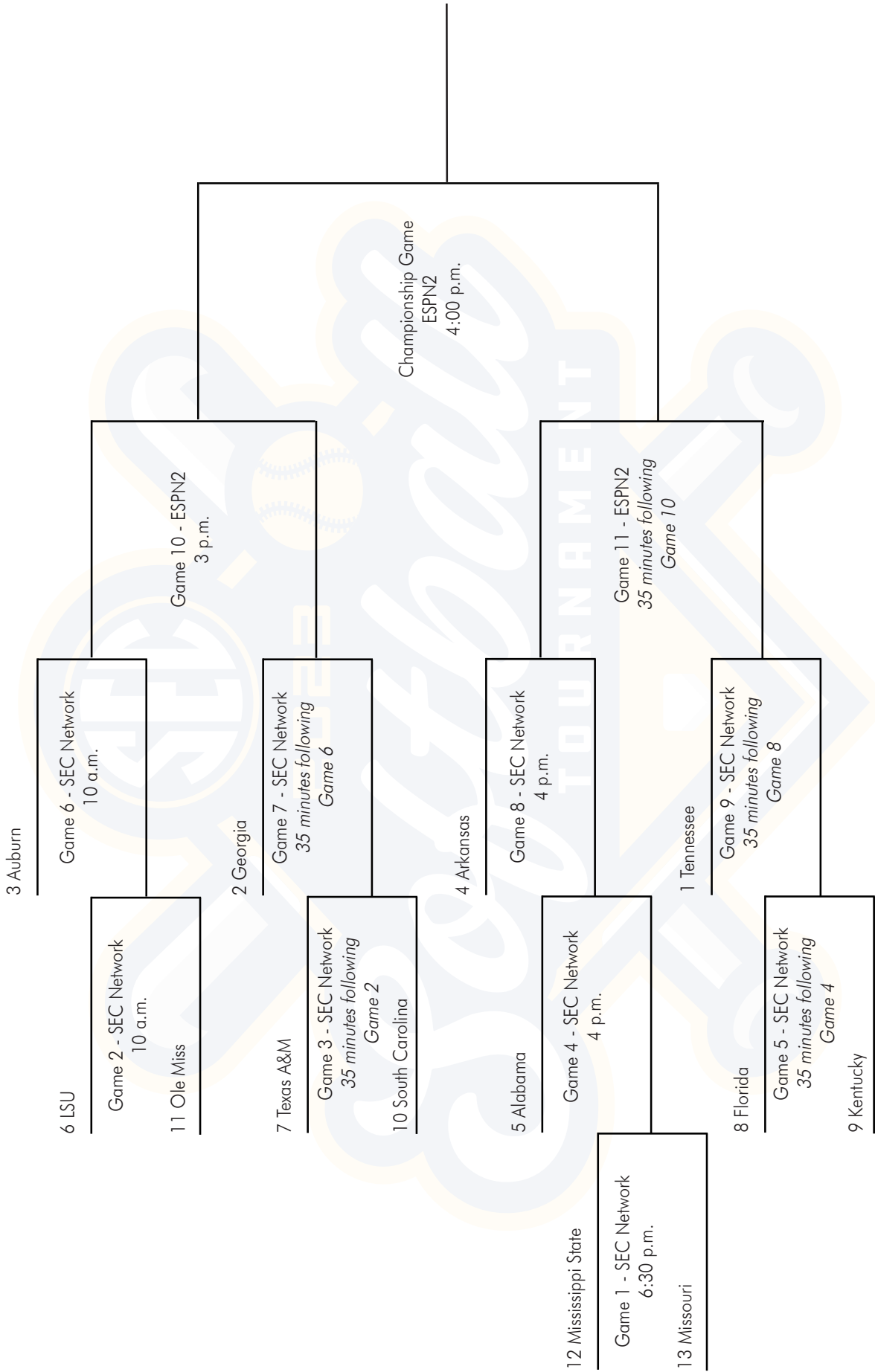
PLAYER TO WATCH: MADDIE PENTA

» Earning her fourth SEC Pitcher of the Week honor of her junior season to become the first Tiger to win the award four times in a season, Maddie Penta continues to build her legacy in the circle. Penta tossed Auburn's third no-hitter in SEC play in clinch the series at South Carolina and the program's first conference no-hitter in 17 years. Penta improved her season record to 25-5. She is the first pitcher since Kaylee Carlson (2017, 2018) to record at least 20 wins in back-to-back seasons. Penta has also secured her second straight season of at least 250 strikeouts to become the first Tiger pitcher since Anna Thompson (2009, 2010) to hit the mark in back-to-back seasons.



2023 SEC Softball Tournament
May 9-13 • Bogle Park • Fayetteville, Ark.

Tuesday May 9	Wednesday May 10	Thursday May 11	Friday May 12	Saturday May 13
------------------	---------------------	--------------------	------------------	--------------------



All Times Central

AUBURN'S SEC TOURNAMENT ALL-TIME RESULTS

1997 • COLUMBUS, GA. • NO. 6 SEED

Date	Opponent	Result	Auburn Pitcher (Record)
5/9	(3) Tennessee	W, 2-0	Espinoza (12-12)
5/9	(2) LSU	W, 4-2	Espinoza (13-12)
5/10	(1) South Carolina	L, 9-0	Espinoza (13-13)
5/10	(5) Florida	L, 5-7	Sease (12-11)

2000 • COLUMBUS, GA. • NO. 8 SEED

Date	Opponent	Result	Auburn Pitcher (Record)
5/11	(1) LSU	L, 8-0	Rasmussen (13-7)
5/12	(5) Mississippi State	L, 9-3	Lofton (14-16)

2001 • CHATTANOOGA, TENN. • NO. 8 SEED

Date	Opponent	Result	Auburn Pitcher (Record)
5/10	(1) LSU	L, 6-0	DuBois (8-8)
5/11	(5) Florida	W, 4-1	DuBois (9-8)
5/12	(3) Alabama	W, 5-3	Petrie (3-2)
5/13	(1) LSU	L, 4-1	Petrie (3-3)

2002 • CHATTANOOGA, TENN. • NO. 5 SEED

Date	Opponent	Result	Auburn Pitcher (Record)
5/9	(4) Georgia	L, 4-3	Lofton (11-13)
5/10	(8) Florida	W, 7-1	Lofton (12-13)
5/11	(3) Alabama	L, 5-4	Lofton (12-14)

2003 • PLANT CITY, FLA. • NO. 7 SEED

Date	Opponent	Result	Auburn Pitcher (Record)
5/8	(2) Alabama	L, 4-0	Keyes (12-15)
5/9	(6) Tennessee	L, 4-3 (9)	Keyes (12-16)

2004 • TUSCALOOSA, ALA. • NO. 4 SEED

Date	Opponent	Result	Auburn Pitcher (Record)
5/13	(5) Alabama	L, 7-1	Keyes (24-10)
5/14	(8) South Carolina	W, 2-0	Keyes (25-10)
5/15	(7) Mississippi State	W, 4-3	Keyes (26-10)
5/15	(1) LSU	W, 2-0	Keyes (27-10)
5/16	(1) LSU	L, 1-0	DiPietro (6-3)

2005 • GAINESVILLE, FLA. • NO. 3 SEED

Date	Opponent	Result	Auburn Pitcher (Record)
5/12	(6) South Carolina	W, 8-0	Currie (23-8)
5/13	(2) Alabama	L, 9-5	Currie (23-9)
5/14	(8) LSU	W, 4-3	Currie (24-9)
5/14	(1) Georgia	L, 7-3	DiPietro (22-7)

2006 • ATHENS, GA. • NO. 6 SEED

Date	Opponent	Result	Auburn Pitcher (Record)
5/11	(3) LSU	L, 4-1	Currie (18-12)

2008 • BATON ROUGE, LA. • NO. 6 SEED

Date	Opponent	Result	Auburn Pitcher (Record)
5/8	(3) LSU	L, 4-0	Thompson (12-11)

2009 • KNOXVILLE, TENN. • NO. 8 SEED

Date	Opponent	Result	Auburn Pitcher (Record)
5/7	(1) Florida	L, 3-0	Thompson (14-15)

2010 • FAYETTEVILLE, ARK. • NO. 7 SEED

Date	Opponent	Result	Auburn Pitcher (Record)
5/13	(2) Florida	L, 9-1	Thompson (17-9)

2011 • OXFORD, MISS. • NO. 7 SEED

Date	Opponent	Result	Auburn Pitcher (Record)
5/12	(2) Florida	W, 6-2	Bunner (16-6)
5/13	(3) Tennessee	L, 2-1	Loree (9-5)

2012 • TUSCALOOSA, ALA. • NO. 7 SEED

Date	Opponent	Result	Auburn Pitcher (Record)
5/10	(2) Tennessee	L, 2-1	Loree (11-9)

2014 • COLUMBIA, S.C. • NO. 9 SEED

Date	Opponent	Result	Auburn Pitcher (Record)
5/7	(8) South Carolina	W, 7-5	Davis (20-10)
5/8	(1) Alabama	L, 8-4	Harper (17-5)

2015 • BATON ROUGE, LA. • NO. 2 SEED

Date	Opponent	Result	Auburn Pitcher (Record)
5/7	(7) Missouri	W, 5-2	Davis (21-2)
5/8	(3) Alabama	W, 7-1	Harper (11-4)
5/9	(5) Tennessee	W, 6-5 (9)	Walters (17-3)

2016 • STARKVILLE, MISS. • NO. 4 SEED

Date	Opponent	Result	Auburn Pitcher (Record)
5/13	(5) Alabama	W, 6-4	Martin (12-3)
5/13	(1) Florida	W, 2-1	Carlson (15-1)
5/14	(7) LSU	W, 7-1	Martin (13-3)

2017 • KNOXVILLE, TENN. • NO. 2 SEED

Date	Opponent	Result	Auburn Pitcher (Record)
5/7	(7) Kentucky	W, 2-0	Carlson (26-3)
5/9	(6) LSU	L, 6-0	Carlson (26-4)

2018 • COLUMBIA, MO. • NO. 9 SEED

Date	Opponent	Result	Auburn Pitcher (Record)
5/9	(8) Alabama	L, 6-4	Martin (15-6)

2019 • COLLEGE STATION, TEXAS. • NO. 10 SEED

Date	Opponent	Result	Auburn Pitcher (Record)
5/8	(7) Missouri	W, 3-0	Harris (10-5)
5/9	(2) Tennessee	W, 2-0	Swindle (10-8)
5/10	(6) Florida	L, 3-0	Harris (10-6)

2021 • TUSCALOOSA, ALA. • NO. 12 SEED

Date	Opponent	Result	Auburn Pitcher (Record)
5/11	(13) South Carolina	L, 1-3	Penta (9-9)

2022 GAINESVILLE, FLA. • NO. 10 SEED

Date	Opponent	Result	Auburn Pitcher (Record)
5/11	(7) Missouri	L, 0-1	Penta (23-9)

AUBURN'S SEC TOURNAMENT ALL-TIME RECORDS

TEAM

HITTING

AB	37, vs. Tennessee (5/9/15)
Runs	8, vs. South Carolina (5/12/05)
Hits	14, vs. Alabama (5/11/02)
RBI	7 (2x), last vs. Alabama (5/8/02)
Doubles	4, vs. Alabama (5/11/02)
Triples	
Home Runs	2 (2x), last vs. Alabama (5/8/14)
Sacrifice Hits	5, vs. Tennessee (5/9/03)
Sacrifice Flies	1 (5x), vs. LSU (5/15/04)

PITCHING

Innings	9.0, vs. Tennessee (5/9/15)
Strikeouts	11, vs. Missouri (5/11/22)
Hits	13, vs. Alabama (5/13/05)
Runs	9 (3x), last vs. Florida (5/13/10)
Earned Runs	7, vs. Alabama (5/13/05)
Walks	6 (2x), vs. Missouri (5/11/22)

INDIVIDUAL

HITTING

At Bats	5 (5x), last Carlee Wallace vs. Tennessee (5/9/15)
Runs	3 (2x), last Emily Carosone vs. Alabama (5/8/15)
Hits	4 (2x), last Emily Carosone vs. Tennessee (5/9/15)
RBI	4, Michelle Martin vs. Alabama (5/12/01)
Doubles	1 (5x), last Alyssa Rivera vs. South Carolina (5/11/21)
Triples	
Home Runs	1 (18x), last Morgan Podany vs. Missouri (5/8/19)
Sacrifice Hits	2 (2x), Martha Phillips vs. Tennessee (5/9/03)
Sacrifice Flies	1 (6x), last Makenna Dowell vs. South Carolina (5/11/21)
Stolen Bases	1 (20x), last Alyssa Rivera vs. South Carolina (5/11/21)

PITCHING

Innings	8.2, Kristen Keyes vs. Tennessee (5/9/03)
Strikeouts	11, Maddie Penta vs. Missouri (5/11/22)
Hits Allowed	13, Jamie Rasmussen vs. LSU (5/11/00)
Runs Allowed	8, Jamie Rasmussen vs. LSU (5/11/00)
Earned Runs Allowed	7, Jamie Rasmussen vs. LSU (5/11/00)
Walks Allowed	6, Maddie Penta vs. Missouri (5/11/22)

AUBURN VS. TEAMS

Alabama	3-6
Arkansas	0-0
Florida	4-4
Georgia	0-2
Kentucky	1-0
LSU	4-7
Mississippi State	1-1
Missouri	2-1
Ole Miss	0-0
South Carolina	3-2
Tennessee	3-3
Texas A&M	0-0
TOTAL	21-25

AUBURN VS. SEEDS

No. 1	2-8
No. 2	3-4
No. 3	3-4
No. 4	0-1
No. 5	3-2
No. 6	1-3
No. 7	5-1
No. 8	4-1
No. 9	0-0
No. 10	0-0
No. 11	0-0
No. 12	0-0
No. 13	0-1

AUBURN AS SEEDS

No. 1	0-0
No. 2	4-1
No. 3	2-2
No. 4	6-2
No. 5	1-2
No. 6	2-4
No. 7	1-5
No. 8	2-5
No. 9	1-2
No. 10	2-2
No. 11	0-0
No. 12	0-1
No. 13	0-0

NOTEBOOK

FIRST PITCH

» After earning its highest finish in SEC play since 2017, Auburn enters the 2023 SEC Tournament as the No. 3 seed and will face No. 11 seed Ole Miss in Thursday's quarterfinal in Fayetteville, Arkansas. First pitch is set for 10 a.m. CT. Amanda Scarborough, Kevin Brown and Courtney Lyle will have the call on the SEC Network. Brit Bowen and JJ Jackson will have the radio call on the Auburn Sports Network.

» Auburn owns a 21-26 all-time record in the SEC Tournament and won the SEC Tournament title in 2015 and 2016. Auburn is searching for its first win in the SEC Tournament since 2019. Auburn holds a 2-2 all-time record in the tournament as the No. 3 seed.

» The winner will advance into Friday's semifinal and will face the winner of No. 2 seed Georgia and either No. 7 Texas A&M or No. 10 South Carolina.

INSIDE THE SERIES: OLE MISS

» Auburn leads the all-time series with a 48-22 advantage and has taken nine of the last 10 series. Auburn is facing Ole Miss for not only the first time in program history in the SEC Tournament, but this is the first neutral site meeting between the two teams in school history.

PENTA EARNS RECORD FOURTH SEC PITCHER OF THE WEEK HONOR

» With a pair of victories to secure Auburn softball's best finish in Southeastern Conference play since 2017, junior Maddie Penta set the program's record with her fourth SEC Pitcher of the Week selection of the season, the league office announced Tuesday.

» Penta has now won eight SEC weekly honors over her career and has been tabbed SEC Pitcher of the Week five times in her career. Penta and Kristen Keyes (2002-04) are the only two Tigers in program history to win the award five times in their career.

» The Chesapeake City, Maryland, native secured Auburn's fourth consecutive SEC series win and its sixth overall of the season with a pair of wins versus Mississippi State, which helped Auburn clinch the No. 3 seed at the 2023 SEC Tournament.

» In two complete-game efforts, Penta posted a 1.00 earned run average, allowed just two run runs to score in Friday's series opener. The right-handed held the bulldogs to five hits and a .109 average at the plate. She issued five walks and struck out 18, including turning in her 10th double-digit strikeout appearance of the season on Friday.

» On Sunday, Penta tossed her second one-hitter against a conference foe this season as she secured her sixth shutout in SEC play to tie Kristen Keyes (2004) for the Auburn single-season SEC record.

TOP 25: PENTA A FINALIST FOR USA SOFTBALL COLLEGIATE PLAYER OF THE YEAR

» Cementing herself as not only one of the top pitchers in the Southeastern Conference but the country, Auburn softball's junior ace Maddie Penta was selected as one of 25 finalists for USA Softball Collegiate Player of the Year.

» Penta is one of eight student-athletes from the SEC to be named a finalist for the award. She is the first Tiger to make the top-25 cut since Kaylee Carlson in 2018.

THREE-PENTA: MADDIE EARNS THIRD SEC PITCHER OF THE WEEK HONOR

» Behind a pair of shutouts and tossing Auburn softball's first no-hitter in Southeastern Conference play in over 17 years, junior Maddie Penta was selected the SEC Co-Pitcher of the Week.

» Penta shared the award with Alabama's Montana Fouts. Penta has won seven SEC weekly honors over her career. She has earned SEC Pitcher of the Week three times this season and has won the award four times in her career. Penta is the first Auburn Tiger to be named SEC Pitcher of the Week three times in the same season since Anna Thompson in 2010.

» The Chesapeake City, Maryland, native earned a pair of shutout wins to secure Auburn's series victory at South Carolina, marking the first time Auburn has won back-to-back SEC road series since 2019.

» Penta did not allow a run to score in her 12.0 innings of work

against the Gamecocks. Penta scattered four hits and five walks while striking out 19. The right-hander held opponents to a .103 average at the plate.

» In Sunday's finale, Penta no-hit South Carolina to become the first Auburn pitcher to toss a no-hitter in SEC play since Holly Currie on May 6, 2006. It was also just the third no-hitter in program history against a conference opponent. Penta now has four individual no-hitters to her credit.

WELCOME TO THE PENTA-GON

» Opening her junior campaign right where she left off, Maddie Penta continues to build her legacy as one of the best pitchers to ever wear the Orange and Blue.

» After an incredible stretch of 62.1 innings, Penta allowed her first earned run to score at Georgia Tech on March 8 and suffered her first loss of the season during Auburn's SEC opening weekend at then No. 18 Georgia. Her dominating efforts to start the season allowed Penta to put together a consecutive scoreless inning streak of 39.1 innings, the second longest in school history.

MADDIE PENTA'S 2023 SEC NUMBERS

1st	Victories	25
2nd	Earned Run Average	0.96
2nd	Innings Pitched	196.0
2nd	Strikeouts	279
2nd	Hits Allowed per Seven Innings	3.54
2nd	Shutouts	8
4th	Strikeout-to-Walk Ratio	6.80
5th	Strikeouts per Seven Innings	10.0
7th	Walks Allowed Per Seven Innings	1.46

» Penta also enters the week ranked ninth among all active NCAA Division I pitchers in career strikeouts per seven innings, 15th in career earned run average, 24th in career strikeouts, 31st in career winning percentage and 38th in career starts.

» Along with her meteoric rise as one of the top pitchers in league, Penta solidified herself as one of the most dominating pitchers Auburn has seen in over a decade. Last season, Penta recorded the most strikeouts by any Tiger since 2010 and was just the seventh Tiger in program history to hit 250+ strikeouts in a season.

» At the Plainsman Invite, Penta tossed her third collegiate no-hitter as she blanked North Dakota State. Penta matched her career high and tied the program record for strikeouts in an SEC contest against Missouri as the right-hander fanned 17.

» With a pair of double-digit strikeout performances and earning the first shutout win over Florida in Gainesville since 2017, she secured her second straight season of at least 200 strikeouts to become the first Tiger pitcher since Anna Thompson (2009, 2010) to hit the mark in back-to-back seasons. The win in the Florida series finale was also the 50th in Penta's career. She is just the fourth Tiger in school history to record at least 50 wins in the circle.

» In a short appearances versus Jacksonville State, Penta picked up three strikeouts to surpass 600 for her collegiate career. She is just the fourth Tiger in school history to record at least 600 strikeouts.

» With a pair of wins at the Rhoads House, Penta secured Auburn's first series win at Alabama since 2017 and became the first pitcher since Kaylee Carlson (2017, 2018) to record at least 20 wins in back-to-back seasons.

» In Sunday's finale, Penta no-hit South Carolina to become the first Auburn pitcher to toss a no-hitter in SEC play since Holly Currie on May 6, 2006. It was also just the third no-hitter in program history against a conference opponent. Penta now has four individual no-hitters to her credit.

» In one of the greatest SEC pitching performances in school history, Penta set the program record for the lowest ERA by a Tiger pitcher in SEC play. She tied the program record with six shutouts against league opponents and finished behind just Kristen Keyes (2004) in strikeouts in an SEC season with 138. Penta is just the fourth player in program history to win 12 or more SEC games.

» Etching her name on the freshman, sophomore and single-season record books, Penta enters the week with her name already on the top 10 in 20 Auburn pitching career categories.

MADDIE PENTA IN AUBURN RECORD BOOK

JUNIOR RECORDS		
1st	Earned Run Average	0.96
4th	Innings Pitched	196.0
2nd	Strikeouts	279

SEASON RECORDS [2023 STATS ONLY]		
1st	Earned Run Average	0.96
T1st	Combined Shutouts	10
2nd	Fewest Runs Allowed	32
2nd	Lowest Opponent Batting Average	.146
4th	Wins	27
4th	Strikeouts per Seven Innings	9.96
T4th	Fewest Earned Runs Allowed	32
5th	Walks Allowed per Seven Innings	1.46
5th	Strikeouts	279
4th	Shutouts	8
T8	Starts	31
T8	Complete Games	8
T8th	Fewest Hits Allowed	99

CAREER RECORDS		
1st	Fewest Hits Allowed	296
1st	Fewest Runs Allowed	136
T1st	Fewest Earned Runs Allowed	111
2nd	Most Strikeouts/7 Innings	9.54
2nd	Lowest Opponent Batting Average	.173
T2nd	Combined Shutouts	17
3rd	Earned Run Average	1.62
4th	Fewest Walks Allowed/7 Innings	2.02
4th	Strikeouts	653
6th	Fewest Walks Allowed	138
5th	Strikeouts Looking	119
5th	Starts	86
T5th	Complete Games	37
7th	Wins	58
T6th	Shutouts	13
8th	Innings Pitched	479.0
T9th	Fewest Home Runs Allowed	36
10th	Most At Bats Against	1,710
10th	Most Batters Faced	1,899
T10th	Appearances	100

BOMBS AWAY

» Getting back in the swing of things during the regular season of the season, Auburn's slugging numbers continue to be one of the tops in the SEC.

» So far this season, 13 different Tigers have delivered with a long ball with 10 Tigers slugging at least two. Auburn's proven slugger Bri Ellis leads the team with 12 home runs, a mark that is good for 10th in the SEC. She has recorded at least 10 home runs in her first two collegiate seasons.

» Ellis led the team and ranked third in the SEC a season ago with 20 home runs to surpass Kasey Cooper (2014) for the program's freshman home run record. Ellis also finished tied for second in single-season history for home runs.

» Taking down one Cooper record over the course of her freshman campaign, Ellis will need to slug seven additional home runs in 2023 to take down the program's sophomore record held by Cooper. Just 111 games into her Auburn career, Ellis is already 10th in school history in career home runs.

RECORD WATCH: CAREER HOME RUNS

SCORE BY INNING

	1st	2nd	3rd	4th	5th	6th	7th	EXTRAS	Total
AUBURN	65	39	45	60	39	22	19	1	290
OPPONENTS	16	21	22	22	22	7	11	3	124

NOTEBOOK

7. Kendall Veach (2016-19)	39
8. Holly Currie (2004-07)	36
9. Elizabeth Eisterhold (2009-12)	34
10. Bri Ellis (2022-Pr.)	32

PENTA EARNS SECOND SEC PITCHER OF THE WEEK HONOR

» With a record performance that carried No. 19 Auburn softball to a historic sweep, junior Maddie Penta was honored as the Southeastern Conference Co-Pitcher of the Week, the league office announced Tuesday.

» Penta shared the award with Georgia's Shelby Walters. Penta has won six SEC weekly honors over her career. This marked her second SEC Pitcher of the Week selection of the season as she won the award once in February. Penta has been named the conference's pitcher of the week three times in her career.

» The Chesapeake City, Maryland, native earned a pair of wins to help Auburn earn its first series win over Missouri since 2017 and its first series sweep of the opposing Tigers in school history.

» In 14.0 innings of work, Penta allowed three hits and one run to post a 0.50 earned run average. She struck out 25 batters and held Missouri to a .070 average. She issued just five walks in her two complete-game efforts.

» In Saturday's series opener, Penta tossed a complete-game shutout while striking out 17 batters to match her career high. She tied Auburn's program record for strikeouts in a SEC contest, joining Chardonnay Harris. Harris also struck out 17 in a performance versus Florida on April 17, 2019. Penta clinched the series sweep on Monday with a one-hit performance in the circle.

THE 100-100 CLUB EYING NEW MEMBERSHIP

» 100 Hits. 100 RBI. Since the inception of the program in 1997, only 18 players in school history have achieved this feat with a few upper classmen looking to stamp their name to earn a spot in the club.

ATHLETE	HITS	RBI	YEARS
Mary Petrie	229	160	1998-01
Michelle Martin	197	100	1998-01
Ashley Moore	261	131	1999-02
Sara Dean	226	124	2002-05
Holly Currie	205	151	2004-07
Sara Ghezzi	195	105	2004-07
Tatiana Fernandez	189	123	2006-09
Kyndall White	186	100	2008-11
Elizabeth Eisterhold	151	119	2009-12
Morgan Estell	261	145	2011-15
Brannidi Melero	228	208	2012-15
Emily Carosone	285	218	2013-16
Jade Rhodes	154	179	2013-16
Kasey Cooper	280	270	2014-17
Carlee Wallace	148	123	2015-17
Kendall Veach	131	119	2016-19
Courtney Shea	126	108	2015-18
Alyssa Rivera	209	129	2017-21

Lindsey Garcia	114	89	2020-Pr.
Bri Ellis	85	89	2022-Pr.

#BRIBOMBS: ELLIS EARNS NATIONAL HONORS BEHIND MASSIVE WEEK

» After turning in the best week of her collegiate career, the honors continued to pour in for Auburn softball's Bri Ellis as the sophomore slugger earned national recognition as the Louisville Slugger/National Fastpitch Coaches Association Division I Player of the Week.

» This marks the first time in program history that Auburn has earned a Player of the Week honor from the NFCA. Maddie Penta took home the organization's Division I Pitcher of the Week award in March of 2022. Ellis joins Emily Carosone as the only two players in program history to earn a national weekly honor. Carosone was selected USA Softball National Player of the Week in 2015.

» Over the Tigers' midweek win against UAB and perfect sweep of the Plainsman Invite, Ellis went 10-for-14 at the plate for a .714 batting average. Seven of Ellis's hits went for extra bases as she knocked three doubles and four home runs for a 1.786 slugging percentage. The Houston, Texas, native led the team with seven runs scored and 11 RBI. Drawing four walks, Ellis posted a .788 on-base percentage. Defensively, Ellis was perfect in the field behind 31 putouts.

CAN'T TOUCH THIS

» Recording six consecutive shutouts for the first time since 2016 during a dominating streak in March, Auburn has solidify the staff as one of the tops in the Southeastern Conference. Auburn is fourth in the SEC and 17th in the country with a 2.06 earned run average, allowing

just 105 earned runs through 55 games this season. Auburn leads the SEC and ranks behind only Oklahoma nationally with 22 shutouts this season. Auburn's 22 shutouts are the third most ever recorded in a single season on the Plains.

» The Tiger pitching staff leads the country with 439 strikeouts, and is just one of three staffs nationally to record over 400 strikeouts this season. Auburn also leads the country with a 5.70 strikeout-to-walk ratio, issuing just 71 walks compared to its 439 strikeouts. Maddie Penta, Annabelle Widra and Shelby Lowe all rank in the top six in the conference in individual strikeout-to-walk ratios.

» Widra and Penta have anchored the staff through the first two months of the season. The duo threw back-to-back no-hitters at the Plainsman Invite, marking the first time since the 2014 season Auburn has recorded the feat.

RANKINGS ROUND-UP: BACK-TO-BACK SERIES WINS LIFTS AUBURN IN THE RANKINGS

» After winning four straight SEC series to end the regular season, Auburn enters the SEC Tournament ranked in the top 15 in two of the four major polls.

» Auburn moved one spot to No. 16 in the latest USA Today/NFCA Coaches Poll. The Tigers remained at No. 15 in the latest ESPN.com/USA Softball Top 25. Auburn also earned a No. 15 ranking by D1 Softball, sliding down two spots in the poll. Auburn also fell two spots to No. 16 in the this week's Softball America Top 25..

» The Tigers have now been ranked by at least one major poll for 278 consecutive weeks, the third longest streak in program history.

PENTA CLAIMS FIRST SEC PITCHER OF THE WEEK HONOR OF 2023

» Combining for three shutout victories and closing opening weekend as the conference leader in strikeouts, Maddie Penta's junior season picked up right where she left off as her effort were celebrated with Southeastern Conference Pitcher of the Week honors.

» Penta has won five SEC weekly honors over her career. This marks her second SEC Pitcher of the Week selection after winning the award in March of 2022.

» The Chesapeake City, Maryland, native combined with Shelby Lowe to record three of Auburn's four shutouts over opening weekend. Penta was the pitcher of record for all three of starts, opening her junior campaign with a 3-0 mark. Penta has not allowed a run to score in 17.1 consecutive innings, dating back to the 2022 season.

» Over 15 innings of work in Clearwater, Penta scattered eight hits to hold opponents to a .145 average at the plate. The right-hander issued just three walk and one hit by pitch over her three appearances in the circle. Behind double-digit strikeout efforts against Fordham and Indiana, Penta closed opening weekend with 31 strikeouts. Penta was also named to the NFCA Leadoff Classic All-Tournament after helping the Tigers to a 4-1 mark over opening week.

MS. STEAL YOUR BASE

» The speedster returns for her junior campaign ready to wreck havoc on the bases. Makayla Packer led the team last season with 21 steals on 25 attempts. She finished seventh overall in the league in total steals while finishing sixth with an average of 0.42 stolen bases per game.

» After recording the second most steals by a Tiger freshman in her debut season, Packer shattered the program's sophomore record for steals, surpassing Shannon Anderson's record of 19 that had stood since 2003. Her steals total last season stood tied for third in a single season at Auburn.

» Packer holds the program's third highest career stolen base percentage (.870) while ranking in the top five in program history for career steals. The speedster was a perfect 16-for-16 in steals as a freshman, setting the program's single-season record for stolen base percentage.

RECORD WATCH: CAREER STOLEN BASES

1. Shannon Anderson (2002-04)	73 (73-83)
2. Victoria Draper (2014-18)	56 (56-64)
3. Makayla Packer (2021-Pr.)	47 (47-54)

PACK THE PLAINS

» Ending the regular season with four straight SEC home series wins, Auburn has set the standard as being one of the toughest environments for visiting teams, including selling out Jane B. Moore Field for all three games of the Ole Miss and LSU series and two games of the Mississippi State series

» Auburn currently ranks fifth in the country in accumulated attendance with a mark of 53,872 through 30 home dates. The SEC holds four of the top five spots in accumulated attendance.

» The Tigers currently average 1,796 fans per home contest, the ninth highest average in the country and the fifth best overall in the SEC.

AT THE HELM: DEAN ENTERS SIXTH SEASON ON THE PLAINS

» Head coach Mickey Dean enters his sixth season on the Plains.

Dean has guided to several firsts during his tenure, adding to his lofty coaching resume in the process.

» The 2022 season saw Dean guide the Tigers to the program's 900th victory behind a run-rule performance at Jacksonville State and record the second 40-win season in his tenure on the Plains.

» During his tenure on the Plains, Mickey Dean continues to overhaul the program's culture to return the Tigers back to the top of the SEC and gathered a long list of honors and firsts along the way:

MICKEY DEAN AUBURN HIGHLIGHTS

- The 15 straight wins to open the season were the most in SEC history among first-year head coaches.
- 500th Career Coaching Victory: Auburn 7, Western Illinois 0 on March 4, 2018.
- Auburn's 800th Program Win: Auburn 2, Kennesaw State 1 on April 4, 2018.
- All five members of the 2019 senior class was drafted in the 2019 National Pro Fastpitch Draft.
- Kendall Veach became program's 16th All-American (Softball America).
- 100th Victory at Auburn: Auburn 5, No. 19 South Carolina, 4 on Feb. 20, 2021.
- A program-record five SEC Freshman of the Week honors in 2021.
- 600th Career Coaching Victory: Auburn 3; Ole Miss 1 on April 25, 2021.
- First Auburn freshman pitcher in program history to earn All-SEC honors (Shelby Lowe)
- Program record four freshmen named to the 2021 SEC All-Freshman Team
- Auburn's 900th Program Win: Auburn 10, Jacksonville State 0 on Feb 23, 2022.
- Slugged a program record 38 home runs during the 2022 SEC slate.
- Maddie Penta earned the program's first NFCA/Division I National Pitcher of the Week honor on March 9, 2022.
- Bri Ellis becomes the first Auburn Tiger to win SEC Freshman of the Year in 20 years and the first to win the award outright.
- Maddie Penta becomes first Auburn pitcher to earn NFCA First Team All-Region honors
- Bri Ellis earned the first Louisville Slugger/NFCA Division I National Player of the Week honor on Feb. 28, 2023.
- First series sweep of Missouri in school history: Auburn 2, Missouri 1 on March 27, 2023
- First shutout win against Florida in Gainesville since 2017: Auburn 7, Florida 0 on April 8, 2023
- First series win against LSU since 2017: Auburn 1, LSU 0 on April 16, 2023
- First series win against Alabama in Tuscaloosa since 2017: Auburn 3, Alabama 1 on April 23, 2023.
- 200th Victory at Auburn: Auburn 10, No. 19 South Carolina, 0 on April 30, 2023.
- Concluded the 2023 season with his first winning record in SEC play and Auburn's highest finish in the SEC standings s 2017

HOME SWEET HOME

» The friendly confines of Jane B. Moore Field has been torturous for opponents during Mickey Dean's tenure at the helm.

» Auburn has won at least 18 games at home in five of Dean's six seasons on the Plains. The Tigers went 11-2 at home in 2020 before the season was suspended in March due to the COVID-19 pandemic. Auburn currently holds a 26-4 record at Jane B. Moore Field

» Dean holds the second-highest winning percentage in home games by a head coach in program history and has recorded the second most overall home wins by a Tiger head coach.

CAREER WINNING PERCENTAGE AT HOME

1. Clint Myers	.877	(122-17)
2. Mickey Dean	.810	(136-32)
3. Tina Deese	.643	(259-144)

RECORD WATCH

MILESTONE TRACKER

MILESTONE	PLAYER	HAS	NEEDS
700 Strikeouts	Maddie Penta	653	47
400 Strikeouts	Shelby Lowe	378	22
100 Hits	Sydney Cox	75	25
100 Hits	Aspyn Godwin	89	11
100 Hits	Carlee McCandichie	98	2
100 Hits	Nelia Peralta	93	7
100 Hits	Bri Ellis	85	15
100 RBI	Bri Ellis	89	11
100 RBI	Lindsey Garcia	89	11
100 RBI	Aspyn Godwin	71	29
100 Runs Scored	Makayla Packer	81	19
100 Runs Scored	Lindsey Garcia	81	19
50 Stolen Bases	Makayla Packer	47	3

CLASS RECORD TRACKER

SOPHOMORE HOME RUNS

3.	13	Haley Fagan	2015
4.	12	Mary Petrie	1999
	12	Kendall Veach	2017
	12	Bri Ellis	2023

SOPHOMORE SLUGGING PERCENTAGE (MIN. 75 AB)

3.	.654	Branndi Melero (153 AB)	2013
4.	.646	Emily Carosone (158 AB)	2014
5.	.613	Bri Ellis (137 AB)	2023

SOPHOMORE STOLEN BASES

2.	19	Shannon Anderson	2003
3.	16	Kristina McCain	2005
	16	Abbey Smith	2023

SOPHOMORE WALKS

2.	46	Carlee Wallace	2016
3.	40	Nelia Peralta	2023

JUNIOR EARNED RUN AVERAGE (MIN. 40 IP)

1.	0.96	Maddie Penta (196.0 IP)	2023
2.	1.36	Kaylee Carlson (206.1 IP)	2017
	1.36	Makayla Martin (134.0 IP)	2018

JUNIOR INNINGS PITCHED

2.	206.1	Kaylee Carlson	2017
3.	199.1	Anna Thompson	2009
4.	196.0	Maddie Penta	2023

JUNIOR STRIKEOUTS

1.	286	Holly Currie	2006
2.	279	Maddie Penta	2023

SEASON RECORD TRACKER

HIGHEST ON BASE PCT. (MIN. 100 AB)

9.	.518	Branndi Melero (171 AB)	2014
10.	.497	Nelia Peralta (141 AB)	2023

HIGHEST STOLEN BASE PCT. (MIN. 15 ATTEMPTS)

3.	.905	Shannon Anderson (19-21)	2003
4.	.889	Abbey Smith (16-118)	2023
5.	.882	Chris Steiner (15-17)	1999
	.882	Ashley Griffin (15-17)	2005

MOST STOLEN BASES

5.	19	Kim Blair (19-23)	1998
	19	Shannon Anderson (19-21)	2003
7.	18	Alyssa Rivera (18-21)	2019
8.	16	Kristina McCain (16-17)	2005
	16	Makayla Packer (16-16)	2021
	16	Abbey Smith (16-18)	2023

LOWEST EARNED RUN AVERAGE (MIN. 100 IP)

1.	0.96	Maddie Penta (196.0 IP)	2023
2.	1.06	Kristen Keyes (243.1 IP)	2004
3.	1.36	Kaylee Carlson (206.1 IP)	2017

LOWEST OPPONENT BATTING AVERAGE (MIN. 100 IP)

1.	.134	Kristen Keyes (243.1 IP)	2004
2.	.146	Maddie Penta (182.0 IP)	2023
3.	.148	Anna Thompson (167.1 IP)	2010

FEWEST WALKS ALLOWED/7 INN. (MIN. 100 IP)

4.	1.39	Kaylee Carlson (206.1 IP)	2017
5.	1.46	Maddie Penta (196.0 IP)	2023
6.	1.64	Kristen Keyes (243.1 IP)	2004

MOST STRIKEOUTS/7 INN. (MIN. 100 IP)

3.	10.37	Anna Thompson (159.1 IP)	2010
4.	9.96	Maddie Penta (196.0 IP)	2023
5.	9.66	Maddie Penta (195.0 IP)	2022

MOST WINS

1.	27	Kristen Keyes (27-12)	2004
	27	Kaylee Carlson (27-5)	2017
3.	26	Lexi Davis (26-3)	2015
4.	25	Maddie Penta (25-5)	2023

GAMES STARTED

5.	32	Kristen Keyes	2004
	32	Brenda Espinoza	1997
	32	Holly Currie	2006
8.	31	Beth DiPietro	2005
	31	Maddie Penta	2023

COMPLETE GAMES

7.	18	Beth DiPietro	2005
8.	16	Maddie Penta	2023
	16	Anna Thompson	2009
	16	Kristen Keyes	2003

MOST SHUTOUTS

1.	13	Kristen Keyes	2004
2.	9	Holly Currie	2005
	9	Holly Currie	2006
4.	8	Maddie Penta	2023

MOST COMBINED SHUTOUTS

1.	10	Makayla Martin	2018
	10	Shelby Lowe	2023
	10	Maddie Penta	2023

FEWEST HITS ALLOWED (MIN. 100 IP)

8.	99	Maddie Penta (196.0 IP)	2023
	99	Holly Currie (124.2 IP)	2007
	99	Angel Bunner (126.1 IP)	2012
	99	Chardonnay Harrie (106. IP)	2019

FEWEST RUNS ALLOWED (MIN. 100 IP)

2.	32	Maddie Penta (196.0 IP)	2023
3.	37	Lauren Schmalz (116.2 IP)	2012
4.	38	Brittany Day (102.1 IP)	2008

FEWEST EARNED ALLOWED (MIN. 100 IP)

4.	27	Maddie Penta (182.0 IP)	2023
	27	Brittany Day (102.1 IP)	2008
6.	30	Lauren Schmalz (116.2 IP)	2016

STRIKEOUTS

3.	286	Holly Currie	2006
4.	282	Anna Thompson	2010
5.	279	Maddie Penta	2023

FIELDING PERCENTAGE (MIN. 100 CHANCES)

1.	1.000	Aubrie Lisenby (167-14-0)	2023
	1.000	Elizabeth Eisterhold (429-46-0)	2009
	1.000	Austyn West (115-7-0)	2014
4.	.996	Aubrie Lisenby (212-14-1)	2022
5.	.995	Aspyn Godwin (208-12-1)	2023
6.	.995	Mckenzie Kilpatrick (165-19-1)	2014

CAREER RECORD TRACKER

HIGH STOLEN BASE PERCENTAGE (MIN. 30 ATTEMPTS)

1.	.880	Shannon Anderson (73-83)	2002-04
2.	.875	Victoria Draper (56-64)	2014-18
3.	.870	Makayla Packer (47-54)	2021-Pr.
4.	.846	Marcella Passarelli (33-39)	1998-01
5.	.844	Sara Dean (27-32)	2002-05
6.	.839	Abbey Smith (26-31)	2022-Pr.

TRIPLES

1.	11	Tiffany Howard	2013-16
2.	8	Sara Dean	2002-05
3.	6	Makayla Packer	2021-Pr.
	6	Carlee Wallace	2015-17
	6	Lauren Guzman	2009-12
	6	Kendall Veach	2016-19
7.	5	Aspyn Godwin	2019-Pr.
	5	Lindsey Garcia	2020-Pr.
	5	Whitney Jordan	2015-17
	5	Brittany Scott	2005-08
	5	Myesha Finney	2006-09
	5	Kyndall White	2008-11
	5	Ashley Griffin	2003-06
	5	Branndi Melero	2012-15

HOME RUNS

8.	36	Holly Currie	2004-07
9.	34	Elizabeth Eisterhold	2009-12
10.	32	Bri Ellis	2022-Pr.

RECORD WATCH

SACRIFICE FLIES

1.	11	Emily Carosone	2013-16
2.	9	Tannon Snow	2017-20
	9	Courtney Shea	2015-18
	9	Sara Dean	2002-05
5.	8	Lindsey Garcia	2020-Pr.
	8	Michelle Martin	1998-01
	8	Kasey Cooper	2014-17
	8	Amber Harrison	2009-12

STOLEN BASES

1.	73	Shannon Anderson (73-83)	2002-04
2.	56	Victoria Draper (56-64)	2014-18
3.	47	Makayla Packer (47-54)	2021-Pr.

EARNED RUN AVERAGE (MIN. 350 IP)

2.	1.61	Kaylee Carlson (520.2 IP)	2016-18
3.	1.62	Maddie Penta (479.0 IP)	2021-Pr.
4.	1.77	Kristen Keyes (637.0 IP)	2022-04

OPPONENT BATTING AVERAGE (MIN. 350 IP)

1.	.172	Anna Thompson (713.0 IP)	2007-10
2.	.173	Maddie Penta (479.0 IP)	2021-Pr.
3.	.181	Kristen Keyes (637.0 IP)	2022-04

FEWEST WALKS ALLOWED/7 INN. (MIN. 350 IP)

3.	1.98	Makayla Martin (485.1 IP)	2016-19
4.	2.02	Maddie Penta (479.0 IP)	2021-Pr.
5.	2.11	Lauren Schmalz (351.1 IP)	2008-12

MOST STRIKEOUTS/7 INN. (MIN. 350 IP)

1.	10.58	Anna Thompson (713.0 IP)	2007-10
2.	9.54	Maddie Penta (479.0 IP)	2021-Pr.
3.	8.50	Holly Currie (644.0 IP)	2004-07

WINS

3.	61	Makayla Martin (61-19)	2016-19
4.	60	Kristen Keyes (60-40)	2002-04
	60	Holly Currie (60-39)	2004-07
6.	59	Anna Thompson (59-54)	2007-10
7.	58	Maddie Penta (56-24)	2021-Pr.

SAVES

4.	8	Lauren Schmalz	2008-12
	8	Kaylee Carlson	2016-18
	8	Beth DiPietro	2004-06
7.	7	Mary Petrie	1998-01
	7	Shelby Lowe	2021-Pr.

APPEARANCES

8.	110	Makayla Martin	2016-19
9.	106	Kaylee Carlson	2016-18
10.	100	Maddie Penta	2021-Pr.
	100	Beth DiPietro	2004-06

GAMES STARTED

3.	90	Lexi Davis	2013-16
4.	88	Kristen Keyes	2002-04
5.	86	Maddie Penta	2021-Pr.

COMPLETE GAMES

4.	44	Kaylee Carlson	2016-18
5.	37	Lexi Davis	2013-16
	37	Maddie Penta	2021-Pr.

SHUTOUTS

4.	16	Makayla Martin	2016-19
5.	14	Kaylee Carlson	2016-18
6.	13	Beth DiPietro	2004-06
	13	Maddie Penta	2021-Pr.

COMBINED SHUTOUTS

1.	19	Kaylee Carlson	2016-18
2.	17	Makayla Martin	2016-19
	17	Ashlee Swindle	2017-20
	17	Maddie Penta	2021-Pr.
5.	14	Anna Thompson	2007-10
6.	13	Marcy Harper	2013-16
	13	Shelby Lowe	2021-Pr.

INNINGS PITCHED

6.	485.1	Makayla Martin	2016-19
7.	480.2	Jenee Loree	2009-12
8.	479.0	Maddie Penta	2021-Pr.

FEWEST HITS ALLOWED (MIN. 350 IP)

1.	296	Maddie Penta (479.0 IP)	2021-Pr.
2.	314	Lauren Schmalz (351.1 IP)	2008-12
3.	350	Beth DiPietro (418.0 IP)	2004-06

FEWEST RUNS ALLOWED (MIN. 350 IP)

1.	136	Maddie Penta (479.0 IP)	2021-Pr.
2.	145	Makayla Martin (485.1 IP)	2016-19
3.	158	Lauren Schmalz (351.1 IP)	2008-12

FEWEST EARNED RUNS ALLOWED (MIN. 350 IP)

1.	111	Maddie Penta (479.0 IP)	2021-Pr.
	111	Makayla Martin (485.1 IP)	2016-19
3.	116	Lauren Schmalz (351.1 IP)	2008-12

FEWEST WALKS ALLOWED (MIN. 350 IP)

6.	138	Maddie Penta (465.0 IP)	2021-Pr.
7.	153	Jennifer Lofton (418.0 IP)	2000-02
8.	178	Denisse Montalvo (412.2 IP)	1997-99

STRIKEOUTS

1.	1078	Anna Thompson	2007-10
2.	783	Holly Currie	2004-07
3.	727	Kristen Keyes	2002-04
4.	653	Maddie Penta	2021-Pr.
5.	480	Jenee Loree	2009-12
6.	378	Shelby Lowe	2021-Pr.

STRIKEOUTS LOOKING

3.	153	Holly Currie	2004-07
4.	131	Denisse Montalvo	1997-99
5.	119	Maddie Penta	2021-Pr.

FEWEST HOME RUNS ALLOWED (MIN. 350 IP)

9.	36	Maddie Penta (479.0 IP)	2021-Pr.
	36	Kristen Keyes (637.0 IP)	2002-04

MOST BATTERS FACED

8.	1980	Makayla Martin	2016-19
9.	1930	Angel Bunner	2008-12
10.	1899	Maddie Penta	2021-Pr.

MOST AT BATS AGAINST

8.	1765	Marcy Harper	2013-16
9.	1731	Angel Bunner	2008-12
10.	1710	Maddie Penta	2021-Pr.

HIGHEST FIELDING PERCENTAGE (MIN. 400 CHANCES)

1.	.998	Aubrie Lisenby (378-28-1)	2022-Pr.
2.	.994	Elizabeth Eisterhold (1414-152-9)	2009-12
3.	.991	Jade Rhodes (1305-44-12)	2013-16
4.	.990	Courtney Shea (510-58-6)	2015-18
5.	.989	Sara Dean (978-110-12)	2002-05
6.	.988	Bri Ellis (483-20-6)	2022-Pr.
7.	.988	Justus Perry (1212-36-15)	2017-21
8.	.987	Aspyn Godwin (793-57-11)	2019-Pr.
9.	.985	Michelle Martin (790-104-14)	1998-10

MOST PUTOUTS

7.	978	Sara Dean	2002-05
8.	945	Deni Zeigler	200-03
9.	793	Aspyn Godwin	2019-Pr.

AUBURN IN THE SEC...

AUBURN'S SEC RANKINGS

Batting Average	.277 (9)
Double Plays per Game	.13 (12)
Doubles	57 (11)
Doubles per Game	1.04 (11)
Earned Run Average	2.06 (4)
Fielding Percentage	.976 (4)
Hit Batters	16 (1)
Home Runs per Game	1.11 (5)
On-Base Percentage	.369 (10)
Scoring	5.27 (7)
Shutouts	22 (1)
Slugging Percentage	.465 (6)
Stolen Bases per Game	1.53 (4)
Strikeout-to-Walk Ratio	5.70 (1)
Triples per Game	.15 (11)
W/L Percentage	.709 (4)
Walks	182 (6)

INDIVIDUAL SEC RANKINGS

BRI ELLIS

10. Home Runs	12
11. Sacrifice Flies	3
13. Home Runs Per Game	0.22
14. Slugging Percentage	.613

LINDSEY GARCIA

16. Home Runs	10
---------------	----

SHELBY LOWE

1. Strikeout-to-Walk Ratio	10.00
1. Walks Allowed Per Seven Innings	0.77
11. Strikeouts Per Seven Innings	7.7

MADDIE PENTA

1. Victories	25
2. Earned Run Average	0.96
2. Innings Pitched	196.0
2. Strikeouts	279
2. Shutouts	8
2. Hits Allowed Per Seven Innings	3.54
4. Strikeout-to-Walk Ratio	6.80
5. Strikeouts Per Seven Innings	10.0
7. Walks Allowed Per Seven Innings	1.46

NELIA PERALTA

5. Walks Per Game	0.73
8. On Base Percentage	.497
15. Slugging Percentage	.603
19. Home Runs	9

ICCESS TRESVIK

24. Home Runs	8
---------------	---

ANNABELLE WIDRA

6. Strikeout-to-Walk Ratio	4.87
6. Walks Allowed Per Seven Innings	1.43
15. Strikeouts Per Seven Innings	6.9

SEC STANDINGS

RANK	SCHOOL	SEC RECORD	PCT.	OVERALL RECORD	PCT.
1.	Tennessee#	19-5	.792	41-8	.837
2.	Georgia	16-7	.696	39-12	.765
3.	AUBURN	15-9	.625	39-16	.709
4.	Arkansas	14-10	.583	38-16	.704
5.	Alabama	14-10	.583	38-17	.691
6.	LSU	13-11	.542	40-14	.741
7.	Texas A&M	12-12	.500	33-18	.647
8.	Florida	11-13	.458	35-19	.648
9.	Kentucky	10-14	.417	30-19-1	.610
10.	South Carolina	9-15	.375	34-19	.642
11.	Ole Miss	8-16	.333	29-25	.537
12.	Mississippi State	7-16	.304	28-24	.538
13.	Missouri	7-17	.292	33-23	.589

- SEC Regular Season Champions

THIS WEEK IN THE SEC...

Tuesday, May 9

No. 12 Mississippi State vs. No. 13 Missouri 6:30 p.m.

Wednesday, May 10

No. 6 LSU vs. No. 11 Ole Miss 10 a.m.

No. 7 Texas A&M vs. No. 10 South Carolina 35 minutes after Game Two

No. 5 Alabama vs. Game One Winner 4 p.m.

No. 8 Florida vs. No. 9 Kentucky 35 minutes after Game Four

Thursday, May 11

No. 3 Auburn vs. Game Two Winner 10 a.m.

No. 2 Georgia vs. Game Three Winner 35 minutes after Game Six

No. 4 Arkansas vs. Game Four Winner 4 p.m.

No. 1 Tennessee vs. Game Five Winner 35 minutes after Game Eight

Friday, May 12

Game Six Winner vs. Game Seven Winner 3 p.m.

Game Eight Winner vs. Game Nine Winner 35 minutes after Game 10

Saturday, May 13

Game 10 Winner vs. Game 11 Winner 4 p.m.

AUBURN ACROSS THE COUNTRY...

AUBURN’S SEC RANKINGS

Batting Average	.277 (107)
Double Plays per Game	.13 (276)
Doubles	57 (135)
Doubles per Game	1.04 (205)
Earned Run Average	2.06 (17)
Fielding Percentage	.976 (22)
Hit Batters	16 (40)
Home Runs per Game	1.11 (31)
On-Base Percentage	.369 (74)
Scoring	5.27 (46)
Shutouts	22 (2)
Slugging Percentage	.465 (43)
Stolen Bases per Game	1.53 (50)
Strikeout-to-Walk Ratio	5.70 (1)
Triples per Game	.15 (165)
W/L Percentage	.709 (32)
Walks	182 (29)

INDIVIDUAL NCAA RANKINGS

BRI ELLIS

71. Home Runs	12
---------------	----

SHELBY LOWE

1. Strikeout-to-Walk Ratio	10.00
5. Walks Allowed Per Seven Innings	0.77
66. Strikeouts Per Seven Innings	7.7

MADDIE PENTA

2. Strikeouts	279
4. Victories	25
5. Earned Run Average	0.96
7. Hits Allowed Per Seven Innings	3.54
8. Shutouts	8
10. Innings Pitched	196.0
13. Strikeouts Per Seven Innings	10.0
15. Strikeout-to-Walk Ratio	6.80
72. Walks Allowed Per Seven Innings	1.46

NELIA PERALTA

19. Walks Per Game	0.73
40. On Base Percentage	.497

ANNABELLE WIDRA

34. Strikeout-to-Walk Ratio	4.87
80. Walks Allowed Per Seven Innings	1.43

NCAA D1 ACTIVE CAREER LEADERS

BRI ELLIS

44. Slugging Percentage	.696
-------------------------	------

MADDIE PENTA

9. Strikeouts Per Seven Innings	9.54
15. Earned Run Average	1.62
24. Strikeouts	653
31. Victories	.707
38. Games Started	86

NFCA COACHES POLL

RK.	TEAM	RECORD
1.	Oklahoma (32)	49-1
2.	UCLA	50-4
3.	Florida State	47-8
4.	Tennessee	41-8
5.	Washington	37-11
6.	Duke	43-9
7.	Stanford	39-12
8.	Oklahoma State	41-13
9.	Clemson	45-8
10.	Texas	40-12-1
11.	LSU	40-14
12.	Arkansas	38-16
13.	Georgia	39-12
14.	Alabama	38-17
15.	Baylor	39-15
16.	AUBURN	39-16
17.	Oregon	35-14
18.	Florida	35-19
19.	Northwestern	35-11
20.	Wichita State	43-9
21.	Utah	34-13
22.	Kentucky	30-19-1
23.	Virginia Tech	36-17
24.	Central Arkansas	39-9
25.	Boston University	48-8

RV: Texas A&M, Louisiana, Marshall.

USA SOFTBALL POLL

RK.	TEAM	RECORD
1.	Oklahoma	49-1
2.	UCLA	50-4
3.	Florida State	47-8
4.	Tennessee	41-8
5.	Washington	37-11
6.	Stanford	39-12
7.	Texas	40-12-1
8.	Oklahoma State	41-13
9.	Duke	43-9
10.	Clemson	45-8
11.	Georgia	39-12
12.	Arkansas	38-16
13.	Alabama	38-17
14.	LSU	40-14
15.	AUBURN	39-16
16.	Baylor	39-15
17.	Utah	34-13
18.	Oregon	35-14
19.	Northwestern	35-11
20.	Wichita State	43-9
21.	Florida	35-19
22.	Virginia Tech	36-17
23.	Texas A&M	33-18
24.	Louisiana	43-13
25.	Central Arkansas	39-9

RV: Kentucky, Louisville, Minnesota, UCF, Arizona, Arizona State, California, Missouri.

D1 SOFTBALL POLL

RK.	TEAM	RECORD
1.	Oklahoma	49-1
2.	UCLA	50-4
3.	Florida State	47-8
4.	Tennessee	41-8
5.	Washington	37-11
6.	Duke	43-9
7.	Georgia	39-12
8.	Stanford	39-12
9.	LSU	40-14
10.	Clemson	45-8
11.	Texas	40-12-1
12.	Oklahoma State	41-13
13.	Baylor	39-15
14.	Arkansas	38-16
15.	AUBURN	39-16
16.	Alabama	38-17
17.	Utah	34-13
18.	Northwestern	35-11
19.	Central Arkansas	39-9
20.	Oregon	35-14
21.	Wichita State	43-9
22.	Texas A&M	33-18
23.	Minnesota	36-16
24.	Louisiana	43-13
25.	Cal State Fullerton	33-16

SOFTBALL AMERICA POLL

RK.	TEAM	RECORD
1.	Oklahoma	49-1
2.	UCLA	50-4
3.	Florida State	47-8
4.	Tennessee	41-8
5.	Washington	37-11
6.	Duke	43-9
7.	Clemson	45-8
8.	Georgia	39-12
9.	Stanford	39-12
10.	Texas	40-12-1
11.	Oklahoma State	41-13
12.	LSU	40-14
13.	Baylor	39-15
14.	Arkansas	38-16
15.	Utah	34-13
16.	AUBURN	39-16
17.	Alabama	38-17
18.	Northwestern	35-11
19.	Oregon	35-14
20.	Texas A&M	33-18
21.	Central Arkansas	39-9
22.	Wichita State	43-9
23.	Minnesota	36-16
24.	Virginia Tech	36-17
25.	Louisville	35-17

AU IN THE POLLS

WK	NFCA	USA	D1	SA	RPI
PRE	21	21	19	18	---
W1	21	21	23	21	---
W2	20	20	18	21	---
W3	19	21	20	20	---
W4	18	21	22	20	29
W5	19	22	24	22	32
W6	21	25	NR	NR	35
W7	19	23	NR	24	24
W8	19	23	NR	NR	24
W9	21	24	NR	NR	25
W10	19	20	20	20	22
W11	17	17	15	14	19
W12	17	15	13	14	20
W13	16	15	15	16	21

AUBURN BY THE NUMBERS

UNDER COACH DEAN...

	2023	AT AUBURN
Overall	39-16	202-106
Home	26-4	136-32
Away	8-7	36-47
Neutral	5-5	39-28
vs. SEC	15-9	54-67
Series Game One	6-2	18-24
Series Game Two	2-6	17-24
Series Game Three	7-1	20-20
vs. Non-Conference	24-7	148-38
Day Games	28-14	150-76
Night Games	11-2	52-29
Extra Innings	1-3	8-13
vs. Left-Handed Starters	2-1	19-17
vs. Right-Handed Starters	37-15	183-88
Starter receives decision	29-11	158-82
Reliever receives decision	8-4	41-23
Starter goes 5+ innings	20-6	127-52
Starter goes less than 5 inn.	17-9	73-53
Scoring First	34-4	154-27
Opponent Scores First	5-12	48-79
Leading after 5 Innings	23-3	134-11
Trailing after 5 Innings	1-10	10-73
Tied after 5 Innings	4-1	12-16
Leading after 6 Innings	23-2	127-5
Trailing after 6 Innings	0-10	4-78
Tied after 6 Innings	3-2	11-13
vs. Ranked Opponents	6-8	35-73
vs. Top-10 Opponents	0-2	7-30
Shutouts	22-3	80-28
One-Run Games	6-9	28-47
Two-Run Games	4-0	28-12
Scoring 0-2 Runs	5-11	20-76
Scoring 3-5 Runs	11-4	66-24
Scoring 6-9 Runs	14-1	79-6
Scoring 10+ Runs	9-0	37-0
Opponent Scores 0-2 Runs	34-3	161-25
Opponent Scores 3-5 Runs	4-6	35-38
Opponent Scores 6-9 Runs	1-6	6-33
Opponent Scores 10+ Runs	0-1	0-10
Out-Hit Opponent	32-4	167-12
Out-Hit by Opponent	5-11	22-85
Hits are Tied	2-1	13-9
Without Hitting a Home Run	8-9	57-62
Hitting a Home Run	31-7	145-44
Opponent Doesn't Hit a Homer	30-4	146-43
Opponent Hits a Home Run	9-12	56-63
Errorless	30-4	111-31
Committing One Error	4-8	58-40
Committing 2+ errors	5-4	32-35
Opponent is errorless	15-8	54-50

BY JERSEY

White	14-6	48-25
Navy	9-7	57-32
Orange	9-1	39-19
Gray	3-1	27-16
Pinstripe	4-1	28-14
Pink	0-0	3-0

BY DAY OF WEEK

Monday	1-0	4-1
Tuesday	0-0	3-1
Wednesday	5-1	22-4
Thursday	0-0	11-4
Friday	14-2	59-26
Saturday	9-12	55-46
Sunday	10-1	38-24

BY MONTH

February	15-1	84-16
March	12-8	39-29
April	10-6	38-37
May	2-1	11-24
June	0-0	0-0

VERSUS CONFERENCE

SEC	15-9
Alabama	2-1
Florida	1-2
Georgia	1-2
Mississippi State	2-1
LSU	2-1
Missouri	3-0
Ole Miss	2-1
South Carolina	2-1

ACC	0-2
Georgia Tech	0-1
Pitt	0-1

ASUN	3-0
Austin Peay	2-0
Jacksonville State	1-0

ATLANTIC 10	2-0
Dayton	1-0
Fordham	1-0

BIG 12	0-2
Oklahoma	0-2

BIG EAST	3-0
St. John's	1-0
Villanova	2-0

BIG SKY	1-0
Weber State	1-0

BIG TEN	2-2
Illinois	1-0
Indiana	1-0
Northwestern	0-2

C-USA	1-0
UAB	1-0

IVY LEAGUE	1-0
Brown	1-0

MAC	2-0
Bowling Green	2-0

NORTHEAST CONFERENCE	2-0
Merrimack	2-0

OVC	1-0
Tennessee Tech	1-0

SUMMIT	2-0
North Dakota State	2-0

SOUTHERN	1-0
Samford	1-0

SUN BELT	3-1
South Alabama	1-1
Troy	2-0

COME FROM BEHIND WINS [6]

DATE	OPPONENT	DEFICIT(S)	FINAL
Feb. 18	Villanova	0-1	9-3
Feb. 19	Austin Peay	0-1	5-1
March 4	Tennessee Tech	0-1	
		1-3	11-6
March 10	Georgia	1-2	6-5
April 12	Troy	0-2	7-5
May 5	Mississippi State	0-2	5-2

WALK-OFF WINS [8]

DATE	OPPONENT	SCORE (INN.)	GW PLAY
Feb. 10	Fordham	9-0 (6)	Godwin HR LF [Grand Slam]
Feb. 17	Villanova	8-0 (5)	Engelkes FC, RBI
Feb. 17	Dayton	10-2 (5)	Blaine scored on WP
Feb. 25	North Dakota St.	9-0 (6)	Garcia HR RF [Grand Slam]
March 5	Bowling Green	8-0 (5)	Bryant 1B LS, RBI
March 25	Missouri	2-1 (7)	Peralta FC, Roach scored on E4
March 27	Missouri	2-1 (7)	Bryant 1B RF, RBI
April 16	LSU	1-0 (9)	Packer 1B RS, RBI

AUBURN VS. RANKED OPPONENTS

2023 RESULTS				BREAKDOWN			
DATE	OPPONENT	RANKING	RESULT	YEAR	RECORD	RANKING	RECORD
March 10	Georgia	19	W, 6-5	1997	2-6	1	3-17
March 11	Georgia	19	L, 0-5	1998	1-11	2	3-13
March 11	Georgia	19	L, 4-5	1999	0-8-1	3	4-21
March 18	Oklahoma	1	L, 0-14 (5)	2000	4-14	4	10-17
March 19	Oklahoma	1	L, 1-7	2001	2-12	5	2-7
April 6	Florida	15	L, 2-3 (8)	2002	5-13	6	5-25
April 7	Florida	15	L, 3-6	2003	1-15	7	6-12
April 8	Florida	15	W, 7-0	2004	11-12	8	8-18
April 14	LSU	13	W, 5-3	2005	8-8	9	3-11
April 15	LSU	13	L, 2-3	2006	5-12	10	2-17
April 16	LSU	13	W, 1-0 (9)	2007	0-12	11	13-17
April 22	Alabama	14	L, 1-6	2008	5-14	12	15-12
April 22	Alabama	14	W, 5-1	2009	3-15	13	12-19
April 13	Alabama	14	W, 3-1	2010	2-17	14	6-17
				2011	7-14	15	15-15
				2012	4-14	16	12-15
				2013	2-10	17	2-5
				2014	10-14	18	9-13
				2015	22-9	19	7-12
				2016	19-11	20	4-8
				2017	13-10	21	5-13-1
				2018	9-11	22	3-1
				2019	7-17	23	7-3
				2020	2-7	24	3-8
				2021	6-16	25	2-7
				2022	5-13		
				2023	6-8		
				TOTAL	161-323-1	TOTAL	161-323-1

AUBURN HITTING BY THE NUMBERS

HITTING

Blaine Records Hit	16-5
Blaine Records Multi-Hit Game	3-0
Blaine Hits Home Run	1-1
Bryant Records Hit	17-8
Bryant Records Multi-Hit Game	4-2
Bryant Hits Home Run	3-2
Cooper Records Hit	1-0
Cooper Records Multi-Hit Game	0-0
Cooper Hits Home Run	0-0
Cox Records Hit	2-1
Cox Records Multi-Hit Game	1-0
Cox Hits Home Run	0-0
Elkins Records Hit	0-0
Elkins Records Multi-Hit Game	0-0
Elkins Hits Home Run	0-0
Ellis Records Hit	26-5
Ellis Records Multi-Hit Game	6-1
Ellis Hits Home Run	12-0
Engelkes Records Hit	3-0
Engelkes Records Multi-Hit Game	0-0
Engelkes Hits Home Run	1-0
Garcia Records Hit	23-7
Garcia Records Multi-Hit Game	7-2
Garcia Hits Home Run	8-1
Godwin Records Hit	13-5
Godwin Records Multi-Hit Game	0-1
Godwin Hits Home Run	5-0
Lisenby Records Hit	16-2
Lisenby Records Multi-Hit Game	3-0
Lisenby Hits Home Run	2-0
McCondichie Records Hit	23-2
McCondichie Records Multi-Hit Game	8-1
McCondichie Hits Home Run	2-0
McCrary Records Hit	16-5
McCrary Records Multi-Hit Game	7-0
McCrary Hits Home Run	1-0
McNemar Records Hit	0-0
McNemar Records Multi-Hit Game	0-0
McNemar Home Run	0-0
Milanowski Records Hit	3-0
Milanowski Records Multi-Hit Game	0-0
Milanowski Home Run	1-0
Packer Records Hit	17-5
Packer Records Multi-Hit Game	3-1
Packer Hits Home Run	0-0
Peralta Records Hit	26-8
Peralta Records Multi-Hit Game	11-4
Peralta Hits Home Run	5-2
Roach Records Hit	5-2
Roach Records Multi-Hit Game	0-0
Roach Hits Home Run	0-0
Roberts Records Hit	2-2
Roberts Records Multi-Hit Game	0-0
Roberts Hits Home Run	0-0
Smith Records Hit	4-1
Smith Records Multi-Hit Game	1-0
Smith Hits Home Run	0-0
Tresvik Records Hit	14-4
Tresvik Records Multi-Hit Game	3-2
Tresvik Hits Home Run	7-1
Widra Records Hit	7-0
Widra Records Multi-Hit Game	3-0
Widra Hits Home Run	3-0

LEADING OFF

Peralta	39-16
---------	-------

HOME RUNS

CAREER DINGERS	SOLO	2R	3R	GS	TOTAL
Ellis, Bri	17	10	5	---	32
Godwin, Aspyr	13	6	3	1	23
Garcia, Lindsey	9	6	4	2	21
Peralta, Nelia	13	6	---	---	19
Bryant, Denver	6	4	2	---	12
Packer, Makayla	7	4	---	1	12
Blaine, Jessie	5	2	4	---	11
Tresvik, Icass	6	2	---	---	8
McCondichie, Carlee	4	2	1	---	7
Cox, Sydney	5	1	---	---	6
Lisenby, Aubrie	1	2	1	---	4
Widra, Annabelle	1	2	---	---	2
Engelkes, Maia	---	2	---	---	2
McCrary, KK	1	---	---	---	1
McNemar, Riley	---	1	---	---	1
Milanowski, Axe	---	---	1	---	1

2023 BREAKDOWN

Total	61
At Jane B. Moore Field	36
On the Road	16
At Neutral Sites	9
vs. RHP	60
vs. LHP	1
w/0 Outs	31
w/1 Out	12
w/2 Outs	18
Solo	29
Two Run	21
Three Run	8
Grand Slam	3
Back-to-Back Jacks	1
Pinch-Hit Homer	2
Walk-Off	2
Opponent Total	34
Last HR Given Up	vs. Mississippi State (5/6/2023)
Consecutive Games w/o HR (Season Long)	1 (8)

2023 TOUCH'EM ALL TRACKER

PLAYER	DATE	OPPONENT	ON-BASE	OUTS
1. Peralta	Feb. 10	St. John's	0	0
2. Godwin	Feb. 10	Fordham	3	2
3. Widra	Feb. 11	Indiana	1	2
4. Godwin	Feb. 12	Illinois	1	0
5. Tresvik	Feb. 12	Illinois	0	2
6. Widra	Feb. 12	Illinois	1	2
7. Godwin	Feb. 17	Austin Peay	2	1
8. Garcia	Feb. 17	Austin Peay	2	1
9. Peralta	Feb. 17	Villanova	0	0
10. Garcia	Feb. 18	Villanova	3	2
11. Tresvik	Feb. 18	Villanova	0	1
12. Ellis	Feb. 18	Dayton	0	0
13. Tresvik	Feb. 19	Austin Peay	0	0
14. Blaine	Feb. 19	Austin Peay	2	2
15. Ellis	Feb. 22	UAB	1	0
16. Widra	Feb. 22	UAB	0	1
17. Tresvik	Feb. 22	UAB	1	1
18. Ellis	Feb. 24	Merrimack	2	0
19. Peralta	Feb. 24	Brown	0	0
20. McCondichie	Feb. 24	Brown	0	0
21. Tresvik	Feb. 24	Brown	1	0
22. Ellis	Feb. 24	Brown	2	2
23. Garcia	Feb. 25	North Dakota St.	3	1
24. Ellis	Feb. 25	Merrimack	0	0

PLAYER	DATE	OPPONENT	ON-BASE	OUTS
25. Milanowski	March 1	Troy	2	2
26. Ellis	March 3	Bowling Green	0	2
27. McCrary	March 3	South Alabama	0	0
28. Garcia	March 3	South Alabama	0	0
29. Engelkes	March 4	Tennessee Tech	1	0
30. Ellis	March 5	Bowling Green	1	2
31. Blaine	March 8	Georgia Tech	0	2
32. Peralta	March 10	Georgia	0	0
33. Ellis	March 10	Georgia	0	0
34. Garcia	March 10	Georgia	1	2
35. Bryant	March 17	Weber State	0	2
36. Bryant	March 18	Northwestern	1	1
37. Peralta	March 19	Oklahoma	0	0
38. Garcia	March 25	Missouri	1	0
39. Lisenby	March 25	Missouri	1	2
40. Garcia	March 29	Samford	0	0
41. Godwin	March 29	Samford	1	0
42. Ellis	March 31	Ole Miss	0	0
43. Godwin	March 31	Ole Miss	1	0
44. Lisenby	March 31	Ole Miss	1	1
45. Bryant	March 31	Ole Miss	1	1
46. Tresvik	April 6	Florida	0	2
47. Peralta	April 7	Florida	0	0
48. Peralta	April 7	Florida	1	0
49. Ellis	April 8	Florida	2	1
50. Garcia	April 14	LSU	1	1
51. Peralta	April 14	LSU	1	0
52. Garcia	April 15	LSU	0	0
53. Ellis	April 19	Jacksonville State	1	2
54. Ellis	April 19	Jacksonville State	0	0
55. Bryant	April 22	Alabama	0	0
56. Bryant	April 22	Alabama	2	2
57. Ellis	April 22	Alabama	0	0
58. McCondichie	April 23	Alabama	0	2
59. Tresvik	April 30	South Carolina	0	0
60. Peralta	May 7	Mississippi State	0	1
61. Garcia	May 7	Mississippi State	1	0

AUBURN HITTING BY THE NUMBERS

MULTIPLE-HIT GAMES	2	3	4	5+	2023	CAREER
Nelia Peralta	14	-	-	-	14	25
Carlee McCondichie	7	2	-	-	9	22
Lindsey Garcia	8	1	-	-	9	22
Bri Ellis	5	2	-	-	7	16
KK McCrary	7	-	-	-	7	7
Denver Bryant	6	-	-	-	6	14
Icless Tresvik	3	2	-	-	5	5
Makayla Packer	3	1	-	-	4	22
Jessie Blaine	3	-	-	-	3	12
Aubrie Lisenby	3	-	-	-	3	6
Annabelle Widra	3	-	-	-	3	3
Sydney Cox	1	-	-	-	1	15
Aspyn Godwin	1	-	-	-	1	12
Abbey Smith	1	-	-	-	1	1
Rose Roach	-	-	-	-	-	2
TEAM	65	8	0	0	73	184

MULTIPLE-RBI GAMES	2	3	4	5+	2023	CAREER
Bri Ellis	5	5	1	-	11	26
Lindsey Garcia	7	1	1	2	11	23
Aspyn Godwin	4	2	1	-	7	18
Icless Tresvik	5	1	-	-	6	6
Nelia Peralta	3	1	-	-	4	17
Carlee McCondichie	3	1	-	-	4	9
Denver Bryant	3	1	-	-	4	8
Jessie Blaine	2	1	-	-	3	12
Aubrie Lisenby	3	-	-	-	3	7
KK McCrary	-	3	-	-	3	3
Maia Engelkes	1	1	-	-	2	3
Rose Roach	2	-	-	-	2	3
Annabelle Widra	1	1	-	-	2	2
Axe Milanowski	1	1	-	-	2	2
Sydney Cox	1	-	-	-	1	10
Makayla Packer	-	-	-	-	-	10
Riley McNemar	-	-	-	-	-	2
TEAM	41	19	3	2	65	159

HITTING STREAKS	CURRENT	2023	CAREER
Carlee McCondichie	---	14	14
Nelia Peralta	1	11	11
Lindsey Garcia	3	9	11
Jessie Blaine	---	8	8
Bri Ellis	---	8	8
Aspyn Godwin	---	7	8
Makayla Packer	---	7	9
Icless Tresvik	---	5	5
Denver Bryant	4	5	6
Abbey Smith	---	4	4
Annabelle Widra	---	4	4
KK McCrary	---	4	4
Aubrie Lisenby	---	4	4
Maia Engelkes	---	3	3
Rose Roach	---	2	3
Axe Milanowski	---	2	2
Sydney Cox	1	1	6
Kenadie Cooper	---	1	1
Millie Roberts	---	1	1
Riley McNemar	---	---	1

REACHED BASE	CURRENT	2023	CAREER
Nelia Peralta	4	29	29
Bri Ellis	16	16	18
Carlee McCondichie	---	14	14
Lindsey Garcia	3	10	12
Jessie Blaine	---	10	10
Makayla Packer	---	7	13
Aspyn Godwin	---	7	9
Icless Tresvik	1	7	7
KK McCrary	---	7	7
Aubrie Lisenby	---	6	8
Denver Bryant	4	6	7
Abbey Smith	---	5	5
Maia Engelkes	---	4	4
Annabelle Widra	---	4	4
Sydney Cox	3	3	13
Axe Milanowski	---	3	3
Rose Roach	2	2	3
Millie Roberts	---	2	2
Kenadie Cooper	---	1	1
Skylar Elkins	---	1	1
Maddie Penta	1	1	1
Riley McNemar	---	---	2

TEAM SEASON RECORDS

SLUGGING PERCENTAGE

	TOTAL	YEAR
5.	.499 (1729 AB)	2005
6.	.476 (1549 AB)	2019
7.	.465 (1362 AB)	2023
8.	.441 (1577 AB)	2017

ON BASE PERCENTAGE

	TOTAL	YEAR
7.	.375 (1443 AB)	2022
8.	.375 (1433 AB)	2013
9.	.369 (1362 AB)	2023
10.	.369 (1549 AB)	2019

STOLEN BASE PERCENTAGE

	TOTAL	YEAR
3.	.854 (35-41)	2016
4.	.848 (84-99)	2023
5.	.839 (26-31)	2015

RUNS SCORED

	TOTAL	YEAR
6.	334	2017
7.	332	2019
8.	295	2018
9.	290	2023

TRIPLES

	TOTAL	YEAR
5.	12	2008
	12	2019
	12	2018
8.	11	2015
9.	10	2006
	10	2012
	8	2023

HOME RUNS

	TOTAL	YEAR
1.	99	2015
2.	89	2016
3.	86	2022
4.	83	2014
5.	68	2005
6.	66	2019
7.	61	2023

RUNS BATTED IN

	TOTAL	YEAR
6.	303	2017
7.	297	2019
8.	263	2018
9.	258	2023

WALKS

	TOTAL	YEAR
5.	215	2018
6.	201	2005
7.	182	2023

FEWEST STRIKEOUTS

	TOTAL	YEAR
9.	274	2012
10.	276	2023

STOLEN BASES

	TOTAL	YEAR
2.	99 (99-129)	2018
3.	86 (86-112)	1999
4.	84 (84-99)	2023

EARNED RUN AVERAGE

	TOTAL	YEAR
6.	2.01 (376.1)	2012
7.	2.03 (347.2)	2021
8.	2.06 (356.0)	2023

WINS

	TOTAL	YEAR
7.	41 (41-17)	2018
8.	40 (40-19)	2011
	40 (40-17)	2022
10.	39 (39-16)	2023
	39 (39-21)	2019

SHUTOUTS

	TOTAL	YEAR
1.	24	2004
2.	23	2018
3.	22	2023

STRIKEOUTS

	TOTAL	YEAR
4.	464	2022
5.	456	2009
6.	439	2023

FIELDING PERCENTAGE

	TOTAL	YEAR
1.	.979 (1174-481-35)	2014
2.	.978 (1192-533-39)	2018
3.	.976 1361-261-32)	2023
4.	.975 (1293-491-45)	2015

BOLD indicates entries during the Mickey Dean era.

2023 RESULTS

OVERALL RECORD: 39-16 || SEC: 15-9 || HOME: 26-4 || AWAY: 8-7 || NEUTRAL: 5-5

Date	Opponent	W/L	SCORE	INNINGS	OVERALL	SEC	PITCHER OF RECORD	ATTENDANCE	TIME
! Feb. 10, 2023	vs. St. John's	W	6-0	7	1-0-0	0-0-0	A. Widra (W, 1-0)	436	2:02
! Feb. 10, 2023	vs. Fordham	-W	9-0	6	2-0-0	0-0-0	M. Penta (W, 1-0)	429	2:10
! Feb. 11, 2023	vs. Pitt	L	7-8	7	2-1-0	0-0-0	I. Tresvik (L, 0-1)	412	2:51
! Feb. 11, 2023	vs. Indiana	W	9-0	7	3-1-0	0-0-0	M. Penta (W, 2-0)	389	2:30
! Feb. 12, 2023	vs. Illinois	W	10-0	5	4-1-0	0-0-0	M. Penta (W, 3-0)	421	1:35
@ Feb. 17, 2023	AUSTIN PEAY	W	11-1	5	5-1-0	0-0-0	A. Widra (W, 2-0)	1,471	1:48
@ Feb. 17, 2023	VILLANOVA	W	8-0	5	6-1-0	0-0-0	M. Penta (W, 4-0)	1,471	1:33
@ Feb. 18, 2023	VILLANOVA	W	9-3	7	7-1-0	0-0-0	S. Lowe (W, 1-0)	1,693	2:22
@ Feb. 18, 2023	DAYTON	W	10-2	5	8-1-0	0-0-0	M. Penta (W, 5-0)	1,693	1:52
@ Feb. 19, 2023	AUSTIN PEAY	W	5-1	7	9-1-0	0-0-0	M. Penta (W, 6-0)	1,613	2:08
Feb. 22, 2023	UAB	W	10-1	5	10-1-0	0-0-0	M. Penta (W, 7-0)	1,514	1:33
# Feb. 24, 2023	MERRIMACK	W	12-0	5	11-1-0	0-0-0	E. Rolfe (W, 1-0)	1,526	1:31
# Feb. 24, 2023	BROWN	W	9-0	5	12-1-0	0-0-0	A. Widra (W, 3-0)	1,526	1:17
# Feb. 25, 2023	NORTH DAKOTA STATE	W	9-0	6	13-1-0	0-0-0	M. Penta (W, 8-0)	1,665	1:45
# Feb. 25, 2023	MERRIMACK	W	7-0	7	14-1-0	0-0-0	A. Widra (W, 4-0)	1,665	2:20
# Feb. 26, 2023	NORTH DAKOTA STATE	W	4-0	7	15-1-0	0-0-0	S. Lowe (W, 2-0)	1,440	1:48
March 1, 2023	at Troy	W	11-0	7	16-1-0	0-0-0	M. Penta (W, 9-0)	1,822	2:21
\$ March 3, 2023	BOWLING GREEN	W	9-1	5	17-1-0	0-0-0	A. Widra (W, 5-0)	1,547	1:49
\$ March 3, 2023	SOUTH ALABAMA	W	3-0	7	18-1-0	0-0-0	M. Penta (W, 10-0)	1,547	1:36
\$ March 4, 2023	SOUTH ALABAMA	L	1-2	7	18-2-0	0-0-0	S. Lowe (L, 2-1)	1,720	1:46
\$ March 4, 2023	TENNESSEE TECH	W	11-6	7	19-2-0	0-0-0	A. Widra (W, 6-0)	1,720	1:59
\$ March 5, 2023	BOWLING GREEN	W	8-0	5	20-2-0	0-0-0	M. Penta (W, 11-0)	1,589	1:58
March 8, 2023	at Georgia Tech	L	1-2	7	20-3-0	0-0-0	S. Lowe (L, 2-2)	285	2:12
* March 10, 2023	at #19 Georgia	W	6-5	7	21-3-0	1-0-0	A. Widra (W, 7-0)	1,115	2:37
* March 11, 2023	at #19 Georgia-1	L	0-5	7	21-4-0	1-1-0	S. Lowe (L, 2-3)	1,081	2:20
* March 11, 2023	at #19 Georgia-2	L	4-5	(10)	21-5-0	1-2-0	M. Penta (L, 11-1)	1,081	2:23
% March 17, 2023	vs. Weber State	W	4-2	7	22-5-0	1-2-0	S. Lowe (W, 3-3)	845	2:07
% March 17, 2023	vs. Northwestern	L	1-2	7	22-6-0	1-2-0	M. Penta (L, 11-2)	934	2:05
% March 18, 2023	vs. Northwestern	L	5-6	7	22-7-0	1-2-0	M. Penta (L, 11-3)	1,025	2:21
% March 18, 2023	vs. #1 Oklahoma	L	0-14	5	22-8-0	1-2-0	A. Widra (L, 7-1)	5,185	2:03
% March 19, 2023	vs. #1 Oklahoma	L	1-7	7	22-9-0	1-2-0	M. Penta (L, 11-4)	4,172	2:16
* March 25, 2023	MISSOURI-1	W	4-0	7	23-9-0	2-2-0	M. Penta (W, 12-4)	1,557	2:00
* March 25, 2023	MISSOURI-2	W	2-1	7	24-9-0	3-2-0	A. Widra (W, 8-1)	1,709	2:22
* March 25, 2023	MISSOURI	W	2-1	7	25-9-0	4-2-0	M. Penta (W, 13-4)	1,672	2:20
March 29, 2023	at Samford	W	10-0	5	26-9-0	4-2-0	M. Penta (W, 14-4)	679	2:02
* March 31, 2023	OLE MISS	W	8-2	7	27-9-0	5-2-0	M. Penta (W, 15-4)	2,316	2:37
* April 1, 2023	OLE MISS	L	1-4		27-10-0	5-3-0	A. Widra (L, 8-2)	2,316	2:05
* April 2, 2023	OLE MISS	W	1-0	7	28-10-0	6-3-0	M. Penta (W, 16-4)	2,316	1:53
* April 6, 2023	at #15 Florida	L	2-3	(8)	28-11-0	6-4-0	M. Penta (L, 16-5)	1,846	1:36
* April 7, 2023	at #15 Florida	L	3-6	7	28-12-0	6-5-0	A. Widra (L, 8-3)	2,235	2:05
* April 8, 2023	at #15 Florida	W	7-0	7	29-12-0	7-5-0	M. Penta (W, 17-5)	2,382	2:12
April 12, 2023	TROY	W	7-5	7	30-12-0	7-5-0	M. Penta (W, 18-5)	1,696	2:07
* April 14, 2023	#13 LSU	W	5-3	7	31-12-0	8-5-0	M. Penta (W, 19-5)	2,316	1:56
* April 15, 2023	#13 LSU	L	2-3	7	31-13-0	8-6-0	S. Lowe (L, 3-4)	2,316	2:12
* April 16, 2023	#13 LSU	W	1-0	(9)	32-13-0	9-6-0	S. Lowe (W, 4-4)	2,316	2:49
April 19, 2023	JACKSONVILLE STATE	W	3-0	7	33-13-0	9-6-0	S. Lowe (W, 5-4)	1,658	1:53
* April 22, 2023	at #14 Alabama-1	L	1-6	7	33-14-0	9-7-0	S. Lowe (L, 5-5)	3,940	1:57
* April 22, 2023	at #14 Alabama-2	W	5-1	7	34-14-0	10-7-0	M. Penta (W, 20-5)	3,940	2:17
* April 23, 2023	at #14 Alabama	W	3-1	7	35-14-0	11-7-0	M. Penta (W, 21-5)	3,940	2:22
* April 28, 2023	at South Carolina	W	1-0	7	36-14-0	12-7-0	M. Penta (W, 22-5)	1,727	2:26
* April 29, 2023	at South Carolina	L	0-8	5	36-15-0	12-8-0	A. Widra (L, 8-4)	2,162	1:47
* April 30, 2023	at South Carolina	W	10-0	5	37-15-0	13-8-0	M. Penta (W, 23-5)	1,943	2:18
* May 5, 2023	MISSISSIPPI STATE	W	5-2	7	38-15-0	14-8-0	M. Penta (W, 24-5)	1,652	2:34
* May 6, 2023	MISSISSIPPI STATE	L	4-5	(9)	38-16-0	14-9-0	A. Widra (L, 8-5)	2,316	3:21
* May 7, 2023	MISSISSIPPI STATE	W	3-0	7	39-16-0	15-9-0	M. Penta (W, 25-5)	2,316	2:06

() EXTRA INNINGS GAME | * - Southeastern Conference Game | ! - NFCA Leadoff Classic (Clearwater, Florida) | @ - Tiger Invitational (Auburn, Alabama)
 # - Plainsman Invite (Auburn, Alabama) | \$ - Jane B. Moore Memorial (Auburn, Alabama) | % - Omni Hall of Fame Classic (Oklahoma City, Oklahoma)

2023 OVERALL STATISTICS



2023 Auburn Softball
Overall Statistics for Auburn (as of May 07, 2023)
(All games Sorted by Batting avg)



Record: 39-16 Home: 26-4 Away: 8-7 Neutral: 5-5 SEC: 15-9

Player	avg	gp-gs	ab	r	h	2b	3b	hr	rbi	tb	slg%	bb	hp	so	gdp	ob%	sf	sh	sb-att	po	a	e	fld%
13 Nelia Peralta	.340	55-55	141	38	48	6	2	9	21	85	.603	40	5	19	0	.497	1	0	4-7	61	69	4	.970
12 Carlee McCondichie	.303	53-49	119	24	36	5	1	2	22	49	.412	7	1	17	0	.341	2	2	4-6	60	42	4	.962
77 Bri Ellis	.292	55-55	137	22	40	8	0	12	40	84	.613	24	6	34	0	.412	3	0	2-2	232	9	3	.988
5 Lindsey Garcia	.271	54-54	144	29	39	8	1	10	38	79	.549	16	2	27	1	.352	0	1	7-8	38	1	1	.975

25 Kenadie Cooper	.333	40-0	3	14	1	1	0	0	0	2	.667	0	0	0	0	.333	0	0	4-6	0	0	0	.000
7 Denver Bryant	.320	51-37	100	18	32	2	1	5	16	51	.510	12	1	25	0	.398	0	1	3-3	26	28	9	.857
10 Makayla Packer	.307	48-40	88	19	27	2	2	0	5	33	.375	6	1	30	1	.358	0	3	10-13	49	2	1	.981
20 Abbey Smith	.300	53-3	20	25	6	0	0	0	0	6	.300	2	0	3	0	.364	0	1	16-18	18	1	0	1.000
0 Aspyr Godwin	.278	42-28	72	9	20	3	0	5	19	38	.528	5	0	17	2	.325	0	2	0-0	208	12	1	.995
23 Axe Milanowski	.273	20-1	11	5	3	1	0	1	6	7	.636	4	1	6	0	.500	0	0	2-2	27	3	1	.968
16 KK McCrary	.264	47-37	106	13	28	9	0	1	17	40	.377	5	1	13	1	.304	0	2	7-7	18	0	1	.947
66 Annabelle Widra	.250	23-17	40	5	10	1	0	3	7	20	.500	3	0	11	1	.302	0	1	1-1	7	20	3	.900
11 Aubrie Lisenby	.247	43-32	85	8	21	2	0	2	9	29	.341	11	2	17	1	.343	1	2	1-2	167	14	0	1.000
3 Icess Tresvik	.236	52-44	106	18	25	4	0	8	20	53	.500	13	0	25	3	.317	1	0	7-7	59	3	0	1.000
31 Millie Roberts	.235	23-0	17	2	4	1	0	0	4	5	.294	3	0	6	0	.333	1	0	1-1	0	0	0	.000
17 Maia Engelkes	.231	14-1	13	4	3	1	0	1	7	7	.538	3	1	1	0	.412	0	0	0-0	0	0	0	.000
22 Jessie Blaine	.230	50-31	100	10	23	0	1	2	17	31	.310	13	2	11	0	.328	1	1	3-3	46	3	0	1.000
99 Rose Roach	.219	40-9	32	12	7	2	0	0	5	9	.281	3	0	9	0	.278	1	2	9-10	22	19	4	.911
2 Sydney Cox	.174	25-6	23	5	4	1	0	0	5	5	.217	9	1	4	0	.424	0	2	0-0	7	0	0	1.000
15 Skylar Elkins	.000	31-0	4	7	0	0	0	0	0	0	.000	2	0	1	0	.333	0	0	3-3	19	0	0	1.000
4 Emmah Rolfe	.000	1-0	1	0	0	0	0	0	0	0	.000	0	0	0	0	.000	0	0	0-0	0	4	0	1.000
9 Maddie Penta	.000	1-0	0	1	0	0	0	0	0	0	.000	1	0	0	0	1.000	0	1	0-0	3	27	0	1.000
18 Riley McNemar	.000	6-0	0	2	0	0	0	0	0	0	.000	0	0	0	0	.000	0	0	0-0	0	0	0	.000
Totals	.277	55	1362	290	377	57	8	61	258	633	.465	182	24	276	10	.369	11	21	84-99	1068	261	32	.976
Opponents	.196	55	1308	124	257	39	6	34	108	410	.313	77	16	439	3	.249	6	11	31-40	1023	356	66	.954

LOB - Team (287), Opp (226). DPs turned - Team (7), Opp (24). IBB - Team (6), B. Ellis 5, N. Peralta 1, Opp (4). Picked off - A. Lisenby 1.

(All games Sorted by Earned run avg)

Player	era	w-l	app	gs	cg	sho	sv	ip	h	r	er	bb	so	2b	3b	hr	b/avg	wp	hp	bks	sfa	sha
9 Maddie Penta	0.96	25-5	37	31	16	8/10	2	196.0	99	32	27	41	279	8	4	13	.146	7	8	0	0	5
66 Annabelle Widra	2.76	8-5	23	11	3	2/4	2	73.2	70	37	29	15	73	12	1	8	.243	2	4	0	0	5
55 Shelby Lowe	2.87	5-5	27	11	0	0/10	1	63.1	55	29	26	7	70	14	1	10	.223	2	4	0	2	1

4 Emmah Rolfe	5.62	1-0	11	1	0	0/2	0	18.2	23	17	15	14	13	3	0	2	.311	5	0	0	3	0
3 Icess Tresvik	12.92	0-1	4	1	0	0/1	0	4.1	10	9	8	0	4	2	0	1	.435	0	0	0	1	0
Totals	2.06	39-16	55	55	19	22/12	5	356.0	257	124	105	77	439	39	6	34	.196	16	16	0	6	11
Opponents	4.76	16-39	55	55	18	3/0	2	341.0	377	290	232	182	276	57	8	61	.277	32	24	0	11	21

PB - Team (10), A. Godwin 3, A. Lisenby 3, S. Elkins 2, J. Blaine 2, Opp (9). Pickoffs - Team (1), A. Lisenby 1, Opp (1). SBA/ATT - M. Penta (18-25), A. Godwin (17-19), A. Lisenby (10-17), E. Rolfe (7-7), A. Widra (3-5), J. Blaine (4-4), S. Lowe (3-3).

2023 CONFERENCE STATISTICS



2023 Auburn Softball
Conference statistics for Auburn (as of May 07, 2023)
(SEC games only Sorted by Batting avg)



Record: 15-9 Home: 9-3 Away: 6-6 SEC: 15-9

Player	avg	gp-gs	ab	r	h	2b	3b	hr	rbi	tb	slg%	bb	hp	so	gdp	ob%	sf	sh	sb-att	po	a	e	fld%
7 Denver Bryant	.322	24-21	59	7	19	2	0	3	10	30	.508	8	0	12	0	.403	0	0	2-2	21	19	3	.930
13 Nelia Peralta	.299	24-24	67	12	20	2	0	5	8	37	.552	15	2	8	0	.435	1	0	1-3	35	33	2	.971
11 Aubrie Lisenby	.278	24-20	54	4	15	1	0	2	7	22	.407	7	1	15	0	.365	1	2	1-2	76	10	0	1.000
77 Bri Ellis	.242	24-24	62	7	15	2	0	4	9	29	.468	16	2	19	0	.413	0	0	0-0	125	6	2	.985
10 Makayla Packer	.240	23-23	50	5	12	0	0	0	2	12	.240	3	1	18	1	.296	0	3	5-6	39	2	1	.976
5 Lindsey Garcia	.192	24-24	73	8	14	1	0	5	11	30	.411	4	0	15	1	.234	0	1	1-1	24	1	1	.962
3 Icess Tresvik	.173	23-19	52	5	9	2	0	2	4	17	.327	7	0	15	3	.271	0	0	2-2	28	0	0	1.000

31 Millie Roberts	.250	5-0	4	0	1	0	0	0	0	1	.250	0	0	3	0	.250	0	0	0-0	0	0	0	.000
2 Sydney Cox	.250	5-0	4	0	1	0	0	0	0	1	.250	1	0	0	0	.400	0	1	0-0	1	0	0	1.000
16 KK McCrary	.222	21-14	45	3	10	2	0	0	6	12	.267	2	1	7	1	.271	0	1	2-2	3	0	1	.750
0 Aspyr Godwin	.222	19-9	27	2	6	1	0	1	4	10	.370	2	0	7	1	.276	0	1	0-0	75	5	0	1.000
99 Rose Roach	.214	16-6	14	3	3	0	0	0	2	3	.214	2	0	5	0	.294	1	2	1-2	14	9	0	1.000
22 Jessie Blaine	.179	20-10	39	1	7	0	0	0	2	7	.179	2	2	8	0	.250	1	0	0-0	21	1	0	1.000
12 Carlee McCondichie	.154	22-18	39	4	6	1	0	1	3	10	.256	2	1	6	0	.214	0	1	1-2	25	16	2	.953
20 Abbey Smith	.000	22-1	6	8	0	0	0	0	0	0	.000	0	0	1	0	.000	0	1	5-6	10	1	0	1.000
66 Annabelle Widra	.000	4-3	6	0	0	0	0	0	0	0	.000	0	0	3	0	.000	0	1	0-0	2	4	0	1.000
17 Maia Engelkes	.000	1-0	1	0	0	0	0	0	0	0	.000	0	0	1	0	.000	0	0	0-0	0	0	0	.000
15 Skylar Elkins	.000	15-0	0	6	0	0	0	0	0	0	.000	0	0	0	0	.000	0	0	3-3	0	0	0	.000
23 Axe Milanowski	.000	1-0	0	0	0	0	0	0	0	0	.000	0	0	0	0	.000	0	0	0-0	1	0	0	1.000
25 Kenadie Cooper	.000	17-0	0	5	0	0	0	0	0	0	.000	0	0	0	0	.000	0	0	1-1	0	0	0	.000
Totals	.229	24	602	80	138	14	0	23	68	221	.367	71	10	143	7	.319	4	14	25-32	502	128	12	.981
Opponents	.202	24	609	61	123	22	2	17	54	200	.328	49	11	172	0	.273	2	7	20-26	494	184	20	.971

LOB - Team (127), Opp (115). DPs turned - Team (2), Opp (14). IBB - Team (5), B. Ellis 4, N. Peralta 1, Opp (4). Picked off - A. Lisenby 1.

(SEC games only Sorted by Earned run avg)

Player	era	w-l	app	gs	cg	sho	sv	ip	h	r	er	bb	so	2b	3b	hr	b/avg	wp	hp	bk	sfa	sha
9 Maddie Penta	1.02	12-2	16	15	13	6/1	1	110.1	54	19	16	29	138	5	2	8	.143	6	5	0	0	3
66 Annabelle Widra	4.10	2-4	9	3	0	0/0	0	29.0	33	19	17	9	18	7	0	4	.287	1	4	0	0	4

55 Shelby Lowe	4.85	1-3	9	6	0	0/1	0	21.2	29	15	15	3	15	10	0	4	.312	1	2	0	1	0
4 Emmah Rolfe	8.84	0-0	4	0	0	0/0	0	6.1	7	8	8	8	1	0	0	1	.292	3	0	0	1	0
Totals	2.34	15-9	24	24	13	7/1	1	167.1	123	61	56	49	172	22	2	17	.202	11	11	0	2	7
Opponents	2.42	9-15	24	24	8	2/0	1	164.2	138	80	57	71	143	14	0	23	.229	12	10	0	4	14

PB - Team (4), A. Lisenby 2, A. Godwin 1, J. Blaine 1, Opp (3). Pickoffs - Team (1), A. Lisenby 1, Opp (1). SBA/ATT - M. Penta (13-18), A. Godwin (13-14), A. Lisenby (6-11), E. Rolfe (4-4), A. Widra (2-3), S. Lowe (1-1), J. Blaine (1-1).

2023 TEAM HITTING LEADERS

BATTING AVERAGE			SLUGGING PCT.			ON BASE PCT.		
1.	Nelia Peralta	.340	1.	Bri Ellis	.613	1.	Nelia Peralta	.497
2.	Carlee McCondichie	.303	2.	Nelia Peralta	.603	2.	Bri Ellis	.412
3.	Bri Ellis	.292	3.	Lindsey Garcia	.549	3.	Lindsey Garcia	.352
4.	Lindsey Garcia	.271	4.	Carlee McCondichie	.412	4.	Carlee McCondichie	.341
RUNS SCORED			HITS			RUNS BATTED IN		
1.	Nelia Peralta	38	1.	Nelia Peralta	48	1.	Bri Ellis	40
2.	Lindsey Garcia	29	2.	Bri Ellis	40	2.	Lindsey Garcia	38
3.	Abbey Smith	25	3.	Lindsey Garcia	39	3.	Carlee McCondichie	22
4.	Carlee McCondichie	24	4.	Carlee McCondichie	36	4.	Nelia Peralta	21
5.	Bri Ellis	22	5.	Denver Bryant	32		Icless Tresvik	20
DOUBLES			TRIPLES			HOME RUNS		
1.	KK McCrary	9	1.	Nelia Peralta	2	1.	Bri Ellis	12
2.	Lindsey Garcia	8		Makayla Packer	2	2.	Lindsey Garcia	10
	Bri Ellis	8	3.	Four tied at ...	1	3.	Nelia Peralta	9
4.	Nelia Peralta	6				4.	Icless Tresvik	8
5.	Carlee McCondichie	5				5.	Two tied at ...	5
TOTAL BASES			WALKS			HIT BY PITCH		
1.	Bri Ellis	85	1.	Nelia Peralta	40	1.	Bri Ellis	6
2.	Nelia Peralta	84	2.	Bri Ellis	24	2.	Nelia Peralta	5
3.	Lindsey Garcia	79	3.	Lindsey Garcia	16	3.	Lindsey Garcia	2
4.	Icless Tresvik	53	4.	Jessie Blaine	13		Aubrie Lisenby	2
5.	Denver Bryant	51		Icless Tresvik	13		Jessie Blaine	2
SAC BUNTS			SAC FLIES			STOLEN BASES		
1.	Makayla Packer	3	1.	Bri Ellis	3	1.	Abbey Smith	16
2.	Six tied at ...	2	2.	Carlee McCondichie	2	2.	Makayla Packer	10
			3.	Six tied at ...	1	3.	Rose Roach	9
						4.	Three tied at ...	7

2023 TEAM PITCHING LEADERS

EARNED RUN AVG.			OPP. BATTING AVG.			WIN-LOSS PCT.		
1.	Maddie Penta	0.96	1.	Maddie Penta	.146	1.	Maddie Penta	.833
2.	Annabelle Widra	2.76	2.	Shelby Lowe	.223	2.	Annabelle Widra	.615
3.	Shelby Lowe	2.87	3.	Annabelle Widra	.243	3.	Shelby Lowe	.500
WINS			SAVES			INNINGS PITCHED		
1.	Maddie Penta	25	1.	Maddie Penta	2	1.	Maddie Penta	196.0
2.	Annabelle Widra	8		Annabelle Widra	2	2.	Annabelle Widra	73.2
3.	Shelby Lowe	5	3.	Shelby Lowe	1	3.	Shelby Lowe	63.1
4.	Emmah Rolfe	1						
STRIKEOUTS			SO LOOKING			APPEARANCES		
1.	Maddie Penta	279	1.	Maddie Penta	40	1.	Maddie Penta	37
2.	Annabelle Widra	73	2.	Annabelle Widra	22	2.	Shelby Lowe	27
3.	Shelby Lowe	70	3.	Shelby Lowe	10	3.	Annabelle Widra	23
4.	Emmah Rolfe	13	4.	Emmah Rolfe	4	4.	Emmah Rolfe	11
5.	Icless Tresvik	4				5.	Icless Tresvik	4
GAMES STARTED			GAMES FINISHED			GAMES IN RELIEF		
1.	Maddie Penta	31	1.	Shelby Lowe	13			
2.	Annabelle Widra	11	2.	Annabelle Widra	9	1.	Shelby Lowe	16
	Shelby Lowe	11	3.	Emmah Rolfe	6	2.	Annabelle Widra	12
4.	Icless Tresvik	1	4.	Maddie Penta	5	3.	Emmah Rolfe	10
	Emmah Rolfe	1	5.	Icless Tresvik	3	4.	Maddie Penta	6
						5.	Icless Tresvik	3

2023 TEAM FIELDING LEADERS

FIELDING PCT.			PUTOUTS			ASSISTS		
1.	Aubrie Lisenby	1.000	1.	Bri Ellis	232	1.	Nelia Peralta	69
	Jessie Blaine	1.000	2.	Aspyn Godwin	208	2.	Carlee McCondichie	42
	Icless Tresvik	1.000	3.	Aubrie Lisenby	167	3.	Denver Bryant	28
	Abbey Smith	1.000	4.	Nelia Peralta	61	4.	Maddie Penta	27
	Maddie Penta	1.000	5.	Carlee McCondichie	60	5.	Annabelle Widra	20

AUBURN HITTING BY OPPONENT

OPPONENT	G	W-L	AVG.	R	H	2B	3B	HR	BB	SO	SB-ATT	SLG	OBP
St. John's	1	1-0	.308	6	8	2	0	1	4	4	2-3	.500	.400
Fordham	1	1-0	.200	9	4	0	1	1	10	1	4-4	.450	.469
Pitt	1	0-1	.345	7	10	2	1	0	4	5	2-2	.483	.459
Indiana	1	1-0	.394	9	13	1	1	1	2	2	1-2	.576	.432
Illinois	1	1-0	.407	10	11	2	0	3	4	3	3-3	.815	.484
Austin Peay	2	2-0	.412	16	21	1	0	4	5	7	1-1	.667	.464
Villanova	2	2-0	.358	17	19	0	0	3	5	7	5-5	.528	.414
Dayton	1	1-0	.421	10	8	1	1	1	7	4	4-4	.737	.577
UAB	1	1-0	.520	10	13	2	1	3	1	2	2-3	1.040	.538
Merrimack	2	2-0	.392	19	20	6	0	2	11	6	5-5	.627	.492
Brown	1	1-0	.450	9	9	1	0	4	3	2	2-3	1.100	.522
North Dakota State	2	2-0	.333	13	18	6	0	1	5	7	8-8	.500	.390
Troy	2	2-0	.296	18	16	5	1	1	5	8	4-5	.481	.385
Bowling Green	2	2-0	.297	17	11	5	0	2	9	4	4-4	.595	.438
South Alabama	2	1-1	.156	4	7	0	1	2	5	10	3-3	.333	.255
Tennessee Tech	1	1-0	.357	11	10	2	1	1	5	3	1-1	.607	.486
Georgia Tech	1	0-1	.250	1	6	1	0	1	4	8	0-2	.417	.357
Georgia	3	1-2	.241	10	21	5	0	3	6	19	3-4	.402	.290
Weber State	1	1-0	.130	4	3	1	0	1	3	6	1-1	.304	.231
Northwestern	2	0-2	.283	6	15	2	0	1	5	16	3-4	.377	.356
Oklahoma	2	0-2	.143	1	6	1	0	1	3	22	0-0	.238	.200
Missouri	3	3-0	.257	8	18	0	0	2	5	19	1-1	.343	.312
Samford	1	1-0	.217	10	5	2	0	2	8	2	4-4	.565	.419
Ole Miss	3	2-1	.217	10	15	0	0	4	10	12	2-3	.391	.337
Florida	3	1-2	.192	12	15	0	0	4	10	15	0-0	.346	.300
LSU	3	2-1	.234	8	18	2	0	3	9	16	5-8	.377	.322
Jacksonville State	1	1-0	.261	3	6	0	0	2	3	4	0-0	.522	.346
Alabama	3	2-1	.213	9	16	3	0	4	5	23	1-1	.413	.259
South Carolina	3	2-1	.227	11	15	3	0	1	12	19	4-4	.318	.363
Mississippi State	3	2-1	.250	12	20	1	0	2	14	20	9-11	.338	.365

AUBURN HITTING BY MONTH

MONTH	G	W-L	AVG.	R	H	2B	3B	HR	BB	SO	SB-ATT	SLG	OBP
February	16	15-1	.377	135	154	24	5	24	61	50	39-43	.637	.460
March	20	12-8	.244	91	119	21	3	21	59	119	22-27	.429	.339
April	16	10-6	.217	52	84	11	0	14	48	87	14-18	.354	.311
May	3	2-1	.250	12	20	1	0	2	14	20	9-11	.338	.365
June													

AUBURN HITTING BY SITE

SITE	G	W-L	AVG.	R	H	2B	3B	HR	BB	SO	SB-ATT	SLG	OBP
Home	30	26-4	.303	174	220	30	4	36	99	126	54-62	.503	.391
Away	15	8-7	.228	64	87	16	1	16	48	91	14-18	.401	.323
Neutral	10	5-5	.277	52	70	11	3	9	35	59	16-19	.451	.374

AUBURN PITCHING BY OPPONENT

OPPONENT	G/CG	W-L-S	ERA	IP	H	R	ER	2B	3B	HR	K	BB	BAA
St. John's	1/1	1-0-0	0.00	7.0	2	0	0	0	0	0	10	0	.091
Fordham	1/0	1-0-0	0.00	6.0	3	0	0	0	0	0	14	1	.130
Pitt	1/0	0-1-0	8.17	6.0	11	8	7	2	0	0	6	1	.393
Indiana	1/0	1-0-0	0.00	7.0	4	0	0	0	0	0	13	1	.160
Illinois	1/0	1-0-0	0.00	5.0	2	0	0	0	0	0	9	1	.118
Austin Peay	2/0	2-0-1	0.00	12.0	11	2	0	0	0	0	13	1	.224
Villanova	2/0	2-0-0	0.58	12.0	3	3	1	0	0	1	24	4	.075
Dayton	1/0	1-0-0	2.80	5.0	5	2	2	0	1	0	6	0	.278
UAB	1/0	1-0-0	1.40	5.0	2	1	1	0	0	1	5	0	.118
Merrimack	2/0	2-0-0	0.00	12.0	6	0	0	1	0	0	22	1	.136
Brown	1/1	1-0-0	0.00	5.0	0	0	0	0	0	0	6	1	.000
North Dakota State	2/1	2-0-1	0.00	13.0	3	0	0	0	0	0	15	0	.077
Troy	2/0	2-0-1	2.50	14.0	7	5	5	0	0	3	20	2	.146
Bowling Green	2/1	2-0-0	0.70	10.0	8	1	1	1	0	0	16	2	.211
South Alabama	2/1	1-1-0	1.00	14.0	7	2	2	3	0	0	19	0	.143
Tennessee Tech	1/0	1-0-0	5.00	7.0	7	6	5	0	0	2	6	1	.241
Georgia Tech	1/0	0-1-0	2.21	6.1	6	2	2	2	1	1	9	0	.240
Georgia	3/1	1-2-1	4.32	22.2	29	15	14	6	0	5	14	5	.305
Weber State	1/0	1-0-0	2.00	7.0	6	2	2	1	1	0	12	1	.231
Northwestern	2/1	0-2-0	2.62	13.1	11	8	5	1	1	2	21	3	.216
Oklahoma	2/0	0-2-0	11.20	10.0	25	21	16	5	0	7	7	4	.455
Missouri	3/2	3-0-0	0.67	21.0	10	2	2	4	0	1	26	7	.143
Samford	1/0	1-0-0	0.00	5.0	1	0	0	0	0	0	8	3	.063
Ole Miss	3/2	2-1-0	1.67	21.0	12	6	5	2	0	2	22	6	.167
Florida	3/1	1-2-0	2.80	20.0	16	9	8	1	2	1	22	9	.213
LSU	3/1	2-1-0	1.83	23.0	15	6	6	1	0	3	21	3	.188
Jacksonville State	1/0	1-0-1	0.00	7.0	4	0	0	1	0	0	6	1	.160
Alabama	3/2	2-1-0	2.45	20.0	18	8	7	6	0	1	19	2	.225
South Carolina	3/2	2-1-0	2.94	16.2	8	8	7	1	0	2	24	11	.145
Mississippi State	3/2	2-1-0	2.13	23.0	15	7	7	1	0	2	24	6	.183

AUBURN PITCHING BY MONTH

MONTH	G/CG	W-L-S	ERA	IP	H	R	ER	2B	3B	HR	K	BB	BAA
February	16/3	15-1-2	0.81	95.0	52	16	11	3	1	2	143	11	.154
March	20/7	12-8-1	2.69	130.1	113	61	50	23	3	19	160	29	.226
April	16/7	10-6-2	2.41	107.2	77	40	37	12	2	11	112	31	.197
May	3/2	2-1-0	2.13	23.0	15	7	7	1	0	2	24	6	.183
June													

AUBURN PITCHING BY SITE

SITE	G/CG	W-L-S	ERA	IP	H	R	ER	2B	3B	HR	K	BB	BAA
Home	30/11	26-4-4	1.21	197.0	114	43	37	14	1	15	238	34	.165
Away	15/6	8-7-1	2.72	97.2	79	42	38	16	3	10	109	31	.215
Neutral	10/2	5-5-0	3.42	61.1	64	39	30	9	2	9	92	12	.259

THE LAST TIME A TEAM...

BATTING

Did not strikeout in a game _____ vs. North Dakota State (2/25/2023)
 Hit two grand slams in a game _____ at Arkansas (4/15/2016)
Hit three home runs in a game _____ at #19 Georgia (March 10, 2023)
Hit four home runs in a game _____ vs. Ole Miss (3/31/2023)
 Hit five home runs in a game _____ vs. Indiana State (2/28/2016)
 All nine starters scored in a game _____ at Mississippi State (3/24/2019)
Scored 10+ runs _____ 10, at South Carolina (4/30/2023)
 Scored 15+ runs _____ 15 vs. Niagara (4/15/2022)
 Scored 20+ runs _____ 22 vs. Alabama State (3/21/2018)
 Scored 20+ runs in consecutive games _____ 21, 23 at Arkansas (4/16/2016-4/17/2016)
 Scored 25+ runs _____ 28 vs. Butler (2/13/2016)
Scored in every inning _____ vs. Merrimack (5 inn.) (2/24/2023)
 Had 20+ hits _____ 20 at Arkansas (4/16/2016)
 Had 25+ hits _____ 26 vs. Butler (2/13/2016)
Drew 10+ walks _____ 10, vs. Fordham (6 inn.) (2/10/2022)
 Drew 15+ walks _____ 16 vs. UL-Lafayette (5/22/2015)
Stole 5+ bases _____ 6, vs. Mississippi State (5/5/2023)
Stole 7+ bases _____ 7, vs. North Dakota State (2/25/23)
Scored 8+ runs in an inning _____ 8 in 5th inn. at South Carolina (4/30/2023)
 Scored 10+ runs in an inning _____ 12 in 6th inn. vs. Texas A&M (3/17/2019)
 Scored 15+ runs in an inning _____ 15 in 1st inn. vs. Butler (2/13/2015)

PITCHING

Shut out team in entire series _____ Outscored Arkansas 54-0 (3 games) (4/15-17/2016)
Shutout win _____ 3-0 vs. Mississippi State (5/7/23)
Back-to-back shutouts _____ 1-0 (9 inn.) vs. #13 LSU (4/16/23),
 _____ 3-0 vs. Jacksonville State (4/19/23)
Three consecutive shutouts _____ 4-0 vs. North Dakota State (2/26/2023),
 _____ 7-0 vs. Merrimack (2/25/2023),
 _____ 9-0 vs. North Dakota State (6 inn.) (2/25/2023)
Six consecutive shutouts _____ 4-0 vs. North Dakota State (2/26/2023),
 _____ 7-0 vs. Merrimack (2/25/2023),
 _____ 9-0 vs. North Dakota State (6 inn.) (2/25/2023),
 _____ 9-0 vs. Brown (5 inn.) (2/24/2023)
 _____ 12-0 vs. Merrimack (5 inn.) (2/24/2023), 11-0, at Troy (3/1/2023)
Was shut out _____ 0-8 (5 inn.) at South Carolina (3/29/2023)
 Was shut out at home _____ 0-3 vs. #7 Florida (4/3/2022)
Was no-hit _____ 0-8 (5 inn.) at South Carolina (4/29/2023)
 Perfect game against _____ 6-0 vs. #1 Washington (2/11/2010)
 Walked 10+ batters _____ 12 at #13 Tennessee (4/30/2016)

FIELDING

Made 5 errors _____ 5 at #8 Kentucky (3/27/2022)
 Made 6+ errors _____ 7 vs. South Carolina (3/19/2022)

WINS & LOSSES

Began season with at least 15 straight wins _____ 2018
Won at least 10 straight games _____ 16 (2/11/2023-3/3/2023)
Won at least 15 straight games _____ 16 (2/11/2023-3/3/2023)
Road win vs. ranked SEC foe _____ 3-1 at #14 Alabama (4/23/2023)
Win vs. ranked team _____ 3-1 at #14 Alabama (4/23/2023)
 Five-game winning streak vs. ranked foes _____ (3/17-3/25/2018)
 Win vs. No. 1 ranked team _____ 3-2 vs. #1 Oklahoma (2/9/2017)
 Win vs. Top 5 team _____ 3-0 at #5 Tennessee (4/7/2019)
 Win vs. Top 10 team _____ 3-1 vs. #7 Florida (4/1/2022)
Home series win vs. ranked SEC team _____ 2-1 vs. #13 LSU (4/14/23-4/16/23)
 Home series sweep vs. ranked SEC team _____ 3-0 vs. #18 Kentucky (3/23-3/25/2018)
Road series win vs. ranked SEC team _____ 2-1 at #14 Alabama (4/22/2023-4/23/2023)
 Road series sweep vs. ranked SEC team _____ 3-0 at #18 Georgia (3/31-2017-4/2/2017)
Won in extra innings _____ 1-0 (9 inn.) vs. #13 LSU (4/14/23)
Lost in extra innings _____ 4-5 (9 inn.) vs. Mississippi State (5/6/23)
Was run-ruled _____ 0-8 (5 inn.) at South Carolina (4/29/2023)
 Won when trailing after 6 innings _____ vs. Texas A&M (3/11/22)
 Overcame 5+ run deficit to win _____ Trailing 7-0, won 8-7 (10 inn.) vs. UNCW (2/14/2020)

THE LAST TIME AN INDIVIDUAL...

BATTING

Had 4 hits _____ 4, Aubrie Lisenby & Jessie Blaine vs. Niagara (4/15/2022)
 Had 5+ hits _____ 5, Jade Rhodes at Arkansas (4/16/2016)
 Had 4 runs _____ 4, Alyssa Rivera vs. UNCW (2/15/2020)
 Had 5+ runs _____ 5, Kim Blair vs. Alabama A&M (2/14/1999)
 Had 2 doubles _____ 2, Nelia Peralta at Mississippi State (4/24/2022)
 Had 3+ doubles _____ 3, Sydney Cox vs. St. John's (2/11/2022)
 Had 2 triples _____ 2, Kendall Veach vs. #18 Georgia (4/2/2017)
Had 2 home runs _____ 2, Nelia Peralta at Florida (4/7/2023)
 Had 2 home runs in same inn. _____ Justus Perry 3rd inn. vs. Alabama State (3/21/2018)
 Had 3+ home runs _____ 3, Jade Rhodes at Ole Miss (3/14/2015)
Had grand slam _____ Lindsey Garcia vs. North Dakota State (2/25/2023)
Had back-to-back home runs _____ N. Peralta and C. McCondicie vs. Brown (2/3/2023)
Had 5 RBI _____ Lindsey Garcia vs. Samford (3/29/2023)
 Had 6-7 RBI _____ 6, Alyssa Rivera vs. UNCW (2/15/2020)
 Had 8+ RBI _____ 10, Holly Currie vs. Alabama State (2/9/2005)
 Hit for the cycle _____ Holly Currie vs. Arkansas (3/12/2005)
Had 2 stolen bases _____ 2, KK McCrary vs. Mississippi State (5/6/2023)
Had 3+ stolen bases _____ 3, Lindsey Garcia vs. Fordham (2/10/2023)
 Had 4 walks _____ 4, Bri Ellis at South Carolina (3/30/2023)
Had walk-off hit _____ Makayla Packer vs. #13 LSU (4/16/2023)
Had walk-off home run _____ Lindsey Garcia vs. North Dakota State (2/25/2023)
Had walk-off grand slam _____ Lindsey Garcia vs. North Dakota State (2/25/2023)
 Had walk-off sac fly _____ Tannon Snow vs. Alabama State (2/14/2020)

PITCHING

Threw no-hitter _____ Maddie Penta (5.0 IP) at South Carolina (4/30/2023)
 Combined no-hitter _____ M. Penta (5.0) & K. Dismukes (2.0) vs. North Carolina A&T (3/4/2022)
 Threw 7-inn. no-hitter _____ Maddie Penta (7.0 IP) vs. IUPUI (2/27/2021)
 Threw extra-inn. no-hitter _____ Kristen Keyes vs. Georgia Tech (10.0 IP) (4/23/2003)
 Threw perfect game _____ Kaylee Carlson vs. Ohio State (3/18/2017)
Threw one-hitter _____ Maddie Penta (7.0) vs. Mississippi State (5/7/2023)
Combined one-hitter _____ M. Penta (4.0) and A. Widra (1.0) at Samford (3/29/2023)
Threw CG shutout _____ Maddie Penta (7.0) vs. Mississippi State (5/7/2023)
Had 10+ K's _____ 10, Maddie Penta vs. Mississippi State (5/5/2023)
Had 11+ K's _____ 12, Maddie Penta at Florida (4/6/2023)
Had 13+ K's _____ 17, Maddie Penta vs. Missouri (3/25/2023)
Had 15+ K's _____ 17, Maddie Penta vs. Missouri (3/25/2023)
 Had 18+ K's _____ 18, Anna Thompson vs. Middle Tennessee (2/20/2009)

ALL-TIME PERFECT GAMES & NO-HITTERS

PERFECT GAMES

1. Holly Currie vs. College of Charleston _____ 2/11/05
 2. Kaylee Carlson vs. Ohio State _____ 3/18/17

NO-HITTERS

1. Brenda Espinoza vs. Jacksonville State _____ 2/26/97
 2. Denisse Montalvo/Mary Petrie vs. AA&M _____ 2/14/99
 3. Kristen Keyes vs. Georgia Tech _____ 4/23/03
 4. Holly Currie vs. College of Charleston _____ 2/11/05
 5. Holly Currie vs. Mercer _____ 2/18/06
 6. Holly Currie vs. Missouri _____ 3/24/06
 7. Beth DiPietro vs. Florida _____ 3/28/06
 8. Holly Currie vs. Tennessee Tech _____ 4/3/06
 9. Holly Currie vs. Ole Miss _____ 5/6/06
 10. Holly Currie vs. Marist _____ 5/19/06
 11. Holly Currie vs. Georgia State _____ 2/14/07
 12. Jenee Loree vs. Texas A&M-CC _____ 2/6/09
 13. Jenee Loree vs. Austin Peay _____ 2/21/09
 14. Anna Thompson vs. Louisiana Tech _____ 3/5/10
 15. Jenee Loree vs. IPFW _____ 2/11/12
 16. Jenee Loree vs. Presbyterian _____ 3/11/12
 17. Marcy Harper vs. Savannah State _____ 3/14/13
 18. Marcy Harper vs. Radford _____ 3/14/14
 19. Lexi Davis vs. IPFW _____ 3/14/14
 20. Marcy Harper vs. Savannah State _____ 3/15/14
 21. Marcy Harper vs. Appalachian State _____ 2/11/16
 22. Rachel Walters vs. Samford _____ 3/16/16
 23. Makayla Martin/Ashlee Swindle vs. Yale _____ 2/25/17
 24. Kaylee Carlson vs. Ohio State _____ 3/18/17
 25. Makayla Martin vs. Maryland _____ 2/18/18
 26. Maddie Penta vs. Southeast Missouri State _____ 2/13/21
 27. Maddie Penta vs. IUPUI _____ 2/21/21
 28. Shelby Lowe vs. St. John's _____ 2/11/22
 29. Maddie Penta/KK Dismukes vs. North Carolina A&T _____ 3/4/22
 30. Annabelle Widra vs. Brown _____ 2/24/23
 31. Maddie Penta vs. North Dakota State _____ 2/25/23
 32. Maddie Penta at South Carolina _____ 4/30/23

GAME-BY-GAME STARTERS (BATTING ORDER)

DATE	NO. (#)	RECORD	OPPONENT	1	2	3	4	5	6	7	8	9
Feb. 10	1	1-0	St. John's	Peralta	McCondichie	Ellis	Blaine	Tresvik	Garcia	Godwin	McCrary	Roach
Feb. 10	1	1-0	Fordham	Peralta	McCondichie	Ellis	Blaine	Lisenby	Garcia	Cox	Smith	Roach
Feb. 11	1	0-1	Pitt	Peralta	McCondichie	Ellis	Blaine	Godwin	Cox	Garcia	Tresvik	Smith
Feb. 11	1	1-0	Indiana	Peralta	McCondichie	Ellis	Blaine	Lisenby	Cox	Garcia	McCrary	Widra
Feb. 12	1	1-0	Illinois	Peralta	McCondichie	Ellis	Blaine	Garcia	Godwin	McCrary	Widra	Tresvik
Feb. 17	1	1-0	Austin Peay	Peralta	McCondichie	Ellis	Godwin	McCrary	Garcia	Widra	Lisenby	Packer
Feb. 17	1	1-0	Villanova	Peralta	McCondichie	Ellis	Godwin	McCrary	Garcia	Blaine	Bryant	Tresvik
Feb. 18	2	2-0	Villanova	Peralta	McCondichie	Ellis	Godwin	McCrary	Garcia	Blaine	Bryant	Tresvik
Feb. 18	1	1-0	Dayton	Peralta	McCondichie	Garcia	Godwin	Ellis	Lisenby	Widra	Bryant	Tresvik
Feb. 19	1	1-0	Austin Peay	Peralta	McCondichie	Garcia	Ellis	Blaine	Godwin	Widra	Tresvik	Cox
Feb. 22	1	1-0	UAB	Peralta	McCondichie	Blaine	Ellis	Garcia	Widra	Godwin	Packer	Tresvik
Feb. 24	1	1-0	Merrimack	Peralta	McCondichie	Blaine	Ellis	Garcia	Widra	Lisenby	Tresvik	Packer
Feb. 24	1	1-0	Brown	Peralta	McCondichie	Blaine	Ellis	Garcia	McCrary	Godwin	Tresvik	Bryant
Feb. 25	1	1-0	North Dakota State	Peralta	McCondichie	Blaine	Ellis	Garcia	Godwin	Tresvik	Widra	Packer
Feb. 25	1	1-0	Merrimack	Peralta	McCondichie	Blaine	Ellis	McCrary	Tresvik	Lisenby	Bryant	Cox
Feb. 26	1	1-0	North Dakota State	Peralta	McCondichie	Ellis	Garcia	Godwin	McCrary	Widra	Tresvik	Packer
March 1	1	1-0	Troy	Peralta	McCondichie	Blaine	Ellis	Garcia	Widra	Godwin	Tresvik	Packer
March 3	1	1-0	Bowling Green	Peralta	McCondichie	Blaine	Ellis	Garcia	McCrary	Tresvik	Bryant	Lisenby
March 3	1	1-0	South Alabama	Peralta	McCondichie	Ellis	Garcia	McCrary	Tresvik	Widra	Godwin	Packer
March 4	1	0-1	South Alabama	Peralta	McCondichie	Ellis	Garcia	McCrary	Tresvik	Packer	Lisenby	Widra
March 4	1	1-0	Tennessee Tech	Peralta	McCondichie	Blaine	Ellis	Garcia	Tresvik	McCrary	Engelkes	Milanowski
March 5	1	1-0	Bowling Green	Peralta	McCondichie	Blaine	Ellis	Garcia	McCrary	Tresvik	Godwin	Widra
March 8	1	0-1	Georgia Tech	Peralta	McCondichie	Blaine	Ellis	Garcia	McCrary	Tresvik	Packer	Widra
March 10	1	1-0	Georgia	Peralta	McCondichie	Blaine	Ellis	Garcia	McCrary	Packer	Lisenby	Widra
March 11	2	1-1	Georgia	Peralta	McCondichie	Blaine	Ellis	Garcia	McCrary	Packer	Lisenby	Widra
March 11	1	0-1	Georgia	Peralta	Blaine	Ellis	Garcia	McCrary	Packer	McCondichie	Widra	Smith
March 17	1	1-0	Weber State	Peralta	McCondichie	Ellis	Garcia	McCrary	Blaine	Packer	Bryant	Godwin
March 17	1	0-1	Northwestern	Peralta	McCrary	Ellis	Garcia	Lisenby	Godwin	Packer	Bryant	McCondichie
March 18	1	0-1	Northwestern	Peralta	McCrary	Ellis	Garcia	Godwin	Packer	McCondichie	Bryant	Tresvik
March 18	1	0-1	Oklahoma	Peralta	McCrary	Garcia	Bryant	Packer	Ellis	McCondichie	Lisenby	Tresvik
March 19	1	0-1	Oklahoma	Peralta	McCrary	Ellis	Garcia	Bryant	Packer	McCondichie	Godwin	Tresvik
March 25	1	1-0	Missouri	Peralta	Garcia	Ellis	Blaine	Packer	McCondichie	Bryant	Godwin	Tresvik
March 25	2	2-0	Missouri	Peralta	Garcia	Ellis	Blaine	Packer	McCondichie	Bryant	Godwin	Tresvik
March 27	1	1-0	Missouri	Peralta	Garcia	Blaine	McCrary	McCondichie	Lisenby	Ellis	Bryant	Packer
March 29	1	1-0	Samford	Peralta	Garcia	Blaine	McCrary	McCondichie	Ellis	Lisenby	Bryant	Packer
March 31	1	1-0	Ole Miss	Peralta	McCondichie	Garcia	McCrary	Lisenby	Ellis	Bryant	Godwin	Packer
April 1	1	0-1	Ole Miss	Peralta	Lisenby	Garcia	Ellis	Bryant	Packer	Godwin	Tresvik	McCondichie
April 2	1	1-0	Ole Miss	Peralta	Lisenby	Garcia	Ellis	Bryant	Godwin	Packer	Tresvik	McCondichie
April 6	2	1-1	Florida	Peralta	Lisenby	Garcia	Ellis	Bryant	Godwin	Packer	Tresvik	McCondichie
April 7	1	0-1	Florida	Peralta	Lisenby	Garcia	Bryant	Tresvik	Ellis	Packer	Godwin	McCondichie
April 8	1	1-0	Florida	Peralta	Lisenby	Garcia	Bryant	Ellis	Tresvik	Packer	Godwin	McCondichie
April 12	1	1-0	Troy	Peralta	McCrary	Garcia	Bryant	Ellis	Tresvik	Blaine	Packer	McCondichie
April 14	1	1-0	LSU	Peralta	Lisenby	Garcia	Bryant	Ellis	Tresvik	McCrary	Roach	Packer
April 15	1	0-1	LSU	Peralta	Lisenby	Garcia	McCrary	Ellis	Bryant	Tresvik	Roach	Packer
April 16	1	1-0	LSU	Peralta	Lisenby	Garcia	Ellis	Bryant	McCrary	Tresvik	Roach	Packer
April 19	1	1-0	Jacksonville State	Peralta	Lisenby	Garcia	Ellis	McCrary	Bryant	Tresvik	McCondichie	Packer
April 22	1	0-1	Alabama	Peralta	Lisenby	Garcia	Ellis	McCrary	Tresvik	Blaine	Bryant	Roach
April 22	1	1-0	Alabama	Peralta	Lisenby	Garcia	Ellis	Bryant	McCrary	Packer	Tresvik	McCondichie
April 23	1	1-0	Alabama	Peralta	Lisenby	Garcia	Ellis	Bryant	McCrary	Tresvik	Packer	McCondichie
April 28	1	1-0	South Carolina	Peralta	Lisenby	Garcia	Ellis	Bryant	Blaine	Tresvik	Packer	McCondichie
April 29	1	0-1	South Carolina	Peralta	Lisenby	Garcia	Ellis	Bryant	Blaine	Packer	Tresvik	McCondichie
April 30	1	1-0	South Carolina	Peralta	Lisenby	Ellis	Garcia	Blaine	Packer	Tresvik	Bryant	McCondichie
May 5	1	1-0	Mississippi State	Peralta	Lisenby	Ellis	Garcia	McCrary	Bryant	Tresvik	Packer	McCondichie
May 6	1	0-1	Mississippi State	Peralta	Garcia	Ellis	McCrary	Bryant	Tresvik	Godwin	Packer	Roach
May 7	1	1-0	Mississippi State	Peralta	Lisenby	Ellis	McCrary	Bryant	Garcia	Tresvik	Packer	Roach

GAME-BY-GAME STARTERS (POSITION)

DATE	NO. (#)	RECORD	OPPONENT	C	1B	2B	3B	SS	LF	CF	RF	DP
Feb. 10	1	1-0	St. John's	Godwin	Ellis	McCondichie	Roach	Peralta	McCrary	Tresvik	Garcia	Blaine
Feb. 10	1	1-0	Fordham	Lisenby	Ellis	McCondichie	Roach	Peralta	Cox	Smith	Garcia	Blaine
Feb. 11	1	0-1	Pitt	Blaine	Ellis	McCondichie	Roach	Peralta	Cox	Smith	Garcia	Godwin
Feb. 11	1	1-0	Indiana	Lisenby	Ellis	McCondichie	Widra	Peralta	Cox	Garcia	McCrary	Blaine
Feb. 12	1	1-0	Illinois	Godwin	Ellis	McCondichie	Widra	Peralta	McCrary	Tresvik	Garcia	Blaine
Feb. 17	1	1-0	Austin Peay	Lisenby	Ellis	McCondichie	Bryant	Peralta	McCrary	Packer	Garcia	Godwin
Feb. 17	1	1-0	Villanova	Godwin	Ellis	McCondichie	Bryant	Peralta	McCrary	Tresvik	Garcia	Blaine
Feb. 18	2	2-0	Villanova	Godwin	Ellis	McCondichie	Bryant	Peralta	McCrary	Tresvik	Garcia	Blaine
Feb. 18	1	1-0	Dayton	Lisenby	Ellis	McCondichie	Bryant	Peralta	Cox	Tresvik	Garcia	Godwin
Feb. 19	1	1-0	Austin Peay	Godwin	Ellis	McCondichie	Widra	Peralta	Cox	Tresvik	Garcia	Blaine
Feb. 22	1	1-0	UAB	Godwin	Ellis	McCondichie	Widra	Peralta	Tresvik	Packer	Garcia	Blaine
Feb. 24	1	1-0	Merrimack	Lisenby	Ellis	McCondichie	Bryant	Peralta	Tresvik	Packer	Garcia	Blaine
Feb. 24	3	3-0	Brown	Godwin	Ellis	McCondichie	Bryant	Peralta	McCrary	Tresvik	Garcia	Blaine
Feb. 25	2	2-0	North Dakota State	Godwin	Ellis	McCondichie	Widra	Peralta	Tresvik	Packer	Garcia	Blaine
Feb. 25	1	1-0	Merrimack	Lisenby	Ellis	McCondichie	Bryant	Peralta	Cox	Tresvik	McCrary	Blaine
Feb. 26	1	1-0	North Dakota State	Godwin	Ellis	McCondichie	Widra	Peralta	Tresvik	Packer	McCrary	Garcia
March 1	3	3-0	Troy	Godwin	Ellis	McCondichie	Widra	Peralta	Tresvik	Packer	Garcia	Blaine
March 3	1	1-0	Bowling Green	Lisenby	Ellis	McCondichie	Bryant	Peralta	McCrary	Tresvik	Garcia	Blaine
March 3	1	1-0	South Alabama	Godwin	Ellis	McCondichie	Widra	Peralta	Tresvik	Packer	Garcia	McCrary
March 4	1	0-1	South Alabama	Lisenby	Ellis	McCondichie	Widra	Peralta	Tresvik	Packer	Garcia	McCrary
March 4	1	1-0	Tennessee Tech	Blaine	Ellis	McCondichie	Milanowski	Peralta	McCrary	Tresvik	Garcia	Engelkes
March 5	2	2-0	Bowling Green	Godwin	Ellis	McCondichie	Widra	Peralta	McCrary	Tresvik	Garcia	Blaine
March 8	1	0-1	Georgia Tech	Blaine	Ellis	McCondichie	Widra	Peralta	Tresvik	Packer	Garcia	McCrary
March 10	1	1-0	Georgia	Lisenby	Ellis	McCondichie	Widra	Peralta	McCrary	Packer	Garcia	Blaine
March 11	1	1-1	Georgia	Lisenby	Ellis	McCondichie	Widra	Peralta	McCrary	Packer	Garcia	Blaine
March 11	1	0-1	Georgia	Blaine	Ellis	McCondichie	Widra	Peralta	McCrary	Packer	Smith	Garcia
March 17	1	1-0	Weber State	Godwin	Ellis	McCondichie	Bryant	Peralta	McCrary	Packer	Garcia	Blaine
March 17	1	0-1	Northwestern	Lisenby	Ellis	McCondichie	Bryant	Peralta	Garcia	Packer	McCrary	Godwin
March 18	1	0-1	Northwestern	Godwin	Ellis	McCondichie	Bryant	Peralta	Tresvik	Packer	McCrary	Garcia
March 18	1	0-1	Oklahoma	Lisenby	Ellis	McCondichie	Bryant	Peralta	Tresvik	Packer	McCrary	Garcia
March 19	2	0-2	Oklahoma	Godwin	Ellis	McCondichie	Bryant	Peralta	Tresvik	Packer	McCrary	Garcia
March 25	1	1-0	Missouri	Godwin	Ellis	McCondichie	Bryant	Peralta	Garcia	Packer	Tresvik	Blaine
March 25	2	2-0	Missouri	Godwin	Ellis	McCondichie	Bryant	Peralta	Garcia	Packer	Tresvik	Blaine
March 27	1	1-0	Missouri	Lisenby	Ellis	McCondichie	Bryant	Peralta	Garcia	Packer	McCrary	Blaine
March 29	2	2-0	Samford	Lisenby	Ellis	McCondichie	Bryant	Peralta	Garcia	Packer	McCrary	Blaine
March 31	1	1-0	Ole Miss	Godwin	Ellis	McCondichie	Bryant	Peralta	Garcia	Packer	McCrary	Lisenby
April 1	1	0-1	Ole Miss	Godwin	Ellis	McCondichie	Bryant	Peralta	Garcia	Packer	Tresvik	Lisenby
April 2	2	1-1	Ole Miss	Godwin	Ellis	McCondichie	Bryant	Peralta	Garcia	Packer	Tresvik	Lisenby
April 6	3	1-2	Florida	Godwin	Ellis	McCondichie	Bryant	Peralta	Garcia	Packer	Tresvik	Lisenby
April 7	1	0-1	Florida	Lisenby	Ellis	McCondichie	Bryant	Peralta	Garcia	Packer	Tresvik	Godwin
April 8	4	2-2	Florida	Godwin	Ellis	McCondichie	Bryant	Peralta	Garcia	Packer	Tresvik	Lisenby
April 12	1	1-0	Troy	Blaine	Ellis	McCondichie	Bryant	Peralta	Garcia	Packer	Tresvik	McCrary
April 14	1	1-0	LSU	Lisenby	Ellis	Roach	Bryant	Peralta	Garcia	Packer	Tresvik	McCrary
April 15	2	1-1	LSU	Lisenby	Ellis	Roach	Bryant	Peralta	Garcia	Packer	Tresvik	McCrary
April 16	3	2-1	LSU	Lisenby	Ellis	Roach	Bryant	Peralta	Garcia	Packer	Tresvik	McCrary
April 19	1	1-0	Jacksonville State	Lisenby	Ellis	McCondichie	Bryant	Peralta	Garcia	Packer	Tresvik	McCrary
April 22	1	0-1	Alabama	Blaine	Ellis	Roach	Bryant	Peralta	Garcia	Tresvik	McCrary	Lisenby
April 22	2	2-0	Alabama	Lisenby	Ellis	McCondichie	Bryant	Peralta	Garcia	Packer	Tresvik	McCrary
April 23	3	3-0	Alabama	Lisenby	Ellis	McCondichie	Bryant	Peralta	Garcia	Packer	Tresvik	McCrary
April 28	1	1-0	South Carolina	Lisenby	Ellis	McCondichie	Bryant	Peralta	Garcia	Packer	Tresvik	Blaine
April 29	2	1-1	South Carolina	Lisenby	Ellis	McCondichie	Bryant	Peralta	Garcia	Packer	Tresvik	Blaine
April 30	3	2-1	South Carolina	Lisenby	Ellis	McCondichie	Bryant	Peralta	Garcia	Packer	Tresvik	Blaine
May 5	4	4-0	Mississippi State	Lisenby	Ellis	McCondichie	Bryant	Peralta	Garcia	Packer	Tresvik	McCrary
May 6	1	0-1	Mississippi State	Godwin	Ellis	Roach	Bryant	Peralta	Garcia	Packer	Tresvik	McCrary
May 7	4	3-1	Mississippi State	Lisenby	Ellis	Roach	Bryant	Peralta	Garcia	Packer	Tresvik	McCrary

2023 TEAM GAME HIGHS

BATTING

At-Bats	36	at Georgia (March 11, 2023)
Runs scored	12	vs. Merrimack (Feb. 24, 2023)
Hits	13	vs. Indiana (Feb. 11, 2023)
	13	vs. Austin Peay (Feb. 17, 2023)
	13	vs. UAB (Feb. 22, 2023)
RBI	12	vs. Merrimack (Feb. 24, 2023)
Doubles	4	vs. Merrimack (Feb. 24, 2023)
	4	vs. North Dakota State (Feb. 26, 2023)
Triples	1	EIGHT TIMES
Home Runs	4	vs. Brown (Feb. 24, 2023)
	4	vs. Ole Miss (March 31, 2023)
Total Bases	26	vs. UAB (Feb. 22, 2023)
Walks	10	vs. Fordham (Feb. 10, 2023)
Strikeouts	13	vs. Oklahoma (March 19, 2023)
Sac Hits	2	SIX TIMES
Sac Flies	1	ELEVEN TIMES
Stolen Bases	7	vs. North Dakota State (Feb. 25, 2023)
Hit By Pitch	3	vs. Pitt (Feb. 11, 2023)
	3	at Troy (March 1, 2023)
	3	vs. Ole Miss (March 31, 2023)
Caught Stealing	2	at Georgia Tech (March 8, 2023)
	2	vs. LSU (April 16, 2023)
Runners Left on Base	11	vs. Mississippi State (May 5, 2023)
Hit into DP	2	at Troy (March 1, 2023)
	2	vs. Missouri (March 25, 2023)
	2	vs. Missouri (March 27, 2023)

FIELDING

Putouts	29	at Georgia (March 11, 2023)
Assists	10	at Georgia (March 11, 2023)
Errors	3	vs. Austin Peay (Feb. 17, 2023)
	3	at Alabama (April 22, 2023)
Passed Balls	2	vs. Villanova (Feb. 18, 2023)
DPs Turned	1	SEVEN TIMES

PITCHING

Innings Pitched	9.2	at Georgia (March 11, 2023)
Runs Allowed	14	vs. Oklahoma (March 18, 2023)
Earned Runs	9	vs. Oklahoma (March 18, 2023)
Walks Allowed	6	at South Carolina (April 29, 2023)
Strikeouts	17	vs. Missouri (March 25, 2023)
Hits Allowed	13	vs. Oklahoma (March 18, 2023)
Doubles Allowed	4	vs. Oklahoma (March 18, 2023)
	4	at Alabama (April 22, 2023)
Triples Allowed	1	SIX TIMES
Homers Allowed	4	vs. Oklahoma (March 18, 2023)
Wild Pitches	2	vs. Ole Miss (April 1, 2023)
	2	at Florida (April 8, 2023)
Hit Batters	2	at Georgia (March 10, 2023)
	2	vs. Northwestern (March 18, 2023)
	2	vs. Missouri (March 25, 2023)

2023 INDIVIDUAL GAME HIGHS

BATTING

At-Bats	5	FOUR TIMES
Runs scored	3	Nelia Peralta vs. Brown (Feb. 24, 2023)
	3	Carlee McCondichie at Troy (March 1, 2023)
Hits	3	EIGHT TIMES
RBI	5	Lindsey Garcia vs. North Dakota State (Feb. 25, 2023)
	5	Lindsey Garcia at Samford (March 29, 2023)
Doubles	1	FIFTY-SEVEN TIMES
Triples	1	EIGHT TIMES
Home Runs	2	Nelia Peralta at Florida (April 7, 2023)
Total Bases	8	Nelia Peralta at Florida (April 7, 2023)
Walks	4	Bri Ellis at South Carolina (April 30, 2023)
Strikeouts	3	Bri Ellis vs. Missouri (March 25, 2023)
Sac Hits	1	TWENTY-ONE TIMES
Sac Flies	1	ELEVEN TIMES
Stolen Bases	3	Lindsey Garcia vs. Fordham (Feb. 10, 2023)
Hit By Pitch	1	TWENTY-FOUR TIMES
Caught Stealing	1	FIFTEEN TIMES
Runners Left on Base	5	Jessie Blaine vs. Merrimack (Feb. 25, 2023)
	5	Lindsey Garcia at South Carolina (April 30, 2023)

FIELDING

Putouts	15	Aspyn Godwin vs. Missouri (March 25, 2023)
Assists	5	Nelia Peralta at Georgia (March 11, 2023)
Errors	2	SIX TIMES
Passed Balls	2	Skylar Elkins vs. Villanova (Feb. 18, 2023)

PITCHING

Innings Pitched	9.2	Maddie Penta at Georgia (March 11, 2023)
Runs Allowed	9	Annabelle Widra vs. Oklahoma (March 18, 2023)
Earned Runs	5	Maddie Penta at Georgia (March 11, 2023)
	5	Icess Tresvik vs. Oklahoma (March 18, 2023)
	5	Maddie Penta vs. Oklahoma (March 19, 2023)
Walks Allowed	4	Maddie Penta vs. Missouri (March 27, 2023)
Strikeouts	17	Maddie Penta vs. Missouri (March 25, 2023)
Hits Allowed	9	Maddie Penta vs. Oklahoma (March 19, 2023)
Doubles Allowed	3	Shelby Lowe at Georgia (March 11, 2023)
	3	Annabelle Widra vs. Oklahoma (March 18, 2023)
	3	Shelby Lowe at Alabama (April 22, 2023)
Triples Allowed	1	SIX TIMES
Homers Allowed	3	Maddie Penta at Georgia (March 11, 2023)
	3	Annabelle Widra vs. Oklahoma (March 18, 2023)
Wild Pitches	2	Maddie Penta at Florida (April 8, 2023)
Hit Batters	2	Shelby Lowe vs. Northwestern (March 18, 2023)

HEAD COACH MICKEY DEAN

Mickey Dean enters his sixth season as the head coach of the Auburn softball program. In 16 years at the collegiate level, Dean has coached 11 NCAA Tournament teams, including one super regional participant, and won nine conference championships. He is one of four active head coaches to led three different programs to the NCAA Tournament

A native of Elkton, Va., Dean has guided 81 all-conference players, 45 all-region honorees and eight all-Americans, including 2017 National Player of the Year, Megan Good. He has also been touted as the conference coach of the year eight times.

During his time on the Plains, Dean has guided the Tigers to a 163-90 overall record behind a pair of 40-win seasons. He has guided the Tigers to four NCAA Regional appearances. Dean's resume at Auburn also includes five NFCA All-Region selections and five All-SEC selections. During his tenure, Bri Ellis became the program's first undisputed SEC Freshman of the Year. He also guided slugger Kendall Veach to All-America honors from Softball America in 2019.

Dean's fifth season on the Plains featured a massive overhaul to the program's offense. After opening the season with a 24-1 record, the Tigers would end 2022 with a total of 40 victories, including top-10 wins over No. 8 Kentucky and No. 7 Florida. Dean also helped Auburn to the program's 900th victory with a 10-0 victory at Jacksonville State on Feb. 23, 2022. The Tigers earned a postseason berth as the two-seeded team at the Clemson Regional.

More than tripling its home run numbers from a season ago, Auburn finished 14th in the nation with 86. The mark was the third highest total in a season in school history. Auburn's offense was also highlighted with top-five season performances in team batting average, slugging percentage, runs scored, triples, home runs, RBI and total bases.

Auburn's revitalized offense was due in part to the 2022 freshman class. Auburn's top three RBI producers of the 2022 season were freshmen Bri Ellis, Nelia Peralta and Jessie Blaine. Ellis was the breakout star as she shattered the program's freshman home run record with 20, the third most in the SEC. A top-10 finalist for Schutt Sports/NFCA National Freshman of the Year, Ellis was also tabbed to Extra Inning Softball's All-Freshman Team and added Second Team All-SEC honors after leading the Tigers in home runs, RBI and slugging percentage.

Due to injuries in the pitching circle, Maddie Penta became the workhorse in the circle for the Tigers and shattered records along the way to become the program's pitcher to ever earn NFCA First Team All-Region honors. Penta led the SEC in victories (23) and finished second in strikeouts (258). She was the first pitcher since 2010 to surpass 250 strikeouts in a season and went on to set the program's sophomore strikeout record. Penta finished in the top five in four Auburn single-season pitching records, including wins, starts, strikeouts per seven innings and lowest batting average against. Her efforts also earned her First Team All-SEC accolades.

In his fourth season at Auburn, Dean navigated the Tigers through the uncertainties of playing a season during the heart of COVID-19 pandemic. He carried Auburn to 27 victories, highlighted by the program's first victories in Columbia, Mo., College Station, Texas, and Baton Rouge, La., since 2015. The Tigers also upset No. 12 Kentucky picking up the series win at Jane B. Moore Field.

Dean would earn his 100th victory as head coach of the Tigers on Feb. 20, 2021, as Auburn upset No. 10 South Carolina 5-4 in non-conference competition during the Osprey/Dolphin Invitational in Jacksonville, Fla. Dean would add his 600th career head coaching victory on April 25, 2021, when Auburn took a 3-1 victory over Ole Miss in Oxford, Miss.

The 2021 season was highlighted by the breakout performances

from pitching freshman duo Shelby Lowe and Maddie Penta. The pair combined for a total of five SEC Freshman of the Week honors becoming just the second and third Auburn freshman pitchers to win the award multiple times in a season. Penta set the program record with three freshman weekly honors from the league office.

After becoming the first Auburn freshman pitcher to toss a no-hitter in a season opener in Auburn's 8-0 win over Southeast Missouri State, Penta would close her debut season with a pair of no-hitters. Penta would toss Auburn's first seven-inning no-hitter since 2012 in a 5-0 victory over IUPUI. She was the first Auburn pitcher since Marcy Harper in 2014 to pitch multiple no-hitters in the same season.

Lowe turned in one of the most dominating pitching performances by an Auburn freshman in school history. Lowe closed the year setting Auburn's single-season record for fewest walks allowed per seven innings (1.18), while also ranking sixth in single-season history for earned run average (1.48), eighth for longest scoreless innings streak (24.1) and 10th in strikeouts (179) and complete games (15). Her 179 strikeouts were the most by an Auburn pitcher in over a decade. Lowe recorded the second most strikeouts and second lowest ERA by an Auburn freshman pitcher in program history.

Lowe and Penta both surpassed 100 strikeouts during their freshman campaigns, marking the first time in school history that Auburn had two freshman pitchers surpass 100+ strikeouts in the same season.

The duo was honored alongside fellow freshmen Makayla Packer and Sydney Cox as members of the 2021 SEC All-Freshman Team, setting Auburn's program record with the four selections. Lowe added All-SEC Second Team honors to become the only freshman pitcher in program history to be honored with all-conference honors during their debut season. Maddison Kopeke rounded out the SEC accolades with a selection to the SEC All-Newcomer Team.

Lowe would go on to be one of 15 finalists for the Schutt Sports/NFCA Division I National Freshman of the Year award and would secure NFCA All-Southeast Region Third Team honors.

Dean's third season at Auburn was shortened due to the COVID-19 pandemic. Before the 2020 season was halted, Dean helped the Tigers to 16 wins, highlighted by victories over No. 25 Northwestern and No. 16 Minnesota. The Tigers made program history on March 2, 2020, when Alyssa Rivera (Player), Samantha Yarbrough (Pitcher) and Carlee McCondicie (Freshmen) swept the SEC's weekly awards. It marked the first time Auburn has swept all three SEC awards.

Auburn closed the 2019 season with a 39-21 overall record, earning its sixth straight NCAA Tournament bid. The Tigers closed the conference slate with a 10-14 mark and earned a spot in the 2019 SEC Softball Tournament semifinals. Dean guided Kendall Veach to All-SEC and NFCA All-Region team honors. The program made history as the senior class was drafted in the 2019 National Pro Fastpitch Draft.

Dean led Auburn to a 15-0 start to open the 2018 season, which tied the best start in program history and were the most wins in SEC history among first-year head coaches. He earned his 500th career win during the Wilson/DeMarini Classic when Auburn earned a shutout win over Western Illinois on Mar. 4. He led the Tigers to their 800th win in program history with a 2-1 victory over Kennesaw State on April 4.

A 1987 graduate of Elon University, Dean was a pitcher on the baseball team where he was a four-year letterwinner.

Dean and his wife, Liz, and have two adult children: Isaac and Eli.



QUICK FACTS

Hometown/Birthplace _____ Elkton, Va.
College _____ Elon '87
Family _____ wife, Liz, children: Isaac, Eli

COACHING RECORD

Head Coaching Career _____ 16th Season
Career Record _____ 680-278 (.710)
NCAA Regionals _____ 11
NCAA Super Regionals _____ 1
Conference Championships _____ 9

COACHING CAPSULE

2018-Pr.	Auburn - Head Coach	202-106
2013-17	James Madison - Head Coach	237-56
2007-12	Radford - Head Coach	241-116

YEAR-BY-YEAR RESULTS

2023	Auburn	39-16
2022	Auburn	40-17
2021	Auburn	27-22
2020*	Auburn	16-11
2019	Auburn	39-21
2018	Auburn	41-17
2017	James Madison	52-8
2016	James Madison	50-6
2015	James Madison	48-10
2014	James Madison	45-15
2013	James Madison	42-17
2012	Radford	34-21
2011	Radford	38-21
2010	Radford	38-17
2009	Radford	41-15
2008	Radford	46-15
2007	Radford	44-27

AUBURN COACHING HIGHLIGHTS

- Four NCAA Regional appearances (2018, 2019, 2021, 2022)
- One All-American honoree (Kendall Veach - Softball America)
- Seven National Pro Fastpitch Draft selections
- Two Finalists for Schutt Sports/NFCA Freshman of the Year (Shelby Lowe/Bri Ellis)
- Two Finalists for USA Softball Collegiate Player of the Year (K. Carlson/Maddie Penta)
- Five NFCA All-Region selections
- SEC Freshman of the Year (Bri Ellis)
- Five All-SEC Team selections
- Two SEC All-Defensive Team selections
- Five SEC All-Freshman Team selections
- One SEC All-Newcomer Team selection
- Two SEC All-Tournament Team selections
- One Wilson/NFCA Division I Pitcher of the Week (Maddie Penta)
- One Louisville Slugger/NFCA Division I Player of the Week (Bri Ellis)
- One D1 Softball Freshman of the Week honor
- Twenty-four SEC Weekly honors

PLAYER CAPSULES


ASPYN GODWIN **00**
CATCHER/OUTFIELD
Gr. | 5-8 | R/R
Silverhill, Ala. | Daphne

SEASON HIGH

4, vs. Pitt (2/11/23) AB 5, vs. South Carolina (3/19/22)
 1 (9x), last vs. Mississippi State (5/6/23) R 2 (5x), last vs. Jacksonville State (4/19/22)
 2, vs. Pitt (2/11/23) H 2 (14x), last vs. Pitt (2/11/23)
 1 (3x), last at South Carolina (4/30/23) 2B 2 (2x), last vs. Mercer (3/8/19)
 1 (5x), last vs. Ole Miss (3/31/23) 3B 1 (5x), last vs. Southern Miss (3/5/21)
 4, vs. Fordham (2/10/23) HR 1 (23x), last vs. Ole Miss (3/31/23)
 RBI 4, vs. Fordham (2/10/23)

CAREER HIGH

2023 SEASON HIGHLIGHTS

Elected to use her COVID waiver and return for a fifth season slugged her first career grand slam to walk off a run-rule victory over Fordham (2/10) in six innings ... set a career high in RBI against the Rams ... enters the SEC Tournament with the fifth highest fielding percentage recorded in a single season on the Plains ... ranks tied for seventh in Auburn history for career triples, eighth in career fielding percentage and ninth in career putouts

GAME BY GAME BATTING

DATE	OPPONENT	POS	AB	R	H	RBI	2B	3B	HR	BB	SB	CS	HBP	SAC	SF	GDP	K	PO	A	E	AVG
Feb. 10	vs. St. John's	*C	2	0	1	1	1	0	0	0	0	0	0	0	0	0	1	7	0	0	.500
Feb. 10	vs. Fordham	C	1	1	1	4	0	0	1	0	0	0	0	0	0	0	0	3	0	0	.667
Feb. 11	vs. Pitt	*DP/C	4	1	2	0	0	0	0	0	0	0	0	0	0	1	1	3	0	0	.571
Feb. 11	vs. Indiana	C	0	0	0	0	0	0	0	0	0	0	0	0	0	0	0	2	0	0	.571
Feb. 12	vs. Illinois	*C	3	1	1	2	0	0	1	0	0	0	0	0	0	0	0	9	0	0	.500
Feb. 17	AUSTIN PEAY	*DP	2	1	1	3	0	0	1	0	0	0	0	0	0	0	1	0	0	0	.500
Feb. 17	VILLANOVA	*C	3	1	1	0	0	0	0	0	0	0	0	0	0	0	0	11	0	0	.467
Feb. 18	VILLANOVA	*C	2	1	1	0	0	0	0	0	0	0	0	0	0	0	0	6	1	0	.471
Feb. 18	DAYTON	*DP	3	0	0	0	0	0	0	0	0	0	0	0	0	0	1	0	0	0	.400
Feb. 19	AUSTIN PEAY	*C	2	0	0	0	0	0	0	1	0	0	0	0	0	0	0	10	0	0	.364
Feb. 22	UAB	*C	1	0	1	0	0	0	0	1	0	0	0	0	0	0	0	3	0	0	.391
Feb. 24	MERRIMACK	OF	0	0	0	0	0	0	0	0	0	0	0	0	0	0	0	0	0	0	.391
Feb. 24	BROWN	*C	2	0	1	0	0	0	0	0	0	0	0	0	0	0	0	6	0	0	.400
Feb. 25	NORTH DAKOTA STATE	*C	2	0	0	0	0	0	0	0	0	0	0	0	0	0	0	6	2	0	.370
Feb. 26	NORTH DAKOTA STATE	*C	2	0	0	0	0	0	0	0	0	0	0	0	0	0	1	8	0	0	.345
March 1	at Troy	*C	2	0	0	0	0	0	0	0	0	0	0	0	0	0	1	11	1	0	.323
March 3	SOUTH ALABAMA	*C	1	0	0	0	0	0	0	0	0	0	0	0	0	0	1	11	0	0	.312
March 5	BOWLING GREEN	*C/DP	1	0	0	0	0	0	0	0	0	0	0	1	0	0	0	6	0	0	.303
March 11	at Georgia-1	C	1	0	0	0	0	0	0	0	0	0	0	0	0	0	1	1	1	0	.294
March 17	vs. Weber State	*C	3	0	1	3	1	0	0	0	0	0	0	0	0	0	0	10	2	1	.297
March 17	vs. Northwestern	*DP	3	0	1	0	0	0	0	0	0	0	0	0	0	0	0	0	0	0	.300
March 18	vs. Northwestern	*C	3	0	1	0	0	0	0	0	0	0	0	0	0	0	1	9	0	0	.302
March 19	vs. Oklahoma	*C	2	0	0	0	0	0	0	0	0	0	0	0	0	0	2	7	1	0	.289
March 25	MISSOURI-1	*C	1	0	0	0	0	0	0	0	0	0	0	0	0	0	0	15	2	0	.283
March 25	MISSOURI-2	*C	2	0	1	0	0	0	0	0	0	0	0	0	0	0	0	2	0	0	.292
March 27	MISSOURI	C	0	0	0	0	0	0	0	0	0	0	0	0	0	0	0	5	0	0	.292
March 29	at Samford	C	1	1	1	2	0	0	1	1	0	0	0	0	0	0	0	5	0	0	.306
March 31	OLE MISS	*C	3	1	1	2	0	0	1	0	0	0	0	0	0	0	2	9	0	0	.308
April 1	OLE MISS	*C	3	0	0	0	0	0	0	0	0	0	0	0	0	1	0	6	0	0	.291
April 2	OLE MISS	*C	2	0	0	0	0	0	0	0	0	0	0	0	0	0	0	8	1	0	.281
April 6	at Florida	*C	2	0	0	0	0	0	0	1	0	0	0	0	0	0	0	11	1	0	.271
April 7	at Florida	*DP	3	0	1	0	0	0	0	0	0	0	0	0	0	0	0	0	0	0	.274
April 8	at Florida	*C	0	0	0	0	0	0	0	1	0	0	0	0	0	0	0	4	0	0	.274
April 15	LSU	PH	1	0	0	0	0	0	0	0	0	0	0	0	0	0	0	0	0	0	.270
April 22	at Alabama-1	PH	1	0	0	0	0	0	0	0	0	0	0	0	0	0	1	0	0	0	.266
April 22	at Alabama-2	PH	1	0	0	0	0	0	0	0	0	0	0	0	0	0	1	0	0	0	.262
April 28	at South Carolina	C	2	0	1	0	0	0	0	0	0	0	0	0	0	0	1	7	0	0	.269
April 29	at South Carolina	C	0	0	0	0	0	0	0	0	0	0	0	0	0	0	0	0	0	0	.269
April 30	at South Carolina	PH	1	0	1	2	1	0	0	0	0	0	0	0	0	0	0	0	0	0	.279
May 5	MISSISSIPPI STATE	PH	1	0	0	0	0	0	0	0	0	0	0	0	0	0	0	0	0	0	.275
May 6	MISSISSIPPI STATE	*C	2	1	1	0	0	0	0	0	0	0	0	1	0	0	1	7	0	0	.282
May 7	MISSISSIPPI STATE	PH	1	0	0	0	0	0	0	0	0	0	0	0	0	0	0	0	0	0	.278
TOTALS		28gs	72	9	20	19	3	0	5	5	0	0	0	2	0	2	17	208	12	1	.278

On Base Percentage .325 | Slugging Percentage .528

GODWIN'S OVERALL CAREER STATS

YEAR	AVG	GP-GS	AB	R	H	2B	3B	HR	RBI	TB	SLG%	BB	HBP	SO	GDP	OB%	SF	SH	SB-ATT	PO	A	E	FLD%
2019	.286	33-7	42	9	12	2	1	1	13	19	.452	6	0	10	0	.375	0	0	1-1	1	0	0	1.000
2020	.244	21-13	41	5	10	1	1	2	4	19	.463	3	0	7	1	.295	0	2	0-0	21	3	0	1.000
2021	.217	47-43	106	11	23	5	3	5	18	49	.460	7	0	27	0	.263	1	3	0-1	315	28	7	.980
2022	.235	51-43	102	19	24	4	0	10	17	58	.569	14	0	25	3	.325	1	3	2-2	248	14	3	.989
2023	.278	42-28	72	9	20	3	0	5	19	38	.528	5	0	17	2	.325	0	2	0-0	208	12	1	.995
TOTAL	.245	194-134	363	53	89	15	5	23	71	183	.504	35	0	86	6	.310	2	10	3-4	793	57	11	.987

PLAYER CAPSULES



SYDNEY COX

2

UTILITY
Jr. | 5-3 | L/R
Asheboro, N.C. | Asheboro

SEASON HIGH	CAREER HIGH
3 vs. Indiana (2/11/23)	AB 4 (4x), last vs. South Florida (2/20/22)
1 (5x), last vs. Tennessee Tech (3/4/23)	R 3, vs. St. John's (2/11/22)
2, vs. Merrimack (2/25/23)	H 4, vs. St. John's (2/11/22)
1, vs. Merrimack (2/25/23)	2B 3, vs. St. John's (2/11/22)
	3B 1 (2x), last at Mississippi State (4/24/22)
	HR 1 (6x), last at Tennessee (5/7/22)
2, vs. Merrimack (2/25/23)	RBI 4, vs. St. John's (2/11/22)

2023 SEASON HIGHLIGHTS

Started three games over opening weekend, making her collegiate debut as an outfielder ... primarily has been used as a reserve outfielder and pinch hitter ... SEC Community Service Team

GAME BY GAME BATTING

DATE	OPPONENT	POS	AB	R	H	RBI	2B	3B	HR	BB	SB	CS	HBP	SAC	SF	GDP	K	PO	A	E	AVG
Feb. 10	vs. St. John's	PH	0	0	0	0	0	0	0	1	0	0	0	0	0	0	0	0	0	0	.000
Feb. 10	vs. Fordham	*OF	1	0	0	0	0	0	0	2	0	0	0	0	0	0	0	0	0	0	.000
Feb. 11	vs. Pitt	*OF	1	1	0	1	0	0	0	1	0	0	1	0	0	0	0	1	0	0	.000
Feb. 11	vs. Indiana	*OF	3	0	0	0	0	0	0	0	0	0	0	0	0	0	0	1	0	0	.000
Feb. 17	AUSTIN PEAY	OF	1	0	0	0	0	0	0	0	0	0	0	0	0	0	0	0	0	0	.000
Feb. 17	VILLANOVA	PH	1	0	0	0	0	0	0	0	0	0	0	0	0	0	0	0	0	0	.000
Feb. 18	VILLANOVA	PH/OF	1	1	0	1	0	0	0	1	0	0	0	0	0	0	0	0	0	0	.000
Feb. 18	DAYTON	*OF	0	0	0	0	0	0	0	0	0	0	0	0	0	0	0	1	0	0	.000
Feb. 19	AUSTIN PEAY	*OF	1	0	0	0	0	0	0	0	0	0	0	1	0	0	0	2	0	0	.000
Feb. 22	UAB	OF	1	0	0	0	0	0	0	0	0	0	0	0	0	0	1	0	0	0	.000
Feb. 24	MERRIMACK	PH	1	0	0	0	0	0	0	0	0	0	0	0	0	0	1	0	0	0	.000
Feb. 25	MERRIMACK	*OF	2	1	2	2	1	0	0	1	0	0	0	0	0	0	0	0	0	0	.154
Feb. 26	NORTH DAKOTA STATE	OF	0	0	0	0	0	0	0	0	0	0	0	0	0	0	0	0	0	0	.154
March 1	Troy	PH/OF	0	1	0	0	0	0	0	1	0	0	0	0	0	0	0	0	0	0	.154
March 3	BOWLING GREEN	OF	1	0	0	0	0	0	0	0	0	0	0	0	0	0	1	0	0	0	.143
March 4	TENNESSEE TECH	OF	2	1	1	1	0	0	0	0	0	0	0	0	0	0	0	1	0	0	.188
March 5	BOWLING GREEN	PH/OF	1	0	0	0	0	0	0	0	0	0	0	0	0	0	0	0	0	0	.176
March 11	at Georgia-1	PH	1	0	0	0	0	0	0	0	0	0	0	0	0	0	0	0	0	0	.167
March 18	vs. Northwestern	PH	1	0	0	0	0	0	0	0	0	0	0	0	0	0	1	0	0	0	.158
March 19	vs. Oklahoma	PH	1	0	0	0	0	0	0	0	0	0	0	0	0	0	0	0	0	0	.150
March 25	MISSOURI-2	PH	1	0	0	0	0	0	0	0	0	0	0	0	0	0	0	0	0	0	.143
April 12	TROY	PH	0	0	0	0	0	0	0	1	0	0	0	0	0	0	0	0	0	0	.143
April 16	LSU	PH	0	0	0	0	0	0	0	1	0	0	0	0	0	0	0	0	0	0	.143
April 30	at South Carolina	PH	0	0	0	0	0	0	0	0	0	0	0	1	0	0	0	0	0	0	.143
May 6	Mississippi State	PH/2B	2	0	1	0	0	0	0	0	0	0	0	0	0	0	0	1	0	0	.174
TOTALS		6gs	23	5	4	5	1	0	0	9	0	0	1	2	0	0	4	7	0	0	.174

On Base Percentage .424 | Slugging Percentage .217

COX'S OVERALL CAREER STATS

YEAR	AVG	GP-GS	AB	R	H	2B	3B	HR	RBI	TB	SLG%	BB	HBP	SO	GDP	OB%	SF	SH	SB-ATT	PO	A	E	FLD%
2021	.256	49-45	121	12	31	9	0	1	12	43	.355	17	2	20	1	.355	1	4	3-5	71	72	7	.953
2022	.310	57-51	129	28	40	10	2	5	26	69	.535	18	1	34	0	.399	0	4	1-1	28	44	8	.900
2023	.174	25-6	23	5	4	1	0	0	5	5	.217	9	1	4	0	.424	0	2	0-0	7	0	0	1.000
TOTAL	.275	131-102	273	45	75	20	2	6	43	117	.429	44	4	58	1	.382	1	10	4-6	106	116	15	.937

PLAYER CAPSULES



ICESS TRESVIK

3

UTILITY

So. | 5-9 | R/R

Wilmington, N.C. | North Carolina A&T

SEASON HIGH

4 (2x), last at Mississippi State (5/6/23) AB 4 (2x), last at Mississippi State (5/6/23)
 2 (3x), last at South Carolina (4/30/23) R 2 (3x), last at South Carolina (4/30/23)
 3 (2x), last at South Carolina (4/30/23) H 3 (2x), last at South Carolina (4/30/23)
 1 (4x), last at South Carolina (4/30/23) 2B 1 (4x), last at South Carolina (4/30/23)
 3B
 1 (8x), last at South Carolina (4/30/23) HR 1 (8x), last at South Carolina (4/30/23)
 3, last at South Carolina (4/30/23) RBI 3, last at South Carolina (4/30/23)

CAREER HIGH

2023 SEASON HIGHLIGHTS

Ranks 24th in the SEC in home runs ... made her Auburn debut in the circle with a start vs. Pitt (2/11) ... first hit as a Tiger was a two-run blast vs. Illinois (2/12) ... slugged a solo home run to lead off the run third inning to tie the game at 1-1 in Auburn's come-from-behind win over Austin Peay (2/19) ... made her SEC debut as a reserve left fielder throughout the Georgia series (3/10-3/11) ... went 2-for-2 with her first home run in SEC play, which forced extra innings in the series opener at Florida (4/6) ... scored the walk-off run in Auburn's extra-inning victory over No. 13 LSU (4/16) to pick up the first series win over the Bayou Bengal since 2017 ... was a triple shy of the cycle and drove in a season high three RBI in a three-hit effort at South Carolina (4/30)

GAME BY GAME BATTING

DATE	OPPONENT	POS	AB	R	H	RBI	2B	3B	HR	BB	SB	CS	HBP	SAC	SF	GDP	K	PO	A	E	AVG
Feb. 10	vs. St. John's	*OF	2	0	0	0	0	0	0	0	0	0	0	0	0	0	2	2	0	0	.000
Feb. 11	vs. Pitt	*P	1	0	0	0	0	0	0	0	0	0	0	0	0	0	0	0	0	0	.000
Feb. 11	vs. Indiana	OF	0	0	0	0	0	0	0	0	0	0	0	0	0	0	0	0	0	0	.000
Feb. 12	vs. Illinois	*OF/OF	3	2	1	2	0	0	1	0	0	0	0	0	0	0	0	1	0	0	.167
Feb. 17	VILLANOVA	*OF/OF	2	0	0	1	0	0	0	0	0	0	0	0	0	0	0	0	0	0	.125
Feb. 18	VILLANOVA	*OF	2	1	1	1	0	0	1	0	0	0	0	0	0	0	0	2	0	0	.200
Feb. 18	DAYTON	*OF	1	1	0	0	0	0	0	1	1	0	0	0	0	0	1	1	0	0	.182
Feb. 19	AUSTIN PEAY	*OF/OF	3	1	2	1	0	0	1	0	0	0	0	0	0	0	0	1	0	0	.286
Feb. 22	UAB	*OF/OF	3	2	2	2	0	0	1	0	0	0	0	0	0	0	0	1	0	0	.375
Feb. 24	MERRIMACK	*OF/P	2	1	1	2	1	0	0	0	0	0	0	0	0	0	0	1	0	0	.389
Feb. 24	BROWN	*OF	2	1	1	2	0	0	1	0	0	0	0	0	0	0	0	1	0	0	.400
Feb. 25	NORTH DAKOTA STATE	*OF	3	1	1	1	0	0	0	0	2	0	0	0	0	0	0	0	0	0	.391
Feb. 25	MERRIMACK	*OF	1	0	0	0	0	0	0	0	0	0	0	0	0	0	1	1	0	0	.375
Feb. 26	NORTH DAKOTA STATE	*OF	2	0	0	0	0	0	0	0	0	0	0	0	0	0	1	1	1	0	.346
March 1	at Troy	*OF	3	0	1	0	0	0	0	0	0	0	0	0	0	0	0	0	0	0	.345
March 3	BOWLING GREEN	*OF	2	0	0	0	0	0	0	0	0	0	0	0	0	0	0	1	0	0	.323
March 3	SOUTH ALABAMA	*OF	2	0	0	0	0	0	0	1	1	0	0	0	0	0	0	1	0	0	.303
March 4	SOUTH ALABAMA	*OF	2	0	0	0	0	0	0	1	0	0	0	0	0	0	1	1	1	0	.286
March 4	TENNESSEE TECH	*OF	2	1	1	2	0	0	0	1	0	0	0	0	0	0	0	1	0	0	.297
March 5	BOWLING GREEN	*OF	1	1	0	0	0	0	0	1	0	0	0	0	0	0	0	0	0	0	.289
March 8	at Georgia Tech	*OF	3	0	0	0	0	0	0	0	0	0	0	0	0	0	1	2	0	0	.268
March 10	at Georgia	OF	0	0	0	0	0	0	0	0	0	0	0	0	0	0	0	0	0	0	.268
March 11	at Georgia-1	OF	1	0	0	0	0	0	0	0	0	0	0	0	0	0	0	1	0	0	.262
March 11	at Georgia-2	OF	1	0	0	0	0	0	0	0	0	0	0	0	0	0	1	0	0	0	.256
March 17	vs. Weber State	PR/OF	1	0	0	0	0	0	0	0	0	0	0	0	0	0	0	2	0	0	.250
March 17	vs. Northwestern	OF	0	0	0	0	0	0	0	0	0	0	0	0	0	0	0	0	0	0	.250
March 18	vs. Northwestern	*OF	3	0	3	0	0	0	0	0	1	0	0	0	0	0	0	1	0	0	.298
March 18	vs. Oklahoma	*OF/P	2	0	1	0	1	0	0	0	0	0	0	0	0	0	0	1	1	0	.306
March 19	vs. Oklahoma	*OF	2	0	0	0	0	0	0	0	0	0	0	0	0	0	2	3	0	0	.294
March 25	MISSOURI-1	*OF/OF	1	0	0	0	0	0	0	0	0	0	0	0	0	0	1	0	0	0	.288
March 25	MISSOURI-2	*OF/OF	2	0	0	0	0	0	0	0	0	0	0	0	0	1	1	4	0	0	.278
March 29	at Samford	PH/OF	1	0	0	0	0	0	0	0	0	0	0	0	0	0	0	1	0	0	.273
March 31	OLE MISS	OF	1	0	0	0	0	0	0	0	0	0	0	0	0	0	0	1	0	0	.268
April 1	OLE MISS	*OF	3	1	1	0	0	0	0	0	0	0	0	0	0	0	0	0	0	0	.271
April 2	OLE MISS	*OF	1	0	0	0	0	0	0	1	0	0	0	0	0	0	0	2	0	0	.267
April 6	at Florida	*OF	3	1	2	1	0	0	1	0	0	0	0	0	0	0	0	1	0	0	.286
April 7	at Florida	*OF	3	0	0	0	0	0	0	0	0	0	0	0	0	0	1	2	0	0	.273
April 8	at Florida	*OF	3	0	0	0	0	0	0	0	0	0	0	0	0	0	1	1	0	0	.261
April 12	TROY	*OF	2	0	0	1	0	0	0	0	0	0	0	0	1	0	1	2	0	0	.254
April 14	LSU	*OF	2	0	0	0	0	0	0	1	1	0	0	0	0	0	2	0	0	0	.247
April 15	LSU	*OF	2	0	0	0	0	0	0	1	0	0	0	0	0	0	0	1	0	0	.240
April 16	LSU	*OF	3	1	1	0	0	0	0	1	0	0	0	0	0	0	0	2	0	0	.244
April 19	JACKSONVILLE STATE	*OF	2	1	1	1	0	0	1	1	0	0	0	0	0	0	0	3	0	0	.250
April 22	at Alabama-1	*OF	3	0	0	0	0	0	0	0	0	0	0	0	0	0	1	3	0	0	.241
April 22	at Alabama-2	*OF	2	0	1	0	1	0	0	1	0	0	0	0	0	0	0	0	0	0	.247
April 23	at Alabama	*OF	3	0	1	0	0	0	0	0	0	0	0	0	0	0	2	3	0	0	.250
April 28	South Carolina	*OF	3	0	0	0	0	0	0	0	1	0	0	0	0	0	1	2	0	0	.242
April 29	South Carolina	*OF	2	0	0	0	0	0	0	0	0	0	0	0	0	0	2	0	0	0	.237
April 30	South Carolina	*OF	4	2	3	3	1	0	1	0	0	0	0	0	0	0	1	0	0	0	.258
May 5	MISSISSIPPI STATE	*OF	3	0	0	0	0	0	0	1	0	0	0	0	0	1	0	1	0	0	.250
May 6	MISSISSIPPI STATE	*OF	4	0	0	0	0	0	0	0	0	0	0	0	0	1	1	3	0	0	.240
May 7	MISSISSIPPI STATE	*OF	2	0	0	0	0	0	0	1	0	0	0	0	0	0	0	1	0	0	.236
TOTALS		44gs	106	18	25	20	4	0	8	13	7	0	0	0	1	3	25	59	3	0	.236

On Base Percentage .317 | Slugging Percentage .500

TRESVIK'S OVERALL CAREER STATS

YEAR	AVG	GP-GS	AB	R	H	2B	3B	HR	RBI	TB	SLG%	BB	HBP	SO	GDP	OB%	SF	SH	SB-ATT	PO	A	E	FLD%
2023	.236	52-44	106	18	25	4	0	8	20	53	.500	13	0	25	3	.317	1	0	7-7	59	3	0	1.000
TOTAL	.236	52-44	106	18	25	4	0	8	20	53	.500	13	0	25	3	.317	1	0	7-7	59	3	0	1.000

YEAR	ERA	W-L	APP	GS	CG	SHO	SV	IP	H	R	ER	BB	SO	2B	3B	HR	BF	BAVG	WP	HBP	BK	SFA	SHA
2023	12.92	0-1	4	1	0	0/1	0	4.1	10	9	8	0	4	2	0	1	24	.435	0	0	0	1	0
TOTAL	12.92	0-1	4	1	0	0/1	0	4.1	10	9	8	0	4	2	0	1	24	.435	0	0	0	1	0

PLAYER CAPSULES



EMMAH ROLFE

4

RIGHT-HANDED PITCHER
Fr. | 5-10 | R/R
Madison, Ala. | Bob Jones

SEASON HIGH

CAREER HIGH

3.1, vs. Pitt (2/11/23) IP 3.1, vs. Pitt (2/11/23)
7, vs. Pitt (2/11/23) H 7, vs. Pitt (2/11/23)
4 (2x), last at South Carolina (4/30/23) R 4 (2x), last at South Carolina (4/30/23)
4 (2x), last at South Carolina (4/30/23) ER 4 (2x), last at South Carolina (4/30/23)
3 (2x), last at South Carolina (4/30/23) BB 3 (2x), last at South Carolina (4/30/23)
5, vs. Merrimack (2/25/23) SO 5, vs. Merrimack (2/25/23)
58, vs. Pitt (2/11/23) Pitches 58, vs. Pitt (2/11/23)

2023 SEASON HIGHLIGHTS

Made her collegiate debut in a relief appearance against Pitt (2/11), picking up a pair of strikeouts ... earned her first collegiate victory in a relief appearance against Merrimack (2/24), giving up one hit and striking out three in two scoreless frames ... set a career high with five strikeouts in a second appearances against the Warriors (2/25) ... earned her first start in the circle versus Tennessee Tech (3/4) ... made her SEC debut in a relief outing at Georgia (3/11)

GAME BY GAME PITCHING

DATE	OPPONENT	GS	IP	H	R	ER	BB	SO	2B	3B	HR	WP	BK	HBP	IBB	SCORE	W-L	SV	ERA	NP
Feb. 11	vs. Pitt		3.1	7	4	4	1	2	1	0	0	0	0	0	0	7-8	0-0	0	8.40	58
Feb. 17	AUSTIN PEAY		1.0	2	0	0	0	0	0	0	0	0	0	0	0	11-1	0-0	0	6.46	14
Feb. 18	VILLANOVA		1.0	0	1	0	3	1	0	0	0	1	0	0	0	9-3	0-0	0	5.25	35
Feb. 24	MERRIMACK		2.0	1	0	0	0	3	1	0	0	0	0	0	0	12-0	1-0	0	3.82	34
Feb. 25	MERRIMACK		2.0	0	0	0	1	5	0	0	0	0	0	0	0	7-0	1-0	0	3.00	32
March 4	TENNESSEE TECH	*	2.0	4	3	2	1	0	0	0	1	0	0	0	0	11-6	1-0	0	3.71	40
March 11	at Georgia-1		1.0	2	1	1	2	0	0	0	0	1	0	0	0	0-5	1-0	0	3.97	25
March 19	vs. Oklahoma		1.0	2	1	1	0	1	1	0	0	1	0	0	0	1-7	1-0	0	4.20	15
April 1	OLE MISS		2.1	1	0	0	1	1	0	0	0	1	0	0	0	1-4	1-0	0	3.57	28
April 7	at Florida		2.0	2	3	3	2	0	0	0	0	0	0	0	0	3-6	1-0	0	4.36	38
April 29	at South Carolina		1.0	2	4	4	3	0	0	0	1	1	0	0	0	0-8	1-0	0	5.62	40
TOTALS		1	18.2	23	17	15	14	13	3	0	2	5	0	0	0	62-48	1-0	0	5.62	359

ROLFE'S OVERALL CAREER STATS

YEAR	ERA	W-L	APP	GS	CG	SHO	SV	IP	H	R	ER	BB	SO	2B	3B	HR	BF	BAVG	WP	HBP	BK	SFA	SHA
2023	5.62	1-0	11	1	0	0/2	0	18.2	23	17	15	14	13	3	0	2	91	.311	5	0	0	3	0
TOTAL	5.62	1-0	11	1	0	0/2	0	18.2	23	17	15	14	13	3	0	2	91	.311	5	0	0	3	0

PLAYER CAPSULES



LINDSEY GARCIA

5

INFIELD

Sr. | 5-5 | R/R

Coral Springs, Fla. | Coral Springs Charter School

SEASON HIGH

5, vs. Mississippi State (5/6/23) AB 5 (2x), last vs. Mississippi State (5/6/23)
 2 (7x), last at Georgia (3/10/23) R 2 (10x), last at Georgia (3/10/23)
 3, vs. Indiana (2/11/23) H 3, vs. Indiana (2/11/23)
 1 (8x), last at Samford (3/29/23) 2B 1 (22x), last at Samford (3/29/23)
 1, at Troy (3/1/23) 3B 1 (5x), last at Troy (3/1/23)
 1 (10x), last vs. Mississippi State (5/7/23) HR 1 (21x), last vs. Mississippi State (5/7/23)
 5 (2x), last at Samford (3/29/23) RBI 5 (2x), last at Samford (3/29/23)

CAREER HIGH

2023 SEASON HIGHLIGHTS

Ranks 16th in the SEC in home runs ... tied for fifth in program history in career sacrifice flies and tied for seventh in career triples ... first player since Alyssa Rivera (2019) to record three steals in a game versus Fordham (2/10) ... set a career high with three hits vs. Indiana (2/11) ... slugged a grand slam, the first of her career, in the first inning against Villanova (2/18) to propel Auburn to a comeback win ... Tiger Invitational All-Tournament Team ... set a career high with five RBI and slugged the walk-off grand slam in Auburn's run-rule victory over North Dakota State (2/25) ... Plainsman Invite All-Tournament Team ... her two-run home run was the difference in Auburn's 6-5 victory in the series opener at Georgia (3/10) ... recorded her 100th career hit in game two of Missouri series (3/25) ... using a pair of extra-base hits, matched her career high with 5 RBI at Samford (3/29) ... on her Senior Day (5/7), knocked a two-run home run to record the first double-digit home run season of her career

GAME BY GAME HITTING

DATE	OPPONENT	POS	AB	R	H	RBI	2B	3B	HR	BB	SB	CS	HBP	SAC	SF	GDP	K	PO	A	E	AVG
Feb. 10	vs. St. John's	*OF	3	1	1	2	0	0	0	0	0	0	0	0	0	0	0	1	0	0	.333
Feb. 10	vs. Fordham	*OF	2	2	1	0	0	0	0	1	3	0	0	0	0	0	0	0	0	0	.400
Feb. 11	vs. Pitt	*OF	4	0	1	0	1	0	0	0	0	0	0	0	0	0	1	4	0	0	.333
Feb. 11	vs. Indiana	*OF/OF	4	2	3	1	0	0	0	0	0	0	0	0	0	0	0	1	0	0	.462
Feb. 12	vs. Illinois	*OF	2	2	1	0	1	0	0	1	0	0	0	0	0	0	0	0	0	0	.467
Feb. 17	AUSTIN PEAY	*OF	2	1	1	3	0	0	1	0	0	0	0	0	0	0	0	1	0	0	.471
Feb. 17	VILLANOVA	*OF	3	2	2	0	0	0	0	0	0	0	0	0	0	0	0	0	0	0	.500
Feb. 18	VILLANOVA	*OF/DP	3	2	1	4	0	0	1	0	1	0	0	0	0	0	0	1	0	0	.478
Feb. 18	DAYTON	*OF	3	0	2	1	1	0	0	0	0	0	0	0	0	0	0	0	0	0	.500
Feb. 19	AUSTIN PEAY	*OF	2	0	0	0	0	0	0	1	0	0	0	0	0	0	2	0	0	0	.464
Feb. 22	UAB	*OF	2	0	0	0	0	0	0	0	0	0	0	0	0	0	1	0	0	0	.433
Feb. 24	MERRIMACK	*OF	1	1	0	0	0	0	0	1	0	0	0	0	0	0	0	0	0	0	.419
Feb. 24	BROWN	*OF	3	0	1	1	0	0	0	0	1	0	0	0	0	0	1	0	0	0	.412
Feb. 25	NORTH DAKOTA STATE	*OF	3	2	2	5	1	0	1	1	1	0	0	0	0	0	0	1	0	0	.432
Feb. 26	NORTH DAKOTA STATE	*DP	2	0	0	1	0	0	0	1	0	0	0	0	0	0	1	0	0	0	.410
March 1	at Troy	*OF	2	0	1	2	0	1	0	0	0	1	1	0	0	0	0	0	0	0	.415
March 3	BOWLING GREEN	*OF	1	0	1	1	1	0	0	1	0	0	0	0	0	0	0	1	0	0	.429
March 3	SOUTH ALABAMA	*OF	3	1	1	1	0	0	1	0	0	0	0	0	0	0	1	1	0	0	.422
March 4	SOUTH ALABAMA	*OF	2	1	0	0	0	0	0	0	0	0	1	0	0	0	1	1	0	0	.404
March 4	TENNESSEE TECH	*OF	2	0	0	0	0	0	0	0	0	0	0	0	0	0	0	0	0	0	.388
March 5	BOWLING GREEN	*OF	2	0	0	0	0	0	0	0	0	0	0	0	0	0	0	0	0	0	.373
March 8	at Georgia Tech	*OF	3	0	1	0	1	0	0	0	0	0	0	0	0	0	1	1	0	0	.370
March 10	at Georgia	*OF	3	2	2	2	1	0	1	0	0	0	0	0	0	0	0	1	0	0	.386
March 11	at Georgia-1	*OF	2	0	0	0	0	0	0	0	0	0	0	0	0	0	2	2	0	1	.373
March 11	at Georgia-2	*DP	4	0	0	0	0	0	0	0	0	0	0	0	0	0	0	0	0	0	.349
March 17	vs. Weber State	*OF	1	1	0	0	0	0	0	1	0	0	0	0	0	0	0	0	0	0	.344
March 17	vs. Northwestern	*OF	3	0	0	0	0	0	0	0	0	0	0	0	0	0	2	0	0	0	.328
March 18	vs. Northwestern	*DP	2	1	1	0	0	0	0	0	2	0	0	0	0	0	0	0	0	0	.333
March 18	vs. Oklahoma	*DP/OF	2	0	0	0	0	0	0	0	0	0	0	0	0	0	1	0	0	0	.324
March 19	vs. Oklahoma	*DP	1	0	0	0	0	0	0	1	0	0	0	0	0	0	0	0	0	0	.319
March 25	MISSOURI-1	*OF	3	1	1	2	0	0	1	0	0	0	0	0	0	0	0	0	0	0	.320
March 25	MISSOURI-2	*OF	2	0	0	0	0	0	0	1	0	0	0	0	0	0	0	0	0	0	.312
March 27	MISSOURI	*OF	3	0	1	0	0	0	0	0	0	0	0	0	0	1	0	0	0	0	.312
March 29	at Samford	*OF	4	1	2	5	1	0	1	0	0	0	0	0	0	0	0	1	0	0	.321
March 31	OLE MISS	*OF	3	0	0	0	0	0	0	0	0	0	0	0	1	0	1	0	0	0	.310
April 1	OLE MISS	*OF	2	0	1	0	0	0	0	1	0	0	0	0	0	0	0	1	0	0	.315
April 2	OLE MISS	*OF	3	0	0	0	0	0	0	0	0	0	0	0	0	0	0	2	0	0	.304
April 6	at Florida	*OF	3	0	2	0	0	0	0	1	0	0	0	0	0	0	0	1	0	0	.316
April 7	at Florida	*OF	4	0	0	0	0	0	0	0	0	0	0	0	0	0	1	2	0	0	.303
April 8	at Florida	*OF	3	0	0	0	0	0	0	0	0	0	0	0	0	0	1	2	0	0	.294
April 12	TROY	*OF	1	1	1	0	0	0	1	0	0	0	0	0	0	0	0	0	0	0	.301
April 14	LSU	*OF	3	1	1	2	0	0	1	0	0	0	0	0	0	0	0	1	0	0	.302
April 15	LSU	*OF	3	1	2	2	0	0	1	0	0	0	0	0	0	0	0	2	0	0	.312
April 16	LSU	*OF	4	0	0	0	0	0	0	0	0	0	0	0	0	0	0	0	0	0	.301
April 19	JACKSONVILLE STATE	*OF	3	0	1	0	0	0	0	0	0	0	0	0	0	0	0	0	0	0	.302
April 22	at Alabama-1	*OF	2	0	0	0	0	0	0	0	0	0	0	1	0	0	1	4	0	0	.297
April 22	at Alabama-2	*OF	3	1	0	0	0	0	0	0	0	0	0	0	0	0	1	1	0	0	.289
April 23	at Alabama	*OF	3	0	0	0	0	0	0	0	0	0	0	0	0	0	2	0	0	0	.282
April 28	at South Carolina	*OF/DP	4	0	0	0	0	0	0	0	0	0	0	0	0	0	0	1	0	0	.273
April 29	at South Carolina	*OF	2	0	0	0	0	0	0	0	0	0	0	0	0	0	2	1	0	0	.269
April 30	at South Carolina	*OF	3	0	0	1	0	0	0	0	1	0	0	0	0	0	2	0	0	0	.263
May 7	MISSISSIPPI STATE	*OF	4	1	2	0	0	0	0	0	0	0	0	0	0	0	0	0	0	0	.270
May 6	MISSISSIPPI STATE	*OF	5	0	1	0	0	0	0	0	0	0	0	0	0	0	2	3	0	0	.268
May 7	MISSISSIPPI STATE	*OF	2	1	1	2	0	0	1	1	0	0	0	0	0	0	0	1	0	0	.271
TOTALS		54gs	144	29	39	38	8	1	10	16	7	1	2	1	0	1	27	38	1	1	.271

On Base Percentage .352 | Slugging Percentage .549

GARCIA'S OVERALL CAREER STATS

YEAR	AVG	GP-GS	AB	R	H	2B	3B	HR	RBI	TB	SLG%	BB	HBP	SO	GDP	OB%	SF	SH	SB-ATT	PO	A	E	FLD%
2020	.263	19-4	19	7	5	3	1	0	4	10	.526	3	1	7	0	.391	0	0	1-1	1	4	0	1.000
2021	.236	45-38	106	16	25	3	0	3	15	38	.349	8	3	18	0	.303	2	2	5-5	13	16	5	.853
2022	.285	54-56	158	29	45	8	3	8	32	83	.525	11	2	15	0	.328	6	2	10-14	61	3	2	.970
2023	.271	54-54	144	29	39	8	1	10	38	79	.549	16	2	27	1	.352	0	1	7-8	38	1	1	.975
TOTAL	.267	174-152	427	81	114	22	5	21	89	209	.489	38	8	67	1	.333	8	5	23-28	113	24	8	.945

PLAYER CAPSULES



DENVER BRYANT

7

INFIELD

Jr. | 5-6 | R/R

Albany, Ga. | Dougherty

SEASON HIGH

3 (19x), last vs. Mississippi State (5/5/23) AB 5, last vs. South Carolina (3/19/22)
2 (2x), last vs. Ole Miss (3/31/23) R 2 (3x), last vs. Ole Miss (3/31/23)
2 (6x), last vs. Mississippi State (5/7/23) H 2 (14x), last vs. Mississippi State (5/7/23)
1 (2x), last vs. Mississippi State (5/5/23) 2B 1 (8x), last vs. Mississippi State (5/5/23)
1, vs. Tennessee Tech (3/4/23) 3B 1 (3x), last vs. Tennessee Tech (3/4/23)
1 (5x), last at Alabama (4/22/23) HR 1 (12x), last at Alabama (4/22/23)
3, at Alabama (4/23/23) RBI 3 (3x), last at Alabama (4/22/23)

CAREER HIGH

2023 SEASON HIGHLIGHTS

Made her return to the field following her 2022 knee injury with three pinch-hit appearances over opening weekend (2/10-2/11) ... turned in a two-hit, two-RBI performance against Villanova (2/17), her firsts since her 2022 ACL injury ... walked off Auburn's 8-0 run-rule victory over Bowling Green (3/5) with an RBI single through the left side ... Auburn's most consistent hitter during the Omni Hall of Fame Classic (3/17-3/19), slugging her first two home runs of the season ... walked off Auburn's series sweep of Missouri (3/27) with an RBI single to right field ... match her career high in RBI with a three-run home run at No. 14 Alabama (4/22) ... led Auburn in conference play with a .322 batting average

GAME BY GAME HITTING

DATE	OPPONENT	POS	AB	R	H	RBI	2B	3B	HR	BB	SB	CS	HBP	SAC	SF	GDP	K	PO	A	E	AVG
Feb. 10	vs. St. John's	PH	1	0	0	0	0	0	0	0	0	0	0	0	0	0	0	0	0	0	.000
Feb. 10	vs. Fordham	PH	0	1	0	0	0	0	0	1	0	0	0	0	0	0	0	0	0	0	.000
Feb. 11	vs. Indiana	PH	1	0	0	0	0	0	0	0	0	0	0	0	0	0	0	0	0	0	.000
Feb. 17	AUSTIN PEAY	*3B	0	0	0	0	0	0	0	0	0	0	0	0	0	0	0	0	0	1	.000
Feb. 17	VILLANOVA	*3B	3	0	2	2	0	0	0	0	0	0	0	0	0	0	1	0	0	0	.400
Feb. 18	VILLANOVA	*3B	2	0	0	0	0	0	0	0	0	0	0	0	0	0	0	0	0	2	.286
Feb. 18	DAYTON	*3B	1	1	0	0	0	0	0	0	0	0	0	1	0	0	0	0	0	0	.250
Feb. 19	AUSTIN PEAY	3B	0	0	0	0	0	0	0	0	0	0	0	0	0	0	0	0	0	0	.250
Feb. 22	UAB	3B	1	0	1	0	0	0	0	0	0	0	0	0	0	0	0	0	0	0	.333
Feb. 24	MERRIMACK	*3B	1	0	0	0	0	0	0	0	0	0	0	0	0	0	1	0	0	0	.300
Feb. 24	BROWN	*3B	1	0	0	0	0	0	0	1	0	0	0	0	0	0	0	1	0	0	.273
Feb. 25	NORTH DAKOTA STATE	PH	1	0	0	0	0	0	0	0	0	0	0	0	0	0	0	0	0	0	.250
Feb. 25	MERRIMACK	*3B	2	1	1	0	0	0	0	0	0	0	0	0	0	0	1	0	1	2	.286
Feb. 26	NORTH DAKOTA STATE	PH	1	0	0	0	0	0	0	0	0	0	0	0	0	0	1	0	0	0	.267
March 1	at Troy	PH	0	1	0	0	0	0	0	1	0	0	0	0	0	0	0	0	0	0	.267
March 3	BOWLING GREEN	*3B	2	1	0	0	0	0	0	0	0	0	0	0	0	0	1	0	1	0	.235
March 4	TENNESSEE TECH	2B	1	1	1	0	0	1	0	0	0	0	1	0	0	0	0	0	0	0	.278
March 5	BOWLING GREEN	3B	2	0	1	1	0	0	0	0	0	0	0	0	0	0	1	1	0	0	.300
March 8	at Georgia Tech	PH	1	0	0	0	0	0	0	0	0	0	0	0	0	0	0	0	0	0	.286
March 10	at Georgia	3B	0	0	0	0	0	0	0	0	0	0	0	0	0	0	0	0	0	0	.286
March 11	at Georgia-1	3B	1	0	1	0	0	0	0	0	0	0	0	0	0	0	0	1	0	0	.318
March 11	at Georgia-2	PH/3B	3	0	0	0	0	0	0	0	0	0	0	0	0	0	1	1	0	0	.280
March 17	vs. Weber State	*3B	3	1	1	1	0	0	1	0	0	0	0	0	0	0	0	0	0	0	.286
March 17	vs. Northwestern	*3B	3	0	2	0	0	0	0	0	0	0	0	0	0	0	1	1	3	0	.323
March 18	vs. Northwestern	*3B	3	1	1	2	0	0	1	0	0	0	0	0	0	0	2	1	0	0	.324
March 18	vs. Oklahoma	*3B	2	0	1	0	0	0	0	0	0	0	0	0	0	0	1	0	1	1	.333
March 19	vs. Oklahoma	*3B	2	0	0	0	0	0	0	0	0	0	0	0	0	0	2	0	0	0	.316
March 25	MISSOURI-1	*3B	2	0	0	0	0	0	0	0	0	0	0	0	0	0	2	0	1	0	.300
March 25	MISSOURI-2	*3B	2	0	1	0	0	0	0	0	0	0	0	0	0	0	1	4	4	0	.310
March 27	MISSOURI	*3B	3	0	1	1	0	0	0	0	1	0	0	0	0	0	1	1	1	0	.311
March 29	at Samford	*3B	2	2	0	0	0	0	0	1	1	0	0	0	0	0	0	0	1	0	.298
March 31	OLE MISS	*3B	3	2	2	2	0	0	1	0	0	0	0	0	0	0	0	2	0	0	.320
April 1	OLE MISS	*3B	3	0	2	0	0	0	0	0	0	0	0	0	0	0	0	4	0	0	.340
April 2	OLE MISS	*3B	2	0	0	0	0	0	0	0	0	0	0	0	0	0	0	2	0	0	.327
April 6	at Florida	*3B	3	0	0	0	0	0	0	0	0	0	0	0	0	0	0	2	0	0	.310
April 7	at Florida	*3B	3	0	1	0	0	0	0	0	0	0	0	0	0	0	0	3	1	0	.311
April 8	at Florida	*3B	2	1	1	1	0	0	0	2	0	0	0	0	0	0	0	0	1	0	.317
April 12	TROY	*3B	3	1	1	0	0	0	0	0	0	0	0	0	0	0	0	0	1	0	.318
April 14	LSU	*3B	3	0	0	0	0	0	0	0	0	0	0	0	0	0	2	1	1	0	.304
April 15	LSU	*3B	3	0	0	0	0	0	0	0	0	0	0	0	0	0	0	1	1	0	.292
April 16	LSU	*3B	3	0	0	0	0	0	0	1	0	0	0	0	0	0	2	0	1	0	.280
April 19	JACKSONVILLE STATE	*3B	2	0	1	0	0	0	0	0	0	0	0	0	0	0	1	1	1	0	.286
April 22	at Alabama-1	*3B	2	1	1	1	0	0	1	0	0	0	0	0	0	0	1	0	1	0	.291
April 22	at Alabama-2	*3B	3	1	1	3	0	0	1	0	0	0	0	0	0	0	0	1	0	2	.293
April 23	at Alabama	*3B	3	0	1	1	1	0	0	0	0	0	0	0	0	0	0	0	0	0	.294
April 28	at South Carolina	*3B	3	0	1	0	0	0	0	0	0	0	0	0	0	0	0	1	1	0	.295
April 29	at South Carolina	*3B	2	0	0	0	0	0	0	0	0	0	0	0	0	0	2	1	0	0	.289
April 30	at South Carolina	*3B	3	1	1	1	0	0	0	1	0	0	0	0	0	0	0	1	0	0	.290
May 5	MISSISSIPPI STATE	*3B	3	0	2	0	1	0	0	1	0	0	0	0	0	0	0	0	0	0	.302
May 6	MISSISSIPPI STATE	*3B	2	1	1	0	0	0	0	2	1	0	0	0	0	0	0	1	0	1	.306
May 7	MISSISSIPPI STATE	*3B	2	0	2	0	0	0	0	1	0	0	0	0	0	0	0	0	0	0	.320
TOTALS		37gs	100	18	32	16	2	1	5	12	3	0	1	1	0	0	25	26	28	9	.320

On Base Percentage .398 | Slugging Percentage .510

BRYANT'S OVERALL CAREER STATS

YEAR	AVG	GP-GS	AB	R	H	2B	3B	HR	RBI	TB	SLG%	BB	HBP	SO	GDP	OB%	SF	SH	SB-ATT	PO	A	E	FLD%
2021	.156	23-10	32	4	5	2	0	1	3	10	.313	2	0	13	0	.206	0	0	0-1	7	6	3	.813
2022	.371	29-29	70	16	26	4	2	6	20	52	.743	4	1	16	0	.408	1	2	2-2	33	27	5	.923
2023	.320	51-37	100	18	32	2	1	5	16	51	.510	12	1	25	0	.398	0	1	3-3	26	28	9	.857
TOTAL	.312	103-76	202	38	63	8	3	12	39	113	.559	18	2	54	0	.372	1	3	5-6	66	61	17	.882

PLAYER CAPSULES



MADDIE PENTA

9

RIGHT-HANDED PITCHER

Jr. | 6-2 | R/R

Chesapeake City, Md. | Bohemia Manor

SEASON HIGH

9.2, at Georgia (3/11/23)	IP	10.0, vs. South Carolina (3/21/22)
9, vs. Oklahoma (3/19/23)	H	9 (2x), last vs. Oklahoma (3/19/23)
5 (2x), last vs. Oklahoma (3/19/23)	R	5 (6x), last vs. Oklahoma (3/19/23)
5 (2x), last vs. Oklahoma (3/19/23)	ER	5 (3x), last vs. Oklahoma (3/19/23)
4, vs. Missouri (3/27/23)	BB	6, vs. Missouri (5/11/22)
17, vs. Missouri (3/25/23)	SO	17 (2x), vs. Missouri (3/25/23)
139, at South Carolina (4/28/23)	Pitches	161, vs. South Carolina (3/21/22)

CAREER HIGH

2023 SEASON HIGHLIGHTS

2023 USA Softball Collegiate Player of the Year Top 25 Finalist... Preseason All-SEC Team ... earned individual preseason player rankings from D1 Softball (No. 37), Extra Inning Softball (No. 47) and Softball America (No. 61) ... tabbed the No. 13 and No. 14 overall pitcher in the country by D1 Softball and Extra Inning Softball, respectively ... SEC Pitcher of the Week [Feb. 13; March 28; May 2; May 8] ... first pitcher in program history to win the award four times in the same season ... NFCA Leadoff Classic All-Tournament Team ... Tiger Invitational All-Tournament Team ... Plainsman Invite All-Tournament Team ... Jane B. Moore Memorial All-Tournament Team ... ranks second in the country in strikeouts, fourth in victories, fifth in earned run average, seventh in hits allowed per seven innings (3.54), eighth in shutouts and 10th in innings pitched ... the SEC leader in wins ... also ranks second in the league in ERA, innings pitched, strikeouts, shutouts and hits allowed per seven innings, fourth in strikeout-to-walk ratio (3.54), fifth in strikeouts per seven innings (10.0) and seventh in walks allowed per seven innings (1.46) ... ranks ninth among all active Division I athletes in career strikeouts per seven innings (9.54), 15th in career earned run average, 24th in career strikeouts, 31st in career win percentage (.707) and 38th in career starts ... ranks in the top 10 in 20 Auburn career pitching categories, including second in opponent batting average and strikeouts per seven innings, third in ERA, fourth in fewest walks allowed per seven innings (2.02) and strikeouts, fifth in starts and complete games, sixth in shutouts, seventh in wins and eighth in innings pitched ... just the fourth player in program history to surpass 650 career strikeouts ... turned in 10 double-digit strikeout performances this season ... first pitcher since Anna Thompson (2009, 2010) to record 250+ strikeouts in back-to-back seasons ... currently ranked in the top 10 in 14 Auburn single-season pitching categories, which includes entering the SEC Tournament with the lowest ERA recorded by a Tiger pitcher in a season ... is three wins shy of setting Auburn's single-season wins record ... currently holds the lowest ERA, the second most strikeouts and the fourth most innings pitched by a junior in school history ... opened the season with 25.1 consecutive scoreless innings, the eighth longest streak in program history ... made her first collegiate plate appearances against Dayton (2/18), recording a sacrifice bunt and a walk ... tossed three perfect frames with three strikeouts in a start against UAB (2/22) ... recorded her third individual no-hitter behind seven strikeouts in a six-inning affair against North Dakota State (2/25) ... allowed the first earned run of her junior season after 62.1 innings at Georgia Tech (3/8) ... with eight strikeouts against the Yellow Jackets, surpassed 100 strikeouts for the season ... the run snapped her consecutive scoreless inning streak at 39.1 innings, the second longest streak in school history ... recorded 12 strikeouts, including the 500th of her career, versus Northwestern (3/17) ... tied Auburn's single-game record for strikeouts in an SEC contest and matcher her career high with 17 against Missouri (3/25) ... picked up Auburn's first shutout win in Gainesville and the 50th win of her career at No. 15 Florida (4/8) ... just the eighth pitcher in program history to record at least 50 win in their career ... shut out LSU in 14.2 of the 15.2 innings she pitched to help secure Auburn's first series win over the Bayou Bengals since 2017 ... recorded the 600th strikeout of her career versus Jacksonville State (4/19) ... first pitcher since Kaylee Carlson (2017, 2018) to record at least 20 wins in back-to-back seasons ... tossed Auburn's third no-hitter in SEC and the first since 2006 with her no-hit effort in the series finale at South Carolina (4/30) ... closed the SEC season with a 1.02 ERA, the lowest ever recorded by an Auburn pitcher ... just the fifth player in school history to record 10 or more wins in an SEC season ... in a one-hit effort versus Mississippi State (5/7), tied Kristen Keyes (2004) for the most shutouts by an Auburn pitcher in SEC player with six ... recorded the most strikeouts in an SEC season since Keyes (2004) with 138

GAME BY GAME PITCHING

DATE	OPPONENT	GS	IP	H	R	ER	BB	SO	2B	3B	HR	WP	BK	HBP	IBB	SCORE	W-L	SV	ERA	NP	
Feb. 10	vs. Fordham	*	5.0	3	0	0	1	11	0	0	0	0	0	0	0	9-0	1-0	0	0.00	89	
Feb. 11	vs. Indiana	*	6.0	3	0	0	1	11	0	0	0	1	0	1	0	9-0	2-0	0	0.00	93	
Feb. 12	vs. Illinois	*	4.0	2	0	0	1	9	0	0	0	0	0	0	0	10-0	3-0	0	0.00	64	
Feb. 17	VILLANOVA	*	4.0	1	0	0	0	9	0	0	0	0	0	0	0	8-0	4-0	0	0.00	49	
Feb. 18	VILLANOVA	*	2.0	0	0	0	1	5	0	0	0	0	0	0	0	9-3	4-0	0	0.00	33	
Feb. 18	DAYTON	*	2.0	0	0	0	0	3	0	0	0	0	0	0	0	10-2	5-0	0	0.00	13	
Feb. 19	AUSTIN PEAY	*	4.0	5	1	0	1	7	0	0	0	0	0	0	0	5-1	6-0	0	0.00	93	
Feb. 22	UAB	*	3.0	0	0	0	0	3	0	0	0	0	0	0	0	10-1	7-0	0	0.00	31	
Feb. 25	NORTH DAKOTA STATE	*	6.0	0	0	0	0	7	0	0	0	0	0	1	0	9-0	8-0	0	0.00	80	
Feb. 26	NORTH DAKOTA STATE	*	3.0	2	0	0	0	4	0	0	0	0	0	0	0	4-0	8-0	1	0.00	38	
March 1	at Troy	*	5.0	1	0	0	0	10	0	0	0	0	0	0	0	11-0	9-0	1	0.00	63	
March 3	SOUTH ALABAMA	*	7.0	3	0	0	0	11	1	0	0	0	0	0	0	3-0	10-0	1	0.00	83	
March 4	SOUTH ALABAMA	*	3.0	1	0	0	0	3	0	0	0	0	0	0	0	1-2	10-0	1	0.00	33	
March 5	BOWLING GREEN	*	3.0	0	0	0	0	6	0	0	0	0	0	0	0	8-0	11-0	1	0.00	41	
March 8	at Georgia Tech	*	5.2	5	1	1	0	8	2	1	0	0	0	0	0	1-2	11-0	1	0.11	85	
March 10	at Georgia	*	3.0	4	1	0	0	4	1	0	0	0	0	1	0	6-5	11-0	2	0.11	42	
March 11	at Georgia-2	*	9.2	8	5	5	1	6	1	0	3	0	0	1	0	4-5	11-1	2	0.56	109	
March 17	vs. Northwestern	*	7.0	4	2	1	2	12	0	1	0	0	0	1	0	1-2	11-2	2	0.60	124	
March 18	vs. Northwestern	*	0.0	1	1	1	0	0	0	0	1	0	0	0	0	5-6	11-3	2	0.68	4	
March 19	vs. Oklahoma	*	4.0	9	5	5	1	4	0	0	2	0	0	0	0	1-7	11-4	2	1.05	79	
March 25	MISSOURI-1	*	7.0	2	0	0	1	17	1	0	0	0	0	0	0	4-0	12-4	2	0.97	116	
March 27	MISSOURI	*	7.0	1	1	1	4	8	0	0	1	0	0	0	0	2-1	13-4	2	0.98	112	
March 29	at Samford	*	4.0	0	0	0	2	8	0	0	0	0	0	0	0	10-0	14-4	2	0.94	69	
March 31	OLE MISS	*	7.0	2	2	1	2	9	0	0	1	0	0	1	0	8-2	15-4	2	0.94	102	
April 2	OLE MISS	*	7.0	2	0	0	2	8	0	0	0	0	0	0	0	1-0	16-4	2	0.89	90	
April 6	at Florida	*	7.0	3	3	2	3	12	0	1	0	0	0	1	0	2-3	16-5	2	0.95	133	
April 8	at Florida	*	7.0	4	0	0	2	10	0	1	0	2	0	0	0	7-0	17-5	2	0.90	112	
April 12	TROY	*	5.0	3	3	3	1	7	0	0	2	0	0	0	0	7-5	18-5	2	1.02	68	
April 14	LSU	*	7.0	6	3	3	0	5	0	0	2	1	0	0	0	5-3	19-5	2	1.12	102	
April 16	LSU	*	8.2	4	0	0	2	7	0	0	0	1	0	0	0	1-0	19-5	2	1.05	123	
April 19	JACKSONVILLE STATE	*	3.0	2	0	0	1	3	0	0	0	0	0	0	0	3-0	19-5	2	1.03	38	
April 22	at Alabama-2	*	7.0	3	1	1	1	7	1	0	0	0	0	0	0	5-1	20-5	2	1.03	114	
April 23	at Alabama	*	7.0	6	1	1	1	8	1	0	0	0	0	0	0	3-1	21-5	2	1.03	114	
April 28	at South Carolina	*	7.0	4	0	0	3	10	0	0	0	0	0	0	0	1-0	22-5	2	0.99	139	
April 30	at South Carolina	*	5.0	0	0	0	2	9	0	0	0	0	0	0	0	10-0	23-5	2	0.96	77	
May 5	MISSISSIPPI STATE	*	7.0	4	2	2	2	10	0	0	1	1	0	1	0	5-2	24-5	2	1.00	107	
May 7	MISSISSIPPI STATE	*	7.0	1	0	0	3	8	0	0	0	1	1	0	0	3-0	25-5	2	0.96	101	
TOTALS			31	196.0	99	32	27	41	279	8	4	13	7	0	8	0	201-54	25-5	2	0.96	2,963

PENTA'S OVERALL CAREER STATS

YEAR	ERA	W-L	APP	GS	CG	SHO	SV	IP	H	R	ER	BB	SO	2B	3B	HR	BF	BAVG	WP	HBP	BK	SFA	SHA
2021	2.78	9-9	21	20	6	3/1	0	88.0	69	42	35	44	105	5	0	8	384	.211	2	9	0	2	2
2022	1.76	24-10	42	35	15	2/6	1	195.0	128	62	49	53	269	19	3	15	785	.181	10	13	0	4	80
2023	0.96	25-5	37	31	16	8/10	2	196.0	99	32	27	41	279	8	4	13	730	.146	7	8	0	0	5
TOTAL	1.62	58-24	100	86	37	13/17	3	479.0	296	136	111	138	653	32	7	36	1899	.173	19	30	0	6	15

PLAYER CAPSULES



MAKAYLA PACKER 10

UTILITY

Jr. | 5-8 | R/R

Chattanooga, Tenn. | Baylor School

SEASON HIGH

3 (14x), last vs. Mississippi State (5/6/23) AB 5, vs. South Carolina (3/19/22)
2, vs. North Dakota State (2/25/23) R 3 (3x), last vs. Syracuse (2/27/22)
3, at Georgia (3/11/23) H 3 (4x), last at Georgia (3/11/23)
1 (2x), last vs. Troy (4/12/23) 2B 1 (11x), last vs. Troy (4/12/23)
1 (2x), last vs. South Alabama (3/5/23) 3B 1 (6x), last vs. South Alabama (3/5/23)
HR 1 (12x), last at Alabama State (4/27/22)
1 (5x), last at South Carolina (4/28/23) RBI 4, vs. IUPUI (2/27/21)

CAREER HIGH

2023 SEASON HIGHLIGHTS

Holds the third highest stolen base percentage in program history (.870) and stands third in school history in career steals and tied for third in career triples ... match her career high in hits with a 3-for-3 performance at Georgia (3/11) ... delivered with a two-out single to right field in the bottom of the ninth to drive in Icess Tresvik to walk off Auburn's first series win over LSU (4/16) since 2017 ... used her 100th career collegiate hit to drive in Auburn's lone run in its 1-0 win to open the series at South Carolina (4/28)

GAME BY GAME HITTING

DATE	OPPONENT	POS	AB	R	H	RBI	2B	3B	HR	BB	SB	CS	HBP	SAC	SF	GDP	K	PO	A	E	AVG
Feb. 10	vs. St. John's	PR	0	0	0	0	0	0	0	0	0	1	0	0	0	0	0	0	0	0	.000
Feb. 10	vs. Fordham	PR	0	1	0	0	0	0	0	0	0	0	0	0	0	0	0	0	0	0	.000
Feb. 11	vs. Pitt	PR	0	1	0	0	0	0	0	0	1	0	0	0	0	0	0	0	0	0	.000
Feb. 11	vs. Indiana	PR	0	0	0	0	0	0	0	0	0	0	0	0	0	0	0	0	0	0	.000
Feb. 12	vs. Illinois	PR/OF	0	1	0	0	0	0	0	0	0	0	0	0	0	0	0	1	0	0	.000
Feb. 17	AUSTIN PEAY	*OF	2	1	1	0	0	0	0	0	0	0	0	0	0	0	0	0	0	0	.500
Feb. 17	VILLANOVA	OF	0	0	0	0	0	0	0	0	0	0	0	0	0	0	0	0	0	0	.500
Feb. 19	AUSTIN PEAY	OF	0	0	0	0	0	0	0	0	0	0	0	0	0	0	0	1	0	0	.500
Feb. 22	UAB	*OF	2	1	1	1	0	1	0	0	0	1	0	0	0	0	0	1	0	0	.500
Feb. 24	MERRIMACK	*OF	1	0	1	1	0	0	0	0	0	0	0	0	0	0	0	0	0	0	.600
Feb. 24	BROWN	PR	0	0	0	0	0	0	0	0	0	0	0	0	0	0	0	0	0	0	.600
Feb. 25	NORTH DAKOTA STATE	*OF	3	2	2	1	0	0	0	0	2	0	0	0	0	0	0	1	0	0	.625
Feb. 26	NORTH DAKOTA STATE	*OF	3	1	1	0	0	0	0	0	0	0	0	0	0	0	1	1	0	0	.545
March 1	at Troy	*OF	3	1	2	0	0	0	0	0	0	0	0	0	0	0	1	1	0	0	.571
March 3	SOUTH ALABAMA	*OF	1	1	1	0	0	1	0	1	1	0	0	0	0	0	0	0	0	0	.600
March 4	SOUTH ALABAMA	*OF	2	0	0	0	0	0	0	0	0	0	0	0	0	0	2	0	0	0	.529
March 8	at Georgia Tech	*OF	2	0	0	0	0	0	0	0	0	0	0	0	0	0	2	0	0	0	.474
March 10	at Georgia	*OF	3	1	2	0	0	0	0	0	1	0	0	0	0	0	1	2	1	1	.500
March 11	at Georgia-1	*OF	3	0	0	0	0	0	0	0	0	0	0	0	0	0	2	1	0	0	.440
March 11	at Georgia-2	*OF	3	1	3	0	0	0	0	1	0	1	0	0	0	0	0	2	0	0	.500
March 17	vs. Weber State	*OF	2	1	0	0	0	0	0	1	0	0	0	0	0	0	2	1	0	0	.467
March 17	vs. Northwestern	*OF	3	0	1	0	0	0	0	0	0	0	0	0	0	0	0	0	0	0	.455
March 18	vs. Northwestern	*OF	3	1	1	0	1	0	0	0	0	0	0	0	0	0	1	0	0	0	.444
March 18	vs. Oklahoma	*OF	2	0	0	0	0	0	0	0	0	0	0	0	0	0	1	0	0	0	.421
March 19	vs. Oklahoma	*OF	2	0	1	0	0	0	0	0	0	0	0	0	0	0	1	1	0	0	.425
March 25	MISSOURI-1	*OF	3	0	0	0	0	0	0	0	0	0	0	0	0	0	1	0	0	0	.395
March 25	MISSOURI-2	*OF	2	0	1	0	0	0	0	0	0	0	1	0	0	0	2	0	0	0	.400
March 27	MISSOURI	*OF	1	0	0	0	0	0	0	0	0	0	0	0	0	0	1	1	0	0	.391
March 29	at Samford	*OF	2	1	1	0	0	0	0	1	1	0	0	0	0	0	0	0	0	0	.396
March 31	OLE MISS	*OF	2	0	0	0	0	0	0	0	0	0	0	0	0	0	0	1	0	0	.380
April 1	OLE MISS	*OF	3	0	1	0	0	0	0	0	0	0	0	0	0	0	0	1	1	0	.377
April 2	OLE MISS	*OF	2	0	0	0	0	0	0	0	0	0	0	0	0	0	1	0	0	0	.364
April 6	at Florida	*OF	1	0	0	0	0	0	0	0	0	0	0	1	0	0	1	0	0	0	.357
April 7	at Florida	*OF	2	0	0	0	0	0	0	0	0	0	0	0	0	0	0	2	0	0	.345
April 8	at Florida	*OF	2	0	0	0	0	0	0	0	0	0	0	0	0	0	1	5	0	0	.333
April 12	TROY	*OF	3	1	1	0	1	0	0	0	0	0	0	0	0	0	0	1	0	0	.333
April 14	LSU	*OF	2	1	1	0	0	0	0	0	1	0	0	0	0	0	0	1	0	0	.338
April 15	LSU	*OF	2	0	0	0	0	0	0	0	0	0	0	0	0	0	1	1	0	0	.328
April 16	LSU	*OF	2	0	1	1	0	0	0	1	1	0	0	0	0	0	1	3	0	0	.333
April 19	JACKSONVILLE STATE	*OF	2	0	1	0	0	0	0	0	0	0	0	0	0	0	1	1	0	0	.338
April 22	at Alabama-2	*OF	3	1	1	0	0	0	0	0	1	0	0	0	0	1	0	2	0	0	.338
April 23	at Alabama	*OF	2	0	0	0	0	0	0	0	0	0	1	0	0	0	2	0	0	0	.329
April 28	at South Carolina	*OF	3	0	1	1	0	0	0	0	0	0	0	0	0	0	1	1	0	0	.329
April 29	at South Carolina	*OF	1	0	0	0	0	0	0	0	0	0	0	0	0	0	1	2	0	0	.325
April 30	at South Carolina	*OF	1	1	0	0	0	0	0	1	0	0	0	1	0	0	1	1	0	0	.321
May 5	MISSISSIPPI STATE	*OF/PH	2	0	1	0	0	0	0	0	1	0	0	0	0	0	1	1	0	0	.325
May 6	MISSISSIPPI STATE	*OF	3	0	0	0	0	0	0	0	0	0	0	0	0	0	1	7	0	0	.314
May 7	MISSISSIPPI STATE	*OF	2	0	0	0	0	0	0	0	0	0	0	0	0	0	1	2	0	0	.307
TOTALS		40gs	88	19	27	5	2	2	0	6	10	3	1	3	0	1	30	49	2	1	.307

On Base Percentage .358 | Slugging Percentage .375

PACKER'S OVERALL CAREER STATS

YEAR	AVG	GP-GS	AB	R	H	2B	3B	HR	RBI	TB	SLG%	BB	HBP	SO	GDP	OB%	SF	SH	SB-ATT	PO	A	E	FLD%
2021	.303	45-38	99	19	30	3	1	3	15	44	.444	10	3	27	1	.384	0	5	16-16	51	2	1	.981
2022	.324	50-49	136	43	44	6	3	9	20	83	.610	16	13	32	0	.442	0	2	21-25	64	2	2	.971
2023	.307	48-40	88	19	27	2	2	0	5	33	.375	6	1	30	1	.358	0	3	10-13	49	2	1	.981
TOTAL	.313	143-127	323	81	101	11	6	12	40	160	.495	32	17	89	2	.403	0	10	47-54	164	6	4	.977

PLAYER CAPSULES



AUBRIE LISENBY

11

CATCHER/INFIELD

So. | 5-7 | R/R

Huntsville, Ala. | Bob Jones

SEASON HIGH

4 (4x), last at South Carolina (4/30/23) AB 4 (6x), last at South Carolina (4/30/23)
1 (8x), last vs. LSU (4/14/23) R 3, vs. Niagara (4/15/22)
2 (3x), last vs. LSU (4/16/23) H 4, vs. Niagara (4/15/22)
1 (2x), last at Georgia (2/10/23) 2B 2, vs. Seton Hall (2/12/22)
3B
1 (2x), last vs. Ole Miss (3/31/23) HR 1 (4x), last vs. Ole Miss (3/31/23)
2 (3x), last vs. Ole Miss (3/31/23) RBI 4, vs. Niagara (4/15/22)

CAREER HIGH

2023 SEASON HIGHLIGHTS

Tied for the program's single-season record for fielding percentage with a perfect mark (min. 100 chances) ... also holds the program's career record for fielding percentage (min. 400 chances) ... both home runs this season have come against SEC opponents ... turned in her first multi-RBI outing of the season, driving in two off a double at Georgia (3/10) ... first home run of the season came in a pinch-hit appearance in Auburn's series opener against Missouri (3/25) ... has thrown out seven base stealers this season

GAME BY GAME HITTING

DATE	OPPONENT	POS	AB	R	H	RBI	2B	3B	HR	BB	SB	CS	HBP	SAC	SF	GDP	K	PO	A	E	AVG
Feb. 10	vs. Fordham	*C	2	0	0	0	0	0	0	1	0	0	0	0	0	0	0	11	0	0	.000
Feb. 11	vs. Pitt	PH	1	0	0	0	0	0	0	0	0	0	0	0	0	0	0	0	0	0	.000
Feb. 11	vs. Indiana	*C	4	0	0	0	0	0	0	0	0	0	0	0	0	0	1	10	1	0	.000
Feb. 17	AUSTIN PEAY	*C	2	1	2	0	0	0	0	0	0	0	0	0	0	0	0	3	0	0	.222
Feb. 18	VILLANOVA	PH/C	1	0	0	0	0	0	0	0	0	0	0	0	0	0	0	3	0	0	.200
Feb. 18	DAYTON	*C	2	1	0	0	0	0	0	1	0	0	0	0	0	0	1	6	1	0	.167
Feb. 22	UAB	C	1	0	1	1	0	0	0	0	0	0	0	0	0	0	0	0	0	0	.231
Feb. 24	MERRIMACK	*C/DP	1	1	1	1	0	0	0	1	0	0	0	0	0	0	0	6	0	0	.286
Feb. 24	BROWN	PH	1	0	0	0	0	0	0	0	0	0	0	0	0	0	0	0	0	0	.267
Feb. 25	MERRIMACK	*C	3	0	0	0	0	0	0	0	0	0	0	0	0	0	0	13	0	0	.222
March 1	at Troy	PH	0	0	0	0	0	0	0	0	0	0	1	0	0	0	0	0	0	0	.222
March 3	BOWLING GREEN	*C	2	1	1	0	1	0	0	0	0	0	0	0	0	0	0	8	0	0	.250
March 3	SOUTH ALABAMA	PH	1	0	0	0	0	0	0	0	0	0	0	0	0	0	0	0	0	0	.238
March 4	SOUTH ALABAMA	*C	3	0	0	0	0	0	0	0	0	0	0	0	0	1	0	9	2	0	.208
March 8	at Georgia Tech	PH	0	0	0	0	0	0	0	1	0	0	0	0	0	0	0	0	0	0	.208
March 10	at Georgia	*C/DP	3	0	1	2	1	0	0	0	0	0	0	0	0	0	0	3	0	0	.222
March 11	at Georgia-1	*C	1	0	0	0	0	0	0	0	0	0	0	0	0	0	1	0	0	0	.214
March 11	at Georgia-2	PH	1	0	0	0	0	0	0	0	0	0	0	0	0	0	0	0	0	0	.207
March 17	vs. Northwestern	*C	2	0	0	0	0	0	0	0	0	0	0	0	0	0	0	12	0	0	.194
March 18	vs. Oklahoma	*C	1	0	0	0	0	0	0	0	0	0	0	0	0	0	0	1	0	0	.188
March 25	MISSOURI-1	PH	1	1	1	2	0	0	1	0	0	0	0	0	0	0	0	0	0	0	.212
March 25	MISSOURI-2	PH	1	0	1	0	0	0	0	0	0	0	0	0	0	0	0	0	0	0	.235
March 27	MISSOURI	*C	2	0	1	0	0	0	0	1	0	0	0	0	0	0	0	3	1	0	.250
March 29	at Samford	*C	1	0	0	0	0	0	0	0	0	0	0	0	0	0	0	3	0	0	.243
March 31	OLE MISS	*DP	2	1	1	2	0	0	1	1	0	0	0	0	0	0	0	0	0	0	.256
April 1	OLE MISS	*DP	3	0	1	1	0	0	0	0	0	0	0	0	1	0	2	0	0	0	.262
April 2	OLE MISS	*DP	2	0	1	0	0	0	0	1	0	0	0	0	0	0	1	0	0	0	.273
April 6	at Florida	*DP	4	0	1	0	0	0	0	0	0	0	0	0	0	0	2	0	0	0	.271
April 7	at Florida	*C	2	0	0	0	0	0	0	0	0	0	0	0	0	0	0	0	0	0	.260
April 8	at Florida	*DP	2	1	1	0	0	0	0	1	0	0	1	0	0	0	0	0	0	0	.269
April 14	LSU	*C	3	1	2	0	0	0	0	0	0	0	0	0	0	0	0	5	2	0	.291
April 15	LSU	*C	2	0	0	0	0	0	0	1	1	1	0	0	0	0	1	9	0	0	.281
April 16	LSU	*C	4	0	2	0	0	0	0	0	0	0	0	0	0	0	0	8	0	0	.295
April 19	JACKSONVILLE STATE	*C	3	0	1	0	0	0	0	0	0	0	0	0	0	0	0	6	0	0	.297
April 22	at Alabama-1	*DP	2	0	0	0	0	0	0	1	0	0	0	0	0	0	1	0	0	0	.288
April 22	at Alabama-2	*C	3	0	0	0	0	0	0	0	0	0	0	0	0	0	1	7	1	0	.275
April 23	at Alabama	*C	3	0	1	0	0	0	0	0	0	0	0	1	0	0	1	9	0	0	.278
April 28	at South Carolina	*C	2	0	0	0	0	0	0	0	0	0	0	0	0	0	2	2	1	0	.270
April 29	at South Carolina	*C	2	0	0	0	0	0	0	0	0	0	0	0	0	0	5	2	0	0	.263
April 30	at South Carolina	*C	4	0	0	0	0	0	0	0	0	0	0	0	0	0	2	9	1	0	.250
May 5	MISSISSIPPI STATE	*C	3	0	1	0	0	0	0	0	0	0	0	1	0	0	0	8	2	0	.253
May 6	MISSISSIPPI STATE	PH	0	0	0	0	0	0	0	1	0	0	0	0	0	0	0	0	0	0	.253
May 7	MISSISSIPPI STATE	*C	2	0	0	0	0	0	0	0	0	0	0	0	0	0	1	8	0	0	.247
TOTALS		32gs	85	8	21	9	2	0	2	11	1	1	2	2	1	1	17	167	14	0	.247

On Base Percentage .343 | Slugging Percentage .341

LISENBY'S OVERALL CAREER STATS

YEAR	AVG	GP-GS	AB	R	H	2B	3B	HR	RBI	TB	SLG%	BB	HBP	SO	GDP	OB%	SF	SH	SB-ATT	PO	A	E	FLD%
2022	.269	50-40	104	14	28	6	0	2	18	40	.385	13	1	13	1	.353	1	1	1-1	212	14	1	.996
2023	.247	43-32	85	8	21	2	0	2	9	29	.341	11	2	17	1	.343	1	2	1-2	167	14	0	1.000
TOTAL	.259	93-72	189	22	49	8	0	4	27	69	.365	24	3	30	2	.349	2	3	2-3	379	28	1	.998

PLAYER CAPSULES



CARLEE MCCONDICHIE 12

UTILITY

Sr. | 5-7 | L/R

Birmingham, Ala. | Gardendale

SEASON HIGH

4 (6x), last at Georgia (3/10/23) AB 4 (8x), last at Georgia (3/10/23)
3, at Troy (3/1/23) R 3 (4x), last at Troy (3/1/23)
3 (2x), last vs. North Dakota State (2/25/23) H 3 (7x), last vs. North Dakota State (2/25/23)
1 (5x), last at Georgia (3/11/23) 2B 1 (12x), last at Georgia (3/11/23)
1, vs. Fordham (2/10/23) 3B 1 (3x), last vs. Fordham (2/10/23)
1 (2x), at Alabama (3/23/23) HR 2, vs. North Carolina A&T (3/5/22)
3, vs. Merrimack (2/25/23) RBI 3 (4x), last vs. Merrimack (2/25/23)

CAREER HIGH

2023 SEASON HIGHLIGHTS

Put together a 14-game hit streak, tied for the ninth longest in program history ... match career high with three RBI against Merrimack (2/25) ... Plainsman Invite All-Tournament Team ... match career high with three runs scored at Troy (3/1) ... first hit in the month of April was a solo home run in the series finale at Alabama (4/23)

GAME BY GAME HITTING

DATE	OPPONENT	POS	AB	R	H	RBI	2B	3B	HR	BB	SB	CS	HBP	SAC	SF	GDP	K	PO	A	E	AVG
Feb. 10	vs. St. John's	*2B	4	1	3	1	0	0	0	0	0	0	0	0	0	0	0	1	0	0	.750
Feb. 10	vs. Fordham	*2B	2	1	2	1	0	1	0	1	0	0	0	0	0	0	0	1	0	0	.833
Feb. 11	vs. Pitt	*2B	3	0	0	1	0	0	0	0	0	0	0	0	1	0	1	2	3	0	.556
Feb. 11	vs. Indiana	*2B	4	1	1	0	0	0	0	0	0	0	0	0	0	0	0	1	0	0	.462
Feb. 12	vs. Illinois	*2B	2	0	2	1	0	0	0	1	0	0	0	0	0	0	0	1	1	0	.533
Feb. 17	AUSTIN PEAY	*2B	2	1	1	1	0	0	0	0	0	0	0	0	0	0	0	2	2	0	.529
Feb. 17	VILLANOVA	*2B	2	1	1	0	0	0	0	0	0	0	0	0	0	0	0	1	1	0	.526
Feb. 18	VILLANOVA	*2B	4	1	2	1	0	0	0	0	0	0	0	0	0	0	1	1	1	0	.522
Feb. 18	DAYTON	*2B	2	1	1	0	0	0	0	0	0	0	0	0	0	0	0	0	0	0	.520
Feb. 19	AUSTIN PEAY	*2B	3	1	1	0	0	0	0	1	0	0	0	0	0	0	0	2	1	0	.500
Feb. 22	UAB	*2B	3	1	1	0	0	0	0	0	1	0	0	0	0	0	0	0	2	0	.484
Feb. 24	MERRIMACK	*2B	2	1	1	1	0	0	0	0	1	0	0	0	1	0	0	0	0	0	.485
Feb. 24	BROWN	*2B	3	2	2	1	0	0	1	0	0	0	0	0	0	0	1	1	1	0	.500
Feb. 25	NORTH DAKOTA STATE	*2B	4	1	3	2	1	0	0	0	0	0	0	0	0	0	0	1	1	0	.525
Feb. 25	MERRIMACK	*2B	3	0	2	3	1	0	0	0	0	0	0	0	0	0	0	0	2	0	.535
Feb. 26	NORTH DAKOTA STATE	*2B	3	1	1	0	1	0	0	0	0	0	0	0	0	0	1	4	2	0	.522
March 1	at Troy	*2B	4	3	2	1	1	0	0	0	0	0	0	0	0	0	0	2	1	0	.520
March 3	BOWLING GREEN	*2B	3	1	0	1	0	0	0	0	0	0	0	0	0	0	1	0	1	0	.491
March 3	SOUTH ALABAMA	*2B	3	0	1	1	0	0	0	0	0	0	0	0	0	0	1	1	1	0	.482
March 4	SOUTH ALABAMA	*2B	3	0	0	0	0	0	0	0	0	0	0	0	0	0	0	2	0	0	.458
March 4	TENNESSEE TECH	*2B	2	0	0	0	0	0	0	0	0	0	0	0	0	0	0	0	0	0	.443
March 5	BOWLING GREEN	*2B	2	1	1	1	0	0	0	1	0	0	0	0	0	0	0	0	0	0	.444
March 8	at Georgia Tech	*2B	2	0	0	0	0	0	0	0	0	0	0	0	0	0	1	2	0	0	.431
March 10	at Georgia	*2B	4	0	1	0	0	0	0	0	0	0	0	0	0	0	0	2	1	0	.420
March 11	at Georgia-1	*2B	2	0	0	0	0	0	0	0	0	0	0	0	0	0	0	2	1	0	.408
March 11	at Georgia-2	*2B	3	0	1	2	1	0	0	0	0	0	1	0	0	0	0	4	2	1	.405
March 17	vs. Weber State	*2B	2	0	0	0	0	0	0	0	0	0	0	0	0	0	2	3	0	0	.395
March 17	vs. Northwestern	*2B	1	0	0	0	0	0	0	0	1	0	0	1	0	0	0	1	3	1	.390
March 18	vs. Northwestern	*2B	3	1	2	2	0	0	0	0	0	1	0	0	0	0	0	2	0	1	.400
March 18	vs. Oklahoma	*2B	1	0	0	0	0	0	0	1	0	0	0	0	0	0	1	2	1	0	.395
March 19	vs. Oklahoma	*2B	2	0	0	0	0	0	0	0	0	0	0	0	0	0	0	0	0	0	.386
March 25	MISSOURI-1	*2B	2	1	1	0	0	0	0	0	0	0	0	0	0	0	0	0	1	0	.388
March 25	MISSOURI-2	*2B	3	0	1	0	0	0	0	0	0	0	0	0	0	0	0	1	0	0	.386
March 27	MISSOURI	*2B	3	0	1	0	0	0	0	0	0	0	0	0	0	0	1	1	0	0	.385
March 29	at Samford	*2B	3	0	0	0	0	0	0	0	0	0	0	0	0	0	1	2	0	0	.372
March 31	OLE MISS	*2B	3	0	0	0	0	0	0	0	0	0	1	0	0	0	1	1	3	0	.361
April 1	OLE MISS	*2B	1	0	0	0	0	0	0	0	0	0	0	0	0	0	0	2	0	0	.357
April 2	OLE MISS	*2B	2	0	0	0	0	0	0	0	0	1	0	0	0	0	0	0	1	0	.350
April 6	at Florida	*2B	2	0	0	0	0	0	0	0	0	0	0	0	0	0	0	2	1	0	.343
April 7	at Florida	*2B	0	0	0	0	0	0	0	0	0	0	0	0	0	0	0	1	0	0	.343
April 8	at Florida	*2B	1	0	0	0	0	0	0	0	0	0	0	0	0	0	0	0	0	0	.340
April 12	TROY	*2B	1	0	0	0	0	0	0	0	0	0	0	0	0	0	0	0	1	0	.337
April 15	LSU	PR	0	0	0	0	0	0	0	0	0	0	0	0	0	0	0	0	0	0	.337
April 16	LSU	PR	0	0	0	0	0	0	0	0	0	0	0	0	0	0	0	0	0	0	.337
April 19	JACKSONVILLE STATE	*2B	2	0	0	0	0	0	0	0	0	0	0	0	0	0	0	0	1	0	.330
April 22	at Alabama-2	*2B	2	0	0	0	0	0	0	1	0	0	0	0	0	0	1	1	2	0	.324
April 23	at Alabama	*2B	3	1	1	1	0	0	1	0	0	0	0	0	0	0	1	2	0	0	.324
April 28	at South Carolina	*2B	3	0	0	0	0	0	0	0	0	0	0	0	0	0	0	0	0	0	.316
April 29	at South Carolina	*2B	0	0	0	0	0	0	0	1	1	0	0	0	0	0	0	2	0	1	.316
April 30	at South Carolina	*2B	2	0	0	0	0	0	0	0	0	0	0	0	0	0	0	0	3	0	.310
May 5	MISSISSIPPI STATE	*2B	2	1	0	0	0	0	0	0	0	0	0	0	0	0	2	3	1	0	.305
May 6	MISSISSIPPI STATE	2B	1	0	0	0	0	0	0	0	0	0	0	0	0	0	0	1	0	0	.303
May 7	MISSISSIPPI STATE	PR	0	1	0	0	0	0	0	0	0	0	0	0	0	0	0	0	0	0	.303
TOTALS		49gs	119	24	36	22	5	1	2	7	4	2	1	2	2	0	17	60	42	4	.303

On Base Percentage .341 | Slugging Percentage .412

MCCONDICHIE'S OVERALL CAREER STATS

YEAR	AVG	GP-GS	AB	R	H	2B	3B	HR	RBI	TB	SLG%	BB	HBP	SO	GDP	OB%	SF	SH	SB-ATT	PO	A	E	FLD%
2020	.469	22-10	32	10	15	1	0	1	7	19	.594	5	0	4	0	.541	0	0	4-5	16	21	1	.974
2021	.071	29-3	14	2	1	0	0	0	0	1	.071	0	0	2	0	.071	0	0	1-1	13	12	0	1.000
2022	.338	57-56	136	32	46	6	2	4	21	68	.500	7	1	17	0	.372	1	2	8-10	55	31	2	.977
2023	.303	53-49	119	24	36	5	1	2	22	49	.412	7	1	17	0	.341	2	2	4-6	60	42	4	.962
TOTAL	.326	161-118	301	68	98	12	3	7	50	137	.455	19	2	40	0	.366	3	4	17-22	144	106	7	.973

PLAYER CAPSULES



NELIA PERALTA

13

INFIELD

So. | 5-6 | R/R

Wellington, Fla. | Wellington

SEASON HIGH

5 (2x), last at Georgia (3/11/23) AB 5 (3x), last at Georgia (3/11/23)
3, vs. Brown (2/24/23) R 3, vs. Brown (2/24/23)
2 (14x), last at Alabama (4/23/23) H 3 (2x), last at Mississippi State (3/24/22)
1 (6x), last at Alabama(4/22/23) 2B 2 (3x), last at Mississippi State (3/24/22)
1 (2x), last vs. Indiana (2/11/23) 3B 1 (3x), last vs. Indiana (2/11/23)
2, at Florida (4/7/23) HR 2 (2x), last at Florida (4/7/23)
3, at Florida (4/7/23) RBI 4, vs. Seton Hall (2/11/22)

CAREER HIGH

2023 SEASON HIGHLIGHTS

Ranks fifth in the SEC in walks per game (0.73), eighth in on base percentage, 15th in slugging percentage and 19th in home runs ... has slugged four home runs to lead off a game this season ... reached safely in 51 of Auburn's 55 contests this season ... recorded the third most walks by an Auburn sophomore ... enters the weekend with the 10th highest on base percentage recorded by a Tiger in a single season ... led off the 2023 season with a solo home run in her first at bat vs. St. John's (2/10) ... Tiger Invitational All-Tournament Team ... set a career high with three runs scored against Brown (2/24) ... consecutive reached base streak came to a close on March 18 after 29 straight games, the sixth longest streak in school history ... went 2-for-3 with a pair of home runs and a season high three RBI at No. 15 Florida (4/7) ... first Tiger to record a multi-home run game this season

GAME BY GAME HITTING

DATE	OPPONENT	POS	AB	R	H	RBI	2B	3B	HR	BB	SB	CS	HBP	SAC	SF	GDP	K	PO	A	E	AVG
Feb. 10	vs. St. John's	*SS	3	1	2	1	0	0	1	1	0	0	0	0	0	0	0	1	0	0	.667
Feb. 10	vs. Fordham	*SS	2	1	0	0	0	0	0	2	0	0	0	0	0	0	0	0	1	0	.400
Feb. 11	vs. Pitt	*SS	5	1	2	1	0	1	0	0	0	0	0	0	0	0	0	0	2	1	.400
Feb. 11	vs. Indiana	*SS	3	1	2	0	0	1	0	1	0	0	0	0	0	0	0	2	0	0	.462
Feb. 12	vs. Illinois	*SS	3	0	2	1	0	0	0	1	0	0	0	0	0	0	0	0	1	0	.500
Feb. 17	AUSTIN PEAY	*SS	2	1	2	2	0	0	0	0	0	0	0	0	0	0	0	0	1	0	.556
Feb. 17	VILLANOVA	*SS	2	1	1	1	0	0	1	1	0	0	0	0	0	0	1	0	0	0	.550
Feb. 18	VILLANOVA	*SS	3	1	2	0	0	0	0	0	0	0	0	0	0	0	0	0	1	0	.565
Feb. 18	DAYTON	*SS	2	1	1	2	0	0	0	2	0	0	0	0	0	0	0	4	3	0	.560
Feb. 19	AUSTIN PEAY	*SS	4	0	1	0	0	0	0	0	0	0	0	0	0	0	0	1	3	0	.517
Feb. 22	UAB	*SS	3	1	2	1	1	0	0	0	0	0	0	0	0	0	0	1	3	0	.531
Feb. 24	MERRIMACK	*SS	2	1	1	0	1	0	0	0	0	0	0	0	0	0	0	0	1	0	.529
Feb. 24	BROWN	*SS	2	3	2	1	0	0	1	1	1	0	0	0	0	0	0	0	3	0	.556
Feb. 25	NORTH DAKOTA STATE	*SS	3	0	0	0	0	0	0	1	0	0	0	0	0	0	0	1	3	0	.513
Feb. 25	MERRIMACK	*SS	0	0	0	0	0	0	0	1	0	0	0	0	0	0	0	0	0	0	.513
Feb. 26	NORTH DAKOTA STATE	*SS	3	1	1	0	1	0	0	0	0	0	0	0	0	0	0	0	2	0	.500
March 1	at Troy	*SS	2	1	0	0	0	0	0	0	0	0	1	0	0	0	0	1	0	0	.477
March 3	BOWLING GREEN	*SS	1	2	1	0	0	0	0	2	1	0	0	0	0	0	0	1	0	0	.489
March 3	SOUTH ALABAMA	*SS	3	0	1	0	0	0	0	0	0	0	0	0	0	0	0	1	2	0	.479
March 4	SOUTH ALABAMA	*SS	2	0	0	0	0	0	0	1	0	0	0	0	0	0	0	3	1	0	.460
March 4	TENNESSEE TECH	*SS	2	2	0	0	0	0	0	1	1	0	1	0	0	0	1	1	1	0	.442
March 5	BOWLING GREEN	*SS	0	1	0	0	0	0	0	2	0	0	0	0	0	0	0	0	0	0	.442
March 8	at Georgia Tech	*SS	4	0	2	0	0	0	0	0	0	1	0	0	0	0	1	2	0	0	.446
March 10	at Georgia	*SS	3	1	1	1	0	0	1	1	0	0	0	0	0	0	1	3	1	0	.441
March 11	at Georgia-1	*SS	2	0	0	0	0	0	0	1	0	0	0	0	0	0	0	3	0	1	.426
March 11	at Georgia-2	*SS	5	1	1	0	0	0	0	0	0	0	0	0	0	0	0	2	5	0	.409
March 17	vs. Weber State	*SS	2	0	0	0	0	0	0	1	0	0	0	0	0	0	1	1	0	0	.397
March 17	vs. Northwestern	*SS	3	0	1	1	0	0	0	1	0	0	0	0	0	0	1	0	2	0	.394
March 18	vs. Northwestern	*SS	2	1	0	0	0	0	0	2	0	0	0	0	0	0	1	1	1	1	.384
March 18	vs. Oklahoma	*SS	2	0	0	0	0	0	0	0	0	0	0	0	0	0	2	2	0	0	.373
March 19	vs. Oklahoma	*SS	3	1	1	1	0	0	1	0	0	0	0	0	0	0	2	1	1	0	.372
March 25	MISSOURI-1	*SS	2	1	1	0	0	0	0	1	0	0	0	0	0	0	0	0	1	0	.375
March 25	MISSOURI-2	*SS	3	1	0	0	0	0	0	1	0	0	0	0	0	0	0	0	0	0	.361
March 27	MISSOURI	*SS	2	0	1	0	0	0	0	1	0	0	0	0	0	0	0	3	2	0	.365
March 29	at Samford	*SS	2	2	1	1	1	0	0	2	0	0	0	0	0	0	0	0	0	0	.368
March 31	OLE MISS	*SS	3	0	2	0	0	0	0	0	0	0	1	0	0	0	1	1	1	0	.378
April 1	OLE MISS	*SS	4	0	0	0	0	0	0	0	0	0	0	0	0	0	1	3	3	0	.362
April 2	OLE MISS	*SS	1	0	0	0	0	0	0	2	0	0	0	0	0	0	0	1	3	0	.358
April 6	at Florida	*SS	4	0	0	0	0	0	0	0	0	0	0	0	0	0	0	1	0	1	.343
April 7	at Florida	*SS	3	2	2	3	0	0	2	1	0	0	0	0	0	0	0	0	1	0	.353
April 8	at Florida	*SS	3	1	0	0	0	0	0	1	0	0	0	0	0	0	0	0	0	0	.343
April 12	TROY	*SS	3	1	0	0	0	0	0	0	0	0	1	0	0	0	0	1	3	0	.333
April 14	LSU	*SS	3	1	1	2	0	0	1	0	0	0	0	0	0	0	1	2	2	0	.333
April 15	LSU	*SS	2	0	1	0	1	0	0	1	0	0	0	0	0	0	0	0	1	0	.336
April 16	LSU	*SS	3	0	0	0	0	0	0	0	0	1	1	0	0	0	2	5	0	0	.328
April 19	JACKSONVILLE STATE	*SS	1	1	0	0	0	0	0	2	0	0	0	0	0	0	1	1	1	0	.325
April 22	at Alabama-1	*SS	3	0	2	0	1	0	0	0	0	0	0	0	0	0	0	1	0	0	.333
April 22	at Alabama-2	*SS	3	0	2	0	0	0	0	0	0	0	0	0	1	0	0	2	2	0	.341
April 23	at Alabama	*SS	3	0	2	0	0	0	0	1	0	0	0	0	0	0	0	2	2	0	.349
April 28	at South Carolina	*SS	3	0	1	0	0	0	0	1	0	0	0	0	0	0	1	2	2	0	.349
April 29	at South Carolina	*SS	2	0	0	0	0	0	0	0	0	0	0	0	0	0	0	2	0	0	.344
April 30	at South Carolina	*SS	2	2	1	0	0	0	0	2	0	0	0	0	0	0	0	1	1	0	.346
May 1	MISSISSIPPI STATE	*SS	4	1	1	0	0	0	0	0	1	0	0	0	0	0	0	2	0	0	.343
May 6	MISSISSIPPI STATE	*SS	1	0	0	0	0	0	0	1	0	1	0	0	0	0	0	0	0	0	.341
May 7	MISSISSIPPI STATE	*SS	3	1	1	1	0	0	1	0	0	0	0	0	0	0	1	1	4	0	.340
TOTALS		55gs	141	38	48	21	6	2	9	40	4	3	5	0	1	0	19	61	69	4	.340

On Base Percentage .497 | Slugging Percentage .603

PERALTA'S OVERALL CAREER STATS

YEAR	AVG	GP-GS	AB	R	H	2B	3B	HR	RBI	TB	SLG%	BB	HBP	SO	GDP	OB%	SF	SH	SB-ATT	PO	A	E	FLD%
2022	.313	53-52	144	24	45	15	1	10	42	92	.639	21	1	22	3	.394	4	1	1-1	49	76	19	.868
2023	.340	55-55	141	38	48	6	2	9	21	85	.603	30	5	19	0	.497	1	0	4-7	61	69	4	.970
TOTAL	.326	108-107	285	62	93	21	3	19	63	177	.621	61	6	41	3	.448	5	1	5-8	110	145	23	.917

PLAYER CAPSULES



SKYLAR ELKINS

15

CATCHER / UTILITY

Fr. | 5-8 | R/R

Locust Grove, Ga. | Locust Grove

SEASON HIGH

1 (4x), last vs. Bowling Green (3/5/23) AB 1 (4x), last vs. Bowling Green (3/5/23)
1 (7x), last vs. Mississippi State (5/6/23) R 1 (7x), last vs. Mississippi State (5/6/23)

CAREER HIGH

H
2B
3B
HR
RBI

2023 SEASON HIGHLIGHTS

Made collegiate debut coming off the bench to catch against St. John's (2/10) ... scored her first run and stole her first base as a pinch runner in her SEC debut at Georgia (3/11)

GAME BY GAME HITTING

DATE	OPPONENT	POS	AB	R	H	RBI	2B	3B	HR	BB	SB	CS	HBP	SAC	SF	GDP	K	PO	A	E	AVG
Feb. 10	vs. St. John's	C	1	0	0	0	0	0	0	0	0	0	0	0	0	0	0	3	0	0	.000
Feb. 11	vs. Pitt	PR	0	0	0	0	0	0	0	0	0	0	0	0	0	0	0	0	0	0	.000
Feb. 12	vs. Illinois	C	0	0	0	0	0	0	0	0	0	0	0	0	0	0	0	0	0	0	.000
Feb. 17	AUSTIN PEAY	C/DP	0	0	0	0	0	0	0	1	0	0	0	0	0	0	0	2	0	0	.000
Feb. 18	VILLANOVA	C	1	0	0	0	0	0	0	0	0	0	0	0	0	0	0	3	0	0	.000
Feb. 19	AUSTIN PEAY	PR	0	0	0	0	0	0	0	0	0	0	0	0	0	0	0	0	0	0	.000
Feb. 22	UAB	C	0	0	0	0	0	0	0	0	0	0	0	0	0	0	0	2	0	0	.000
Feb. 24	MERRIMACK	PH	1	0	0	0	0	0	0	0	0	0	0	0	0	0	0	0	0	0	.000
Feb. 25	MERRIMACK	PH	0	0	0	0	0	0	0	1	0	0	0	0	0	0	0	0	0	0	.000
March 1	at Troy	C	0	0	0	0	0	0	0	0	0	0	0	0	0	0	0	2	0	0	.000
March 4	TENNESSEE TECH	C	1	0	0	0	0	0	0	0	0	0	0	0	0	0	1	5	0	0	.000
March 5	BOWLING GREEN	C	0	0	0	0	0	0	0	0	0	0	0	0	0	0	0	2	0	0	.000
March 8	at Georgia Tech	PR	0	0	0	0	0	0	0	0	0	0	0	0	0	0	0	0	0	0	.000
March 11	at Georgia	PR	0	1	0	0	0	0	0	0	1	0	0	0	0	0	0	0	0	0	.000
March 18	vs. Oklahoma	PR	0	0	0	0	0	0	0	0	0	0	0	0	0	0	0	0	0	0	.000
March 27	MISSOURI	PR	0	0	0	0	0	0	0	0	0	0	0	0	0	0	0	0	0	0	.000
March 29	at Samford	PR	0	1	0	0	0	0	0	0	0	0	0	0	0	0	0	0	0	0	.000
March 31	OLE MISS	PR	0	1	0	0	0	0	0	0	0	0	0	0	0	0	0	0	0	0	.000
April 7	at Florida	PR	0	0	0	0	0	0	0	0	0	0	0	0	0	0	0	0	0	0	.000
April 8	at Florida	PR	0	0	0	0	0	0	0	0	0	0	0	0	0	0	0	0	0	0	.000
April 14	LSU	PR	0	1	0	0	0	0	0	0	0	0	0	0	0	0	0	0	0	0	.000
April 16	LSU	PR	0	0	0	0	0	0	0	0	0	0	0	0	0	0	0	0	0	0	.000
April 19	JACKSONVILLE STATE	PR	0	0	0	0	0	0	0	0	0	0	0	0	0	0	0	0	0	0	.000
April 22	at Alabama-1	PR	0	0	0	0	0	0	0	0	0	0	0	0	0	0	0	0	0	0	.000
April 22	at Alabama-2	PR	0	0	0	0	0	0	0	0	0	0	0	0	0	0	0	0	0	0	.000
April 23	at Alabama	PR	0	1	0	0	0	0	0	0	0	0	0	0	0	0	0	0	0	0	.000
April 28	at South Carolina	PR	0	1	0	0	0	0	0	0	0	0	0	0	0	0	0	0	0	0	.000
April 30	at South Carolina	PR	0	0	0	0	0	0	0	0	0	0	0	0	0	0	0	0	0	0	.000
May 5	MISSISSIPPI STATE	PR	0	0	0	0	0	0	0	0	1	0	0	0	0	0	0	0	0	0	.000
May 6	MISSISSIPPI STATE	PR	0	1	0	0	0	0	0	0	0	0	0	0	0	0	0	0	0	0	.000
May 7	MISSISSIPPI STATE	PR	0	0	0	0	0	0	0	0	1	0	0	0	0	0	0	0	0	0	.000
TOTALS	Ogs		4	7	0	0	0	0	0	2	3	0	0	0	0	0	1	19	0	0	.000

On Base Percentage .333 | Slugging Percentage .000

ELKINS'S OVERALL CAREER STATS

YEAR	AVG	GP-GS	AB	R	H	2B	3B	HR	RBI	TB	SLG%	BB	HBP	SO	GDP	OB%	SF	SH	SB-ATT	PO	A	E	FLD%
2023	.000	31-0	4	7	0	0	0	0	0	0	.000	2	0	1	0	.333	0	0	3-3	19	0	0	1.000
TOTAL	.000	31-0	4	7	0	0	0	0	0	0	.000	2	0	1	0	.333	0	0	3-3	19	0	0	1.000

PLAYER CAPSULES



KK MCCRARY

16

INFIELD

Jr. | 5-8 | R/R

Murfreesboro, Tenn. | Tennessee

SEASON HIGH

4 (5x), last vs. Mississippi State (5/6/23) AB 4 (5x), last vs. Mississippi State (5/6/23)
2 (3x), last at South Carolina (3/30/23) R 2 (3x), last at South Carolina (3/30/23)
2 (7x), last vs. Mississippi State (5/5/23) H 2 (7x), last vs. Mississippi State (5/5/23)
1 (9x), last at South Carolina (3/30/23) 2B 1 (9x), last at South Carolina (3/30/23)
3B
1, vs. South Alabama (3/3/23) HR 1, vs. South Alabama (3/3/23)
3 (3x), last at South Carolina (3/30/23) RBI 3 (3x), last at South Carolina (3/30/23)

CAREER HIGH

2023 SEASON HIGHLIGHTS

Drove in a career high three runs off a pair of hits, including a double against Indiana (2/11) ... recorded her first home run in Orange and Blue on March 3 against South Alabama ... Jane B. Moore Memorial All-Tournament Team ... match her career high in RBI with a 2-for-4 performance versus Troy (4/12) ... turned in her first multi-hit performance in SEC play with a 2-for-4 outing in the series finale versus No. 13 LSU (4/16) ... delivered a pair of hits, including a double, driving in three runs and scoring two all in the fifth inning against South Carolina (4/30)

GAME BY GAME HITTING

DATE	OPPONENT	POS	AB	R	H	RBI	2B	3B	HR	BB	SB	CS	HBP	SAC	SF	GDP	K	PO	A	E	AVG
Feb. 10	vs. St. John's	*OF	2	0	0	0	0	0	0	0	0	0	0	0	0	0	0	2	0	0	.000
Feb. 11	vs. Pitt	PR/OF	1	0	1	0	0	0	0	0	0	0	0	0	0	0	0	0	0	0	.333
Feb. 11	vs. Indiana	*OF/OF	4	1	2	3	1	0	0	0	0	0	0	0	0	0	0	3	0	0	.429
Feb. 12	vs. Illinois	*OF	2	1	1	1	1	0	0	1	1	0	0	0	0	0	0	0	0	0	.444
Feb. 17	AUSTIN PEAY	*OF	2	1	0	1	0	0	0	0	0	0	0	0	0	0	0	1	0	0	.364
Feb. 17	VILLANOVA	*OF	2	2	1	0	0	0	0	0	1	0	0	0	0	0	0	2	0	0	.385
Feb. 18	VILLANOVA	*OF	1	0	0	0	0	0	0	0	0	0	0	0	0	0	0	0	0	0	.357
Feb. 22	UAB	OF	1	0	0	0	0	0	0	0	0	0	0	0	0	0	0	0	0	0	.333
Feb. 24	MERRIMACK	OF/OF	0	0	0	0	0	0	0	1	0	0	0	0	0	0	0	0	0	0	.333
Feb. 24	BROWN	*OF	2	0	0	0	0	0	0	0	0	0	0	0	0	0	0	0	0	0	.294
Feb. 25	MERRIMACK	*OF	3	0	0	0	0	0	0	0	1	0	0	0	0	0	0	0	0	0	.250
Feb. 26	NORTH DAKOTA STATE	*OF	3	0	1	0	1	0	0	0	0	0	0	0	0	0	0	1	0	0	.261
March 3	BOWLING GREEN	*OF	2	0	1	1	1	0	0	0	1	0	0	0	0	0	0	0	0	0	.280
March 3	SOUTH ALABAMA	*DP	3	1	2	1	0	0	1	0	0	0	0	0	0	0	0	0	0	0	.321
March 4	SOUTH ALABAMA	*DP	3	0	0	0	0	0	0	0	0	0	0	0	0	0	1	0	0	0	.290
March 4	TENNESSEE TECH	*OF	3	2	2	0	0	0	0	0	0	0	0	0	0	0	0	3	0	0	.324
March 5	BOWLING GREEN	*OF	2	1	1	0	1	0	0	0	0	0	0	0	0	0	0	0	0	0	.333
March 8	at Georgia Tech	*DP	3	0	1	0	0	0	0	0	0	0	0	0	0	0	1	0	0	0	.333
March 10	at Georgia	*OF	3	0	1	0	1	0	0	0	0	0	0	0	0	0	0	1	0	0	.333
March 11	at Georgia-1	*OF	1	0	0	0	0	0	0	1	0	0	0	0	0	0	0	1	0	0	.326
March 11	at Georgia-2	*OF	3	1	1	1	0	0	0	0	0	0	0	0	0	0	0	0	0	0	.326
March 17	vs. Weber State	*OF	1	0	1	0	0	0	0	0	0	0	0	1	0	0	0	1	0	0	.340
March 17	vs. Northwestern	*OF	3	0	0	0	0	0	0	0	0	0	0	0	0	0	1	0	0	0	.320
March 18	vs. Northwestern	*OF	4	0	1	1	1	0	0	0	0	0	0	0	0	0	1	0	0	0	.315
March 18	vs. Oklahoma	*OF	2	0	1	0	0	0	0	0	0	0	0	0	0	0	0	1	0	0	.321
March 19	vs. Oklahoma	*OF	3	0	0	0	0	0	0	0	0	0	0	0	0	0	1	1	0	0	.305
March 25	MISSOURI-1	PH	1	0	0	0	0	0	0	0	0	0	0	0	0	0	1	0	0	0	.300
March 25	MISSOURI-2	PH	1	0	1	0	0	0	0	0	0	0	0	0	0	0	0	0	0	0	.311
March 27	MISSOURI	*OF	3	0	0	0	0	0	0	0	0	0	0	0	0	1	1	1	0	0	.297
March 29	at Samford	*OF	2	0	0	0	0	0	0	1	0	0	0	0	0	0	0	0	0	0	.288
March 31	OLE MISS	*OF/DP	2	0	0	0	0	0	0	1	0	0	1	0	0	0	0	0	0	0	.279
April 1	OLE MISS	PH	1	0	0	0	0	0	0	0	0	0	0	0	0	0	0	0	0	0	.275
April 6	at Florida	PH	1	0	0	0	0	0	0	0	0	0	0	0	0	0	0	0	0	0	.271
April 7	at Florida	PH	1	0	0	0	0	0	0	0	0	0	0	0	0	0	0	0	0	0	.268
April 12	TROY	*DP	4	1	2	3	1	0	0	0	1	0	0	0	0	0	1	0	0	0	.280
April 14	LSU	*DP	3	0	1	1	0	0	0	0	0	0	0	0	0	0	0	0	0	0	.282
April 15	LSU	*DP	3	0	0	0	0	0	0	0	0	0	0	0	0	0	1	0	0	0	.272
April 16	LSU	*DP	4	0	2	0	0	0	0	0	0	0	0	0	0	0	0	0	0	0	.282
April 19	JACKSONVILLE STATE	*DP	3	0	0	0	0	0	0	0	0	0	0	0	0	0	0	0	0	0	.273
April 22	at Alabama-1	*OF	2	0	0	0	0	0	0	0	0	0	0	0	0	0	0	0	0	1	.267
April 22	at Alabama-2	*DP	2	0	0	0	0	0	0	0	0	0	0	0	0	0	1	0	0	0	.261
April 23	at Alabama	*DP	1	0	0	0	0	0	0	0	0	0	0	0	0	0	1	0	0	0	.258
April 29	at South Carolina	PH/OF	1	0	0	0	0	0	0	0	0	0	0	0	0	0	0	0	0	0	.255
April 30	at South Carolina	PH/DP	2	2	2	3	1	0	0	0	0	0	0	0	0	0	0	0	0	0	.271
May 5	MISSISSIPPI STATE	*DP	3	0	2	1	0	0	0	0	2	0	0	1	0	0	0	0	0	0	.283
May 6	MISSISSIPPI STATE	*DP	4	0	0	0	0	0	0	0	0	0	0	0	0	0	2	0	0	0	.272
May 7	MISSISSIPPI STATE	*DP	3	0	0	0	0	0	0	0	0	0	0	0	0	0	0	0	0	0	.264
TOTALS		37gs	106	13	28	17	9	0	1	5	7	0	1	2	0	1	13	18	0	1	.264

On Base Percentage .304 | Slugging Percentage .377

MCCRARY'S OVERALL CAREER STATS

YEAR	AVG	GP-GS	AB	R	H	2B	3B	HR	RBI	TB	SLG%	BB	HBP	SO	GDP	OB%	SF	SH	SB-ATT	PO	A	E	FLD%
2023	.264	47-37	106	13	28	9	0	1	17	40	.377	5	1	13	1	.304	0	2	7-7	18	0	1	.947
TOTAL	.264	47-37	106	13	28	9	0	1	17	40	.377	5	1	13	1	.304	0	2	7-7	18	0	1	.947

PLAYER CAPSULES



MAIA ENGELKES

17

INFIELD

Sr. | 5-11 | R/R

Sioux Falls, S.D. | Harrisburg

SEASON HIGH

4, vs. Tennessee Tech (3/4/23) AB 4 (2x), vs. Tennessee Tech (3/4/23)
1 (4x), last vs. Tennessee Tech (3/4/23) R 1 (11x), last vs. Tennessee Tech (3/4/23)
1 (3x), last vs. Tennessee Tech (3/4/23) H 1 (10x), last vs. Tennessee Tech (3/4/23)
1, at Troy (3/1/23) 2B 1 (2x), last at Troy (3/1/23)
1, vs. Tennessee Tech (3/4/23) 3B 1 (2x), vs. Tennessee Tech (3/4/23)
3, at Troy (3/1/23) HR 1 (2x), vs. Tennessee Tech (3/4/23)
RBI 3, at Troy (3/1/23)

CAREER HIGH

2023 SEASON HIGHLIGHTS

Walked off Auburn's 8-0 victory over Villanova (2/17), driving in the game-sealing run in the fifth inning on a fielder's choice ... pinch hitting with the bases loaded, set a career high with three RBI with bases-clearing double at Troy (3/1) ... making her first start since the 2021 season, delivered the go-ahead home run in Auburn's come-from-behind win over Tennessee Tech (3/4) ... was her first home run since her freshman season ... has set a new season high in RBI for her career

GAME BY GAME HITTING

DATE	OPPONENT	POS	AB	R	H	RBI	2B	3B	HR	BB	SB	CS	HBP	SAC	SF	GDP	K	PO	A	E	AVG
Feb. 10	vs. St. John's	PH	1	0	0	0	0	0	0	0	0	0	0	0	0	0	0	0	0	0	.000
Feb. 10	vs. Fordham	PH	0	1	0	0	0	0	0	1	0	0	0	0	0	0	0	0	0	0	.000
Feb. 11	vs. Pitt	PH	0	0	0	0	0	0	0	0	0	0	1	0	0	0	0	0	0	0	.000
Feb. 12	vs. Illinois	PH	1	0	0	0	0	0	0	0	0	0	0	0	0	0	0	0	0	0	.000
Feb. 17	AUSTIN PEAY	PH	1	0	0	0	0	0	0	0	0	0	0	0	0	0	0	0	0	0	.000
Feb. 17	VILLANOVA	PH	1	0	0	1	0	0	0	0	0	0	0	0	0	0	0	0	0	0	.000
Feb. 18	DAYTON	PH	0	0	0	0	0	0	0	1	0	0	0	0	0	0	0	0	0	0	.000
Feb. 22	UAB	PH	1	0	0	0	0	0	0	0	0	0	0	0	0	0	0	0	0	0	.000
Feb. 24	MERRIMACK	PH	1	0	1	1	0	0	0	0	0	0	0	0	0	0	0	0	0	0	.167
Feb. 25	MERRIMACK	PH	0	1	0	0	0	0	0	1	0	0	0	0	0	0	0	0	0	0	.167
March 1	at Troy	PH	1	1	1	3	1	0	0	0	0	0	0	0	0	0	0	0	0	0	.286
March 4	TENNESSEE TECH	*DP	4	1	1	2	0	0	1	0	0	0	0	0	0	0	0	0	0	0	.273
March 5	BOWLING GREEN	PH	1	0	0	0	0	0	0	0	0	0	0	0	0	0	0	0	0	0	.250
May 7	MISSISSIPPI STATE	PH	1	0	0	0	0	0	0	0	0	0	0	0	0	0	1	0	0	0	.231
TOTALS		1gs	13	4	3	7	1	0	1	3	0	0	1	0	0	0	1	0	0	0	.231

On Base Percentage .412 | Slugging Percentage .538

ENGELKES'S OVERALL CAREER STATS

YEAR	AVG	GP-GS	AB	R	H	2B	3B	HR	RBI	TB	SLG%	BB	HBP	SO	GDP	OB%	SF	SH	SB-ATT	PO	A	E	FLD%
2020	.136	16-6	22	4	3	0	0	1	4	6	.273	1	1	4	1	.208	0	0	0-0	9	0	1	.900
2021	.143	19-1	21	2	3	1	0	0	3	4	.190	0	0	9	0	.143	0	1	0-0	0	0	0	.000
2022	.143	6-0	7	1	1	0	0	0	0	1	.143	0	1	3	0	.250	0	0	0-0	0	0	0	.000
2023	.231	14-1	13	4	3	1	0	1	7	7	.538	3	1	1	0	.412	0	0	0-0	0	0	0	.000
TOTAL	.159	55-9	63	11	10	2	0	2	14	18	.286	4	3	17	1	.243	0	1	0-0	9	0	1	.900

PLAYER CAPSULES



RILEY MCNEMAR 18

INFIELD
So. | 5-5 | R/R
Galena, Kan. | Galena

SEASON HIGH		CAREER HIGH	
AB	2 (2x), last at Mississippi State (4/24/22)	AB	1 (8x), last v
1 (2x), last vs. Austin Peay (2/17/23)	R	H	1 (6x), last vs. Georgia (4/29/22)
	2B	2B	1 (2x), last vs. Chattanooga (3/6/22)
	3B	HR	1, at Arkansas (4/10/22)
	RBI	RBI	2 (2x), last at Arkansas (4/10/22)

2023 SEASON HIGHLIGHTS

Had season-ending surgery on Feb. 24

GAME BY GAME HITTING

DATE	OPPONENT	POS	AB	R	H	RBI	2B	3B	HR	BB	SB	CS	HBP	SAC	SF	GDP	K	PO	A	E	AVG
Feb. 10	vs. Fordham	PR	0	0	0	0	0	0	0	0	0	0	0	0	0	0	0	0	0	0	.000
Feb. 11	vs. Pitt	PR	0	0	0	0	0	0	0	0	0	0	0	0	0	0	0	0	0	0	.000
Feb. 11	vs. Indiana	PR	0	1	0	0	0	0	0	0	0	0	0	0	0	0	0	0	0	0	.000
Feb. 17	AUSTIN PEAY	PR	0	1	0	0	0	0	0	0	0	0	0	0	0	0	0	0	0	0	.000
Feb. 17	VILLANOVA	PR	0	0	0	0	0	0	0	0	0	0	0	0	0	0	0	0	0	0	.000
Feb. 22	UAB	PR	0	0	0	0	0	0	0	0	0	0	0	0	0	0	0	0	0	0	.000
TOTALS		Ogs	0	1	0	0	0	0	0	0	0	0	0	0	0	0	0	0	0	0	.000

On Base Percentage .000 | Slugging Percentage .000

MCNEMAR'S OVERALL CAREER STATS

YEAR	AVG	GP-GS	AB	R	H	2B	3B	HR	RBI	TB	SLG%	BB	HBP	SO	GDP	OB%	SF	SH	SB-ATT	PO	A	E	FLD%
2022	.316	25-2	19	6	6	2	0	1	5	11	.579	1	0	7	1	.350	0	1	0-0	6	3	1	.900
2023	.000	6-0	0	2	0	0	0	0	0	0	.000	0	0	0	0	.000	0	0	0-0	0	0	0	.000
TOTAL	.316	31-2	19	8	6	2	0	1	5	11	.579	1	0	7	1	.350	0	1	0-0	6	3	1	.900

PLAYER CAPSULES



ABBEY SMITH

20

OUTFIELD

So. | 5-8 | L/R

Austin, Texas | James Bowie

SEASON HIGH

3, at Georgia (3/11/23)	AB	3 (3x), last at Georgia (3/11/23)
2, vs. Pitt (2/11/23)	R	2 (3x), last vs. Pitt (2/11/23)
2, vs. Merrimack (2/24/23)	H	2, vs. Merrimack (2/24/23)
	2B	
	3B	
	HR	
	RBI	

CAREER HIGH

2023 SEASON HIGHLIGHTS

Tied for the third most stolen bases by a Tiger sophomore ... currently is 16-for-18 in stolen base attempts for an .889 percentage, which ranks fourth in a single season on the Plains ... her 16 stolen bases are tied for the eighth most recorded in a single season ... is 26-for-31 on stolen base attempts in her career for a .839 percentage, which ranks sixth highest in program history ... turned in the first multi-hit performance of her collegiate career, going 2-for-2 with a run scored against Merrimack (2/24) ... scored the walk-off run to secure Auburn's series sweep of Missouri (3/27) ... stole home to plate Auburn's lone run in the series finale versus Ole Miss (4/2) to secure the series win ... forced an errant throw to the third base bag and was able to advance and score the go-ahead run in Auburn's win versus Troy (4/12)

GAME BY GAME HITTING

DATE	OPPONENT	POS	AB	R	H	RBI	2B	3B	HR	BB	SB	CS	HBP	SAC	SF	GDP	K	PO	A	E	AVG
Feb. 10	vs. St. John's	PR/OF	0	1	0	0	0	0	0	0	1	0	0	0	0	0	0	0	0	0	.000
Feb. 10	vs. Fordham	*OF	2	0	0	0	0	0	0	0	0	0	0	0	0	0	0	0	0	0	.000
Feb. 11	vs. Pitt	*OF	2	2	1	0	0	0	0	0	1	0	0	0	0	0	1	0	0	0	.250
Feb. 11	vs. Indiana	OF	0	0	0	0	0	0	0	0	0	0	0	0	0	0	0	0	0	0	.250
Feb. 12	vs. Illinois	PR	0	1	0	0	0	0	0	0	1	0	0	0	0	0	0	0	0	0	.250
Feb. 17	AUSTIN PEAY	OF	1	0	0	0	0	0	0	0	0	0	0	0	0	0	0	0	0	0	.200
Feb. 17	VILLANOVA	PR	0	1	0	0	0	0	0	0	0	0	0	0	0	0	0	0	0	0	.200
Feb. 18	VILLANOVA	PR	0	1	0	0	0	0	0	0	1	0	0	0	0	0	0	0	0	0	.200
Feb. 18	DAYTON	PR	0	1	0	0	0	0	0	0	1	0	0	0	0	0	0	0	0	0	.200
Feb. 19	AUSTIN PEAY	PR	0	1	0	0	0	0	0	0	0	0	0	0	0	0	0	0	0	0	.200
Feb. 22	UAB	PR	0	1	0	0	0	0	0	0	0	0	0	0	0	0	0	0	0	0	.200
Feb. 24	MERRIMACK	OF	2	1	2	0	0	0	0	0	1	0	0	0	0	0	0	0	0	0	.429
Feb. 24	BROWN	PR	0	1	0	0	0	0	0	0	0	0	0	0	0	0	0	0	0	0	.429
Feb. 25	NORTH DAKOTA STATE	PR	0	1	0	0	0	0	0	0	1	0	0	0	0	0	0	0	0	0	.429
Feb. 25	MERRIMACK	OF	2	1	1	0	0	0	0	1	0	0	0	0	0	0	0	0	0	0	.444
Feb. 26	NORTH DAKOTA STATE	PR	0	0	0	0	0	0	0	0	1	0	0	0	0	0	0	0	0	0	.444
March 1	at Troy	PR/OF	0	0	0	0	0	0	0	1	0	0	0	0	0	0	0	0	0	0	.444
March 3	BOWLING GREEN	PR	0	1	0	0	0	0	0	0	1	0	0	0	0	0	0	0	0	0	.444
March 3	SOUTH ALABAMA	PR	0	0	0	0	0	0	0	0	0	0	0	0	0	0	0	0	0	0	.444
March 4	SOUTH ALABAMA	PR	0	0	0	0	0	0	0	0	1	0	0	0	0	0	0	0	0	0	.444
March 4	TENNESSEE TECH	OF	1	0	1	0	0	0	0	0	0	0	0	0	0	0	0	2	0	0	.500
March 5	BOWLING GREEN	OF	1	1	1	0	0	0	0	0	1	0	0	0	0	0	0	1	0	0	.545
March 8	at Georgia Tech	PR	0	0	0	0	0	0	0	0	0	1	0	0	0	0	0	0	0	0	.545
March 10	at Georgia	PR	0	0	0	0	0	0	0	0	1	0	0	0	0	0	0	0	0	0	.545
March 11	at Georgia-1	OF	0	0	0	0	0	0	0	0	0	0	0	0	0	0	0	1	0	0	.545
March 11	at Georgia-2	*OF	3	0	0	0	0	0	0	0	0	0	0	0	0	0	1	4	0	0	.429
March 17	vs. Weber State	OF	1	0	0	0	0	0	0	0	0	0	0	0	0	0	0	1	0	0	.400
March 17	vs. Northwestern	PR	0	1	0	0	0	0	0	0	0	0	0	0	0	0	0	0	0	0	.400
March 18	vs. Northwestern	PR	0	0	0	0	0	0	0	0	0	0	0	0	0	0	0	0	0	0	.400
March 18	vs. Oklahoma	OF	1	0	0	0	0	0	0	0	0	0	0	0	0	0	1	0	0	0	.375
March 19	vs. Oklahoma	OF	0	0	0	0	0	0	0	0	0	0	0	0	0	0	0	0	0	0	.375
March 25	MISSOURI-1	OF	0	0	0	0	0	0	0	0	0	0	0	0	0	0	0	0	0	0	.375
March 25	MISSOURI-2	OF	0	0	0	0	0	0	0	0	0	0	0	0	0	0	0	0	0	0	.375
March 27	MISSOURI	PR	0	1	0	0	0	0	0	0	0	0	0	0	0	0	0	0	0	0	.375
March 29	at Samford	PR/OF	0	0	0	0	0	0	0	0	0	0	0	0	0	0	0	1	0	0	.375
March 31	OLE MISS	PR/OF	1	1	0	0	0	0	0	0	0	0	0	0	0	0	0	0	0	0	.353
April 2	OLE MISS	PR	0	1	0	0	0	0	0	0	2	0	0	0	0	0	0	0	0	0	.353
April 6	at Florida	PR	0	1	0	0	0	0	0	0	0	0	0	0	0	0	0	0	0	0	.353
April 7	at Florida	PR	0	0	0	0	0	0	0	0	0	0	0	0	0	0	0	0	0	0	.353
April 8	at Florida	OF	0	1	0	0	0	0	0	0	0	0	0	1	0	0	0	0	0	0	.353
April 12	TROY	PR/OF	1	1	0	0	0	0	0	0	0	0	0	0	0	0	0	2	0	0	.333
April 14	LSU	OF	0	0	0	0	0	0	0	0	0	0	0	0	0	0	0	3	0	0	.333
April 15	LSU	OF	0	0	0	0	0	0	0	0	0	0	0	0	0	0	0	0	0	0	.333
April 16	LSU	PR	0	0	0	0	0	0	0	0	0	1	0	0	0	0	0	0	0	0	.333
April 19	JACKSONVILLE STATE	PR/OF	0	0	0	0	0	0	0	0	0	0	0	0	0	0	0	1	0	0	.333
April 22	at Alabama-2	OF	1	0	0	0	0	0	0	0	0	0	0	0	0	0	0	0	0	0	.316
April 23	at Alabama	OF	0	0	0	0	0	0	0	0	0	0	0	0	0	0	0	0	0	0	.316
April 28	at South Carolina	PR/OF	0	0	0	0	0	0	0	0	1	0	0	0	0	0	0	0	0	0	.316
April 29	at South Carolina	OF	0	0	0	0	0	0	0	0	0	0	0	0	0	0	0	0	0	0	.316
April 30	at South Carolina	OF	1	1	0	0	0	0	0	0	0	0	0	0	0	0	0	0	0	0	.300
May 5	MISSISSIPPI STATE	PR/OF	0	1	0	0	0	0	0	0	1	0	0	0	0	0	0	2	0	0	.300
May 6	MISSISSIPPI STATE	PR/OF	0	1	0	0	0	0	0	0	0	0	0	0	0	0	0	1	0	0	.300
May 7	MISSISSIPPI STATE	PR/OF	0	0	0	0	0	0	0	0	0	0	0	0	0	0	0	0	0	0	.300
TOTALS		3gs	20	25	6	0	0	0	0	2	16	2	0	1	0	0	3	18	1	0	.300

On Base Percentage .364 | Slugging Percentage .300

SMITH'S OVERALL CAREER STATS

YEAR	AVG	GP-GS	AB	R	H	2B	3B	HR	RBI	TB	SLG%	BB	HBP	SO	GDP	OB%	SF	SH	SB-ATT	PO	A	E	FLD%
2022	.313	38-5	16	16	5	0	0	0	0	5	.313	3	0	6	0	.421	0	0	10-13	4	0	0	1.000
2023	.300	53-3	20	25	6	0	0	0	0	6	.300	2	0	3	0	.364	0	1	16-18	18	1	0	1.000
TOTAL	.306	91-8	36	41	11	0	0	0	0	11	.306	5	0	9	0	.390	0	1	26-31	22	1	0	1.000

PLAYER CAPSULES



JESSIE BLAINE

22

CATCHER

So. | 5-10 | R/R
Wentzville, Mo. | St. Dominic

SEASON HIGH

5, at Georgia (3/11/23) AB 5, at Georgia (3/11/23)
2, vs. Merrimack (2/24/23) R 3, at Alabama State (4/27/22)
2 (3x), last at South Alabama (4/28/23) H 4, vs. Niagara (4/15/22)
2B 1 (5x), last at Mississippi State (4/22/22)
1, vs. Dayton (2/18/23) 3B 1 (2x), last at Alabama State (4/27/22)
1, (2x), last at Georgia Tech (3/8/23) HR 1 (11x), last at Georgia Tech (3/8/23)
3, vs. Austin Peay (2/19/23) RBI 4 (2x), last vs. South Carolina (3/20/22)

CAREER HIGH

2023 SEASON HIGHLIGHTS

Scored the walk-off run on a wild pitch in Auburn's run-rule victory over Dayton (2/18) ... first home run of the season with an inside-the-park homer versus Austin Peay (2/19) ... Jane B. Moore Memorial All-Tournament Team ... turned in her first multi-hit game in SEC play this season, going 2-for-2 in the series opener at South Carolina (4/28)

GAME BY GAME HITTING

DATE	OPPONENT	POS	AB	R	H	RBI	2B	3B	HR	BB	SB	CS	HBP	SAC	SF	GDP	K	PO	A	E	AVG
Feb. 10	vs. St. John's	*DP	1	1	0	0	0	0	0	2	1	0	0	0	0	0	0	0	0	0	.000
Feb. 10	vs. Fordham	*DP	3	0	0	0	0	0	0	0	0	0	0	0	0	0	0	0	0	0	.000
Feb. 11	vs. Pitt	*C/DP	3	0	1	0	0	0	0	1	0	0	0	0	0	0	0	3	0	0	.000
Feb. 11	vs. Indiana	*DP	4	1	2	1	0	0	0	0	0	0	0	0	0	0	0	0	0	0	.273
Feb. 12	vs. Illinois	*DP	3	0	1	0	0	0	0	0	0	0	0	0	0	0	0	0	0	0	.286
Feb. 17	AUSTIN PEAY	PH/C	0	0	0	0	0	0	0	1	0	0	0	0	0	0	0	1	0	0	.286
Feb. 17	VILLANOVA	*DP	2	0	1	1	0	0	0	1	0	0	0	0	0	0	0	0	0	0	.312
Feb. 18	VILLANOVA	*DP	3	0	1	0	0	0	0	0	0	0	0	0	0	0	0	0	0	0	.316
Feb. 18	DAYTON	PH	1	1	1	1	0	1	0	0	0	0	0	0	0	0	0	0	0	0	.350
Feb. 19	AUSTIN PEAY	*DP	3	1	2	3	0	0	1	0	0	0	0	0	0	0	0	0	0	0	.391
Feb. 22	UAB	*DP	2	0	1	1	0	0	0	0	1	0	0	0	0	0	0	0	0	0	.400
Feb. 24	MERRIMACK	*DP/C	1	2	0	0	0	0	1	0	0	0	0	0	0	0	0	2	1	0	.385
Feb. 24	BROWN	*DP	2	0	0	0	0	0	0	0	0	0	0	0	0	0	0	0	0	0	.357
Feb. 25	NORTH DAKOTA STATE	*DP	4	0	1	0	0	0	0	0	0	0	0	0	0	0	0	0	0	0	.344
Feb. 25	MERRIMACK	*DP	4	0	0	0	0	0	0	0	0	0	0	0	0	0	0	0	0	0	.306
Feb. 26	NORTH DAKOTA STATE	PH	1	0	1	1	0	0	0	0	0	0	0	0	0	0	0	0	0	0	.324
March 1	at Troy	*DP	4	0	1	0	0	0	0	0	1	0	0	0	0	0	1	0	0	0	.317
March 3	BOWLING GREEN	*DP	3	0	0	2	0	0	0	0	0	0	0	0	0	0	0	0	0	0	.295
March 3	SOUTH ALABAMA	PH	1	0	0	0	0	0	0	0	0	0	0	0	0	0	1	0	0	0	.289
March 4	SOUTH ALABAMA	PH	1	0	1	1	0	0	0	0	0	0	0	0	0	0	0	0	0	0	.304
March 4	TENNESSEE TECH	*C	2	1	1	1	0	0	0	1	0	0	0	0	0	0	3	0	0	0	.312
March 5	BOWLING GREEN	*DP/C	0	1	0	2	0	0	0	2	0	0	0	1	0	0	0	0	1	0	.312
March 8	at Georgia Tech	*C	2	1	1	1	0	0	1	1	0	0	0	0	0	0	9	0	0	0	.320
March 10	at Georgia	*DP/C	4	0	0	0	0	0	0	0	0	0	0	0	0	0	1	5	0	0	.296
March 11	at Georgia-1	*DP	3	0	1	0	0	0	0	0	0	0	0	0	0	0	1	0	0	0	.298
March 11	at Georgia-2	*C	5	0	1	0	0	0	0	0	0	0	0	0	0	0	1	6	0	0	.290
March 17	vs. Weber State	*DP	3	0	0	0	0	0	0	0	0	0	0	0	0	0	0	0	0	0	.277
March 17	vs. Northwestern	PH	1	0	0	0	0	0	0	0	0	0	0	0	0	0	0	0	0	0	.273
March 18	vs. Oklahoma	C	1	0	0	0	0	0	0	0	0	0	0	0	0	0	1	0	0	0	.269
March 19	vs. Oklahoma	PH	1	0	0	0	0	0	0	0	0	0	0	0	0	0	0	0	0	0	.265
March 25	MISSOURI-1	*DP	3	0	0	0	0	0	0	0	0	0	0	0	0	0	1	0	0	0	.254
March 25	MISSOURI-2	*DP	3	0	1	1	0	0	0	0	0	0	0	0	0	0	0	0	0	0	.257
March 27	MISSOURI	*DP	2	0	1	1	0	0	0	0	0	0	0	0	1	0	0	0	0	0	.263
March 29	at Samford	*DP	2	0	0	0	0	0	0	1	0	0	0	0	0	0	0	0	0	0	.256
March 31	OLE MISS	PH	1	0	0	0	0	0	0	0	0	0	0	0	0	0	0	0	0	0	.253
April 1	OLE MISS	PH	1	0	0	0	0	0	0	0	0	0	0	0	0	0	0	0	0	0	.250
April 6	at Florida	PH	1	0	0	0	0	0	0	0	0	0	0	0	0	0	0	0	0	0	.247
April 7	at Florida	PH/C	2	0	0	0	0	0	0	0	0	0	0	0	0	0	1	0	0	0	.241
April 8	at Florida	C	1	1	0	0	0	0	0	0	0	0	1	0	0	0	1	6	0	0	.238
April 12	TROY	*C	2	0	0	0	0	0	0	0	0	0	0	0	0	0	0	7	0	0	.233
April 19	JACKSONVILLE STATE	PH	1	0	0	0	0	0	0	0	0	0	0	0	0	0	0	0	0	0	.230
April 22	at Alabama-1	*C	3	0	0	0	0	0	0	0	0	0	0	0	0	0	1	4	1	0	.222
April 22	at Alabama-2	PH	1	0	0	0	0	0	0	0	0	0	0	0	0	0	0	0	0	0	.220
April 23	at Alabama	PH/DP	2	0	0	0	0	0	0	0	0	0	0	0	0	0	0	0	0	0	.215
April 28	at South Carolina	*DP	2	0	2	0	0	0	0	1	0	0	0	0	0	0	0	0	0	0	.232
April 29	at South Carolina	*DP	2	0	0	0	0	0	0	0	0	0	0	0	0	0	0	0	0	0	.227
April 30	at South Carolina	*DP	1	0	0	0	0	0	0	0	0	0	1	0	0	0	0	0	0	0	.224
May 5	MISSISSIPPI STATE	PH	1	0	1	0	0	0	0	0	0	0	0	0	0	0	0	0	0	0	.232
May 6	MISSISSIPPI STATE	PH	0	0	0	0	0	0	0	1	0	0	0	0	0	0	0	0	0	0	.232
May 7	MISSISSIPPI STATE	PH	1	0	0	0	0	0	0	0	0	0	0	0	0	0	1	0	0	0	.230
TOTALS		31gs	100	10	23	17	0	1	2	13	3	0	2	1	1	0	11	46	3	0	.230

On Base Percentage .328 | Slugging Percentage .310

BLAINE'S OVERALL CAREER STATS

YEAR	AVG	GP-GS	AB	R	H	2B	3B	HR	RBI	TB	SLG%	BB	HBP	SO	GDP	OB%	SF	SH	SB-ATT	PO	A	E	FLD%
2022	.285	54-53	137	27	39	5	2	9	37	75	.547	25	0	21	0	.393	1	1	3-5	17	0	1	.944
2023	.230	50-31	100	10	23	0	1	2	17	31	.310	13	2	11	0	.328	1	1	3-3	46	3	0	1.000
TOTAL	.262	104-84	237	37	62	5	3	11	54	106	.447	38	2	32	0	.366	2	2	6-8	63	3	1	.985

PLAYER CAPSULES



AXE MILANOWSKI 23

INFIELD

Fr. | 5-6 | R/R

Dothan, Ala. | Houston Academy

SEASON HIGH

2, vs. Troy (4/12/23) AB 2, vs. Troy (4/12/23)
1 (5x), last vs. Tennessee Tech (3/4/23) R 1 (5x), last vs. Tennessee Tech (3/4/23)
1 (3x), last vs. Tennessee Tech (3/4/23) H 1 (3x), last vs. Tennessee Tech (3/4/23)
1, vs. Tennessee Tech (3/4/23) 2B 1, vs. Tennessee Tech (3/4/23)
3B
1, at Troy (3/1/23) HR 1, at Troy (3/1/23)
3, at Troy (3/1/23) RBI 3, at Troy (3/1/23)

CAREER HIGH

2023 SEASON HIGHLIGHTS

Made her collegiate debut as a pinch runner versus St. John's (2/10) ... recorded her first collegiate hit versus Austin Peay (2/17) ... in a pinch-hit opportunity at Troy (3-1), slugged a three-run home run - the first of her collegiate career ... earned her first collegiate start at Tennessee Tech (3/4) and drove two RBI off the first double of her career

GAME BY GAME HITTING

DATE	OPPONENT	POS	AB	R	H	RBI	2B	3B	HR	BB	SB	CS	HBP	SAC	SF	GDP	K	PO	A	E	AVG
Feb. 10	vs. St. John's	PR/1B	1	0	0	0	0	0	0	0	0	0	0	0	0	0	1	0	0	0	.000
Feb. 10	vs. Fordham	1B	0	1	0	0	0	0	0	0	0	0	1	0	0	0	0	0	0	0	.000
Feb. 11	vs. Pitt	PR	0	0	0	0	0	0	0	0	0	0	0	0	0	0	0	0	0	0	.000
Feb. 11	vs. Indiana	1B	0	0	0	0	0	0	0	0	0	0	0	0	0	0	0	0	0	0	.000
Feb. 12	vs. Illinois	1B	1	0	0	0	0	0	0	0	0	0	0	0	0	0	1	1	0	0	.000
Feb. 17	AUSTIN PEAY	PR/1B	1	1	1	0	0	0	0	0	1	0	0	0	0	0	0	5	0	0	.333
Feb. 17	VILLANOVA	PR/1B	1	0	0	0	0	0	0	0	0	0	0	0	0	0	1	1	0	0	.250
Feb. 18	VILLANOVA	PH/1B	0	0	0	0	0	0	0	1	0	0	0	0	0	0	0	1	0	0	.250
Feb. 22	UAB	PR/1B	0	1	0	0	0	0	0	0	0	0	0	0	0	0	0	0	0	0	.250
Feb. 24	MERRIMACK	1B	1	0	0	0	0	0	0	0	0	0	0	0	0	0	1	4	0	0	.200
Feb. 24	BROWN	1B	0	0	0	0	0	0	0	0	0	0	0	0	0	0	0	1	0	0	.200
Feb. 25	MERRIMACK	1B	0	0	0	0	0	0	0	1	0	0	0	0	0	0	0	1	0	0	.200
March 1	at Troy	PH	1	1	1	3	0	0	1	0	0	0	0	0	0	0	0	0	0	0	.333
March 4	TENNESSEE TECH	*3B	1	1	1	2	1	0	0	2	0	0	0	0	0	0	0	0	3	1	.429
March 5	BOWLING GREEN	1B	1	0	0	1	0	0	0	0	0	0	0	0	0	0	0	2	0	0	.375
March 18	vs. Oklahoma	1B	0	0	0	0	0	0	0	0	0	0	0	0	0	0	0	3	0	0	.375
March 19	vs. Oklahoma	PH	1	0	0	0	0	0	0	0	0	0	0	0	0	0	1	0	0	0	.333
March 29	at Samford	PR	0	0	0	0	0	0	0	0	1	0	0	0	0	0	0	0	0	0	.333
April 7	at Florida	1B	0	0	0	0	0	0	0	0	0	0	0	0	0	0	0	1	0	0	.333
April 12	TROY	PR/1B	2	0	0	0	0	0	0	0	0	0	0	0	0	0	1	7	0	0	.273
TOTALS		1gs	11	5	3	6	1	0	1	4	2	0	1	0	0	0	6	27	3	1	.333

On Base Percentage .500 | Slugging Percentage .636

MILANOWSKI'S OVERALL CAREER STATS

YEAR	AVG	GP-GS	AB	R	H	2B	3B	HR	RBI	TB	SLG%	BB	HBP	SO	GDP	OB%	SF	SH	SB-ATT	PO	A	E	FLD%
2023	.273	20-1	11	5	3	1	0	1	6	7	.636	4	1	6	0	.500	0	0	2-2	27	3	1	.968
TOTAL	.273	20-1	11	5	3	1	0	1	6	7	.636	4	1	6	0	.500	0	0	2-2	27	3	1	.968

PLAYER CAPSULES



KENADIE COOPER 25

OUTFIELD
So. | 5-7 | R/R
Newnan, Ga. | East Coweta

SEASON HIGH										CAREER HIGH									
1 (3x), last vs. Merrimack (2/25/23)	AB	2, at Mississippi State (4/23/22)	1 (14x), last at Alabama (4/23/23)	R	1 (28x), last at Alabama (4/23/23)	1, vs. Merrimack (2/24/23)	H	1 (2x), last vs. Merrimack (2/24/23)	1, vs. Merrimack (2/24/23)	2B	1, vs. Merrimack (2/24/23)		3B		HR		RBI	1, vs. Niagara (4/15/22)	

2023 SEASON HIGHLIGHTS

Slugged her first collegiate double versus Merrimack (2/24)

GAME BY GAME HITTING

DATE	OPPONENT	POS	AB	R	H	RBI	2B	3B	HR	BB	SB	CS	HBP	SAC	SF	GDP	K	PO	A	E	AVG
Feb. 10	vs. St. John's	PR	0	0	0	0	0	0	0	0	0	0	0	0	0	0	0	0	0	0	.000
Feb. 10	vs. Fordham	PR	0	0	0	0	0	0	0	0	0	0	0	0	0	0	0	0	0	0	.000
Feb. 11	vs. Pitt	PR	0	0	0	0	0	0	0	0	0	0	0	0	0	0	0	0	0	0	.000
Feb. 11	vs. Indiana	PR	0	0	0	0	0	0	0	0	0	1	0	0	0	0	0	0	0	0	.000
Feb. 12	vs. Illinois	PR	0	0	0	0	0	0	0	0	1	0	0	0	0	0	0	0	0	0	.000
Feb. 17	AUSTIN PEAY	OF	1	0	0	0	0	0	0	0	0	0	0	0	0	0	0	0	0	0	.000
Feb. 18	VILLANOVA	PR/OF	0	0	0	0	0	0	0	0	0	0	0	0	0	0	0	0	0	0	.000
Feb. 19	UAB	PR	0	1	0	0	0	0	0	0	0	0	0	0	0	0	0	0	0	0	.000
Feb. 24	MERRIMACK	PH	1	1	1	0	1	0	0	0	0	0	0	0	0	0	0	0	0	0	.500
Feb. 24	BROWN	PR	0	0	0	0	0	0	0	0	0	1	0	0	0	0	0	0	0	0	.500
Feb. 25	NORTH DAKOTA STATE	PR	0	1	0	0	0	0	0	0	0	0	0	0	0	0	0	0	0	0	.500
Feb. 25	MERRIMACK	PH/OF	1	0	0	0	0	0	0	0	0	0	0	0	0	0	0	0	0	0	.333
Feb. 26	NORTH DAKOTA STATE	PR	0	1	0	0	0	0	0	0	0	0	0	0	0	0	0	0	0	0	.333
March 1	at Troy	PR	0	1	0	0	0	0	0	0	1	0	0	0	0	0	0	0	0	0	.333
March 3	BOWLING GREEN	PR	0	1	0	0	0	0	0	0	0	0	0	0	0	0	0	0	0	0	.333
March 4	TENNESSEE TECH	PR	0	1	0	0	0	0	0	0	0	0	0	0	0	0	0	0	0	0	.333
March 5	BOWLING GREEN	PR	0	0	0	0	0	0	0	0	0	0	0	0	0	0	0	0	0	0	.333
March 8	at Georgia Tech	PR	0	0	0	0	0	0	0	0	0	0	0	0	0	0	0	0	0	0	.333
March 17	vs. Weber State	PR	0	1	0	0	0	0	0	0	1	0	0	0	0	0	0	0	0	0	.333
March 17	vs. Northwestern	PR	0	0	0	0	0	0	0	0	0	0	0	0	0	0	0	0	0	0	.333
March 25	MISSOURI-1	PR	0	0	0	0	0	0	0	0	0	0	0	0	0	0	0	0	0	0	.333
March 27	MISSOURI	PR	0	1	0	0	0	0	0	0	0	0	0	0	0	0	0	0	0	0	.333
March 29	at Samford	PR	0	1	0	0	0	0	0	0	0	0	0	0	0	0	0	0	0	0	.333
March 31	OLE MISS	PR	0	1	0	0	0	0	0	0	0	0	0	0	0	0	0	0	0	0	.333
April 1	OLE MISS	PR	0	0	0	0	0	0	0	0	0	0	0	0	0	0	0	0	0	0	.333
April 2	OLE MISS	PR	0	0	0	0	0	0	0	0	0	0	0	0	0	0	0	0	0	0	.333
April 6	at Florida	PR	0	0	0	0	0	0	0	0	0	0	0	0	0	0	0	0	0	0	.333
April 8	at Florida	PR	0	1	0	0	0	0	0	0	0	0	0	0	0	0	0	0	0	0	.333
April 12	TROY	PR	0	0	0	0	0	0	0	0	0	0	0	0	0	0	0	0	0	0	.333
April 14	LSU	PR	0	0	0	0	0	0	0	0	0	0	0	0	0	0	0	0	0	0	.333
April 15	LSU	PR	0	1	0	0	0	0	0	0	0	0	0	0	0	0	0	0	0	0	.333
April 16	LSU	PR	0	0	0	0	0	0	0	0	0	0	0	0	0	0	0	0	0	0	.333
April 19	JACKSONVILLE STATE	PR	0	0	0	0	0	0	0	0	0	0	0	0	0	0	0	0	0	0	.333
April 22	at Alabama-1	PR	0	0	0	0	0	0	0	0	0	0	0	0	0	0	0	0	0	0	.333
April 22	at Alabama-2	PR	0	0	0	0	0	0	0	0	0	0	0	0	0	0	0	0	0	0	.333
April 23	at Alabama	PR	0	1	0	0	0	0	0	0	0	0	0	0	0	0	0	0	0	0	.333
April 29	at South Carolina	PR	0	0	0	0	0	0	0	0	0	0	0	0	0	0	0	0	0	0	.333
April 30	at South Carolina	PR	0	0	0	0	0	0	0	0	0	0	0	0	0	0	0	0	0	0	.333
May 5	MISSISSIPPI STATE	PR	0	0	0	0	0	0	0	0	0	0	0	0	0	0	0	0	0	0	.333
May 6	MISSISSIPPI STATE	PR	0	0	0	0	0	0	0	0	1	0	0	0	0	0	0	0	0	0	.333
TOTALS	Ogs		3	14	1	0	1	0	0	0	4	2	0	0	0	0	0	0	0	0	.333

On Base Percentage .333 | Slugging Percentage .667

COOPER'S OVERALL CAREER STATS

YEAR	AVG	GP-GS	AB	R	H	2B	3B	HR	RBI	TB	SLG%	BB	HBP	SO	GDP	OB%	SF	SH	SB-ATT	PO	A	E	FLD%
2022	.200	40-0	5	14	1	0	0	0	1	1	.200	1	0	3	0	.333	0	0	1-2	5	0	0	1.000
2023	.333	40-0	3	14	1	1	0	0	0	2	.667	0	0	0	0	.333	0	0	4-6	0	0	0	.000
TOTAL	.250	80-0	8	28	2	1	0	0	1	3	.375	1	0	3	0	.333	0	0	5-8	5	0	0	1.000

PLAYER CAPSULES



MILLIE ROBERTS

31

CATCHER/INFIELD

Fr. | 5-7 | R/R

Owensboro, Ky. | Daviess County

SEASON HIGH

1 (17x), last vs. LSU (4/15/23) AB 1 (17x), last vs. LSU (4/15/23)
1 (2x), at Troy (3/1/23) R 1 (2x), at Troy (3/1/23)
1 (4x), last at Florida (4/7/23) H 1 (4x), last at Florida (4/7/23)
1, vs. St. John's (2/10/23) 2B 1, vs. St. John's (2/10/23)
3B
HR
1 (4x), last vs. Villanova (2/18/23) RBI 1 (4x), last vs. Villanova (2/18/23)

CAREER HIGH

2023 SEASON HIGHLIGHTS

Recorded her first collegiate hit in her first plate appearance, slugging an RBI double vs. St. John's (2/10) ... knocked a pinch-hit single at No. 15 Florida (4/7) for her hit base hit in conference play

GAME BY GAME HITTING

DATE	OPPONENT	POS	AB	R	H	RBI	2B	3B	HR	BB	SB	CS	HBP	SAC	SF	GDP	K	PO	A	E	AVG
Feb. 10	vs. St. John's	PH	1	0	1	1	1	0	0	0	0	0	0	0	0	0	0	0	0	0	1.000
Feb. 10	vs. Fordham	PH	0	0	0	1	0	0	0	0	0	0	0	0	1	0	0	0	0	0	1.000
Feb. 11	vs. Pitt	PH	1	0	1	1	0	0	0	0	0	0	0	0	0	0	0	0	0	0	1.000
Feb. 11	vs. Indiana	PH	0	1	0	0	0	0	0	1	0	0	0	0	0	0	0	0	0	0	1.000
Feb. 12	vs. Illinois	PH	1	0	0	0	0	0	0	0	0	0	0	0	0	0	1	0	0	0	.667
Feb. 17	Villanova	PH	0	0	0	0	0	0	0	1	0	0	0	0	0	0	0	0	0	0	.667
Feb. 18	Villanova	PH	1	0	1	0	0	0	0	0	0	0	0	0	0	0	0	0	0	0	.750
Feb. 18	DAYTON	PH	1	0	0	0	0	0	0	0	0	0	0	0	0	0	1	0	0	0	.600
Feb. 19	AUSTIN PEAY	PH	1	0	0	0	0	0	0	0	0	0	0	0	0	0	0	0	0	0	.500
Feb. 24	MERRIMACK	3B	0	0	0	0	0	0	0	0	0	0	0	0	0	0	0	0	0	0	.500
Feb. 25	NORTH DAKOTA STATE	PH	1	0	0	0	0	0	0	0	1	0	0	0	0	0	0	0	0	0	.429
Feb. 25	MERRIMACK	PH/3B	1	0	0	0	0	0	0	0	0	0	0	0	0	0	0	0	0	0	.375
March 1	at Troy	PH	1	1	0	0	0	0	0	0	0	0	0	0	0	0	0	0	0	0	.333
March 4	TENNESSEE TECH	PH	1	0	0	0	0	0	0	0	0	0	0	0	0	0	0	0	0	0	.300
March 5	BOWLING GREEN	PH	1	0	0	0	0	0	0	0	0	0	0	0	0	0	0	0	0	0	.273
March 8	at Georgia Tech	PH	0	0	0	0	0	0	0	1	0	0	0	0	0	0	0	0	0	0	.273
March 17	vs. Weber State	PH	1	0	0	0	0	0	0	0	0	0	0	0	0	0	0	0	0	0	.250
March 17	vs. Northwestern	PH	1	0	0	0	0	0	0	0	0	0	0	0	0	0	1	0	0	0	.231
March 27	MISSOURI	PH	1	0	0	0	0	0	0	0	0	0	0	0	0	0	1	0	0	0	.214
April 7	at Florida	PH	1	0	1	0	0	0	0	0	0	0	0	0	0	0	0	0	0	0	.267
April 8	at Florida	PH	1	0	0	0	0	0	0	0	0	0	0	0	0	0	1	0	0	0	.250
April 15	LSU	PH	1	0	0	0	0	0	0	0	0	0	0	0	0	0	1	0	0	0	.235
May 6	MISSISSIPPI STATE	3B	0	0	0	0	0	0	0	0	0	0	0	0	0	0	0	0	0	0	.235
TOTALS		Ogs	17	2	4	4	1	0	0	3	1	0	0	0	1	0	6	0	0	0	.235

On Base Percentage .333 | Slugging Percentage .294

ROBERTS'S OVERALL CAREER STATS

YEAR	AVG	GP-GS	AB	R	H	2B	3B	HR	RBI	TB	SLG%	BB	HBP	SO	GDP	OB%	SF	SH	SB-ATT	PO	A	E	FLD%
2023	.235	23-0	17	2	4	1	0	0	4	5	.294	3	0	6	0	.333	1	0	1-1	0	0	0	.000
TOTAL	.235	23-0	17	2	4	1	0	0	4	5	.294	3	0	6	0	.333	1	0	1-1	0	0	0	.000

PLAYER CAPSULES



SHELBY LOWE

55

LEFT-HANDED PITCHER

Jr. | 5-9 | R/L

Carrollton, Ala. | Pickens Academy

SEASON HIGH

6.1, vs. Weber State (3/17/23) _____ IP _____ 7.1 (2x), last at Ole Miss (4/23/21)
 7, vs. Mississippi State (5/6/23) _____ H _____ 9, vs. Kentucky (4/16/21)
 5, vs. Northwestern (3/18/23) _____ R _____ 7, at Arkansas (4/8/22)
 4, vs. Mississippi State (5/6/23) _____ ER _____ 7, at Arkansas (4/8/22)
 1 (7x), last vs. Mississippi State (5/6/23) _____ BB _____ 4, at Kentucky (3/25/22)
 9 (2x), last vs. Northwestern (3/18/23) _____ SO _____ 13, vs. ULM (2/25/22)
 117, last vs. Northwestern (3/18/23) _____ Pitches _____ 125, vs. Kentucky (4/16/21)

CAREER HIGH

2023 SEASON HIGHLIGHTS

Ranked the No. 62 student-athlete in the country in D1 Softball's D1 Preseason Player Rankings ... leads the SEC in strikeout-to-walk ratio (10.00) and walks allowed per seven innings (0.77) ... also ranks 11th in the conference in strikeouts per seven innings (7.7) ... leads the nation in strikeout-to-walk ratio and ranks fifth in walks allowed per seven innings ... tied for first in Auburn single-season history with 10 combined shutouts this season ... ranks sixth in program history in career strikeouts, tied for sixth in career combined shutouts and tied for seventh in career saves ... making her return to the circle following postseason surgery, tossed 4.2 innings of relief at the NFCA Leadoff Classic (2/10-2/12), giving up just one hit and striking out eight over her four appearances ... made her first start of the season against Villanova (2/18), earning the victory behind seven strikeouts ... recorded a career high nine strikeouts twice during the Omni Hall of Fame Classic in contests against Weber State (3/17) and Northwestern (3/18) ... recorded her first save of the season in a relief appearance against Troy (4/12) ... entering a scoreless game in the top of the ninth, needed five pitches to record a strikeout and earned the series-clinching win versus No. 13 LSU (4/16)

GAME BY GAME PITCHING

DATE	OPPONENT	GS	IP	H	R	ER	BB	SO	2B	3B	HR	WP	BK	HBP	IBB	SCORE	W-L	SV	ERA	NP
Feb. 10	vs. Fordham		1.0	0	0	0	0	3	0	0	0	0	0	0	0	9-0	0-0	0	0.00	15
Feb. 11	vs. Pitt		1.2	0	0	0	0	3	0	0	0	0	0	0	0	7-8	0-0	0	0.00	28
Feb. 11	vs. Indiana		1.0	1	0	0	0	2	0	0	0	0	0	0	0	9-0	0-0	0	0.00	15
Feb. 12	vs. Illinois		1.0	0	0	0	0	0	0	0	0	0	0	0	0	10-0	0-0	0	0.00	10
Feb. 17	VILLANOVA		1.0	0	0	0	0	2	0	0	0	0	0	0	0	8-0	0-0	0	0.00	8
Feb. 18	VILLANOVA	*	4.0	2	2	1	0	7	0	0	1	0	0	0	0	9-3	1-0	0	0.72	63
Feb. 22	UAB		1.0	1	1	1	0	0	0	0	1	0	0	0	0	10-1	1-0	0	1.31	11
Feb. 25	MERRIMACK	*	4.0	2	0	0	0	3	0	0	0	0	0	0	0	7-0	1-0	0	1.11	34
Feb. 26	NORTH DAKOTA STATE	*	4.0	1	0	0	0	4	0	0	0	0	0	0	0	4-0	2-0	0	0.84	49
March 1	at Troy		2.0	0	0	0	1	3	0	0	0	0	0	0	0	11-0	2-0	0	0.75	28
March 4	SOUTH ALABAMA	*	4.0	3	2	2	0	5	2	0	0	0	0	0	0	1-2	2-1	0	1.24	57
March 5	BOWLING GREEN		2.0	1	0	0	1	2	0	0	0	0	0	0	0	8-0	2-1	0	1.14	20
March 8	at Georgia Tech		0.2	1	1	1	0	1	0	0	1	0	0	0	0	1-2	2-2	0	1.38	11
March 10	at Georgia	*	2.1	6	3	3	0	1	1	0	0	0	0	0	0	6-5	2-2	0	2.02	50
March 11	at Georgia-1	*	3.0	5	3	3	1	0	3	0	1	0	0	0	0	0-5	2-3	0	2.51	47
March 17	vs. Weber State		5.0	2	0	0	1	9	0	1	0	0	0	0	0	4-2	3-3	0	2.16	60
March 18	vs. Northwestern	*	6.1	6	5	3	1	9	1	0	1	0	0	2	0	5-6	3-3	0	2.33	117
March 19	vs. Oklahoma		1.0	2	1	1	0	1	0	0	1	0	0	0	0	1-7	3-3	0	2.44	18
March 25	MISSOURI-2	*	1.2	4	1	1	0	1	2	0	0	0	0	1	0	2-1	3-3	0	2.51	47
April 6	at Florida		0.0	1	0	0	1	0	0	0	0	1	0	0	1	2-3	3-3	0	2.51	8
April 7	at Florida		1.0	0	0	0	0	0	0	0	0	0	0	0	0	3-6	3-3	0	2.45	11
April 12	TROY		2.0	3	2	2	0	0	0	0	1	1	0	0	0	7-5	3-3	1	2.64	32
April 15	LSU	*	4.0	2	2	2	0	5	0	0	1	0	0	0	0	2-3	3-4	1	2.71	55
April 16	LSU		0.1	0	0	0	0	1	0	0	0	0	0	0	0	1-0	4-4	1	2.69	5
April 19	JACKSONVILLE STATE		2.0	1	0	0	0	1	1	0	0	0	0	0	0	3-0	5-4	1	2.59	18
April 22	at Alabama-1	*	4.1	4	2	2	0	3	3	0	1	0	0	0	0	1-6	5-5	1	2.64	58
May 6	MISSISSIPPI STATE	*	5.0	7	4	4	1	4	1	0	1	0	0	1	0	4-5	5-5	1	2.87	75
TOTALS		11	63.1	55	29	26	7	70	14	1	10	2	0	4	1	135-70	5-5	1	2.87	950

LOWE'S OVERALL CAREER STATS

YEAR	ERA	W-L	APP	GS	CG	SHO	SV	IP	H	R	ER	BB	SO	2B	3B	HR	BF	BAVG	WP	HBP	BK	SFA	SHA
2021	1.48	13-11	30	26	15	3/1	1	165.2	130	42	35	28	179	24	1	9	650	.216	3	7	0	2	10
2022	2.81	9-3	29	19	4	3/2	5	92.1	77	44	37	19	129	10	1	16	383	.218	5	6	0	1	3
2023	2.87	5-5	27	11	0	0/10	1	63.1	55	26	26	7	70	14	1	10	261	.223	2	4	0	2	1
TOTAL	2.13	27-19	86	56	19	6/13	7	321.1	262	115	98	54	378	48	3	35	1294	.218	10	17	0	5	14

PLAYER CAPSULES



ANNABELLE WIDRA 66

UTILITY/RIGHT-HANDED PITCHER
So. | 5-7 | L/R
Hoover, Ala. | Michigan

SEASON HIGH

4, vs. Indiana (2/11/23) AB 4, vs. Indiana (2/11/23)
2, vs. Illinois (2/12/23) R 2, vs. Illinois (2/12/23)
2 (3x), last vs. Austin Peay (2/17/23) H 2 (3x), last vs. Austin Peay (2/17/23)
1, vs. Austin Peay (2/17/23) 2B 1, vs. Austin Peay (2/17/23)
3B
1 (3x), last vs. UAB (2/22/23) HR 1 (3x), last vs. UAB (2/22/23)
3, vs. Illinois (2/12/23) RBI 3, vs. Illinois (2/12/23)

CAREER HIGH

2023 SEASON HIGHLIGHTS

Ranks sixth in the SEC in strikeout-to-walk ratio (4.87) and walks allowed per seven innings (1.43) and 15th in strikeout-to-walk ratio (6.9) ... tossed a complete-game shutout, allowing just two hits and striking out 10 in Auburn's season opener vs. St. John's (2/10) ... Tiger Invitational All-Tournament Team ... threw her first collegiate no-hitter, striking out six in five innings versus Brown (2/24) ... Plainsman Invite All-Tournament Team ... earned her first SEC victory and first win over a top-25 program this season in a relief appearance at Georgia (3/10) ... tossed 5.1 scoreless relief to earn the win and clinch Auburn's first series win over Missouri (3/25) since 2017

GAME BY GAME BATTING

DATE	OPPONENT	POS	AB	R	H	RBI	2B	3B	HR	BB	SB	CS	HBP	SAC	SF	GDP	K	PO	A	E	AVG
Feb. 10	vs. St. John's	*P	0	0	0	0	0	0	0	0	0	0	0	0	0	0	0	2	0	0	.000
Feb. 10	vs. Fordham	PH	1	0	0	0	0	0	0	0	0	0	0	0	0	0	0	0	0	0	.000
Feb. 11	vs. Pitt	PH/3B	1	1	0	0	0	0	1	0	0	0	0	0	0	0	1	0	1	0	.000
Feb. 11	vs. Indiana	*3B	4	1	2	2	0	0	1	0	0	0	0	0	0	0	1	0	0	0	.333
Feb. 12	vs. Illinois	*3B	3	2	2	3	0	0	1	0	0	0	0	0	0	0	0	1	0	0	.444
Feb. 17	AUSTIN PEAY	*P/3B	3	0	2	0	1	0	0	0	0	0	0	0	0	0	1	0	0	0	.500
Feb. 18	VILLANOVA	3B	1	0	0	0	0	0	0	0	0	0	0	0	0	0	1	0	1	0	.462
Feb. 18	DAYTON	*P	1	0	1	0	0	0	0	0	1	0	0	0	0	0	0	0	0	0	.500
Feb. 19	AUSTIN PEAY	*3B/P	3	0	1	0	0	0	0	0	0	0	0	0	0	0	1	0	1	0	.471
Feb. 22	UAB	*3B/P	2	1	1	1	0	0	1	0	0	0	0	0	0	0	0	0	2	0	.474
Feb. 24	MERRIMACK	*P	1	0	1	1	0	0	0	0	0	0	0	0	0	0	0	0	0	0	.500
Feb. 25	NORTH DAKOTA STATE	*3B	2	0	0	0	0	0	0	0	0	0	0	0	0	0	0	1	1	0	.455
Feb. 25	MERRIMACK	P	0	0	0	0	0	0	0	0	0	0	0	0	0	0	0	0	1	0	.455
Feb. 26	NORTH DAKOTA STATE	*3B	2	0	0	0	0	0	0	0	0	0	0	0	0	0	0	0	2	0	.417
March 1	at Troy	*3B	3	0	0	0	0	0	0	0	0	0	0	0	0	0	1	0	1	0	.370
March 3	BOWLING GREEN	*P	0	0	0	0	0	0	0	0	0	0	0	0	0	0	0	1	0	0	.370
March 3	SOUTH ALABAMA	*3B	2	0	0	0	0	0	0	0	0	0	0	0	0	1	0	0	1	0	.345
March 4	SOUTH ALABAMA	*3B	2	0	0	0	0	0	0	0	0	0	0	0	0	0	0	1	1	2	.323
March 5	BOWLING GREEN	*3B	1	0	0	0	0	0	0	0	0	0	0	0	0	0	0	1	1	0	.312
March 8	at Georgia Tech	*3B	1	0	0	0	0	0	0	1	0	0	0	0	0	0	1	0	1	0	.303
March 10	at Georgia	*3B/P	2	0	0	0	0	0	0	0	0	0	1	0	0	0	1	0	2	0	.286
March 11	at Georgia-1	*3B/P	2	0	0	0	0	0	0	0	0	0	0	0	0	0	1	2	0	0	.270
March 11	at Georgia-2	*3B	1	0	0	0	0	0	0	0	0	0	0	0	0	0	0	0	0	0	.263
March 19	vs. Oklahoma	3B	0	0	0	0	0	0	0	1	0	0	0	0	0	0	0	0	0	1	.263
March 29	at Samford	PH/P	1	0	0	0	0	0	0	0	0	0	0	0	0	0	1	0	0	0	.256
April 7	at Florida	*P	0	0	0	0	0	0	0	0	0	0	0	0	0	0	0	0	1	0	.256
April 16	LSU	PH	1	0	0	0	0	0	0	0	0	0	0	0	0	0	1	0	0	0	.250
TOTALS		20gs	40	5	10	7	1	0	3	3	1	0	0	1	0	1	11	7	19	3	.250

On Base Percentage .302 | Slugging Percentage .500

GAME BY GAME PITCHING

DATE	OPPONENT	GS	IP	H	R	ER	BB	SO	2B	3B	HR	WP	BK	HBP	IBB	SCORE	W-L	SV	ERA	NP
Feb. 10	vs. St. John's	*	7.0	2	0	0	0	10	0	0	0	0	0	0	0	6-0	1-0	0	0.00	80
Feb. 17	AUSTIN PEAY	*	3.0	1	1	0	0	4	0	0	0	0	0	0	0	11-1	2-0	0	0.00	51
Feb. 18	DAYTON	*	3.0	5	2	2	0	3	0	1	0	0	0	0	0	10-2	2-0	0	1.08	48
Feb. 19	AUSTIN PEAY	*	3.0	3	0	0	0	1	0	0	0	0	0	0	0	5-1	2-0	1	0.88	35
Feb. 22	UAB	*	1.0	1	0	0	0	2	0	0	0	0	0	0	0	10-1	2-0	1	0.82	17
Feb. 24	MERRIMACK	*	2.0	0	0	0	0	4	0	0	0	0	0	0	0	12-0	2-0	1	0.74	26
Feb. 24	BROWN	*	5.0	0	0	0	1	6	0	0	0	0	0	0	0	9-0	3-0	1	0.58	60
Feb. 25	MERRIMACK	*	3.0	3	0	0	0	5	0	0	0	0	0	0	0	7-0	4-0	1	0.52	59
March 3	BOWLING GREEN	*	5.0	7	1	1	1	8	1	0	0	0	0	0	0	9-1	5-0	1	0.66	95
March 4	TENNESSEE TECH	*	5.0	3	3	3	0	6	0	0	1	0	0	0	0	11-6	6-0	1	1.14	69
March 10	at Georgia	*	1.2	2	1	1	1	2	0	0	1	0	0	1	0	6-5	7-0	1	1.27	41
March 11	at Georgia-1	*	2.0	2	1	1	0	1	0	0	0	0	0	0	0	0-5	7-0	1	1.38	41
March 17	vs. Weber State	*	2.0	4	2	2	0	3	1	0	0	0	0	0	0	4-2	7-0	1	1.64	47
March 18	vs. Oklahoma	*	2.2	6	9	4	3	1	3	0	3	1	0	0	0	0-14	7-1	1	2.16	76
March 25	MISSOURI-2	*	5.1	3	0	0	2	0	1	0	0	0	0	1	2	2-1	8-1	1	1.93	84
March 29	at Samford	*	1.0	1	0	0	1	0	0	0	0	0	0	0	0	10-0	8-1	1	1.90	23
April 1	OLE MISS	*	4.2	7	4	4	1	4	2	0	1	1	0	0	0	1-4	8-2	1	2.24	73
April 7	at Florida	*	3.0	6	3	3	1	0	1	0	1	0	0	1	0	3-6	8-3	1	2.48	56
April 15	LSU	*	3.0	3	1	1	1	3	1	0	0	0	0	0	0	2-3	8-3	1	2.47	54
April 19	JACKSONVILLE STATE	*	2.0	1	0	0	0	2	0	0	0	0	0	0	0	3-0	8-3	2	2.39	27
April 22	at Alabama-1	*	1.2	5	4	3	0	1	1	0	0	0	0	0	0	1-6	8-3	2	2.65	26
April 29	at South Carolina	*	3.2	2	4	3	3	5	1	0	1	0	0	1	1	0-8	8-4	2	2.81	66
May 6	MISSISSIPPI STATE	*	4.0	3	1	1	0	2	0	0	0	0	0	0	0	4-5	8-5	2	2.76	55
TOTALS		11	73.2	70	37	29	15	73	12	1	8	2	0	4	3	126-71	8-5	2	2.76	1,209

WIDRA'S OVERALL CAREER STATS

YEAR	AVG	GP-GS	AB	R	H	2B	3B	HR	RBI	TB	SLG%	BB	HBP	SO	GDP	OB%	SF	SH	SB-ATT	PO	A	E	FLD%
2023	.250	23-17	40	5	10	1	0	3	7	20	.500	3	0	11	1	.302	0	1	1-1	7	20	3	.900
TOTAL	.250	23-17	40	5	10	1	0	3	7	20	.500	3	0	11	1	.302	0	1	1-1	7	20	3	.900
YEAR	ERA	W-L	APP	GS	CG	SHO	SV	IP	H	R	ER	BB	SO	2B	3B	HR	BF	BAVG	WP	HBP	BK	SFA	SHA
2023	2.76	8-5	23	11	3	2/4	2	63.2	70	37	29	15	73	12	1	8	312	.243	2	4	0	0	5
TOTAL	2.76	8-5	23	11	3	2/4	2	73.2	70	37	29	15	73	12	1	8	312	.243	2	4	0	0	5

PLAYER CAPSULES



BRI ELLI

77

INFIELD

So. | 5-10 | R/R

Houston, Texas | Memorial

SEASON HIGH

4 (6x), last vs. LSU (4/16/23) AB 4 (9x), last vs. LSU (4/16/23)
2 (4x), last at Alabama (4/22/23) R 2 (10x), last at Alabama (4/22/23)
3 (2x), last at Georgia (3/11/23) H 3 (3x), last at Georgia (3/11/23)
1 (8x), last vs. LSU (4/14/23) 2B 1 (16x), last vs. LSU (4/14/23)
3B 1, at Alabama State (4/27/22)
1 (12x), last at Alabama (4/22/23) HR 2 (2x), last vs. Louisiana (5/20/22)
4, vs. Brown (2/24/23) RBI 4, vs. Brown (2/24/23)

CAREER HIGH

2023 SEASON HIGHLIGHTS

Preseason All-SEC Team ... earned preseason player rankings from D1 Softball (No. 74), Softball America (No. 76), and Extra Inning Softball (No. 77) ... tabbed the No. 7 first baseman in the country by Extra Inning Softball ... also selected one of the top 10 sluggers of college softball by FloSoftball ... ranks 10th in the SEC in home runs, 11th in sacrifice flies, 13th in home runs per game (.22) and 14th in slugging percentage ... ranks 44th among all active Division I players in career slugging percentage ... tied for the fourth most home runs and holds the fifth highest slugging percentage recorded by an Auburn sophomore in program history ... enters the SEC Tournament with the sixth highest career fielding percentage by a Tiger (min. 400 chances) ... stands 10th in program history in career home runs ... went 2-for-2 against Dayton (2/18), recording her first home run of the season and matching her career high in RBI ... knocked the go-ahead run in Auburn's comeback victory over Austin Peay (2/19) with an RBI single to right field ... Tiger Invitational All-Tournament Team ... set a career high with four RBI against Brown (2/24) ... Plainsman Invite All-Tournament Team ... SEC Player of the Week (2/27) ... Louisville Slugger/NFCA Division I Player of the Week (2/28) ... Jane B. Moore Memorial Team ... matched her career high in hits at Georgia (3/11) ... knocked her 30th career home run and the 10th of her sophomore season at No. 15 Florida (4/8) to secure back-to-back season with 10+ homers ... knocked a two-out single to center field to drive in the go-ahead run in help secure Auburn's first series win against Alabama (4/23) since 2018 ... tied the school record with four walks in a single game in the series finale at South Carolina (4/30) ... joins Mary Petrie as the only two Tigers to be intentional walked three times in a single game ... delivered the game-winning hit with a two-run single in the series opener vs. Mississippi State (5/5)

GAME BY GAME HITTING

DATE	OPPONENT	POS	AB	R	H	RBI	2B	3B	HR	BB	SB	CS	HBP	SAC	SF	GDP	K	PO	A	E	AVG
Feb. 10	vs. St. John's	*1B	2	0	0	0	0	0	0	0	0	0	0	0	0	0	0	2	0	0	.000
Feb. 10	vs. Fordham	*1B	3	0	0	0	0	0	0	0	0	0	0	0	0	0	1	0	0	0	.000
Feb. 11	vs. Pitt	*1B	2	0	1	2	1	0	0	1	0	0	1	0	0	0	0	5	0	0	.143
Feb. 11	vs. Indiana	*1B	2	0	1	1	0	0	0	0	1	0	1	0	1	0	0	1	0	0	.222
Feb. 12	vs. Illinois	*1B	3	0	0	0	0	0	0	0	0	0	0	0	0	0	1	0	0	0	.167
Feb. 17	AUSTIN PEAY	*1B	2	1	2	1	0	0	0	0	0	0	0	0	0	0	0	0	0	0	.286
Feb. 17	VILLANOVA	*1B	2	0	1	1	0	0	0	0	0	0	0	0	0	0	1	0	0	0	.312
Feb. 18	VILLANOVA	*1B	3	0	0	0	0	0	0	0	0	0	0	0	0	0	1	4	0	0	.263
Feb. 18	DAYTON	*1B	2	1	2	3	0	0	1	1	0	0	0	0	0	0	0	3	0	0	.333
Feb. 19	AUSTIN PEAY	*1B	3	1	1	1	0	0	0	0	0	0	0	0	0	0	0	4	0	1	.333
Feb. 22	UAB	*1B	3	1	2	2	1	0	1	0	0	0	0	0	0	0	0	7	0	0	.370
Feb. 24	MERRIMACK	*1B	1	2	1	3	0	0	1	1	0	0	0	0	0	0	0	1	0	0	.393
Feb. 24	BROWN	*1B	2	2	2	4	1	0	1	1	0	0	0	0	0	0	0	4	0	0	.433
Feb. 25	NORTH DAKOTA STATE	*1B	3	1	3	0	0	0	0	1	0	0	0	0	0	0	0	7	0	0	.485
Feb. 25	MERRIMACK	*1B	3	1	1	1	0	0	1	0	0	0	0	0	0	0	1	6	0	0	.472
Feb. 26	NORTH DAKOTA STATE	*1B	2	0	1	1	1	0	1	0	0	0	0	0	0	0	0	6	0	0	.474
March 1	at Troy	*1B	2	0	0	1	0	0	0	0	0	0	0	0	1	0	0	4	1	0	.450
March 3	BOWLING GREEN	*1B	2	2	1	3	0	0	1	0	0	0	0	0	1	0	0	3	0	0	.452
March 3	SOUTH ALABAMA	*1B	3	0	0	0	0	0	0	0	0	0	0	0	0	0	1	6	0	0	.422
March 4	SOUTH ALABAMA	*1B	2	0	0	0	0	0	0	1	0	0	0	0	0	0	0	4	0	0	.404
March 4	TENNESSEE TECH	*1B	4	0	1	0	1	0	0	0	0	0	0	0	0	0	1	5	0	0	.392
March 5	BOWLING GREEN	*1B	1	1	1	3	0	0	1	0	0	0	1	0	0	0	0	2	0	0	.404
March 8	at Georgia Tech	*1B	3	0	1	0	0	0	0	0	0	0	0	0	0	0	0	3	1	0	.400
March 10	at Georgia	*1B	3	1	1	1	0	0	1	1	0	0	0	0	0	0	2	5	0	0	.397
March 11	at Georgia-1	*1B	3	0	0	0	0	0	0	0	0	0	0	0	0	0	0	4	0	0	.377
March 11	at Georgia-2	*1B	4	0	3	0	1	0	0	1	0	0	0	0	0	0	1	9	1	1	.400
March 17	vs. Weber State	*1B	3	0	0	0	0	0	0	0	0	0	0	0	0	0	1	2	1	0	.382
March 17	vs. Northwestern	*1B	2	0	0	0	0	0	0	0	0	0	1	0	0	0	1	7	0	0	.371
March 18	vs. Northwestern	*1B	4	0	0	0	0	0	0	0	0	0	0	0	0	0	2	4	0	0	.351
March 18	vs. Oklahoma	*1B	2	0	1	0	0	0	0	0	0	0	0	0	0	0	1	2	0	0	.355
March 19	vs. Oklahoma	*1B	3	0	0	0	0	0	0	0	0	0	0	0	0	0	2	5	0	0	.342
March 25	MISSOURI-1	*1B	3	0	0	0	0	0	0	0	0	0	0	0	0	0	1	6	0	0	.329
March 25	MISSOURI-2	*1B	3	0	0	0	0	0	0	0	0	0	0	0	0	0	3	8	0	0	.318
March 27	MISSOURI	*1B	3	0	1	0	0	0	0	0	0	0	0	0	0	0	2	6	0	0	.318
March 29	at Samford	*1B	2	1	0	0	0	0	0	1	1	0	0	0	0	0	0	2	0	0	.311
March 31	OLE MISS	*1B	2	1	2	1	0	0	1	1	0	0	0	0	0	0	0	6	1	0	.326
April 1	OLE MISS	*1B	2	0	0	0	0	0	0	1	0	0	0	0	0	0	1	8	0	0	.319
April 2	Ole Miss	*1B	2	0	0	0	0	0	0	1	0	0	0	0	0	0	1	8	0	0	.312
April 6	at Florida	*1B	4	0	0	0	0	0	0	0	0	0	0	0	0	0	1	2	0	0	.300
April 7	at Florida	*1B	2	0	1	0	0	0	0	1	0	0	0	0	0	0	0	5	0	0	.304
April 8	at Florida	*1B	4	1	1	3	0	0	1	0	0	0	0	0	0	0	2	2	0	0	.302
April 12	TROY	*1B	1	0	1	2	1	0	0	0	0	0	0	0	0	0	0	1	0	0	.308
April 14	LSU	*1B	3	0	1	0	1	0	0	0	0	0	0	0	0	0	0	7	1	0	.309
April 15	LSU	*1B	2	0	0	0	0	0	0	1	0	0	0	0	0	0	0	3	0	0	.304
April 16	LSU	*1B	4	0	1	0	0	0	0	0	0	0	0	0	0	0	0	9	0	0	.302
April 19	JACKSONVILLE STATE	*1B	3	1	1	2	0	0	1	0	0	0	0	0	0	0	1	7	0	0	.303
April 22	at Alabama-1	*1B	2	0	0	0	0	0	0	1	0	0	0	0	0	0	0	3	1	0	.298
April 22	at Alabama-2	*1B	3	2	1	1	0	0	1	0	0	0	0	0	0	0	0	6	0	1	.298
April 23	at Alabama	*1B	3	0	1	1	0	0	0	0	0	0	0	0	0	0	2	5	0	0	.299
April 28	at South Carolina	*1B	2	0	1	0	0	0	0	1	0	0	0	0	0	0	0	5	0	0	.302
April 29	at South Carolina	*1B	1	0	0	0	0	0	0	0	0	0	1	0	0	0	0	1	0	0	.300
April 30	at South Carolina	*1B	0	1	0	0	0	0	0	4	0	0	0	0	0	0	0	3	0	0	.300
May 5	MISSISSIPPI STATE	*1B	3	1	1	2	0	0	0	1	0	0	0	0	0	0	1	6	0	0	.301
May 6	MISSISSIPPI STATE	*1B	3	0	0	0	0	0	0	1	0	0	0	0	0	0	1	1	1	0	.294
May 7	MISSISSIPPI STATE	*1B	1	0	0	0	0	0	0	1	0	0	1	0	0	0	1	8	1	0	.292
TOTALS		55gs	137	22	40	40	8	0	12	24	2	0	6	0	3	0	34	232	9	3	.292

On Base Percentage .412 | Slugging Percentage .613

ELLI'S OVERALL CAREER STATS

YEAR	AVG	GP-GS	AB	R	H	2B	3B	HR	RBI	TB	SLG%	BB	HBP	SO	GDP	OB%	SF	SH	SB-ATT	PO	A	E	FLD%
2022	.302	56-55	149	32	45	8	1	20	49	115	.772	13	7	23	0	.378	3	0	2-2	251	11	3	.989
2023	.292	55-55	137	22	40	8	0	12	40	84	.613	24	6	34	0	.412	3	0	2-2	232	9	3	.987
TOTAL	.297	111-108	286	54	85	16	1	32	89	199	.696	37	13	57	0	.395	6	0	4-4	483	20	6	.988

PLAYER CAPSULES



ROSE ROACH

99

INFIELD

So. | 5-6 | L/R

Elburn, Ill. | Kaneland

SEASON HIGH

3 (2x), last vs. Mississippi State (5/6/23) AB 4 (3x), last at Kentucky (3/26/22)
2, vs. Merrimack (2/25/23) R 2 (3x), last vs. Merrimack (2/25/23)
2, vs. Merrimack (2/25/23) H 2 (3x), last vs. Merrimack (2/25/23)
1 (2x), last vs. Bowling Green (3/5/23) 2B 1 (4x), last vs. Bowling Green (3/5/23)
3B
HR
2 (2x), last vs. Mississippi State (5/7/23) RBI 2 (3x), last vs. Mississippi State (5/7/23)

CAREER HIGH

2023 SEASON HIGHLIGHTS

Made her first start at third base in Auburn's season opener (2/10) ... score on a Missouri (3/25) error to walk off a win to clinch the series ... started all three games of the LSU series (4/14 to 4/16) at second base ... executed a crucial sacrifice bunt in the bottom of the ninth to move Icess Tresvik into scoring position in Auburn's walk-off win against the Tigers (4/16) in the series finale


GAME BY GAME HITTING

DATE	OPPONENT	POS	AB	R	H	RBI	2B	3B	HR	BB	SB	CS	HBP	SAC	SF	GDP	K	PO	A	E	AVG
Feb. 10	vs. St. John's	*3B	2	1	0	0	0	0	0	0	0	0	0	0	0	0	0	2	0	0	.000
Feb. 10	vs. Fordham	*3B	1	0	0	0	0	0	0	1	1	0	0	0	0	0	0	3	0	2	.000
Feb. 11	vs. Pitt	*3B	0	0	0	0	0	0	0	0	0	0	0	0	0	0	0	1	0	0	.000
Feb. 11	vs. Indiana	SS	0	0	0	0	0	0	0	0	0	0	0	0	0	0	0	0	0	0	.000
Feb. 12	vs. Illinois	PR/SS	0	0	0	0	0	0	0	0	0	0	0	0	0	0	0	0	0	0	.000
Feb. 17	AUSTIN PEAY	PR/SS	2	1	0	0	0	0	0	0	0	0	0	0	0	0	2	0	2	2	.000
Feb. 17	VILLANOVA	PR	0	0	0	0	0	0	0	1	0	0	0	0	0	0	0	0	0	0	.000
Feb. 18	VILLANOVA	PR/SS	1	1	0	0	0	0	0	0	1	0	0	0	0	0	0	0	0	0	.000
Feb. 18	DAYTON	PR	0	1	0	0	0	0	0	1	0	0	0	0	0	0	0	0	0	0	.000
Feb. 22	UAB	SS	0	0	0	0	0	0	0	0	0	0	0	0	0	0	0	0	0	0	.000
Feb. 24	MERRIMACK	SS	2	1	1	2	1	0	0	0	0	0	0	0	0	0	0	1	3	0	.125
Feb. 24	BROWN	SS	0	0	0	0	0	0	0	0	0	0	0	0	0	0	0	1	0	0	.125
Feb. 25	MERRIMACK	PR/SS	3	2	1	1	0	0	0	0	2	0	0	0	0	0	0	0	1	0	.182
Feb. 26	NORTH DAKOTA STATE	PH/OF	1	0	0	0	0	0	0	0	0	0	0	0	0	0	1	0	0	0	.167
March 1	at Troy	PH	1	0	0	0	0	0	0	0	0	0	0	0	0	0	1	0	0	0	.154
March 3	BOWLING GREEN	SS	0	0	0	0	0	0	0	0	0	0	0	0	0	0	0	0	0	0	.154
March 4	TENNESSEE TECH	SS	0	0	0	0	0	0	0	0	0	0	0	0	0	0	0	1	0	0	.154
March 5	BOWLING GREEN	SS	1	1	1	0	1	0	0	0	0	0	0	0	0	0	0	0	0	0	.214
March 10	at Georgia	PR	0	1	0	0	0	0	0	0	0	0	0	0	0	0	0	0	0	0	.214
March 17	vs. Weber State	PR	0	0	0	0	0	0	0	0	0	0	0	0	0	0	0	0	0	0	.214
March 17	vs. Northwestern	PR	0	0	0	0	0	0	0	0	1	0	0	0	0	0	0	0	0	0	.214
March 18	vs. Oklahoma	SS	1	0	0	0	0	0	0	0	0	0	0	0	0	0	0	1	0	0	.200
March 25	MISSOURI-2	PR	0	1	0	0	0	0	0	0	0	0	0	0	0	0	0	0	0	0	.200
March 29	at Samford	SS	0	0	0	0	0	0	0	0	0	0	0	0	0	0	0	0	0	0	.200
March 31	OLE MISS	PR	0	0	0	0	0	0	0	0	0	0	0	0	0	0	0	0	0	0	.200
April 2	OLE MISS	PR	0	0	0	0	0	0	0	0	0	0	0	0	0	0	0	0	0	0	.200
April 7	at Florida	PH/2B	1	1	1	0	0	0	0	1	0	0	0	0	0	0	0	2	2	0	.250
April 8	at Florida	PH/2B	1	0	0	0	0	0	0	0	0	0	0	1	0	0	1	1	0	0	.235
April 12	TROY	PH/2B	2	1	1	0	0	0	0	0	1	0	0	0	0	0	0	0	1	0	.263
April 14	LSU	*2B	2	0	1	0	0	0	0	0	1	0	0	0	0	0	0	1	0	0	.286
April 15	LSU	*2B	2	0	0	0	0	0	0	0	0	0	0	0	0	0	0	4	2	0	.261
April 16	LSU	*2B	2	0	0	0	0	0	0	0	0	0	0	1	0	0	1	0	3	0	.240
April 19	JACKSONVILLE STATE	PH/2B	1	0	0	0	0	0	0	0	0	0	0	0	0	0	0	1	0	0	.231
April 22	at Alabama-1	*2B	2	0	0	0	0	0	0	0	0	0	0	0	0	0	1	3	1	0	.214
April 23	at Alabama	PR	0	0	0	0	0	0	0	0	0	0	0	0	0	0	0	0	0	0	.214
April 28	at South Carolina	PR	0	0	0	0	0	0	0	0	0	0	0	0	0	0	0	0	0	0	.214
April 30	at South Carolina	PR	0	0	0	0	0	0	0	0	0	0	0	0	0	0	0	0	0	0	.214
May 5	MISSISSIPPI STATE	PR	0	0	0	0	0	0	0	0	0	0	0	0	0	0	0	0	0	0	.214
May 6	MISSISSIPPI STATE	*2B/SS	3	0	1	2	0	0	0	0	0	0	0	0	1	0	1	2	0	0	.226
May 7	MISSISSIPPI STATE	*2B	1	0	0	0	0	0	0	1	0	1	0	0	0	0	1	1	1	0	.219
TOTALS		9gs	32	12	7	5	2	0	0	3	9	1	0	2	1	0	9	22	19	4	.219

On Base Percentage .278 | Slugging Percentage .281

ROACH'S OVERALL CAREER STATS

YEAR	AVG	GP-GS	AB	R	H	2B	3B	HR	RBI	TB	SLG%	BB	HBP	SO	GDP	OB%	SF	SH	SB-ATT	PO	A	E	FLD%
2022	.271	35-11	48	12	13	2	0	0	5	15	.313	1	1	5	0	.300	0	0	2-3	17	22	5	.886
2023	.219	40-9	32	12	7	2	0	0	5	9	.281	3	0	9	0	.278	1	2	9-10	22	19	4	.911
TOTAL	.250	75-20	80	24	20	4	0	0	10	24	.300	4	1	14	0	.291	1	2	11-13	39	41	9	.899



00

Aspyn
GODWIN
C/OF | Gr.



2

Sydney
COX
UTL | Jr.



3

Icess
TRESVIK
UTL | So.



4

Emmah
ROLFE
RHP | Fr.



5

Lindsey
GARCIA
INF | Sr.



7

DENVER
BRYANT
INF | Jr.



9

Maddie
PENTA
RHP | Jr.



10

Makayla
PACKER
UTL | Jr.



11

Aubrie
LISENBY
C/INF | So.



12

Carlee
MCCONDICHIE
UTL | Sr.



13

Nelia
PERALTA
INF | So.



15

Skylar
ELKINS
C/UTL | Fr.



16

KK
MCCRARY
INF | Jr.



17

Maia
ENGELKES
INF | Sr.



18

Riley
MCNEMAR
INF | So.



20

Abbey
SMITH
OF | So.



22

Jessie
BLAINE
C | So.



23

Axe
MILANOWSKI
INF | Fr.



25

Kenadie
COOPER
OF | So.



31

Millie
ROBERTS
C/INF | Fr.



55

Shelby
LOWE
LHP | Jr.



66

Annabelle
WIDRA
UTL/RHP | So.



77

Bri
ELLIS
INF | So.




99

Rose
ROACH
INF | So.



HC

Mickey
DEAN
Sixth Season



AC

Eugene
LENTI
Fourth Season



AC

Emily
CAROSONE
Third Season



VC

Ken
BROOKE
First Season



DO

LEISA
LEE
Fourth Season