

FLORIDA™

MEN'S BASKETBALL



Florida (11-6/7-5 SEC) vs. Auburn (11-12/5-9 SEC)

Auburn Arena | Auburn, Ala.

Game 18 | Feb. 23, 2021 | 7 p.m. EST



HEAD COACHES

Mike White

119-71 | 6th season at UF
220-111 | 10th season overall

Bruce Pearl

136-90 | 7th season at Auburn
598-255 | 26th season overall

MATCHUP BASICS

All-Time Series: 80-89

All-Time/Away: 26-56

Series Under White: 4-2

Away/White: 1-1

Last Meeting:

W, 69-47, 1/18/20 (Home)

BROADCAST INFO

ESPN | ESPN App

Play-by-Play: Karl Ravech

Analyst: Jimmy Dykes

Gators Sports Network

Play-by-Play: Mick Hubert

Analyst: Lee Humphrey

NUMBERS OF NOTE

1-2

Florida and Auburn rank first and second in the nation in blocked shots per game, with the Gators at 6.4 and Tigers 6.3 per game.

3

The home team has won each of the last three regular season meetings. The last time the visitor won was 2017, when the Gators scored a 114-95 win in Auburn Arena.

2

Last season's game vs. Auburn was the most recent time Florida has had two players notch a double-double in the same game. Omar Payne had 19 points and 11 rebounds, while Kerry Blackshear tallied 11 points and 16 rebounds as Florida defeated fourth-ranked Auburn.

FLORIDA PROJECTED STARTERS

#	Name	Pos.	Ht.	Wt.	Cl.	Min.	Pts.	Reb.	Misc.
4	Anthony Duruji	F	6-7	220	Jr.	20.6	5.9	4.1	0.6 stl
5	Omar Payne	F	6-10	230	So.	16.9	4.1	3.5	1.5 blk
1	Tre Mann	G	6-5	190	So.	30.7	14.1	5.3	3.6 ast
10	Noah Locke	G	6-3	203	Jr.	29.5	11.0	2.6	2.4 3fg
22	Tyree Appleby	G	6-1	170	Jr.	27.9	10.8	3.1	3.3 ast

OPPONENT PROJECTED STARTERS

#	Name	Pos.	Ht.	Wt.	Cl.	Min.	Pts.	Reb.	Misc.
10	JT Thor	F	6-10	205	Fr.	22.3	9.4	4.7	1.3 blk
23	Jaylin Williams	F	6-8	230	So.	26.0	10.4	5.0	1.5 blk
2	Sharife Cooper	G	6-1	180	Fr.	33.2	20.3	4.3	8.1 ast
22	Allen Flanigan	G	6-6	215	So.	29.9	14.2	5.2	3.0 ast
35	Devan Cambridge	G	6-6	215	So.	23.7	8.6	3.6	1.4 3fg

2020-21 AT A GLANCE

- Florida visits Auburn for the lone scheduled meeting of this season. The Gators took the last meeting, a 69-47 win in Gainesville when the Tigers were ranked #4 in the nation. Omar Payne starred for Florida that day with 19 points and 11 rebounds.
- The Gators enter Tuesday's game off a win vs. Georgia, holding off the Bulldogs after jumping to a 30-12 lead in the game. Colin Castleton (14) and Ques Glover (11) each provided double-figure scoring off the bench.
- UF earned the SEC's best win of the SEC/Big 12 Challenge, knocking off 11th-ranked West Virginia, 85-80, in Morgantown behind 21 points and five blocked shots from Colin Castleton and Noah Locke's 19 points and 4-for-7 shooting from 3-point range. Castleton earned SEC Player of the Week honors for his effort.
- The Gators completed a sweep of Georgia for the second straight season and fourth time in six seasons under White. Tre Mann posted a career-high 24 points in the win at Athens.
- Florida's 75-49 rout of #6 Tennessee was UF's fifth top-10 win under White, the third by 20+ points. The Gators combined a tenacious defensive effort with a balanced offensive attack to overcome the absence of Scottie Lewis and Castleton.
- The Gators lead the SEC and the nation in blocked shots per game (6.4), rank #2 in the SEC in free throw percentage (.754) and field goal percentage (.467) and sit #3 in 3-point field goal percentage (.355).
- Castleton ranks #1 in the SEC in field goal percentage (.607; 14th NCAA) and #2 in blocked shots per game (2.6; 14th NCAA).
- In Florida's comeback win vs. Ole Miss, the Gators held Ole Miss without a field goal for the final 6:28 as part of a 20-2 finish. Castleton finished with 21 points, 10 rebounds and eight blocked shots, the first SEC player to achieve a 20/10/8 stat line in conference action since Ole Miss' Ansu Sesay vs. Mississippi St. in 1997.
- Castleton had a breakout week in the start of SEC play and earned co-SEC Player of the Week honors, scoring 23 against Vanderbilt and 21 vs. LSU. Castleton's offense was efficient in Nashville, going 11-for-13 from the field with five dunks. After early foul trouble limited Castleton to two points in two minutes during the first half vs. LSU, he scored the Gators' first 15 points of the second half over a six-minute span and totaled 19 of his 21 points after the break.
- Florida opened its SEC schedule with a 91-72 win at Vanderbilt, improving to 5-1 in SEC openers under White. The Gators' .618 field goal percentage was the team's best in a road SEC game since a .642 performance at South Carolina in 2007.
- UF's 83-79 win vs. LSU marked the fifth time in six meetings between the teams that the outcome was decided by five points or fewer.
- Florida opened the season with a win vs. Army, knocking off some rust en route to a 76-69 win while overcoming a 12-point deficit in the second half. Tre Mann had 19 points and five steals, the first Gator with a 19-point, five-steal game since Michael Frazier (2/3/15 at Vanderbilt).

NOVEMBER

25 vs. UMass Lowell Canceled

27 vs. #4 Virginia Canceled

DECEMBER

2 at Oklahoma Canceled

2 vs. Army ESPN2 W 76-69

3 vs. Boston College ESPN W 90-70

6 Stetson SEC Net. W 86-40

12 at #20/21 Florida St. ESPNU L 71-83

16 North Florida Postponed

19 Florida Atlantic Postponed

20 Florida A&M Postponed

22 James Madison Postponed

29 at Vanderbilt ESPN2 W 91-72

JANUARY

2 LSU CBS W 83-79

5 at Alabama ESPN2 L 71-86

9 Kentucky ESPN L 56-72

12 Ole Miss SEC Net. W 72-63

16 at Mississippi State ESPN2 L 69-72

19 #6 Tennessee ESPN W 75-49

23 at Georgia ESPN2 W 92-84

27 Vanderbilt SEC Net. W 78-71

30 at #11 West Virginia ESPN W 85-80

FEBRUARY

3 South Carolina SEC Net. L 66-72

6 at LSU Postponed

10 at Tennessee Postponed

13 Texas A&M Postponed

16 at #24/RV Arkansas ESPN2 L 64-75

20 Georgia SEC Net. W 70-63

23 at Auburn ESPN 7 p.m.

27 at Kentucky CBS 4 p.m.

MARCH

3 Missouri SEC Net. 6:30 p.m.

10-14 SEC Tournament (Nashville)

Contact: Denver Parler | denverp@gators.ufl.edu
Office: 352-692-6195 | Cell: 352-318-3493



**#0
QUES
GLOVER**

Guard
Sophomore
Knoxville, Tenn.
5-11 | 182

Had 10 points in the win vs. #6 Tennessee and 11 at home vs. Georgia...Speedy point guard with great bounce and outstanding range...Had four double-figure scoring games during his freshman season, averaging 4.4 per game while appearing in all 31 contests.

Year	GP	GS	Min	Avg	FG	FGA	Pct	3FG	3A	Pct	FT	FTA	Pct	OR	DR	Tot	Avg	PF	FO	Ast	TO	Blk	Stl	Pts	Avg
2020-21	16	0	141	8.8	17	40	.425	3	10	.300	10	11	.909	2	10	12	0.8	15	0	10	13	0	6	47	2.9
TOTAL	47	0	524	11.1	71	165	.430	14	55	.255	27	43	.628	8	34	42	0.9	45	0	29	53	2	11	183	3.9




**#1
TRE
MANN**

Guard
Sophomore
Gainesville, Fla.
6-5 | 190

Combo guard with a smooth offensive game who leads the Gators in scoring and assists...Scored a career-high 24 in the road win at Georgia...Has put up 19 points twice this season (LSU, Army) and paired that with five steals in the season opener vs. Army.

Year	GP	GS	Min	Avg	FG	FGA	Pct	3FG	3A	Pct	FT	FTA	Pct	OR	DR	Tot	Avg	PF	FO	Ast	TO	Blk	Stl	Pts	Avg
2020-21	17	17	521	30.6	81	198	.409	29	74	.392	48	58	.828	10	80	90	5.3	45	0	61	47	2	27	239	14.1
TOTAL	46	21	1037	22.5	138	358	.385	51	154	.331	67	87	.770	18	127	145	3.2	98	0	81	79	4	44	394	8.6



**#2
SAMSON
RUZHENTSEV**

Forward
Freshman
Moscow, Russia
6-7 | 192

Sharp-shooting wing with great length and bouncy athleticism...Scored eight points in five minutes vs. Kentucky, including a pair of 3-pointers... Represented Russia in the FIBA U18 Euro Championships...Averaged 19.3 points at Hamilton Heights during his senior season.

Year	GP	GS	Min	Avg	FG	FGA	Pct	3FG	3A	Pct	FT	FTA	Pct	OR	DR	Tot	Avg	PF	FO	Ast	TO	Blk	Stl	Pts	Avg
2020-21	13	0	99	7.6	11	31	.355	7	22	.318	4	5	.800	5	5	10	0.8	8	0	1	4	1	1	33	2.5




**#4
ANTHONY
DURUJI**

Forward
Junior
Germantown, Md.
6-7 | 220

Made his first start at UF in the Gators' win at Vandy, tallying 11 points and three blocks, then followed that with a 16-point outing vs. LSU... Four-man who can play above the rim or step out to the perimeter...Averaged 9.7 points and 5.1 rebounds over two seasons at Louisiana Tech.

Year	GP	GS	Min	Avg	FG	FGA	Pct	3FG	3A	Pct	FT	FTA	Pct	OR	DR	Tot	Avg	PF	FO	Ast	TO	Blk	Stl	Pts	Avg
2020-21	17	10	350	20.6	40	97	.412	10	34	.294	10	19	.526	26	43	69	4.1	42	1	10	18	10	10	100	5.9
All*	82	62	2021	24.6	266	587	.453	79	226	.350	121	191	.634	110	293	403	4.9	202	4	67	111	95	53	732	8.9



**#5
OMAR
PAYNE**

Forward
Sophomore
Kissimmee, Fla.
6-10 | 230

Made his first start of the season in the win vs. #6 Tennessee, notching nine points, nine rebounds and five blocked shots...Followed that with 10 points and nine boards at Georgia...A 7-foot-5.5 wingspan makes him a constant shot-blocking threat.

Year	GP	GS	Min	Avg	FG	FGA	Pct	3FG	3A	Pct	FT	FTA	Pct	OR	DR	Tot	Avg	PF	FO	Ast	TO	Blk	Stl	Pts	Avg
2020-21	17	7	288	16.9	31	41	.756	0	0	.000	7	16	.438	25	35	60	3.5	43	0	6	12	26	5	69	4.1
TOTAL	47	14	741	15.8	82	124	.661	0	0	.000	20	51	.392	79	88	167	3.6	109	1	13	30	60	13	184	3.9




**#10
NOAH
LOCKE**

Guard
Junior
Baltimore, Md.
6-3 | 203

Top-10 in UF history in career 3-pointers made...Scored 19 and shot 4-for-7 from 3-point range in the win at #11 West Virginia...Had his 10th career game with five-plus 3-pointers, shooting 5-for-6 beyond the arc vs. Stetson, including four makes in a five-minute span.

Year	GP	GS	Min	Avg	FG	FGA	Pct	3FG	3A	Pct	FT	FTA	Pct	OR	DR	Tot	Avg	PF	FO	Ast	TO	Blk	Stl	Pts	Avg
2020-21	17	16	501	29.5	64	159	.403	41	103	.398	18	24	.750	9	36	45	2.6	28	0	14	18	4	13	187	11.0
TOTAL	84	71	2336	27.8	292	728	.401	201	500	.402	69	92	.750	38	167	205	2.4	106	0	57	54	5	49	854	10.2




**#11
KEYONTAE
JOHNSON**

Forward
Junior
Norfolk, Va.
6-5 | 229

2020-21 preseason SEC Player of the Year and first-team All-SEC, but will not play again this season...Has 13 career double-doubles, including four 20/10 games...Had 24 points and 12 rebounds vs. BC...Led Florida with 14.0 points per game and 38 steals in 2019-20.

Year	GP	GS	Min	Avg	FG	FGA	Pct	3FG	3A	Pct	FT	FTA	Pct	OR	DR	Tot	Avg	PF	FO	Ast	TO	Blk	Stl	Pts	Avg
2020-21	4	4	81	20.3	25	39	.641	3	7	.429	11	14	.786	2	16	18	4.5	6	0	5	11	0	4	64	16.0
TOTAL	71	55	1906	26.8	302	580	.521	56	149	.376	129	179	.721	124	344	468	6.6	178	2	99	112	22	80	789	11.1




**#12
COLIN
CASTLETON**

Forward
Junior
Deland, Fla.
6-5 | 185

Two-time SEC Player of the Week...Broke out with 23 points at Vandy, including 17 second-half points...Scored 15 straight Florida points to start the second half vs. LSU...Four games with 5+ blocked shots, including eight vs. Ole Miss...Had 21 points and five blocks in the win at #11 WVU.

Year	GP	GS	Min	Avg	FG	FGA	Pct	3FG	3A	Pct	FT	FTA	Pct	OR	DR	Tot	Avg	PF	FO	Ast	TO	Blk	Stl	Pts	Avg
2020-21	16	13	386	24.1	82	135	.607	0	0	.000	48	65	.738	39	53	92	5.8	41	0	15	27	42	7	212	13.3
All*	60	13	648	10.8	118	207	.570	0	7	.000	75	103	.728	65	108	173	2.9	74	0	24	45	59	11	311	5.2




**#15
OSAYI
OSIFO**

Forward
Junior
Bedworth Park,
South Africa
6-7 | 225

Extremely high motor, great defender, one of the hardest-playing guys in the country...Averaged 10.6 points and 7.5 rebounds last season at Eastern Florida State College...Has only been playing basketball since he was 15, previously playing rugby and track back home in South Africa.

Year	GP	GS	Min	Avg	FG	FGA	Pct	3FG	3A	Pct	FT	FTA	Pct	OR	DR	Tot	Avg	PF	FO	Ast	TO	Blk	Stl	Pts	Avg
2020-21	12	0	107	8.9	12	20	.600	0	0	.000	6	9	.667	17	18	35	2.9	22	1	4	10	1	2	30	2.5



**#22
TYREE
APPLEBY**

Guard
Junior
Jacksonville, Ark.
6-1 | 170

Speedy, high-energy player and leader...Had 13 points and seven assists in the win vs. #6 Tennessee...Scored 15 vs. Army, all in the second half, helping UF rally...Posted his first 20-point game at UF (15th career) at Miss. State...Averaged 14.3 points over two seasons at Cleveland State.

Year	GP	GS	Min	Avg	FG	FGA	Pct	3FG	3A	Pct	FT	FTA	Pct	OR	DR	Tot	Avg	PF	FO	Ast	TO	Blk	Stl	Pts	Avg
2020-21	17	10	474	27.9	55	125	.440	18	52	.346	55	67	.821	3	49	52	3.1	39	0	56	52	3	28	183	10.8
All*	80	64	2233	27.9	331	767	.432	128	353	.363	292	383	.762	30	212	242	3.0	155	1	353	267	20	114	1082	13.5



**#23
SCOTTIE
LEWIS**

Guard
Sophomore
Hazlet, N.J.
6-5 | 189

A tenacious defender with an outstanding motor and competitive attitude...Stuffed the box score with 16 points, five rebounds, four assists and two blocks at Vandy...Averaged 8.5 points and 3.6 rebounds as a freshman in 2019-20.

Year	GP	GS	Min	Avg	FG	FGA	Pct	3FG	3A	Pct	FT	FTA	Pct	OR	DR	Tot	Avg	PF	FO	Ast	TO	Blk	Stl	Pts	Avg
2020-21	13	8	349	26.8	37	80	.463	8	24	.333	32	43	.744	10	40	50	3.8	32	1	24	24	17	22	114	8.8
TOTAL	43	30	1221	28.4	120	268	.448	30	85	.353	99	125	.792	40	118	158	3.7	99	1	47	58	53	58	369	8.6




**#33
JASON
JITOBH**

Center
Sophomore
Abuja, Nigeria
6-11 | 285

A rim protector with fantastic size and a good feel for the game...Has a soft touch around the basket and is a solid passer in the post...Averaged 1.8 points in 21 appearances as a freshman.

Year	GP	GS	Min	Avg	FG	FGA	Pct	3FG	3A	Pct	FT	FTA	Pct	OR	DR	Tot	Avg	PF	FO	Ast	TO	Blk	Stl	Pts	Avg
2020-21	8	0	33	4.1	2	5	.400	0	0	.000	0	0	.000	1	5	6	0.8	5	0	0	1	1	1	4	0.5
TOTAL	29	0	166	5.7	17	34	.500	0	0	.000	8	17	.471	14	20	34	1.2	27	0	0	6	8	1	42	1.4



**#44
NIELS
LANE**

Guard
Freshman
Freehold, N.J.
6-5 | 206

A slashing wing, Lane also defends and rebounds his position well...Scored his first collegiate points on a put-back vs. Boston College...A career 1,000-point scorer and 2019 state champion at Roselle Catholic.

Year	GP	GS	Min	Avg	FG	FGA	Pct	3FG	3A	Pct	FT	FTA	Pct	OR	DR	Tot	Avg	PF	FO	Ast	TO	Blk	Stl	Pts	Avg
2020-21	11	0	61	5.5	5	18	.278	0	7	.000	5	6	.833	2	7	9	0.8	5	0	3	0	1	2	15	1.4

MATCHUP

ABOUT THE OPPONENT

- Though Auburn is 1-5 over its last six games, the Tigers have continued scoring well and three of their last four losses have been by six points or fewer.
- Sharife Cooper leads Auburn with 20.2 points per game and 97 assists through just 12 games played. Also averaging double-figure scoring are Allen Flanigan (14.2 ppg), Justin Powell (11.7) and Jaylin Williams (10.4).
- Powell is also the team's leading rebounder at 6.1 per game, but has not appeared in a game since Jan. 2. Flanigan follows with an average of 5.2 boards and also has a team-leading 21 steals. Williams has the team's most blocked shots (34).

OPPONENT'S LAST 5 GAMES

Feb. 2	Georgia	L	86-91
Feb. 6	Ole Miss	L/OT	84-86
Feb. 9	at Vanderbilt	W	73-67
Feb. 13	at Kentucky	L	80-82
Feb. 20	at LSU	L	80-104

OPPONENT'S UPCOMING GAMES

Feb. 27	Tennessee
March 2	at Alabama

SERIES UNDER WHITE (4-2)

Jan. 23, 2016	H	W	95-63
Feb. 14, 2017	A	W	114-95
Feb. 24, 2018	H	W	72-66
Feb. 5, 2019	A	L	62-76
March 16, 2019	SEC	L	62-65
Jan. 18, 2020	H	W	69-47

Category	Florida	Advantage	Opponent
Scoring Offense	76.3	>	78.9
Scoring Defense	70.8	<	77.3
Scoring Margin	+5.5	<	+1.6
Field Goal Pct.	.467	<	.443
Field Goal Pct. Def.	.423	<	.440
3-Pt. FG Pct.	.355	<	.333
3-Pt. FG Pct. Def.	.320	<	.327
3-Pt. FG Made	7.0	>	9.2
3-Pt. FG Allowed	6.1	<	7.3
Free Throw Pct.	.754	<	.713
Free Throws Made	14.9	>	15.5
Rebounds	36.1	>	39.3
Opp. Rebounds	34.7	<	36.2
Rebounding Margin	+1.4	>	+3.1
Assists	12.3	>	15.3
Turnovers	14.4	<	16.3
Opp. Turnovers	14.8	<	14.2
Turnover Margin	+0.4	<	-2.0
Assist/TO Ratio	0.9	=	0.9
Steals	7.5	<	6.4
Blocked Shots	6.4	<	6.3

LAST MEETING: FLORIDA 69, AUBURN 47



Official Basketball Box Score - Final

Auburn at Florida

01/18/20 Exactech Arena at Stephen C. O'Connell Center, Gainesville
2019-20 Men's Basketball

Game Time: 6:30 PM
Game Duration: 1:52
Attendance: 10,756

Officials: Bart Lenox, Brian O'Connell, Jason Baker

Auburn - 47

Record: 15-2 (3-2)

NO.	Name	Min	FG		3P		FT		Rebounds		Fouls		TP	AS	TO	ST	Blocks		+/-	
			M-A	M-A	M-A	M-A	OR	DR	TOT	PF	FD	BS					BA			
23	Isaac Okoro	F 33:34	1-7	1-3	4-4	2	1	3	3	5	7	1	0	1	1	0	0	1	0	-25
24	Anfernee McLemore	F 19:35	1-3	0-2	3-5	1	3	4	3	3	5	0	1	0	1	0	1	0	-16	
50	Austin Wiley	C 26:30	4-10	0-0	1-2	2	4	6	4	4	9	1	2	0	2	1	0	2	-20	
5	J'Von McCormick	G 31:56	1-7	0-3	4-6	0	1	1	1	4	6	2	3	0	0	1	1	0	-22	
10	Samir Doughty	G 32:23	3-12	2-7	0-0	0	2	2	0	0	8	0	0	0	0	0	1	1	-21	
3	Danjel Purifoy	F 29:46	3-11	1-6	3-4	2	2	4	0	2	10	2	1	1	0	1	1	0	-8	
1	Jamal Johnson	F 09:14	0-1	0-1	0-0	1	0	1	1	0	0	1	0	0	0	0	0	0	-5	
22	Allen Flanigan	F 10:41	0-1	0-0	0-0	1	3	4	0	0	0	0	0	1	0	0	0	2		
35	Devan Cambridge	F 06:21	1-3	0-1	0-0	0	0	0	1	0	2	0	1	1	0	0	0	5		
Team						2		4				0		0						
Totals			14-55	4-23	15-21	11	18	29	13	18	47	7	8	4	4	4	4	4	-22	

Shooting By Period		
1st FG%	6-29	20.7%
3PT%	1-10	10.0%
FT%	10-10	100%
2nd FG%	8-26	30.8%
3PT%	3-13	23.1%
FT%	5-11	45.5%
GM FG%	14-55	25.5%
3PT%	4-23	17.4%
FT%	15-21	71.4%

Dead Ball Rebounds: 2, 0

Technical Fouls: NONE

Florida - 69

Record: 12-5 (4-1)

NO.	Name	Min	FG		3P		FT		Rebounds		Fouls		TP	AS	TO	ST	Blocks		+/-
			M-A	M-A	M-A	M-A	OR	DR	TOT	PF	FD	BS					BA		
5	Omar Payne	F 32:11	9-9	0-0	1-1	7	4	11	4	2	19	1	1	0	1	0	1	0	21
11	Keyontae Johnson	F 23:27	2-5	1-1	0-0	0	4	4	3	0	5	1	0	2	0	1	0	1	23
24	Kerry Blackshear	F 33:55	4-14	1-5	2-4	1	15	16	3	4	11	2	3	1	1	1	1	26	
2	Andrew Nembhard	F 25:47	3-7	0-1	0-0	0	5	5	2	2	6	5	4	0	0	1	1	19	
10	Noah Locke	G 33:49	5-10	4-7	0-0	0	2	2	0	1	14	0	1	0	0	0	0	24	
0	Ques Glover	F 17:53	2-6	1-2	0-0	1	1	2	2	2	5	2	1	0	0	0	1	4	
21	Dontay Bassett	F 02:52	0-0	0-0	0-0	0	0	0	1	0	0	0	0	1	0	0	0	-5	
23	Scottie Lewis	F 12:21	1-1	0-0	2-2	0	0	0	3	1	4	0	0	0	0	2	0	0	
1	Tre Mann	F 17:19	1-2	1-1	2-2	0	2	2	0	1	5	1	2	0	0	0	0	-1	
34	Christopher Sutherland	F 00:26	0-0	0-0	0-0	0	0	0	0	0	0	0	0	0	0	0	0	-1	
Team						1		2				0		2					
Totals			27-54	8-17	7-9	10	34	44	18	13	69	12	15	3	4	4	4	22	

Shooting By Period		
1st FG%	11-25	44.0%
3PT%	3-9	33.3%
FT%	3-4	75%
2nd FG%	16-29	55.2%
3PT%	5-8	62.5%
FT%	4-5	80%
GM FG%	27-54	50.0%
3PT%	8-17	47.1%
FT%	7-9	77.8%

Dead Ball Rebounds: 1, 0

Technical Fouls: NONE

	AU		UF		Points from	AU	UF	Period by Period Scoring			
	1st	2nd	1st	2nd				TOT			
Biggest lead	0 (1st 20:00)	25 (2nd 1:30)			Turnovers	14	7	AU	23	24	47
Best Scoring Run	6 (1st 8:20)	14 (2nd 1:30)			Paint	18	34	UF	28	41	69
Lead Changes	0				Second Chance	9	19				
Times Tied	2				Fast Breaks	6	8				
Time with Lead	00:00	38:15			Bench	12	14				

STARTING LINEUPS

	1	2	3	4	5					
vs. Army	Mann	Locke	Lewis	Johnson	Castleton	19-Mann	8-Castleton	4-Mann	5-Mann	1-Four tied
vs. Boston College	Mann	Locke	Lewis	Johnson	Castleton	24-Johnson	12-Johnson	6-Mann	2-Appleby/Lewis	2-Castleton/Lewis
Stetson	Mann	Locke	Lewis	Johnson	Castleton	19-Johnson	10-Lewis	6-Lewis	4-Appleby	3-Payne
at Florida State	Mann	Locke	Lewis	Johnson	Castleton	19-Lewis	8-Mann	7-Mann	2-Castleton/Lewis	3-Lewis/Payne
at Vanderbilt	Mann	Locke	Lewis	Duruji	Castleton	23-Castleton	10-Mann	4-Lewis/Mann	2-Three tied	3-Duruji
LSU	Mann	Locke	Lewis	Duruji	Castleton	21-Castleton	7-Duruji	5-Appleby	2-Lewis/Locke	1-Castleton/Payne
at Alabama	Mann	Locke	Lewis	Duruji	Castleton	18-Appleby	8-Castleton	6-Mann	3-Mann	2-Lewis
Kentucky	Appleby	Mann	Lewis	Duruji	Castleton	15-Duruji	6-Mann/Payne	3-Mann	1-Four tied	2-Lewis
Ole Miss	Appleby	Mann	Locke	Duruji	Castleton	21-Castleton	10-Castleton	3-Castleton/Mann	3-Mann	8-Castleton
at Mississippi State	Appleby	Mann	Locke	Duruji	Castleton	20-Appleby	7-Castleton	6-Mann	3-Mann	6-Castleton
Tennessee	Appleby	Mann	Locke	Duruji	Payne	14-Locke	9-Payne	7-Appleby	3-Appleby/Glover	5-Payne
at Georgia	Appleby	Mann	Locke	Duruji	Payne	24-Mann	9-Payne	4-Mann	4-Appleby	2-Payne
Vanderbilt	Appleby	Mann	Locke	Castleton	Payne	15-Mann	5-Locke	6-Appleby	4-Lewis	1-Five tied
at West Virginia	Appleby	Mann	Locke	Castleton	Payne	21-Castleton	7-Castleton	7-Appleby	3-Appleby	5-Castleton
South Carolina	Appleby	Mann	Locke	Castleton	Payne	17-Mann	8-Mann	4-Appleby	3-Appleby/Mann	7-Castleton
at Arkansas	Appleby	Mann	Locke	Duruji	Payne	16-Appleby	8-Mann	2-Appleby	3-Lewis	3-Payne
Georgia	Appleby	Mann	Locke	Duruji	Payne	14-Castleton	9-Duruji	3-Mann	3-Mann	3-Castleton
at Auburn										
at Kentucky										
Missouri										

STAT LEADERS

	Points	Rebounds	Assists	Steals	Blocks
vs. Army	19-Mann	8-Castleton	4-Mann	5-Mann	1-Four tied
vs. Boston College	24-Johnson	12-Johnson	6-Mann	2-Appleby/Lewis	2-Castleton/Lewis
Stetson	19-Johnson	10-Lewis	6-Lewis	4-Appleby	3-Payne
at Florida State	19-Lewis	8-Mann	7-Mann	2-Castleton/Lewis	3-Lewis/Payne
at Vanderbilt	23-Castleton	10-Mann	4-Lewis/Mann	2-Three tied	3-Duruji
LSU	21-Castleton	7-Duruji	5-Appleby	2-Lewis/Locke	1-Castleton/Payne
at Alabama	18-Appleby	8-Castleton	6-Mann	3-Mann	2-Lewis
Kentucky	15-Duruji	6-Mann/Payne	3-Mann	1-Four tied	2-Lewis
Ole Miss	21-Castleton	10-Castleton	3-Castleton/Mann	3-Mann	8-Castleton
at Mississippi State	20-Appleby	7-Castleton	6-Mann	3-Mann	6-Castleton
Tennessee	14-Locke	9-Payne	7-Appleby	3-Appleby/Glover	5-Payne
at Georgia	24-Mann	9-Payne	4-Mann	4-Appleby	2-Payne
Vanderbilt	15-Mann	5-Locke	6-Appleby	4-Lewis	1-Five tied
at West Virginia	21-Castleton	7-Castleton	7-Appleby	3-Appleby	5-Castleton
South Carolina	17-Mann	8-Mann	4-Appleby	3-Appleby/Mann	7-Castleton
at Arkansas	16-Appleby	8-Mann	2-Appleby	3-Lewis	3-Payne
Georgia	14-Castleton	9-Duruji	3-Mann	3-Mann	3-Castleton
at Auburn					
at Kentucky					
Missouri					

MISC. SCORING

UF/Opp.	Paint	Off T/O	2nd Ch.	Fastbreak	Bench	Notables
vs. Army	30/26	24/7	10/8	14/14	17/19	Appleby scored 15, all in the 2nd half...UF trailed by 12 in the 1st half, but forced 20 turnovers with 12 steals.
vs. Boston College	50/26	12/13	9/4	12/12	20/26	UF led by as many as 31...Johnson shot 10/13 from the field, 2/3 from 3 in his 4th career 20/10 game.
Stetson	34/12	24/12	8/2	10/8	25/13	Florida allowed only 3 1st-half FG...40 points allowed are 2nd-fewest under White (39 vs. UVA, '17 NCAAT).
at Florida State	26/30	14/17	12/8	17/12	15/24	The Gators jumped to an 11-3 lead when Johnson's medical emergency at the first TV timeout paused action.
at Vanderbilt	46/30	20/8	6/8	26/6	22/13	Castleton scored 17 in the 2nd half...Duruji made his first start at UF and scored the Gators' first 5 points.
LSU	34/30	13/15	18/14	7/8	4/4	Castleton scored UF's first 15 points of the 2nd half...5th time in 6 series meetings the margin was 5 or fewer.
at Alabama	28/46	16/19	18/16	7/11	26/36	From a tie at 39 early in the 2nd half, Alabama went on a 20-4 run...Appleby scored 16 of his 18 after half.
Kentucky	22/34	14/25	9/6	5/10	18/31	UF shot 9/20 from 3-point range but just 12/36 inside the arc...UK shot .558 from the field vs. UF's .375.
Ole Miss	26/22	11/6	14/8	3/6	11/28	UF rallied from 9 down with 6:28 to play, finishing on a 20-2 run including the final 14 points of the game.
at Mississippi State	30/52	11/10	4/18	11/11	7/7	MSU posted a 47-26 rebounding advantage, including 15 offensive rebounds...Tolu Smith had 27 & 14.
Tennessee	42/22	27/13	13/5	14/4	22/9	Playing without 3 opening-day starters, UF had an 11-point lead at half and 2nd half runs of 13-0 and 20-5.
at Georgia	52/50	19/20	22/11	11/19	22/39	UF made a 16-3 run out of halftime...Florida's most points (92) in regulation at UGA since 1994 (100).
Vanderbilt	28/30	23/16	2/14	15/9	26/10	Florida hit 10 3-pointers...Lewis scored all 10 of his points in the 1st half, Castleton all 13 in the 2nd half.
at West Virginia	32/22	13/9	8/21	26/5	20/31	UF shot .552 & WVU .333 in the 2nd half...Castleton scored 15 in the 2nd half, helping UF rally from 7 down.
South Carolina	30/50	17/16	8/20	15/14	7/21	SC jumped to a 10-point lead, but UF went up by 8 in the 2nd half...SC finished on a 13-1 run over the last 6:30.
at Arkansas	36/38	15/21	13/13	6/17	25/6	UF rallied from 15 down and took a lead with 4:40 left...UF shot a perfect 14/14 on FTs, but 4/21 on 3s.
Georgia	28/40	10/17	6/4	12/18	29/12	The Gators jumped to a 30-12 lead...Locke hit his 200th career 3-pointer...Wheeler had 27 for Georgia.
at Auburn						
at Kentucky						
Missouri						
Total	562/533	304/271	180/179	211/184	316/329	
Per game	33.1/31.4	17.9/15.9	10.6/10.5	12.4/10.8	18.6/19.4	

NOTES AND CHARTS

INDIVIDUAL HONORS

Colin Castleton

SEC Player of the Week (Jan. 4, Feb. 1)

Keyontae Johnson

SEC Preseason Player of the Year (Media)
Preseason All-SEC (Media & Coaches 1st Team)
Naismith Trophy Award List
NABC Player of the Year Watch List
Julius Erving Award Watch List

Scottie Lewis

Preseason All-SEC (Coaches 2nd Team)
Jerry West Award Watch List

A MODEL OF CONSISTENCY

- The Gators are one of 12 major conference teams that has not suffered a losing conference record in any of the past 5 seasons, coinciding with Mike White's tenure on the bench.

Zero Seasons w/Losing Conference Record - Since '15-16

ACC	Duke, Louisville, Virginia
Big East	Creighton, Seton Hall, Villanova
Big Ten	Michigan, Michigan State
Big 12	Kansas
Pac-12	Oregon
SEC	Florida, Kentucky

- Over the course of White's tenure, the Gators' performance on any number of fronts has been among the SEC's elite.

Avg. Final KenPom Ranking since 2015-16

13.6	Kentucky
23.6	Florida
49.0	Tennessee
51.6	Arkansas
58.4	Mississippi State

Conference Wins since 2015-16

76	Kentucky
61	Florida
59	Tennessee
58	LSU
55	Alabama, Arkansas

Top-25 Road Wins since 2015-16

4	Florida, Kentucky, South Carolina
3	Alabama, Ark., Aub., LSU, Tenn., Texas A&M
1	Georgia, Ole Miss, Missouri, Vanderbilt
0	Mississippi State

Top-25 Wins in Away/Neutral Games since 2015-16

15	Kentucky (4/11)
11	Florida (4/7)
9	Auburn (3/6)
8	South Carolina (4/4), Tennessee (3/5)
6	Alabama (3/3), Texas A&M (3/3)
4	Arkansas (1/3)
2	Georgia (1/1), Missouri (1/1), Vandy (1/1)
1	Ole Miss (1/0)
0	Mississippi State (Away/Neutral in parentheses)

Overall Top-25 Wins since 2015-16

23	Kentucky
17	Florida, Alabama
15	South Carolina
14	Tennessee
12	Auburn
10	Texas A&M
9	Arkansas
8	LSU, Missouri, Vanderbilt
7	Georgia
4	Ole Miss
3	Mississippi State

2020-21 SEC RANKINGS (ALL GAMES)

Category	Player	Stat	Rank
Scoring	Mann	14.1	18
	Castleton	13.3	19
	Castleton	5.8	16
	Castleton	2.4	7
	Mann	4.7	8
	Castleton	.607	1
	Locke	.398	*
	Locke	2.4	4
	Mann	.828	4
	Appleby	.821	6
Assists	Mann	3.6	5
	Appleby	3.3	9
	Lewis	1.7	6
Steals	Appleby	1.6	8
	Mann	1.6	10
	Castleton	2.6	2
Blocked Shots	Payne	1.5	6
	Lewis	1.3	9
	Mann	1.3	10
A/T/O Ratio	Mann	30.6	16
Minutes	Mann		

*Does not qualify for SEC rankings; ^Not among SEC leaders

1,000-POINT CLUB WATCH

Player	Prior School	UF	Total	Needs
Noah Locke	--	854	854	146

TRACKING FLORIDA RECORDS

3-Point Field Goals Made (Career)

1.	Kenny Boynton	2009-13	333
2.	Lee Humphrey	2003-07	288
3.	Erving Walker	2008-12	285
4.	Brett Nelson	1999-2003	274
5.	Anthony Roberson	2002-05	267
6.	KeVaughn Allen	2015-19	250
7.	Greg Stolt	1995-99	243
8.	Michael Frazier II	2012-15	227
9.	Noah Locke	2018-present	201
10.	Kenyan Weaks	1996-2000	198

3-Point Field Goals Attempted (Career)

1.	Kenny Boynton	2009-13	978
2.	Erving Walker	2008-12	755
3.	KeVaughn Allen	2015-19	743
4.	Brett Nelson	1999-2003	689
5.	Anthony Roberson	2002-05	665
6.	Lee Humphrey	2003-07	649
7.	Greg Stolt	1995-99	578
8.	Michael Frazier II	2012-15	525
9.	Noah Locke	2018-present	500
10.	Teddy Dupay	1998-2001	496

Blocked Shots Per Game (Single Season)

1.	Dwayne Schintzius	1986-87	2.82
2.	Colin Castleton	2020-21	2.63
3.	Dwayne Schintzius	1987-88	2.57
4.	Dwayne Schintzius	1989-90	2.54
5.	Joakim Noah	2005-06	2.44

Blocked Shots Per Game (Team/Single Season)

1.	6.35	2020-21
2.	5.31	2005-06
3.	4.80	2006-07
	4.80	1987-88
5.	4.60	1992-93

FTs Made Without a Miss (Team/Single Game)

1.	27	at Tennessee	1/8/94
2.	17	South Carolina	1/15/97
3.	14	at Arkansas	2/16/21
	14	Alabama	2/8/03
5.	12	at Auburn	2/5/19

2020-21 SEC STANDINGS

	SEC	Overall
Alabama	13-1 .929	18-5 .783
Arkansas	9-4 .692	17-5 .773
LSU	9-4 .692	14-6 .700
FLORIDA	7-5 .583	11-6 .647
Tennessee	8-6 .571	15-6 .714
Missouri	7-6 .539	14-6 .700
Kentucky	7-7 .500	8-13 .381
Ole Miss	7-7 .500	12-9 .571
Mississippi State	6-8 .429	12-11 .522
Georgia	6-9 .400	13-9 .591
Auburn	5-9 .357	11-12 .478
South Carolina	3-9 .250	5-11 .313
Texas A&M	2-6 .250	8-7 .533
Vanderbilt	2-10 .167	6-12 .333

AP TOP 25

- Gonzaga (59)
- Baylor (5)
- Michigan
- Ohio State
- Illinois
- Houston
- Virginia
- *Alabama
- Oklahoma
- Villanova
- Iowa
- Texas
- *West Virginia
- Creighton
- Texas Tech
- *Florida State
- USC
- Virginia Tech
- *Tennessee
- *Missouri
- Wisconsin
- Loyola Chicago
- Kansas
- *Arkansas
- San Diego State

COACHES TOP 25

- Gonzaga (28)
- Baylor (4)
- Michigan
- Ohio State
- (t5) Illinois
- (t5) Houston
- Villanova
- Virginia
- *Alabama
- Oklahoma
- Texas Tech
- Creighton
- Texas
- Iowa
- *West Virginia
- *Florida State
- Virginia Tech
- USC
- *Missouri
- *Tennessee
- Wisconsin
- Oklahoma State
- Loyola Chicago
- Kansas
- Oregon

*2020-21 Florida Opponent

FLORIDA IN THE POLLS & RATINGS

Date	AP	Coaches	NET	KenPom	Sagarin	BPI
Preseason	RV	RV	*	24	*	*
Nov. 30	RV	*	*	23	24	16
Dec. 7	RV	25	*	18	22	16
Dec. 14	RV	RV	*	23	27	17
Dec. 21	RV	RV	*	23	24	16
Dec. 28	RV	RV	*	22	26	18
Jan. 4	RV	RV	22	21	19	16
Jan. 11	RV	-	55	40	38	31
Jan. 18	-	-	47	38	39	30
Jan. 25	RV	RV	26	23	21	22
Feb. 1	22	23	18	23	22	20
Feb. 8	RV	RV	30	28	29	24
Feb. 15	RV	RV	28	28	29	25
Feb. 22			29	32	30	29

*No new ranking

NOTES AND CHARTS

STYLE POINTS

- Under Mike White, the Gators have 16 wins of 20+ points vs. power conference opponents, with nine coming in neutral or road games.
- The Gators have multiple 20-point wins against ACC, Big 12, Big Ten and Pac-12 foes, claiming six of those eight victories outside of Gainesville. Eight 20-point wins have been vs. SEC competition, and three of those were against AP top-10 teams.

20-Point Wins vs. Power Conference Non-SEC Teams (8)

Date	Opponent	Points	Score
January 28, 2017	at Oklahoma	+32	84-52
March 18, 2017	vs. Virginia	+26	65-39
Nov. 23, 2017	vs. Stanford	+21	108-87
Jan. 27, 2018	Baylor	+21	81-60
Nov. 22, 2018	vs. Stanford	+23	72-49
Dec. 29, 2018	Butler	+34	77-43
Dec. 17, 2019	vs. Providence	+32	83-51
Dec. 3, 2020	vs. Boston College	+20	90-70

GATORS' SCHEDULING UNRIVALED

- The Gators have played the toughest non-conference slate of any power conference team over the course of Mike White's tenure. In four of five previous seasons under White, the Gators have played the SEC's hardest non-conference schedule.
- Florida has played a top-50 non-conference schedule every normal season under White. During that same time period, no other SEC team has played a top-100 schedule every season. In fact, 12 SEC teams have played a non-conference slate that ranked outside that season's top 200 at least once.

KenPom Non-Conference SOS | Major Conf. Teams

Season Average, 2015-20

Rank	Team	SOS
1.	Florida	28.6
2.	North Carolina	39.2
3.	Kansas	46.0

KenPom Overall/Non-Conference SOS (SEC Teams)

Season Average, 2015-20 Overall SOS Non-Conf. SOS

Rank	Team	Overall SOS	Non-Conf. SOS
1.	Florida	17.8	28.6
2.	Kentucky	24.6	97.8
3.	Alabama	35.0	89.8

Like everyone, the Gators saw their plans for the fall scrambled. Below is a look at the original non-conference calendar the Gators had constructed before the NCAA calendar changed:

Nov. 10	Samford	Gainesville, Fla.
Nov. 13	at Florida State	Tallahassee, Fla.
Nov. 18	North Florida	Gainesville, Fla.
Nov. 24	McNeese State	Gainesville, Fla.
Nov. 27	Illinois (Emerald Coast Classic)	Niceville, Fla.
Nov. 29	Iowa State/Oregon (ECC)	Niceville, Fla.
Dec. 2	at Oklahoma	Norman, Okla.
Dec. 6	UConn	Gainesville, Fla.
Dec. 13	Penn State (BHOV Invitational)	Brooklyn, N.Y.
Dec. 19	vs. Florida Atlantic (Orange Bowl)	Sunrise, Fla.
Dec. 22	James Madison	Gainesville, Fla.
Dec. 29	Stony Brook	Gainesville, Fla.

Again, like most every team, even the modified schedule hasn't been what's transpired in reality. Only one game that the Gators announced on Oct. 12 took place against the scheduled team on the scheduled date. Here's a look at what the Gators had on paper heading into the season:

Nov. 25	vs. Maine (Bubbleville)	Uncasville, Conn.
Nov. 27	vs. Virginia (Bubbleville)	Uncasville, Conn.
Dec. 2	at Oklahoma	Norman, Okla.
Dec. 6	UConn	Gainesville, Fla.
Dec. 12	Florida State	Tallahassee, Fla.
Dec. 16	North Florida	Gainesville, Fla.
Dec. 19	Florida Atlantic	Gainesville, Fla.
Dec. 22	James Madison	Gainesville, Fla.

GATORS DELIVER ANOTHER DOMINANT TOP-10 WIN

- Florida put together a 26-point rout vs. sixth-ranked Tennessee as the Gators took the floor without three opening-day starters while four players clocked a season-high in minutes.
- It marked the Gators' fourth win by 17+ against a top-10 team under Mike White and matched Florida's largest margin of victory ever against a top-10 opponent.

Florida Wins of 15+ Points vs. Top-10 Teams | AP Poll Era (since 1948-49)

Date	Opponent	Coach	Score	Margin
Jan. 19, 2021	#6 Tennessee	White	75-49	+26
Dec. 23, 2006	#3 Ohio State	Donovan	86-60	+26
Nov. 24, 2019	#4 Auburn	White	69-47	+22
Feb. 4, 2017	#8 Kentucky	White	88-66	+22
Feb. 16, 1963	#8 Mississippi State	Sloan	73-52	+21
Jan. 30, 2016	#9 West Virginia	White	88-71	+17
March 13, 2005	#4 Kentucky	Donovan	70-53	+17
April 3, 2006	vs. #7 UCLA	Donovan	73-57	+16

CASTLETON A STOPPER AT THE RIM

- Colin Castleton put up a monster performance in the Gators' comeback win vs. Ole Miss, totaling 21 points, 10 rebounds and eight blocks. He's the first SEC player to post a 20/10/8 stat line in conference action since Ole Miss' Ansu Sesay did so vs. Mississippi State in 1997, and he's one of just two major conference players to do so in a league game over the past decade.
- Castleton is the seventh major conference player over the past 20 seasons to go for 20/10/8. He is the only one, however, to do so while also dishing three assists. The last player with 20 points, 10 rebounds, eight blocks and three assists in a major conference league game was Tim Duncan, who had 22, 10, nine and six vs. Florida State on Jan. 25, 1997.

20 Points, 10 Rebounds, 8 Blocks in Major Conference League Play | Last 20 Seasons

Player	Team	Date	Opponent	Pts	Reb	Blk
Colin Castleton	Florida	Jan. 12, 2021	Ole Miss	21	10	8
Mohamed Bamba	Texas	Dec. 29, 2017	Kansas	22	15	8
Hasheem Thabeet	UConn	Feb. 14, 2009	at Seton Hall	25	20	9
Herbert Hill	Providence	Feb. 24, 2007	Syracuse	29	15	8
Eric Hicks	Cincinnati	Jan. 7, 2006	at Marquette	22	12	10
Sharrod Ford	Clemson	Feb. 22, 2005	at Maryland	24	10	9
David Harrison	Colorado	March 8, 2003	Nebraska	20	10	11

- Castleton is also the first Gator in the Donovan/White era (1996-present) to score 20+ points in three of his first five SEC games in a Florida uniform. He is the fifth to do it over the first five games in any season, joining Erving Walker (2009-10, sophomore), Taurean Green (2005-06, sophomore), Anthony Roberson (2004-05, junior) and Brett Nelson (2001-02, junior).
- The Deland, Fla., native became the SEC's first player to block six or more shots in consecutive games since LSU's Jordan Mickey in Jan. 2015. Castleton, Mickey, Nerlens Noel and Anthony Davis are the only SEC players over the past decade to do so vs. SEC opponents.

Streaks of 6+ Blocks by SEC Players | Last 10 Seasons

Player	Team	Dates	Opponents (*SEC Opponents)	Streak	Game Totals
Colin Castleton	Florida	Jan. 12 & 16, 2021	*Ole Miss, at Miss. St.	2	8/6
Jordan Mickey	LSU	Jan. 14 & 17, 2015	*at Ole Miss, Texas A&M	2	6/7
Jordan Mickey	LSU	Dec. 18, 2014-Jan. 3, 2015	at UAB, Coll. of Charleston, So. Miss. Savannah St.	4	7/6/6/6
Willie Cauley-Stein	Kentucky	Nov. 27 & Dec. 1, 2013	Eastern Michigan, vs. Providence	2	7/9
Nerlens Noel	Kentucky	Jan. 12-29, 2013	*Texas A&M, Tenn., at Aub., at Ala., LSU, at Ole Miss	6	7/6/7/8/6/12
Nerlens Noel	Kentucky	Dec. 8 & 15, 2012	Portland, Lipscomb	2	7/7
Anthony Davis	Kentucky	March 4 & 9, 2012	at Florida, vs. LSU	2	6/6
Anthony Davis	Kentucky	Jan. 31 & Feb. 4, 2012	*Tennessee, at South Carolina	2	7/8

MANN ON A MISSION

- Tre Mann's scoring average this season is higher than his season high of 13 points during his freshman season. Tre Mann had five double-figure scoring games his entire freshman season, a mark he matched in the sixth game of the 2020-21 season.
- Mann is among a select group of Gators who have boosted their scoring average by seven or more points from one season to the next over the past 30 seasons. Mann has the highest freshman-to-sophomore jump of any player who averaged at least five points during their freshman campaign.

Season-to-Season Scoring Increase of 7.0+ PPG | Last 30 Seasons

Player	Season	Avg.	Season	Avg.	Increase
Dametri Hill	1992-93/Freshman	1.1	1993-94/Sophomore	12.7	+11.6
Joakim Noah	2004-05/Freshman	3.5	2005-06/Freshman	14.2	+10.7
Dan Cross	1992-93/Sophomore	5.2	1993-94/Junior	15.7	+10.5
Taurean Green	2004-05/Freshman	3.9	2005-06/Sophomore	13.3	+9.4
Tre Mann	2019-20/Freshman	5.3	2020-21/Sophomore	14.1	+8.8
Matt Bonner	1999-2000/Freshman	4.8	2000-01/Sophomore	13.3	+8.5
Alex Tyus	2007-08/Freshman	4.3	2008-09/Sophomore	12.5	+8.2
Casey Prather	2012-13/Junior	6.2	2013-14/Senior	13.8	+7.6
Brett Nelson	1999-2000/Freshman	8.1	2000-01/Sophomore	15.3	+7.2

HEAD COACH MIKE WHITE

YEAR-BY-YEAR COACHING RECORD

Year	School	Overall	League	Postseason
2011-12	Louisiana Tech	18-16 .529	6-8 .429	
2012-13	Louisiana Tech	27-7 .794	16-2 .889	NIT 2nd Round (1-1)
2013-14	Louisiana Tech	29-8 .784	13-3 .813	NIT Quarterfinals (2-1)
2014-15	Louisiana Tech	27-9 .750	15-3 .833	NIT Quarterfinals (2-1)
2015-16	Florida	21-15 .583	9-9 .500	NIT Quarterfinals (2-1)
2016-17	Florida	27-9 .750	14-4 .778	NCAA Elite Eight (3-1)
2017-18	Florida	21-13 .618	11-7 .611	NCAA 2nd Round (1-1)
2018-19	Florida	20-16 .556	9-9 .500	NCAA Tournament (1-1)
2019-20	Florida	19-12 .613	11-7 .611	No postseason tournaments held
2020-21	Florida	11-6 .647	7-5 .583	
Overall	9th Year	220-111 .665	111-57 .661	7 postseasons (12-7)
At UF	5th Year	119-71 .626	61-41 .598	4 postseasons (7-4/5-3 NCAA)



WHITE'S WIN-LOSS BREAKDOWN

	2020-21	Florida	Overall
Overall	11-6	119-71	220-111
Home	6-2	59-22	115-27
Away	3-4	31-34	65-63
Neutral	2-0	29-15	40-21
vs. Conference	7-5	61-41	111-57
vs. Conference Home	5-2	36-16	65-20
vs. Conference Away	2-3	25-25	46-37
vs. Non-Conference (Reg. Season)	4-1	49-23	89-40
vs. Non-Conference Home	1-0	23-7	48-8
vs. Non-Conference Away	1-1	4-8	14-22
vs. Non-Conference Neutral	2-0	21-8	27-10
Postseason Play	0-0	10-8	20-15
Conference Tournament	0-0	3-4	8-8
NCAA Tournament	0-0	5-3	5-3
NIT	0-0	2-1	7-4
vs. AP Top 25	2-2	17-30	17-31
vs. AP Top 15	2-0	9-16	7-17
vs. AP Top 10	1-0	5-13	5-14
vs. AP Top 5	0-0	1-6	1-6
vs. AP No. 1	0-0	0-4	0-4
Overtime	0-0	6-3	9-6
November	0-0	26-8	45-15
December	4-1	21-12	41-22
January	6-3	32-19	56-26
February	1-2	26-18	49-24
March	0-0	14-14	29-24
Sunday	1-0	6-6	12-9
Monday	0-0	3-1	10-3
Tuesday	2-2	24-15	32-17
Wednesday	3-1	22-10	31-16
Thursday	1-0	15-0	44-9
Friday	0-0	11-5	18-8
Saturday	4-3	38-34	74-49
Scoring 49 or fewer	0-0	0-1	0-2
Scoring 50-59	0-1	4-19	12-27
Scoring 60-69	0-3	16-28	34-47
Scoring 70-79	5-2	45-19	83-27
Scoring 80-89	3-0	35-2	59-6
Scoring 90-99	3-0	10-1	19-1
Scoring 100+	0-0	9-0	14-0
Allowing 49 or fewer	2-0	10-0	27-0
Allowing 50-59	0-0	27-3	52-3
Allowing 60-69	3-0	49-21	81-27
Allowing 70-79	4-4	24-29	48-50
Allowing 80-89	2-2	6-15	9-26
Allowing 90-99	0-0	2-2	4-4
Allowing 100+	0-0	1-0	1-0

SCHEDULE STRENGTH

In four of five seasons under White, the Gators have played the toughest non-conference schedule of any SEC team. Florida's overall schedule strength has rated among the top six of all power conference teams every season under White, including #1 twice (2015-16, 2016-17) and #3 in 2019-20. Below is a look at Florida's average schedule strength in KenPom and NCAA RPI/NET rankings over the past five seasons (2015-20).

	KP Overall	KP Non-Con.	NCAA Overall	NCAA Non-Con.
Florida	17.8	28.6	17.8	24.0
Kentucky	32.0	97.8	24.6	37.0
Alabama	34.0	89.8	35.0	54.6
Tennessee	34.8	73.0	35.4	32.2
Georgia	35.0	118.2	36.0	81.2
Vanderbilt	35.6	145.0	38.4	84.4
Texas A&M	41.8	155.2	45.6	56.0
LSU	46.0	153.6	39.8	65.6
South Carolina	47.0	159.2	70.0	125.8
Auburn	48.0	132.8	56.6	66.4
Arkansas	49.2	163.4	60.6	71.2
Missouri	49.2	195.6	74.6	176.6
Ole Miss	55.0	212.4	74.6	173.6
Mississippi St.	62.0	247.6	73.0	148.2

SEC RANKS (2015-20)

	SEC Ws	Overall Ws	NCAA Ws	KP Avg. Finish ('15-'20)
Kentucky	69	141	9	13.6
Florida	54	111	5	23.6
South Carolina	51	103	4	65.0
Tennessee	51	107	3	49.0
LSU	49	99	2	77.2
Auburn	48	112	5	68.0
Arkansas	46	107	0	51.6
Texas A&M	46	98	4	68.4
Mississippi St.	43	101	0	58.4
Alabama	42	93	1	65.6
Ole Miss	41	90	0	77.8
Georgia	33	87	0	81.0
Vanderbilt	30	71	0	81.6
Missouri	27	71	0	111.0

WINS VS. RANKED TEAMS (17)

Jan. 30, 2016	#9 West Virginia	W	88-71
Feb. 4, 2017	#8 Kentucky	W	88-66
March 18, 2017	vs. #24 Virginia (at Orlando, NCAA Tournament)	W	65-39
March 24, 2017	vs. #25 Wisconsin (at NYC, NCAA Tournament)	W/OT	84-83
Nov. 24, 2017	vs. #17 Gonzaga (at Portland)	W/2OT	111-105
Dec. 9, 2017	vs. #17 Cincinnati (at Newark)	W	66-60
Jan. 2, 2018	at #11 Texas A&M	W	83-66
Jan. 20, 2018	at #18 Kentucky	W	66-64
Feb. 24, 2018	#12 Auburn	W	72-66
March 3, 2018	#23 Kentucky	W	80-67
Feb. 20, 2019	at #13 LSU	W/OT	82-77
March 15, 2019	vs. #9 LSU (at Nashville, SEC Tournament)	W	76-73
March 21, 2019	vs. #20 Nevada (at Des Moines, NCAA Tournament)	W	70-61
Nov. 25, 2019	vs. #18 Xavier (at Charleston)	W	70-65
Jan. 18, 2020	#4 Auburn	W	69-47
Jan. 19, 2021	#6 Tennessee	W	75-49
Jan. 30, 2021	at #11 West Virginia	W	85-80

THE LAST TIME...

INDIVIDUAL PERFORMANCES

20 Points: 21, Colin Castleton, at West Virginia, 1/30/21

25 Points: 25, Keyontae Johnson, vs. LSU, 2/26/20

30 Points: 33, Jalen Hudson, vs. LSU, 3/6/19

35 Points: 35, Jalen Hudson, vs. Gonzaga (at Portland), 11/24/17

40 Points: 40, Eugene McDowell, vs. Biscayne, 12/21/82

50 Points: 54, Tony Miller, vs. Chicago State, 2/29/72

10 Rebounds: 10, Colin Castleton, vs. Ole Miss, 1/12/21

12 Rebounds: 12, Keyontae Johnson, vs. Boston College, 12/3/20 (at Mohegan Sun)

15 Rebounds: 16, Kerry Blackshear Jr, vs. Auburn 1/18/20

20 Rebounds: 20, Andrew DeClercq, vs. Kentucky, 1/18/94

25 Rebounds: 25, Neal Walk, vs. Georgia, 3/1/69

30 Rebounds: 31, Neal Walk, vs. Alabama, 1/27/68

5 Offensive Rebounds: 5, Colin Castleton, vs. Ole Miss, 1/12/21

10 Rebounds in a Half: 11, Kerry Blackshear Jr, 1st half vs. Auburn, 1/18/20

10 Assists: 10, Andrew Nembhard, at LSU, 1/21/20

12 Assists: 13, Andrew Nembhard, vs. Long Beach State, 12/28/19

15 Assists: 17, Jason Williams, vs. Duquesne, 12/3/97

Made 8 Field Goals: 11-for-13, Colin Castleton, at Vanderbilt, 12/30/20

Made 10 Field Goals: 11-for-13, Colin Castleton, at Vanderbilt, 12/30/20

Made 12 Field Goals: 12-for-15, John Egbunu, vs. Kentucky, 3/1/16

Attempted 15 Field Goals: 6-for-16, Tre Mann, vs. South Carolina, 2/3/21

Attempted 20 Field Goals: 11-for-20, Jalen Hudson, vs. LSU, 3/6/19

Attempted 25 Field Goals: 9-for-26, Anthony Roberson, vs. Tennessee, 1/19/05

Made 5 3-Pointers: 5-6, Noah Locke, vs. Stetson, 12/6/20

Made 6 3-Pointers: 6-for-8, Noah Locke, vs. Vanderbilt, 2/15/20

Made 7 3-Pointers: 8-for-10, KeVaughn Allen; 7-for-13, Noah Locke; vs. Texas A&M, 1/22/19

Made 8 3-Pointers: 8-for-10, KeVaughn Allen, vs. Texas A&M, 1/22/19

Made 9+ 3-Pointers: 11-for-18, Michael Frazier II, at South Carolina, 3/4/14

Back-to-Back Games, 5+ 3FGM: Noah Locke, 5-for-10 at Texas A&M, 2/12/20; 6-for-8 vs. Vanderbilt, 2/15/20

Shot 100% from 3 (min. 5 att.): 5-for-5, Egor Koulechov, vs. Stanford (at Portland), 11/23/17

Attempted 10 3-Pointers: 3-for-10, Noah Locke, vs. Georgia, 2/20/21

Attempted 12 3-Pointers: 7-for-13, Noah Locke, vs. Texas A&M, 1/22/19

Attempted 15 3-Pointers: 5-for-15, Noah Locke, vs. South Carolina, 1/5/19

Made 10 Free Throws: 11-for-11, Tyree Appleby, vs. Mississippi State, 1/16/21

Made 12 Free Throws: 15-for-17, Keyontae Johnson, vs. Arkansas, 2/18/20

Made 15 Free Throws: 15-for-17, Keyontae Johnson, vs. Arkansas, 2/18/20

Attempted 10 Free Throws: 8-for-10, Tre Mann, at Georgia, 1/23/21

Attempted 15 Free Throws: 15-for-17, Keyontae Johnson, vs. Arkansas, 2/18/20

Attempted 20 Free Throws: 19-for-22, Joakim Noah, vs. Georgia, 3/1/06

4/5/6/7 Blocks: 7, Colin Castleton, vs. South Carolina, 2/3/21

8 Blocks: 8, Colin Castleton, vs. Ole Miss, 1/12/21

5 Steals: 5, Tre Mann, vs. Army, 12/2/20 (at Mohegan Sun)

6 Steals: 6, Kevarrius Hayes, vs. Virginia, 3/16/17 (NCAA Tournament)

7 Steals: 7, Dan Werner, vs. Georgia, 2/9/08

4-Point Play: Noah Locke, vs. Utah State (at Orange Bowl), 12/21/19

2 4-Point Plays: Canyon Barry, vs. Georgia, 1/14/17

Double-Double with Points/Rebounds: Colin Castleton, vs Ole Miss, 1/12/21 , 21p/10r

Double-Double with Points/Assists: Andrew Nembhard, at LSU, 1/21/20, 15p/10a

Triple-Double: Chris Chiozza, vs. Missouri, 2/2/17, 12p/12r/10a

2 Straight Points/Rebounds Double-Doubles: Keyontae Johnson, at Ole Miss, 2/8/20, 16p/10r; at Texas A&M, 2/12/20, 10p/10r

2 Straight Points/Assists Double-Doubles: Chris Chiozza, vs. Stanford (at Portland), 11/23/17, 14p/11a; vs. Gonzaga (at Portland), 11/24/17, 26p/10a

3 Straight Double-Doubles: Kerry Blackshear Jr. vs. North Florida, 11/6/19, 20p/10r; vs. Florida State, 11/10/19, 10p/13r; vs. Towson 13p/13r, 11/14/19

4 Straight Double-Doubles: David Lee, vs. Vanderbilt, 2/23/05, 13p/14r; at South Carolina, 2/27/05, 13p/14r; at Georgia, 3/2/05, 17p/13r; vs. Kentucky, 3/6/05, 11p/10r

5+ Points, Rebounds, Assists, Steals: Kasey Hill, vs. Ole Miss, 1/3/17, 8p/5r/5a/6s

20 Points & 10 Assists: Chris Chiozza, vs. Gonzaga (at Portland), 11/24/17, 26 points/10 assists

20 Points & 10 Rebounds: Keyontae Johnson, vs. BC, 12/3/20 (at Mohegan Sun), 24 points/12 rebounds

20 Points & 15 Rebounds: Kerry Blackshear Jr. vs. Alabama, 1/4/20, 24 points/16 rebounds

25 Points & 10 Rebounds: Keyontae Johnson, vs. LSU, 2/26/20, 25 points/11 rebounds

25 Points & 15 Rebounds: Greg Stolt, vs. USF, 12/10/96, 33 points/15 rebounds

30 Points & 10 Rebounds: Joakim Noah, vs. Georgia, 3/1/06, 37 points/11 rebounds

30 Points & 15 Rebounds: Greg Stolt, vs. USF, 12/10/96, 33 points/15 rebounds

TEAM PERFORMANCES

85 points: 85, at West Virginia, 1/30/21

90 points: 91, at Vanderbilt, 12/29/20

95/100 Points: 104, vs. Alabama, 1/4/20

105/110 Points: 111, vs. Gonzaga (at Portland), 11/24/17

115 Points: 116, vs. Gardner-Webb, 11/13/17

120 Points: 125, vs. FAMU, 12/10/00

130 Points: 131, vs. New Hampshire, 11/29/99

50 Rebounds: 52, vs. Alabama, 1/4/20

55 Rebounds: 56, vs. Missouri, 2/2/17

60 Rebounds: 62, vs. Jackson State (NCAA Tournament), 3/16/07

20 Offensive Rebounds: 20, vs. Mercer (at Jacksonville), 11/13/16

25 Offensive Rebounds: 27, vs. Bethune-Cookman, 11/21/99

Made 35 Field Goals: 37-for-65, at Georgia, 1/23/21

Made 40 Field Goals: 42-for-79, vs. North Florida, 11/16/17

Made 45 Field Goals: 46-for-81, vs. New Hampshire, 11/29/99

Attempted 65 Field Goals: 37-for-65, at Georgia, 1/23/21

Attempted 70 Field Goals: 33-for-76, vs. Alabama, 1/4/20

Attempted 75 Field Goals: 33-for-76, vs. Alabama, 1/4/20

Attempted 80 Field Goals: 39-for-83, vs. FAU, 11/27/00

Made 10 3-Pointers: 10-for-23 vs. Vanderbilt, 1/27/21

Made 12 3-Pointers: 12-for-27 at Texas A&M, 2/12/20

Made 15 3-Pointers: 18-for-37 vs. Texas A&M, 1/22/19

Made 18 3-Pointers: 18-for-37 vs. Texas A&M, 1/22/19

Attempted 30 3-Pointers: 12-for-30, vs. Long Beach State 12/28/19

Attempted 35 3-Pointers: 18-for-37 vs. Texas A&M, 1/22/19

Made 25 Free Throws: 25-for-30, at West Virginia, 1/30/21

Made 30 Free Throws: 30-for-36, vs. Alabama, 1/4/20

Made 35 Free Throws: 37-for-42, at Auburn, 2/14/17

Made 40 Free Throws: 40-for-50, vs. Morehead State, 12/22/98

Attempted 35 Free Throws: 24-for-36, vs. Army, 12/2/20

Attempted 40 Free Throws: 28-for-46, vs. West Virginia (at New York City), 12/4/18

Attempted 45 Free Throws: 28-for-46, vs. West Virginia (at New York City), 12/4/18

Attempted 50 Free Throws: 40-for-50, vs. Morehead State, 12/22/98

20 Assists: 26, vs. North Florida, 11/27/18

25 Assists: 26, vs. North Florida, 11/27/18

30 Assists: 32, vs. Northeastern, 12/22/03

10 Steals: 10, at Georgia, 1/23/21

15 Steals: 15, vs. Stanford, 11/22/18 (at Bahamas)

20 Steals: 22, vs. VMI, 12/28/99

25 Steals: 25, vs. Morehead State, 12/22/98

Forced 20 Turnovers: 23, vs. Stetson, 12/6/20

Forced 25 Turnovers: 25, vs. Toledo, 11/14/08

Forced 30 Turnovers: 30, vs. Georgia, 2/5/00

Forced 35 Turnovers: 35, vs. Florida A&M, 12/4/99

8/9/10/11/12 Blocks: 12, vs. South Carolina, 2/3/21

Had 5 Players with 10 Points: at Georgia, 1/23/21; Tre Mann (24), Noah Locke (16), Tyree Appleby (14), Colin Castleton (14), Omar Payne (10)

Had 6 Players with 10 Points: vs. Long Beach State, 12/28/19; Keyontae Johnson (21), Kerry Blackshear Jr. (21), Noah Locke (16), Omar Payne (11), Ques Glover (11), Tre Mann (10)

Had 7 Players with 10 Points: at Auburn, 2/14/17; Canyon Barry (30), KeVaughn Allen (17), Devin Robinson (14), Chris Chiozza (11), Kasey Hill (11), John Egbunu (10), Justin Leon (10)

Had 8 Players with 10 Points: vs. North Carolina A&T, 11/18/10; Kenny Boynton (16), Chandler Parsons (16), Casey Prather (12), Erik Murphy (11), Erving Walker (11), Scottie Wilbekin (11), Patric Young (11), Vernon Macklin (10)

Had 2 Players with 20 Points: at Texas A&M, 2/12/20; Andrew Nembhard (24), Noah Locke (21)

Had 3 Players with 20 Points: vs. Gonzaga (at Portland), 11/24/17; Jalen Hudson (35), Chris Chiozza (26), KeVaughn Allen (23)

Had 2 Players with 25 Points: vs. Texas A&M, 1/22/19; KeVaughn Allen (31), Noah Locke (27)

Had 2 Players with 30 Points: vs. Georgia, 3/3/62; Cliff Luyk (36), Tom Barbee (32)

Had 7 Players Make a 3-Pointer: 7, at Georgia, 1/19/19

Had 8/9 Players Make a 3-Pointer: 9, vs. North Florida, 11/27/18 (*tied for NCAA record*)

Had 2 Players Make 5+ 3-Pointers: vs. Texas A&M, 1/22/19; KeVaughn Allen (8), Noah Locke (7)

Had 2 Players with 10 Rebounds: vs. Auburn 1/18/20; Kerry Blackshear Jr. (16), Omar Payne (11)

Had 3 Players with 10 Rebounds: vs. vs. Alabama, 1/4/20; Kerry Blackshear Jr. (16), Keyontae Johnson (12), Scottie Lewis (10)

Had 2 Players with a Double-Double: vs. Auburn 1/18/20; Kerry Blackshear Jr. (11 points, 16 rebounds), Omar Payne (19 points, 11 rebounds)

Had 3 Players with a Double-Double: vs. Alabama, 1/4/20; Kerry Blackshear Jr. (24 points, 16 rebounds), Scottie Lewis (15 points, 10 rebounds), Keyontae Johnson (10 points, 12 rebounds)

Had 2 Players Foul Out: 2, at Ole Miss, 1/13/18; Jalen Hudson, Keith Stone

Had 3 Players Foul Out: 3, vs. Seton Hall (at Orlando), 11/24/16; Chris Chiozza, Kasey Hill, Devin Robinson

Overcame a 10-Point Deficit: vs. Army, 12/2/20; Trained 27-15 at 9:21 in the 1st half & won, 76-69

Overcame a 20-Point Deficit: vs. Georgia, 2/5/20; Trained 52-30 at 16:43 in 2nd half & won, 81-75

Made a Buzzer-Beater/Game-Winner: vs. LSU (SEC Tournament), 3/15/19, Andrew Nembhard 3-pointer with 1.2 seconds remaining to win, 76-73

Lost on a Game-Winner: 1/15/19, at Mississippi State, Quindary Weatherspoon layup and free throw with :03.6 left to defeat UF, 71-68


2020-21 FLORIDA GATORS



#0 QUES GLOVER
G | So. | 5-11 | 182 | Knoxville, Tenn.




#1 TRE MANN
G | So. | 6-5 | 190 | Gainesville, Fla.



#2 SAMSON RUZHENTZEV
F | Fr. | 6-7 | 192 | Moscow, Russia



#3 ALEX KLATSKY
G | Fr. | 6-4 | 185 | Colts Neck, N.J.



#4 ANTHONY DURUJI
F | Jr. | 6-7 | 220 | Germantown, Md.



#5 OMAR PAYNE
F | So. | 6-10 | 230 | Kissimmee, Fla.



#10 NOAH LOCKE
G | Jr. | 6-3 | 203 | Baltimore, Md.



#11 KEYONTAE JOHNSON
F | Jr. | 6-5 | 229 | Norfolk, Va.



#12 COLIN CASTLETON
F | Jr. | 6-11 | 231 | Deland, Fla.



#15 OSAYI OSIFO
F | Jr. | 6-7 | 225 | Bedworth Park, South Africa



#20 JACK MAY
G | Fr. | 6-4 | 175 | Boca Raton, Fla.



#22 TYREE APPLEBY
G | Jr. | 6-1 | 170 | Jacksonville, Ark.



#23 SCOTTIE LEWIS
G | So. | 6-5 | 189 | Hazlet, N.J.



#33 JASON JITBOH
C | So. | 6-11 | 285 | Abuja, Nigeria



#44 NIELS LANE
G | Fr. | 6-5 | 206 | Freehold, N.J.



MIKE WHITE
Head Coach



AL PINKINS
Associate Head Coach



JORDAN MINCY
Assistant Coach



DARRIS NICHOLS
Assistant Coach

ROSTER

NUMERICAL ROSTER

0	Ques Glover	G	5-11	182	So.	1L	Knoxville, Tenn./Bearden
1	Tre Mann	G	6-5	190	So.	1L	Gainesville, Fla./The Villages
2	Samson Ruzhentsev	F	6-7	192	Fr.	HS	Moscow, Russia/Hamilton Heights (Tenn.)
3	Alex Klatsky	G	6-4	185	Fr.	SQ	Colts Neck, N.J./Ranney School
4	Anthony Duruji	F	6-7	220	Jr.	SQ	Germantown, Md./Louisiana Tech
5	Omar Payne	F	6-10	230	So.	1L	Kissimmee, Fla./Montverde Academy
10	Noah Locke	G	6-3	203	Jr.	2L	Baltimore, Md./McDonogh School
11	Keyontae Johnson	F	6-5	229	Jr.	2L	Norfolk, Va./Oak Hill Academy
12	Colin Castleton	F	6-11	231	Jr.	TR	Deland, Fla./Michigan
15	Osayi Osifo	F	6-7	225	Jr.	TR	Bedworth Park, South Africa/Eastern Florida State College
20	Jack May	G	6-4	175	Fr.	HS	Boca Raton, Fla./Saint Andrew's School
22	Tyree Appleby	G	6-1	170	Jr.	SQ	Jacksonville, Ark./Cleveland State
23	Scottie Lewis	G	6-5	189	So.	1L	Hazlet, N.J./Ranney School
33	Jason Jitoboh	C	6-11	285	So.	1L	Abuja, Nigeria/Hamilton Heights (Tenn.)
44	Niels Lane	G	6-5	206	Fr.	HS	Freehold, N.J./Roselle Catholic

ALPHABETICAL ROSTER

22	Tyree Appleby	G	6-1	170	Jr.	SQ	Jacksonville, Ark./Cleveland State
12	Colin Castleton	F	6-11	231	Jr.	TR	Deland, Fla./Michigan
4	Anthony Duruji	F	6-7	220	Jr.	SQ	Germantown, Md./Louisiana Tech
0	Ques Glover	G	5-11	182	So.	1L	Knoxville, Tenn./Bearden
33	Jason Jitoboh	C	6-11	285	So.	1L	Abuja, Nigeria/Hamilton Heights (Tenn.)
11	Keyontae Johnson	F	6-5	229	Jr.	2L	Norfolk, Va./Oak Hill Academy
3	Alex Klatsky	G	6-4	185	Fr.	SQ	Colts Neck, N.J./Ranney School
44	Niels Lane	G	6-5	206	Fr.	HS	Freehold, N.J./Roselle Catholic
23	Scottie Lewis	G	6-5	189	So.	1L	Hazlet, N.J./Ranney School
10	Noah Locke	G	6-3	203	Jr.	2L	Baltimore, Md./McDonogh School
1	Tre Mann	G	6-5	190	So.	1L	Gainesville, Fla./The Villages
20	Jack May	G	6-4	175	Fr.	HS	Boca Raton, Fla./Saint Andrew's School
15	Osayi Osifo	F	6-7	225	Jr.	TR	Bedworth Park, South Africa/Eastern Florida State College
5	Omar Payne	F	6-10	230	So.	1L	Kissimmee, Fla./Montverde Academy
2	Samson Ruzhentsev	F	6-7	192	Fr.	HS	Moscow, Russia/Hamilton Heights (Tenn.)

Head Coach: Mike White (Ole Miss '00)

Associate Head Coach: Al Pinkins (N.C. State, '98)

Assistant Coaches: Jordan Mincy (Kent State '09), Darris Nichols (West Virginia '08)

Head Athletic Trainer/Associate AD, Sports Health: Dave Werner

Director of Strength & Conditioning: Preston Greene

Director of Basketball Operations: Jonathan Blake

Special Assistant to the Head Coach: Bryce Douglas

Academic Advisor: Tom Williams

2021 SIGNING CLASS

- **Kowacé Reeves:** G | 6-5 | 170 | Macon, Ga. | Westside...Four-star prospect... a consensus four-star prospect and ranks No. 31 in the Rivals150 for the 2021 recruiting class...The rangy guard brings top-notch shooting, a high motor, length and athleticism that all fits head coach Mike White's preferred up-tempo style.

PRONUNCIATION GUIDE

Anthony Duruji	duh-ROO-jee
Ques Glover	KWEZ
Jason Jitoboh	jih-TOE-bo
Niels Lane	NILES
Osayi Osifo	oh-SIGH oh-SEE-foe
Samson Ruzhentsev	roo-ZHENT-sev

FLORIDAGATORS.COM

MEDIA INFORMATION

The University of Florida appreciates the media coverage from all local, regional and national outlets. The Communications Office believes in developing mutually beneficial relationships with the media and we emphasize a positive and professional working environment with all entities. The ultimate goal of the Communications Office is to provide accurate and timely information about our athletic teams and to ensure that we assist the media to the best of our abilities while they cover our program.

MEDIA COVERAGE

CREDENTIALS: Requests for credentials will be taken online and reviewed by Florida communications. All requests for the 2020-21 season will be on a game-by-game basis, and a health screening questionnaire must be completed as part of the process.

To access the credential request form, please visit www.sportssystem.com/floridahoops. Once you have submitted your credential request, you will receive an automated email from the Communications Department acknowledging your request was received and is being reviewed. Once a decision is made on your request, you will receive an email with further information.

CREDENTIAL PICK-UP: All media admittance will be via a will-call list at the loading dock entrance below Gate 3 for the 2020-21 season.

INTERNET CREDENTIALS: Only official websites of each participating institution, along with networks holding contractual broadcast rights to a game and websites affiliated with a national publication or news outlet, will be issued credentials.

PLAYER/STAFF INTERVIEWS: All interview requests for players or coaching staff should be coordinated through Denver Parler at least 24 hours in advance. Interviews will be arranged before or after practice according to class and meeting schedules during the preseason and once the season begins, players will typically be available at least once a week plus game days. Please contact Parler for player availability during the season.

The Communications Office will not give out home or cell phone numbers for any players, and players may not be contacted directly by phone, text, email or social media. Members of the media are not permitted in team areas. Team locker room, training room and strength complex are considered private work areas. These areas, as well as players' housing (on-campus and off-campus), are off-limits to media representatives.

PRESS CONFERENCES: All media opportunities and press conferences will take place via Zoom until further notice.

VIDEO: Media outlets are limited to a total of three minutes of video per day to be posted on their websites or shown on a news broadcast. This applies to outlets that are primarily websites, as well as to TV station, newspaper or magazine websites.

MEDIA ROOM/INTERVIEW AREA: The media work room and press conference room will be closed for the 2020-21 season. Media should work from their assigned seats in the press seating area at all times.

FLORIDA LOCKER ROOM: The Gators locker room is closed to the media with the exception of the SEC and NCAA Tournaments (pending health and safety decisions for 2021). Coach White and up to two Florida players will be available to the media following games via Zoom. Florida will coordinate with visiting SIDs to make their Zoom link available to media members, as well.

VISITOR LOCKER ROOM: Interview policies and procedures will be determined by visiting Sports Information Directors and coaches.

ELITE 8 TRIPS

Since 2000	
Kansas	10
Kentucky	9
Michigan State	9
North Carolina	9
FLORIDA	8
Duke	7
Arizona	6
Louisville	6
UConn	6
Oklahoma	4
Oregon	4
Syracuse	4
Villanova	4
Wisconsin	4
Gonzaga	3
Memphis	3
Michigan	3
Ohio State	3
Texas	3
UCLA	3
Xavier	3
Baylor	2
Butler	2
Illinois	2
Kansas State	2
Marquette	2
Maryland	2
Missouri	2
Notre Dame	2
Oklahoma State	2
Purdue	2
Texas Tech	2
Virginia	2
West Virginia	2
Alabama	1
Auburn	1
Davidson	1
Dayton	1
Florida State	1
George Mason	1
Georgetown	1
Georgia Tech	1
Indiana	1
Iowa State	1
Kent State	1
Loyola Chicago	1
LSU	1
Pittsburgh	1
Saint Joseph's	1
South Carolina	1
Stanford	1
Temple	1
Tennessee	1
Tulsa	1
USC	1
VCU	1
Wichita State	1

UNIVERSITY FACTS

Location: Gainesville, Fla.
 Founded: 1853
 Enrollment: 57,806
 Conference: Southeastern (SEC)
 Nickname: Gators
 UF President: Dr. W. Kent Fuchs
 Athletic Director: Scott Stricklin
 Mascots: Albert and Alberta
 Colors: Orange (PMS 172) and Blue (PMS 287)
 Website: FloridaGators.com
 Facebook: facebook.com/GatorsMBK
 Twitter: @GatorsMBK, @MikeWhiteUF
 Instagram: @gatorsmbk
 Faculty Rep: Dr. Michaelugas

COACHING STAFF FACTS

Head Coach: Mike White (Ole Miss '00)
 UF Record: 119-71/5th season
 Overall Record: 220-111/9th season
 Associate Head Coach: Al Pinkins (N.C. State '98)
 Assistant Coaches: Jordan Mincy (Kent State '09), Darris Nichols (West Virginia '08)
 Athletic Trainer: David "Duke" Werner
 Strength & Conditioning Coordinator: Preston Greene
 Director of Basketball Operations: Jonathan Blake
 Director of Scouting: Bryce Douglas
 Executive Assistant: Tracy Pfaff
 Program Coordinator: Mike Robuck
 Academic Advisor: Tom Williams

PROGRAM FACTS

Arena: Exactech Arena at the Stephen C. O'Connell Center
 Capacity: 10,151
 Season: 102nd
 Overall Record: 1,465-1,131
 SEC Record: 659-664
 NCAA Tournaments: 20 (1989, '94, '95, '99, 2000, '01, '02, '03, '04, '05, '06, '07, '10, '11, '12, '13, '14, '17, '18, '19)
 Final Fours: 5 (1994, 2000, '06, '07, '14)
 National Championships: 2 (2006, '07)
 NIT Appearances: 10 (1969, '84, '85, '86, '92, '93, '98, 2008, '09, '16)
 SEC Tournament Championships: 4 (2005, '06, '07, '14)
 SEC Championships: 7 (1989, 2000, '01, '07, '11, '13, '14)
 All-Americans: 25
 All-SEC: 111
 SEC Academic Honor Roll: 128
 NBA Draftees: 35
 2019-20 Record: 19-12
 2019-20 Conference Record: 11-7 (t-4th)
 Lettermen Returning/Lost: 7/5
 Starters Returning/Lost: 3/2

COMMUNICATIONS CONTACT

Denver Parler | denverp@gators.ufl.edu
 352-692-6195 (o) | 352-318-3493 (c)
 Fax: 352-375-4809

#0 QUES GLOVER

SOPHOMORE | G | 5-11 | 182 | KNOXVILLE, TENN. | BEARDEN

OVERVIEW

- Appeared in all 31 games as a reserve point guard during his freshman season, tallying four double-figure scoring games and averaging 4.4 points per game.
- Broke out in the 2019 Charleston Classic, scoring 11 points in the semifinals vs. Miami and nine points in the final vs. #18 Xavier. Glover followed that up with a team-leading and season-high 14 points in the win vs. Marshall.
- Speedy point guard with great bounce and outstanding range.
- Brings toughness and winning experience to the Gators' backcourt.

2020-21 HIGHLIGHTS

- Part of a deep backcourt, and Glover's speed will be a tremendous asset as the Gators look to shift to a more up-tempo style.
- Came off the bench to give the Gators a lift against his hometown school, #6 Tennessee, scoring a season-best 10 points.
- Added another double-figure scoring performance in the home win vs. Georgia, scoring 11 with a 4-for-5 shooting day from the field.



CAREER STATS

Season	gp-gs	min/avg	Total		3-Point		F-Throws		Rebounds				Scoring							
			fg-fga	pct	fg-fga	pct	ft-fa	pct	off	def	tot	avg	pf	fo	ast	to	blk	stl	pts	avg
2019-20	31-0	383/12.4	54-125	.432	11-45	.244	17-32	.531	6	24	30	1.0	30	0	19	40	2	5	136	4.4
2020-21	16-0	141/8.8	17-40	.425	3-10	.300	10-11	.909	2	10	12	0.8	15	0	10	13	0	6	47	2.9
TOTAL	47-0	524/11.1	71-165	.430	14-55	.255	27-43	.628	8	34	42	0.9	45	0	29	53	2	11	183	3.9

GAME-BY-GAME STATS

Opponent	Date	gs	min	Total		3-Pointers		Free throws		Rebounds				pf	fo	a	t/o	blk	stl	pts	avg
				fg-fga	pct	3fg-fga	pct	ft-fa	pct	off	def	tot	avg								
vs Army West Point	12/02/20	3	0-1	.000	0-1	.000	0-0	.000	0	0	0	0.0	0	0	0	0	0	0	0	0	0.0
vs Boston College	12/03/20	3	0-0	.000	0-0	.000	0-0	.000	0	0	0	0.0	0	0	0	0	0	0	0	0	0.0
STETSON	12/06/20	14	1-4	.250	1-2	.500	2-2	1.000	0	1	1	0.3	3	2	0	0	0	0	5	1.7	
at Florida St.	12/12/20	13	2-4	.500	0-0	.000	0-0	.000	0	2	2	0.8	1	1	2	0	0	0	4	2.3	
at Vanderbilt	12/30/20	4	2-3	.667	0-1	.000	0-0	.000	0	1	1	0.8	2	0	2	0	2	2	4	2.6	
at Alabama	01/05/21	7	0-3	.000	0-1	.000	0-0	.000	1	1	2	1.0	1	1	1	0	0	0	0	2.2	
KENTUCKY	01/09/21	11	1-1	1.000	1-1	1.000	0-0	.000	0	1	1	1.0	1	2	2	0	1	3	2.3		
OLE MISS	01/12/21	10	2-4	.500	0-0	.000	0-0	.000	0	0	0	0.9	0	0	0	0	0	0	4	2.5	
at Mississippi St.	01/16/21	8	0-1	.000	0-0	.000	0-0	.000	0	0	0	0.8	0	0	0	0	0	0	0	2.2	
TENNESSEE	01/19/21	15	4-7	.571	1-2	.500	1-2	.500	0	0	0	0.7	2	1	1	0	3	10	3.0		
at Georgia	01/23/21	12	1-3	.333	0-0	.000	0-0	.000	0	1	1	0.7	1	0	1	0	0	2	2.9		
VANDERBILT	01/27/21	10	0-1	.000	0-0	.000	2-2	1.000	0	0	0	0.7	1	1	1	0	0	0	2	2.8	
at West Virginia	01/30/21	9	0-2	.000	0-0	.000	2-2	1.000	1	1	2	0.8	1	1	1	0	0	0	2	2.8	
SOUTH CAROLINA	02/03/21	3	0-0	.000	0-0	.000	0-0	.000	0	0	0	0.7	0	0	0	0	0	0	0	2.6	
at Arkansas	02/16/21	1	0-1	.000	0-1	.000	0-0	.000	0	0	0	0.7	1	0	0	0	0	0	0	2.4	
GEORGIA	02/20/21	18	4-5	.800	0-1	.000	3-3	1.000	0	2	2	0.8	1	1	2	0	0	11	2.9		
Totals		0	141	17-40	.425	3-10	.300	10-11	.909	2	10	12	0.8	15	10	13	0	6	47	2.9	

Games played: 16
 Minutes/game: 8.8
 Points/game: 2.9
 FG Pct: 42.5
 3FG Pct: 30.0
 FT Pct: 90.9

Rebounds/game: 0.8
 Assists/game: 0.6
 Turnovers/game: 0.8
 Assist/turnover ratio: 0.8
 Steals/game: 0.4

GAME HIGHS

Points	
2020-21	11, vs. Georgia (2/20/21)
Career	14, vs. Marshall (11/29/19)
Rebounds	
2020-21	2, 4x, last vs. Georgia (2/20/21)
Career	4, vs. LBSU (12/28/19)
Field Goals	
2020-21	4, 2x, last vs. Georgia (2/20/21)
Career	5, 3x, last vs. LBSU (12/28/19)
Field Goal Attempts	
2020-21	7, vs. Tennessee (1/19/21)
Career	11, vs. Tennessee (12/28/19)
3-Point Field Goals	
2020-21	1, 3x, last vs. Tennessee (1/19/21)
Career	2, vs. Providence (12/17/19)
3-Point FG Attempts	
2020-21	2, 2x, last vs. Tennessee (1/19/21)
Career	5, vs. Providence (12/17/19)
Free Throws	
2020-21	3, vs. Georgia (2/20/21)
Career	4, vs. Marshall (11/29/19)
Free Throw Attempts	
2020-21	3, vs. Georgia (2/20/21)
Career	7, vs. Marshall (11/29/19)
Assists	
2020-21	2, 2x, last vs. Kentucky (1/9/21)
Career	3, vs. Vanderbilt (2/15/20)
Steals	
2020-21/Career	3, vs. Tennessee (1/19/21)
Blocked Shots	
2020-21	---
Career	1, 2x, last vs. Vanderbilt (2/15/20)
Minutes Played	
2020-21	18, vs. Georgia (2/20/21)
Career	24, 2x, last vs. LBSU (12/28/19)

GLOVER VS. AUBURN

Opponent	Date	GS	Min	FG	FGA	Pct	3FG	FGA	Pct	FT	FTA	Pct	Off	Def	Tot	PF	FO	A	TO	Blk	Stl	Pts
AUBURN	01/18/20		18	2	6	.333	1	2	.500	0	0	.000	1	1	2	2	0	2	1	0	0	5

#1 TRE MANN

SOPHOMORE | G | 6-5 | 190 | GAINESVILLE, FLA. | THE VILLAGES



OVERVIEW

- Averaged 5.3 points and 1.9 rebounds in 29 appearances with four starts his freshman season.
- Started his Florida debut, the third Gator in five seasons under Mike White to do so (KeVaughn Allen, Andrew Nembhard).
- Had a major hand in Florida's 22-point comeback vs. Georgia, scoring all 11 of his points in the second half.
- Combo guard with range and the ability to facilitate.

2020-21 HIGHLIGHTS

- Went for a career-high 24 points at Georgia, helping the Gators to a 92-84, the most points by Florida at Georgia in regulation since 1994.
- Scored 17 points in the win vs. Ole Miss, including 12 in the second half, and hit all eight of his free throws in the game.
- Opened the season with a then-career-best 19-point, five-steal outing vs. Army. He's the first Gator with at least 19 points and five steals in a game since Michael Frazier (2/3/15 at Vanderbilt).
- Had another 19-point performance in the win vs. LSU, including three 3-pointers.
- Grew another inch to 6-foot-5 and added 18 pounds of muscle over the offseason.

CAREER STATS

Season	gp-gs	min/avg	Total		3-Point		F-Throws		Rebounds				Scoring							
			fg-fga	pct	fg-fga	pct	ft-fa	pct	off	def	tot	avg	pf	fo	ast	to	blk	stl	pts	avg
2019-20	29-4	516/17.8	57-160	.356	22-80	.275	19-29	.655	8	47	55	1.9	53	0	20	32	2	17	155	5.3
2020-21	17-17	521/30.6	81-198	.409	29-74	.392	48-58	.828	10	80	90	5.3	45	0	61	47	2	27	239	14.1
TOTAL	46-21	1037/22.5	138-358	.385	51-154	.331	67-87	.770	18	127	145	3.2	98	0	81	79	4	44	394	8.6

GAME-BY-GAME STATS

Opponent	Date	gs	min	Total		3-Pointers		Free throws		Rebounds				pf	a	t/o	blk	stl	pts	avg	
				fg-fga	pct	3fg-fga	pct	ft-fa	pct	off	def	tot	avg								
vs Army West Point	12/02/20	*	33	6-13	.462	1-2	.500	6-8	.750	1	5	6	6.0	2	4	4	0	5	19	19.0	
vs Boston College	12/03/20	*	29	6-9	.667	2-2	1.000	3-3	1.000	0	2	2	4.0	4	6	1	0	0	17	18.0	
STETSON	12/06/20	*	26	3-8	.375	2-4	.500	2-2	1.000	0	2	2	3.3	2	2	0	0	10	15.3		
at Florida St.	12/12/20	*	29	7-17	.412	2-7	.286	1-1	1.000	0	8	8	4.5	4	7	3	0	1	17	15.8	
at Vanderbilt	12/30/20	*	33	3-10	.300	1-4	.250	2-4	.500	1	9	10	5.6	4	4	6	0	0	9	14.4	
LSU	01/02/21	*	35	7-12	.583	3-6	.500	2-2	1.000	0	5	5	5.5	4	1	2	0	1	19	15.2	
at Alabama	01/05/21	*	35	4-11	.364	2-4	.500	1-2	.500	2	4	6	5.6	2	6	2	0	3	11	14.6	
KENTUCKY	01/09/21	*	31	2-9	.222	2-5	.400	1-2	.500	1	5	6	5.6	0	3	3	0	1	7	13.6	
OLE MISS	01/12/21	*	28	4-12	.333	1-3	.333	8-8	1.000	2	5	7	5.8	3	3	1	0	3	17	14.0	
at Mississippi St.	01/16/21	*	37	6-17	.353	1-5	.200	1-2	.500	0	2	2	5.4	4	6	4	0	3	14	14.0	
TENNESSEE	01/19/21	*	27	6-11	.545	0-0	.000	0-0	.000	1	3	4	5.3	2	3	3	1	1	12	13.8	
at Georgia	01/23/21	*	39	7-16	.438	2-6	.333	8-10	.800	0	6	6	5.3	1	4	5	0	2	24	14.7	
VANDERBILT	01/27/21	*	23	4-10	.400	3-5	.600	4-4	1.000	1	3	4	5.2	2	2	1	1	0	15	14.7	
at West Virginia	01/30/21	*	23	3-9	.333	3-6	.500	0-0	.000	0	3	3	5.1	3	3	2	0	0	9	14.3	
SOUTH CAROLINA	02/03/21	*	36	6-16	.375	2-7	.286	3-4	.750	0	8	8	5.3	4	3	3	0	3	17	14.5	
at Arkansas	02/16/21	*	27	3-11	.273	1-6	.167	2-2	1.000	1	7	8	5.4	2	1	3	0	1	9	14.1	
GEORGIA	02/20/21	*	30	4-7	.571	1-2	.500	4-4	1.000	0	3	3	5.3	2	3	2	0	3	13	14.1	
Totals			17	521	81-198	.409	29-74	.392	48-58	.828	10	80	90	5.3	45	61	47	2	27	239	14.1

Games played: 17
 Minutes/game: 30.6
 Points/game: 14.1
 FG Pct: 40.9
 3FG Pct: 39.2
 FT Pct: 82.8

Rebounds/game: 5.3
 Assists/game: 3.6
 Turnovers/game: 2.8
 Assist/turnover ratio: 1.3
 Steals/game: 1.6
 Blocks/game: 0.1

GAME HIGHS

Points	2020-21/Career	24, at Georgia (1/23/21)
Rebounds	2020-21/Career	10, at Vanderbilt (12/30/20)
Field Goals	2020-21/Career	7, 3x, last at Georgia (1/23/21)
Field Goal Attempts	2020-21/Career	17, 2x, last at Miss. State (1/16/21)
3-Point Field Goals	2020-21	3, 3x, last at WVU (1/30/21)
	Career	3, 5x, last at WVU (1/30/21)
3-Point FG Attempts	2020-21	7, 2x, last vs. So. Carolina (2/3/21)
	Career	7, 3x, last vs. So. Carolina (2/3/21)
Free Throws	2020-21/Career	8, 2x, last at Georgia (1/23/21)
Free Throw Attempts	2020-21/Career	10, at Georgia (1/23/21)
Assists	2020-21/Career	7, at Florida State (12/12/20)
Steals	2020-21/Career	5, vs. Army (12/2/20)
Blocked Shots	2020-21	1, 2x, last vs. Vanderbilt (1/27/21)
	Career	1, 4x, last vs. Vanderbilt (1/27/21)
Minutes Played	2020-21/Career	39, at Georgia (1/23/21)

MANN VS. AUBURN

Opponent	Date	GS	Min	FG	FGA	Pct	3FG	FGA	Pct	FT	FTA	Pct	Off	Def	Tot	PF	FO	A	TO	BLK	STL	PTS
AUBURN	01/18/20		18	1	2	.500	1	1	1.000	2	2	1.000	0	2	2	0	0	1	2	0	0	5

#2 SAMSON RUZHENTSEV


FRESHMAN | F | 6-7 | 192 | MOSCOW, RUSSIA | HAMILTON HEIGHTS (TENN.)

OVERVIEW

- Four-star prospect with length and bouncy athleticism who can score at all three levels.
- One of the best shooters in the 2020 class.
- Represented Russia in the FIBA U18 Euro Championships.
- Averaged 19.3 points and 6.3 rebounds for Hamilton Heights as a senior, helping lead the team to a 28-3 record.
- Helped Hamilton Heights to three straight NACA national championships and a #2 national ranking.

2020-21 HIGHLIGHTS

- An outstanding shooter who has worked his way into more minutes as the season has progressed.
- Made his Florida debut in the season-opening win vs. Army and scored his first points on a 3-pointer vs. Stetson.
- Scored eight points in five minutes, including a pair of 3-pointers, against Kentucky, then hit a big 3-pointer as part of five points vs. Ole Miss.



CAREER STATS

Season	gp-gs	min/avg	Total		3-Point		F-Throws		Rebounds				Scoring							
			fg-fga	pct	fg-fga	pct	ft-fga	pct	off	def	tot	avg	pf	fo	ast	to	blk	stl	pts	avg
2020-21	13-0	99/7.6	11-31	.355	7-22	.318	4-5	.800	5	5	10	0.8	8	0	1	4	1	1	33	2.5
TOTAL	13-0	99/7.6	11-31	.355	7-22	.318	4-5	.800	5	5	10	0.8	8	0	1	4	1	1	33	2.5

GAME-BY-GAME STATS

Opponent	Date	gs	min	Total		3-Pointers		Free throws		Rebounds				pf	a	t/o	blk	stl	pts	avg
				fg-fga	pct	3fg-fga	pct	ft-fga	pct	off	def	tot	avg							
vs Army West Point	12/02/20	8	0-1	.000	0-1	.000	0-0	.000	0	0	0	0.0	1	1	0	0	0	0	0	0.0
vs Boston College	12/03/20	4	0-1	.000	0-1	.000	0-0	.000	0	0	0	0.0	0	0	0	0	0	0	0	0.0
STETSON	12/06/20	13	2-6	.333	1-4	.250	0-0	.000	1	1	2	0.7	0	0	1	1	1	5	1.7	
at Alabama	01/05/21	2	1-1	1.000	1-1	1.000	0-0	.000	0	0	0	0.5	0	0	0	0	0	3	2.0	
KENTUCKY	01/09/21	5	2-2	1.000	2-2	1.000	2-2	1.000	1	0	1	0.6	0	0	1	0	0	8	3.2	
OLE MISS	01/12/21	13	2-3	.667	1-2	.500	0-0	.000	0	2	2	0.8	0	0	0	0	0	5	3.5	
at Mississippi St.	01/16/21	16	1-4	.250	1-3	.333	0-0	.000	1	1	2	1.0	0	0	0	0	0	3	3.4	
TENNESSEE	01/19/21	7	0-1	.000	0-1	.000	0-0	.000	0	0	0	0.9	1	0	1	0	0	0	3.0	
VANDERBILT	01/27/21	6	2-3	.667	1-2	.500	0-0	.000	1	1	2	1.0	1	0	1	0	0	5	3.2	
at West Virginia	01/30/21	6	0-0	.000	0-0	.000	2-3	.667	0	0	0	0.9	2	0	0	0	0	2	3.1	
SOUTH CAROLINA	02/03/21	7	0-2	.000	0-2	.000	0-0	.000	0	0	0	0.8	0	0	0	0	0	0	2.8	
at Arkansas	02/16/21	6	1-2	.500	0-1	.000	0-0	.000	0	0	0	0.8	2	0	0	0	0	2	2.8	
GEORGIA	02/20/21	6	0-5	.000	0-2	.000	0-0	.000	1	0	1	0.8	1	0	0	0	0	0	2.5	
Totals		0	99	11-31	.355	7-22	.318	4-5	.800	5	5	10	0.8	8	1	4	1	1	33	2.5

Games played: 13
 Minutes/game: 7.6
 Points/game: 2.5
 FG Pct: 35.5
 3FG Pct: 31.8
 FT Pct: 80.0

Rebounds/game: 0.8
 Assists/game: 0.1
 Turnovers/game: 0.3
 Assist/turnover ratio: 0.3
 Steals/game: 0.1
 Blocks/game: 0.1

GAME HIGHS

Points

2020-21/Career 8, vs. Kentucky (1/9/21)

Rebounds

2020-21/Career 2, 4x, last vs. Vanderbilt (1/27/21)

Field Goals

2020-21/Career 2, 4x, last vs. Vanderbilt (1/27/21)

Field Goal Attempts

2020-21/Career 6, vs. Stetson (12/6/20)

3-Point Field Goals

2020-21/Career 2, vs. Kentucky (1/9/21)

3-Point FG Attempts

2020-21/Career 4, vs. Stetson (12/6/20)

Free Throws

2020-21/Career 2, 2x, last at WVU (1/30/21)

Free Throw Attempts

2020-21/Career 3, at WVU (1/30/21)

Assists

2020-21/Career 1, vs. Army (12/2/20)

Steals

2020-21/Career 1, vs. Stetson (12/6/20)

Blocked Shots

2020-21/Career 1, vs. Stetson (12/6/20)

Minutes Played

2020-21/Career 16, at Miss. State (1/16/21)

#4 ANTHONY DURUJI

JUNIOR | F | 6-7 | 220 | GERMANTOWN, MD. | LOUISIANA TECH

OVERVIEW

- Versatile four-man with the ability to play above the rim or step out and shoot from the perimeter.
- Played in 65 games with 52 starts over two seasons at Louisiana Tech, averaging 9.7 points and 5.1 rebounds to go along with 85 blocked shots.
- Earned 2018 Conference USA Freshman of the Year honors and followed that up by starting all 33 games as a sophomore and posting 12.2 points and 6.2 rebounds per game.

2020-21 HIGHLIGHTS

- Moved into the starting lineup in the win at Vanderbilt and responded with 11 points, five rebounds and three blocked shots. Duruji made an immediate impact, scoring the Gators' first five points of the game.
- Had his most impactful game as a Gator in the win vs. LSU, tallying 16 points and a team-leading seven rebounds.
- Led Florida in scoring for the first time with 15 points vs. Kentucky.
- Made his Florida debut in the win vs. Army, then scored his first basket vs. BC on a fastbreak alley-oop dunk from Tyree Appleby.



CAREER STATS

Season	gp-gs	min/avg	Total		3-Point		F-Throws		Rebounds				Scoring							
			fg-fga	pct	fg-fga	pct	ft-fga	pct	off	def	tot	avg	pf	fo	ast	to	blk	stl	pts	avg
2017-18*	32-19	683/21.3	82-182	.451	28-71	.394	37-62	.597	36	95	131	4.1	77	2	26	38	45	12	229	7.2
2018-19*	33-33	988/29.9	144-308	.468	41-121	.339	74-110	.673	48	155	203	6.2	83	1	31	55	40	31	403	12.2
2020-21	17-10	350/20.6	40-97	.412	10-34	.294	10-19	.526	26	43	69	4.1	42	1	10	18	10	10	100	5.9
TOTAL	17-10	350/20.6	40-97	.412	10-34	.294	10-19	.526	26	43	69	4.1	42	1	10	18	10	10	100	5.9
All*	82-62	2021/24.6	266-587	.453	79-226	.350	121-191	.634	110	293	403	4.9	202	4	67	111	95	53	732	8.9

* Statistics from prior team/school

GAME-BY-GAME STATS

Opponent	Date	gs	min	Total		3-Pointers		Free throws		Rebounds				pf	a	t/o	blk	stl	pts	avg
				fg-fga	pct	3fg-fga	pct	ft-fga	pct	off	def	tot	avg							
vs Army West Point	12/02/20		13	0-3	.000	0-2	.000	0-2	.000	1	3	4	4.0	1	0	1	0	0	0	0.0
vs Boston College	12/03/20		13	1-6	.167	0-2	.000	0-0	.000	0	2	2	3.0	3	0	0	0	1	2	1.0
STETSON	12/06/20		5	1-2	.500	0-1	.000	0-0	.000	1	2	3	3.0	5	0	0	0	0	2	1.3
at Florida St.	12/12/20		13	0-1	.000	0-0	.000	1-2	.500	0	1	1	2.5	3	1	0	0	0	1	1.3
at Vanderbilt	12/30/20	*	27	4-5	.800	1-1	1.000	2-2	1.000	1	4	5	3.0	4	0	1	3	2	11	3.2
LSU	01/02/21	*	34	6-12	.500	2-5	.400	2-2	1.000	6	1	7	3.7	3	1	3	0	0	16	5.3
at Alabama	01/05/21	*	30	3-11	.273	1-3	.333	1-2	.500	3	3	6	4.0	1	1	1	0	2	8	5.7
KENTUCKY	01/09/21	*	29	6-13	.462	2-5	.400	1-2	.500	2	1	3	3.9	1	0	1	0	0	15	6.9
OLE MISS	01/12/21	*	39	1-7	.143	1-3	.333	0-0	.000	2	4	6	4.1	1	1	1	1	1	3	6.4
at Mississippi St.	01/16/21	*	16	2-4	.500	0-2	.000	0-0	.000	0	3	3	4.0	4	0	1	0	0	4	6.2
TENNESSEE	01/19/21	*	17	2-4	.500	1-2	.500	0-0	.000	0	3	3	3.9	3	1	3	0	1	5	6.1
at Georgia	01/23/21	*	21	3-6	.500	0-1	.000	0-0	.000	4	2	6	4.1	3	2	1	1	0	6	6.1
VANDERBILT	01/27/21		7	2-3	.667	1-2	.500	0-0	.000	0	2	2	3.9	2	1	1	1	0	5	6.0
at West Virginia	01/30/21		21	1-3	.333	0-2	.000	1-2	.500	1	2	3	3.9	2	0	1	0	0	3	5.8
SOUTH CAROLINA	02/03/21		14	3-4	.750	0-1	.000	0-0	.000	2	0	2	3.7	1	1	2	1	1	6	5.8
at Arkansas	02/16/21	*	27	2-6	.333	1-1	1.000	2-2	1.000	0	4	4	3.8	4	0	1	1	1	7	5.9
GEORGIA	02/20/21	*	24	3-7	.429	0-1	.000	0-3	.000	3	6	9	4.1	1	1	0	2	1	6	5.9
Totals			10	350	40-97	.412	10-34	.294	10-19	.526	26	43	69	4.1	42	10	18	10	100	5.9

Games played: 17
Minutes/game: 20.6
Points/game: 5.9
FG Pct: 41.2
3FG Pct: 29.4
FT Pct: 52.6

Rebounds/game: 4.1
Assists/game: 0.6
Turnovers/game: 1.1
Assist/turnover ratio: 0.6
Steals/game: 0.6
Blocks/game: 0.6

HONORS

- 2018 C-USA All-Freshman Team
- C-USA Freshman of the Week (1/22/18)

GAME HIGHS

Points

2020-21/UF	16, vs. LSU (1/2/21)
Career	25, vs. North Texas (1/18/18)

Rebounds

2020-21/UF	9, vs. Georgia (2/20/21)
Career	14, at FIU (2/2/19)

Field Goals

2020-21/UF	6, 2x, last vs. Kentucky (1/9/21)
Career	9, vs. Southern Miss (12/29/18)

Field Goal Attempts

2020-21/UF	13, vs. Kentucky (1/9/21)
Career	15, vs. UAB (11/16/18)

3-Point Field Goals

2020-21/UF	2, 2x, last vs. Kentucky (1/9/21)
Career	4, 3x, last vs. So. Miss (12/29/18)

3-Point FG Attempts

2020-21/UF	5, 2x, last vs. Kentucky (1/9/21)
Career	7, 2x, last at ODU (1/17/19)

Free Throws

2020-21/UF	2, 3x, last at Arkansas (2/16/21)
Career	7, vs. Texas A&M-CC (12/22/18)

Free Throw Attempts

2020-21/UF	2, 8x, last at Arkansas (2/16/21)
Career	11, vs. Texas A&M-CC (12/22/18)

Assists

2020-21/UF	2, at Georgia (1/23/21)
Career	4, vs. Rice (1/20/18)

Steals

2020-21/UF	2, 2x, last at Alabama (1/5/21)
Career	4, at Florida Atlantic (3/6/19)

Blocked Shots

2020-21/UF	3, at Vanderbilt (12/30/20)
Career	4, 2x, last vs. UTEP (2/14/19)

Minutes Played

2020-21/UF	39, vs. Ole Miss (1/12/21)
Career	39, 2x, last vs. Ole Miss (1/12/21)

#5 OMAR PAYNE

SOPHOMORE | F | 6-10 | 230 | KISSIMMEE, FLA. | MONTVERDE ACADEMY



OVERVIEW

- Averaged 3.8 points and 3.7 rebounds in 30 games with seven starts during his freshman campaign.
- Posted a double-double in the win vs. No. 4 Auburn with 19 points and 11 rebounds. Payne shot 9-for-9 from the field in the win, one of two SEC players since 2000 to shoot 1.000 with nine-plus field goals in a conference game.
- Boasts a 7-foot-5.5 wingspan that enables his shot-blocking and finishing at the rim.

2020-21 HIGHLIGHTS

- Made his first start of the season vs. Tennessee and took advantage of the opportunity, posting nine points, nine rebounds and a career-high five blocked shots.
- Had a double-figure outing with 10 points on 5-for-6 shooting vs. Boston College, then followed it up with a three-block game vs. Stetson.

CAREER STATS

Season	gp-gs	min/avg	Total		3-Point		F-Throws		Rebounds				Scoring							
			fg-fga	pct	fg-fga	pct	ft-fga	pct	off	def	tot	avg	pf	fo	ast	to	blk	stl	pts	avg
2019-20	30-7	453/15.1	51-83	.614	0-0	.000	13-35	.371	54	53	107	3.6	66	1	7	18	34	8	115	3.8
2020-21	17-7	288/16.9	31-41	.756	0-0	.000	7-16	.438	25	35	60	3.5	43	0	6	12	26	5	69	4.1
TOTAL	47-14	741/15.8	82-124	.661	0-0	.000	20-51	.392	79	88	167	3.6	109	1	13	30	60	13	184	3.9

GAME-BY-GAME STATS

Opponent	Date	gs	min	Total		3-Pointers		Free throws		Rebounds				pf	a	t/o	blk	stl	pts	avg	
				fg-fga	pct	3fg-fga	pct	ft-fga	pct	off	def	tot	avg								
vs Army West Point	12/02/20		18	1-1	1.000	0-0	.000	0-2	.000	0	4	4	4.0	3	0	0	1	1	2	2.0	
vs Boston College	12/03/20		17	5-6	.833	0-0	.000	0-0	.000	1	0	1	2.5	3	1	2	1	1	10	6.0	
STETSON	12/06/20		20	2-4	.500	0-0	.000	0-0	.000	2	3	5	3.3	2	2	3	3	0	4	5.3	
at Florida St.	12/12/20		16	1-2	.500	0-0	.000	0-0	.000	1	1	2	3.0	3	0	0	3	0	2	4.5	
at Vanderbilt	12/30/20		10	1-1	1.000	0-0	.000	2-4	.500	1	0	1	2.6	1	0	1	0	0	4	4.4	
LSU	01/02/21		18	0-1	.000	0-0	.000	2-2	1.000	1	3	4	2.8	4	0	0	1	0	2	4.0	
at Alabama	01/05/21		10	1-1	1.000	0-0	.000	0-0	.000	0	1	1	2.6	3	0	1	1	1	2	3.7	
KENTUCKY	01/09/21		16	0-1	.000	0-0	.000	2-4	.500	3	3	6	3.0	4	1	2	1	0	2	3.5	
OLE MISS	01/12/21		7	1-1	1.000	0-0	.000	0-0	.000	0	1	1	2.8	0	0	0	1	0	2	3.3	
at Mississippi St.	01/16/21		8	2-3	.667	0-0	.000	0-0	.000	2	1	3	2.8	3	0	1	1	0	4	3.4	
TENNESSEE	01/19/21	*	27	4-5	.800	0-0	.000	1-2	.500	5	4	9	3.4	1	1	0	5	0	9	3.9	
at Georgia	01/23/21	*	26	5-5	1.000	0-0	.000	0-0	.000	4	5	9	3.8	3	0	0	2	1	10	4.4	
VANDERBILT	01/27/21	*	21	0-1	.000	0-0	.000	0-0	.000	1	2	3	3.8	4	0	2	1	0	0	4.1	
at West Virginia	01/30/21	*	15	2-3	.667	0-0	.000	0-0	.000	2	1	3	3.7	3	0	0	0	0	4	4.1	
SOUTH CAROLINA	02/03/21	*	24	5-5	1.000	0-0	.000	0-2	.000	1	3	4	3.7	4	0	0	2	0	10	4.5	
at Arkansas	02/16/21	*	17	1-1	1.000	0-0	.000	0-0	.000	1	2	3	3.7	0	1	0	3	1	2	4.3	
GEORGIA	02/20/21	*	18	0-0	.000	0-0	.000	0-0	.000	0	1	1	3.5	2	0	0	0	0	0	4.1	
Totals			7	288	31-41	.756	0-0	.000	7-16	.438	25	35	60	3.5	43	6	12	26	5	69	4.1

Games played: 17
 Minutes/game: 16.9
 Points/game: 4.1
 FG Pct: 75.6
 FT Pct: 43.8

Rebounds/game: 3.5
 Assists/game: 0.4
 Turnovers/game: 0.7
 Assist/turnover ratio: 0.5
 Steals/game: 0.3
 Blocks/game: 1.5

GAME HIGHS

Points

2020-21 10, 3x, last vs. S. Carolina (2/3/21)
 Career 19, vs. Auburn (1/18/20)

Rebounds

2020-21 9, 2x, last at Georgia (1/23/21)
 Career 11, vs. Auburn (1/18/20)

Field Goals

2020-21 5, 3x, last vs. So. Carolina (2/3/21)
 Career 9, vs. Auburn (1/18/20)

Field Goal Attempts

2020-21 6, vs. BC (12/3/20)
 Career 9, vs. Auburn (1/18/20)

3-Point Field Goals

2020-21/Career ---

3-Point FG Attempts

2020-21/Career ---

Free Throws

2020-21 2, 3x, last vs. Kentucky (1/9/21)
 Career 2, 6x, last vs. Kentucky (1/9/21)

Free Throw Attempts

2020-21 4, 2x, last vs. Kentucky (1/9/21)
 Career 5, 2x, last vs. Vanderbilt (2/15/20)

Assists

2020-21 2, vs. Stetson (12/6/20)
 Career 2, 2x, last vs. Stetson (12/6/20)

Steals

2020-21 1, 5x, last at Arkansas (2/16/21)
 Career 2, 2x, last vs. Ole Miss (1/14/20)

Blocked Shots

2020-21/Career 5, vs. Tennessee (1/19/21)

Minutes Played

2020-21 27, vs. Tennessee (1/19/21)
 Career 32, vs. Auburn (1/18/20)

PAYNE VS. AUBURN

Opponent	Date	GS	Min	FG	FGA	Pct	3FG	FGA	Pct	FT	FTA	Pct	Off	Def	Tot	PF	FO	A	TO	BLK	STL	Pts
AUBURN	01/18/20	*	32	9	9	1.000	0	0	.000	1	1	1.000	7	4	11	4	0	1	1	1	0	19

#10 NOAH LOCKE

JUNIOR | G | 6-3 | 203 | BALTIMORE, MD. | McDONOGH SCHOOL



OVERVIEW

- Has averaged 10.0 points with a .373 3-point field goal percentage in 67 career appearances.
- An elite shooter who set Florida's freshman record with 81 made 3-pointers, then followed that up with 79 made 3-pointers in the shortened 2019-20 campaign.
- Possesses a 6-foot-8 wingspan and is a dangerous shooter both off the dribble and in catch-and-shoot situations.
- Locke shot .481 from 3-point range in SEC play in 2019-20, tied for the highest in league play by an SEC player with 50+ makes since 1996 (John Jenkins, Vanderbilt).

2020-21 HIGHLIGHTS

- Florida's active career leader in games started and a top-10 3-point shooter in program history, Locke brings a wealth of experience, toughness and shots made to the Gators' backcourt.
- Scored 19 in the win at #11 West Virginia, including 4-for-7 from 3-point range. His two 3-pointers in a 34-second span put UF ahead, 59-58, at the 13:50 mark in the second half after trailing by seven early in the half.
- Hit the go-ahead 3-pointer in the comeback win vs. Ole Miss, part of a 14-0 Florida run to close out the game. Locke scored 10 of his 15 points in the second half.
- Notched his 10th career game with five-plus made 3-pointers, hitting five of six attempts, including four in a five-minute span during the second half.

CAREER STATS

Season	gp-gs	min/avg	Total		3-Point		F-Throws		Rebounds				Scoring							
			fg-fga	pct	fg-fga	pct	ft-fa	pct	off	def	tot	avg	pf	fo	ast	to	blk	stl	pts	avg
2018-19	36-26	913/25.4	113-301	.375	81-214	.379	31-40	.775	22	60	82	2.3	48	0	21	13	0	16	338	9.4
2019-20	31-29	922/29.7	115-268	.429	79-183	.432	20-28	.714	7	71	78	2.5	30	0	22	23	1	20	329	10.6
2020-21	17-16	501/29.5	64-159	.403	41-103	.398	18-24	.750	9	36	45	2.6	28	0	14	18	4	13	187	11.0
TOTAL	84-71	2336/27.8	292-728	.401	201-500	.402	69-92	.750	38	167	205	2.4	106	0	57	54	5	49	854	10.2

GAME-BY-GAME STATS

Opponent	Date	gs	min	Total		3-Pointers		Free throws		Rebounds				pf	a	t/o	blk	stl	pts	avg	
				fg-fga	pct	3fg-fga	pct	ft-fa	pct	off	def	tot	avg								
vs Army West Point	12/02/20	*	29	2-8	.250	1-3	.333	2-2	1.000	1	2	3	3.0	2	0	0	1	1	7	7.0	
vs Boston College	12/03/20	*	25	5-12	.417	2-7	.286	0-0	.000	0	3	3	3.0	1	1	0	0	12	9.5		
STETSON	12/06/20	*	16	5-7	.714	5-6	.833	0-0	.000	0	1	1	2.3	3	0	0	0	15	11.3		
at Florida St.	12/12/20	*	24	2-6	.333	2-5	.400	2-2	1.000	0	0	0	1.8	2	1	3	0	8	10.5		
at Vanderbilt	12/30/20	*	29	4-6	.667	2-3	.667	0-1	.000	0	2	2	1.8	2	1	2	1	10	10.4		
LSU	01/02/21	*	26	3-9	.333	0-5	.000	0-1	.000	0	3	3	2.0	2	0	1	0	6	9.7		
at Alabama	01/05/21	*	30	4-11	.364	3-6	.500	0-1	.000	1	1	2	2.0	2	0	1	0	11	9.9		
KENTUCKY	01/09/21		23	2-7	.286	1-4	.250	0-0	.000	1	0	1	1.9	0	2	0	0	5	9.3		
OLE MISS	01/12/21	*	38	4-8	.500	3-6	.500	4-4	1.000	1	3	4	2.1	2	0	1	0	15	9.9		
at Mississippi St.	01/16/21	*	39	3-10	.300	2-6	.333	0-0	.000	1	1	2	2.1	1	1	0	0	8	9.7		
TENNESSEE	01/19/21	*	35	5-13	.385	2-6	.333	2-3	.667	1	2	3	2.2	3	1	1	0	14	10.1		
at Georgia	01/23/21	*	37	6-12	.500	4-10	.400	0-0	.000	0	2	2	2.2	2	2	2	0	16	10.6		
VANDERBILT	01/27/21	*	35	4-12	.333	3-7	.429	1-2	.500	1	4	5	2.4	1	1	2	0	12	10.7		
at West Virginia	01/30/21	*	26	5-10	.500	4-7	.571	5-6	.833	0	5	5	2.6	3	1	1	0	19	11.3		
SOUTH CAROLINA	02/03/21	*	31	5-9	.556	3-7	.429	2-2	1.000	1	2	3	2.6	0	2	2	1	0	15	11.5	
at Arkansas	02/16/21	*	30	2-9	.222	1-5	.200	0-0	.000	1	1	2	2.6	0	1	0	0	5	11.1		
GEORGIA	02/20/21	*	28	3-10	.300	3-10	.300	0-0	.000	0	4	4	2.6	2	0	2	0	1	9	11.0	
Totals			16	501	64-159	.403	41-103	.398	18-24	.750	9	36	45	2.6	28	14	18	4	13	187	11.0

Games played: 17
 Minutes/game: 29.5
 Points/game: 11.0
 FG Pct: 40.3
 3FG Pct: 39.8
 FT Pct: 75.0

Rebounds/game: 2.6
 Assists/game: 0.8
 Turnovers/game: 1.1
 Assist/turnover ratio: 0.8
 Steals/game: 0.8
 Blocks/game: 0.2

GAME HIGHS

Points	
2020-21	19, at WVU (1/30/21)
Career	27, vs. Texas A&M (1/22/19)
Rebounds	
2020-21	5, 2x, last at WVU (1/30/21)
Career	10, vs. LBSU (12/28/19)
Field Goals	
2020-21	6, at Georgia (1/23/21)
Career	9, vs. Texas A&M (1/22/19)
Field Goal Attempts	
2020-21	13, vs. Tennessee (1/19/21)
Career	18, vs. Texas A&M (1/22/19)
3-Point Field Goals	
2020-21	5, vs. Stetson (12/6/20)
Career	7, vs. Texas A&M (1/22/19)
3-Point FG Attempts	
2020-21	10, 2x, last vs. Georgia (2/20/21)
Career	15, vs. South Carolina (1/5/19)
Free Throws	
2020-21	5, at WVU (1/30/21)
Career	5, 2x, last at WVU (1/30/21)
Free Throw Attempts	
2020-21	6, at WVU (1/30/21)
Career	7, vs. Alabama (1/4/20)
Assists	
2020-21	2, 3x, last vs. So. Carolina (2/3/21)
Career	3, 3x, last at Vanderbilt (2/1/20)
Steals	
2020-21	2, 3x, last at Georgia (1/23/21)
Career	4, vs. Xavier (11/24/19)
Blocked Shots	
2020-21/Career	2, at Vanderbilt (12/30/20)
Minutes Played	
2020-21	39, at Miss. State (1/16/21)
Career	45, vs. Alabama (1/4/20)

LOCKE VS. AUBURN (10.7 PPG, 2.7 3FG)

Opponent	Date	GS	Min	FG	FGA	Pct	3FG	3FGA	Pct	FT	FTA	Pct	Off	Def	Tot	PF	FO	A	TO	Blk	Stl	Pts
at Auburn	2/5/19	*	33	4	9	.444	2	5	.400	0	0	.000	0	2	2	4	0	1	1	0	0	10
vs Auburn	3/16/19		18	3	4	.750	2	3	.667	0	0	.000	0	0	0	0	0	0	0	0	0	8
AUBURN	01/18/20	*	34	5	10	.500	4	7	.571	0	0	.000	0	2	2	0	0	0	1	0	0	14
Totals	3 Games		2	85	12	23	.528	8	15	.533	0	0	.000	0	4	4	4	0	1	2	0	32

#11 KEYONTAE JOHNSON

JUNIOR | F | 6-5 | 229 | NORFOLK, VA. | OAK HILL ACADEMY

OVERVIEW

- Averaged 10.8 points and 6.7 rebounds in 67 games throughout his first two seasons at Florida, totaling 725 points and 450 rebounds.
- Earned All-SEC honors in his sophomore campaign after leading the Gators with 14.0 points per game.
- Enters the 2020-21 campaign with 12 career double-doubles and seven 20-point games. Three of his double-doubles have been 20-point, 10-rebound performances, including 25 points and 11 rebounds in Florida's 2020 win vs. LSU.
- Was the Gators' leading or co-leading scorer in 15 of the team's 31 games last season.

2020-21 HIGHLIGHTS

- The team's leading scorer last season and preseason SEC Player of the Year, Johnson will make his impact felt from the sideline for the rest of this season after his medical emergency at Florida State.
- Had a monster 24-point, 12-rebounds game vs. Boston College, the eighth Gator in the Donovan/White Era to go for 24 and 12, joining Kerry Blackshear, Erik Murphy, Marreese Speights, Joakim Noah, David Lee, Matt Bonner and Greg Stolt.
- Opened the season with a strong 16-point performance vs. Army despite battling foul trouble.



CAREER STATS

Season	gp-gs	min/avg	Total		3-Point		F-Throws		Rebounds				Scoring							
			fg-fga	pct	fg-fga	pct	ft-fga	pct	off	def	tot	avg	pf	fo	ast	to	blk	stl	pts	avg
2018-19	36-20	855/23.8	111-236	.470	23-63	.365	45-70	.643	68	161	229	6.4	84	2	45	48	12	38	290	8.1
2019-20	31-31	970/31.3	166-305	.544	30-79	.380	73-95	.768	54	167	221	7.1	88	0	49	53	10	38	435	14.0
2020-21	4-4	81/20.3	25-39	.641	3-7	.429	11-14	.786	2	16	18	4.5	6	0	5	11	0	4	64	16.0
TOTAL	71-55	1906/26.8	302-580	.521	56-149	.376	129-179	.721	124	344	468	6.6	178	2	99	112	22	80	789	11.1

GAME-BY-GAME STATS

Opponent	Date	gs	min	Total		3-Pointers		Free throws		Rebounds				pf	a	t/o	blk	stl	pts	avg	
				fg-fga	pct	3fg-fga	pct	ft-fga	pct	off	def	tot	avg								
vs Army West Point	12/02/20	*	28	6-10	.600	1-3	.333	3-6	.500	0	3	3	3.0	4	2	5	0	2	16	16.0	
vs Boston College	12/03/20	*	27	10-13	.769	2-3	.667	2-2	1.000	0	12	12	7.5	2	1	4	0	1	24	20.0	
STETSON	12/06/20	*	22	7-13	.538	0-0	.000	5-5	1.000	2	1	3	6.0	0	2	2	0	1	19	19.7	
at Florida St.	12/12/20	*	4	2-3	.667	0-1	.000	1-1	1.000	0	0	0	4.5	0	0	0	0	0	5	16.0	
Totals			4	81	25-39	.641	3-7	.429	11-14	.786	2	16	18	4.5	6	5	11	0	4	64	16.0

Games played: 4
 Minutes/game: 20.3
 Points/game: 16.0
 FG Pct: 64.1
 3FG Pct: 42.9
 FT Pct: 78.6

Rebounds/game: 4.5
 Assists/game: 1.3
 Turnovers/game: 2.8
 Assist/turnover ratio: 0.5
 Steals/game: 1.0

HONORS

- 2020-21 Preseason SEC Player of the Year (Media)
- 2020-21 Preseason All-SEC (Media 1st Team)
- 2019-20 All-SEC (Coaches 1st Team, AP 2nd Team)
- 2019 Charleston Classic MVP
- SEC Player of the Week (11/25/19)
- 2019 Basketball Hall of Fame Invitational MVP

GAME HIGHS


Points	
2020-21	24, vs. BC (12/3/20)
Career	25, vs. LSU (2/26/20)
Rebounds	
2020-21	12, vs. BC (12/3/20)
Career	13, at Alabama (2/16/19)
Field Goals	
2020-21	10, vs. BC (12/3/20)
Career	11, vs. LSU (2/26/20)
Field Goal Attempts	
2020-21	13, 2x, last vs. Stetson (12/6/20)
Career	17, vs. Baylor (1/25/20)
3-Point Field Goals	
2020-21	2, vs. BC (12/3/20)
Career	3, 3x, last at LSU (1/21/20)
3-Point FG Attempts	
2020-21	3, 2x, last vs. BC (12/3/20)
Career	6, at LSU (1/21/20)
Free Throws	
2020-21	5, vs. Stetson (12/6/20)
Career	15, vs. Arkansas (2/18/20)
Free Throw Attempts	
2020-21	6, vs. Army (12/2/20)
Career	17, vs. Arkansas (2/18/20)
Assists	
2020-21	2, 2x, last vs. Stetson (12/6/20)
Career	6, at Texas A&M (2/12/20)
Steals	
2020-21	2, vs. Army (12/2/20)
Career	4, 4x, last vs. Providence (12/17/19)
Blocked Shots	
2020-21	---
Career	3, at Missouri (1/11/20)
Minutes Played	
2020-21	27, 2x, last vs. BC (12/3/20)
Career	39, 2x, last at Georgia (3/4/20)

JOHNSON VS. AUBURN (5.7 PPG, 7.3 RPG)

Opponent	Date	GS	Min	FG	FGA	Pct	3FG	FGA	Pct	FT	FTA	Pct	Off	Def	Tot	PF	FO	A	TO	Blk	Stl	Pts
at Auburn	2/5/19	*	24	2	6	.333	0	1	.000	3	3	1.000	3	7	10	3	0	1	5	0	1	7
vs Auburn	3/16/19	*	33	2	5	.400	1	3	.333	0	0	.000	0	8	8	0	0	1	1	1	0	5
AUBURN	1/18/20	*	23	2	5	.400	1	1	1.000	0	0	.000	0	4	4	3	0	1	0	0	2	5
Totals	3 Games	3	80	6	16	.375	2	5	.400	3	3	1.000	3	19	22	6	0	3	6	1	3	17

#12 COLIN CASTLETON

JUNIOR | F | 6-11 | 231 | DELAND, FLA. | MICHIGAN



OVERVIEW

- A versatile big man who loves to defend and shot-block.
- Averaged 2.3 points and 1.8 rebounds in 44 appearances at Michigan, including a second-round 2019 NCAA Tournament game vs. the Gators.
- Florida native who the Gators recruited out of high school.

2020-21 HIGHLIGHTS

- Two-time SEC Player of the Week, the seventh Gator in program history to earn the honor multiple times in a season and just the second frontcourt player to do so, along with Joakim Noah.
- Led Florida to a win at #11 West Virginia with 21 points, seven rebounds and five blocked shots, shooting 9-for-9 from the free throw line. Scored 15 in the second half while helping limit Derek Culver to seven points on 1-for-5 shooting after the break.
- Had a breakout performance in the win at Vanderbilt with 23 points on 11-for-13 shooting, including five dunks. It marked the best field goal percentage performance on the road in SEC league play (10+ makes) in five seasons (Damian Jones, Vanderbilt, .923, 2/23/16 at Florida). His 17

second-half points alone topped his previous career best of 14, set at Michigan (vs. Houston Baptist).

- Followed that up with a 21-point game vs. LSU, including 19 in the second half. Castleton scored the Gators' first 15 points after halftime over a six-minute span.
- Posted 21 points, 10 rebounds and eight blocked shots in the win vs. Ole Miss, including 14 second-half points. He is one of two major conference players (Mo Bamba) to post a 20/10/8 stat line in league action over the past decade.
- Followed up his eight-block outing vs. Ole Miss with six swats at Mississippi State, becoming the first SEC player with six-plus blocks in back-to-back games since LSU's Jordan Mickey on Jan. 14 and 17, 2015.
- He is the only Gator during the Donovan/White era (1996-present) to post 20+ points in three of his first five career SEC games. He is the fifth player to do so over the first five SEC games of any season throughout their career, joining Erving Walker, Taurean Green, Anthony Roberson and Brett Nelson.
- Made his first collegiate start in his Florida debut, logging nine points and a team-best eight rebounds.

CAREER STATS

Season	gp-gs	min/avg	Total		3-Point		F-Throws		Rebounds				Scoring							
			fg-fga	pct	fg-fga	pct	ft-fa	pct	off	def	tot	avg	pf	fo	ast	to	blk	stl	pts	avg
2018-19*	19-0	65/3.4	9-22	.409	0-3	.000	3-9	.333	8	13	21	1.1	14	0	1	5	4	1	21	1.1
2019-20*	25-0	197/7.9	27-50	.540	0-4	.000	24-29	.828	18	42	60	2.4	19	0	8	13	13	3	78	3.1
2020-21	16-13	386/24.1	82-135	.607	0-0	.000	48-65	.738	39	53	92	5.8	41	0	15	27	42	7	212	13.3
TOTAL	16-13	386/24.1	82-135	.607	0-0	.000	48-65	.738	39	53	92	5.8	41	0	15	27	42	7	212	13.3
All*	60-13	648/10.8	118-207	.570	0-7	.000	75-103	.728	65	108	173	2.9	74	0	24	45	59	11	311	5.2

GAME-BY-GAME STATS

Opponent	Date	gs	min	Total		3-Pointers		Free throws		Rebounds				pf	a	t/o	blk	stl	pts	avg	
				fg-fga	pct	3fg-fga	pct	ft-fa	pct	off	def	tot	avg								
vs Army West Point	12/02/20	*	21	3-4	.750	0-0	.000	3-4	.750	3	5	8	8.0	3	0	1	1	0	9	9.0	
vs Boston College	12/03/20	*	22	1-3	.333	0-0	.000	1-1	1.000	1	1	2	5.0	3	1	1	2	1	3	6.0	
STETSON	12/06/20	*	12	3-4	.750	0-0	.000	1-2	.500	0	1	1	3.7	2	0	0	1	0	7	6.3	
at Florida St.	12/12/20	*	21	3-4	.750	0-0	.000	1-3	.333	4	3	7	4.5	3	0	1	1	2	7	6.5	
at Vanderbilt	12/30/20	*	30	11-13	.846	0-0	.000	1-4	.250	3	2	5	4.6	3	1	0	2	0	23	9.8	
LSU	01/02/21	*	19	7-10	.700	0-0	.000	7-7	1.000	3	3	6	4.8	3	0	1	1	0	21	11.7	
at Alabama	01/05/21	*	26	6-11	.545	0-0	.000	1-3	.333	4	4	8	5.3	3	1	2	0	0	13	11.9	
KENTUCKY	01/09/21	*	24	3-8	.375	0-0	.000	0-0	.000	0	3	3	5.0	2	0	2	1	1	6	11.1	
OLE MISS	01/12/21	*	31	6-12	.500	0-0	.000	9-12	.750	5	5	10	5.6	1	3	3	8	0	21	12.2	
at Mississippi St.	01/16/21	*	33	7-13	.538	0-0	.000	2-3	.667	2	5	7	5.7	3	2	3	6	0	16	12.6	
at Georgia	01/23/21	*	18	7-9	.778	0-0	.000	0-1	.000	2	1	3	5.5	1	3	2	1	1	14	12.7	
VANDERBILT	01/27/21	*	21	6-8	.750	0-0	.000	1-2	.500	2	3	5	5.4	3	1	1	1	0	13	12.8	
at West Virginia	01/30/21	*	27	6-9	.667	0-0	.000	9-9	1.000	4	3	7	5.5	4	1	4	5	0	21	13.4	
SOUTH CAROLINA	02/03/21	*	32	4-12	.333	0-0	.000	3-4	.750	3	4	7	5.6	2	1	1	7	0	11	13.2	
at Arkansas	02/16/21	*	24	4-10	.400	0-0	.000	5-5	1.000	2	4	6	5.7	3	0	1	2	2	13	13.2	
GEORGIA	02/20/21	*	25	5-5	1.000	0-0	.000	4-5	.800	1	6	7	5.8	2	1	4	3	0	14	13.3	
Totals			13	386	82-135	.607	0-0	.000	48-65	.738	39	53	92	5.8	41	15	27	42	7	212	13.3

Games played: 16
 Minutes/game: 24.1
 Points/game: 13.3
 FG Pct: 60.7
 FT Pct: 73.8

Rebounds/game: 5.8
 Assists/game: 0.9
 Turnovers/game: 1.7
 Assist/turnover ratio: 0.6
 Steals/game: 0.4
 Blocks/game: 2.6

HONORS

- SEC Player of the Week (1/4/21; 2/1/21)

GAME HIGHS

Points

2020-21/UF/Career 23, at Vanderbilt (12/30/20)

Rebounds

2020-21/UF/Career 10, vs. Ole Miss (1/12/21)

Field Goals

2020-21/UF/Career 11, at Vanderbilt (12/30/20)

Field Goal Attempts

2020-21/UF/Career 13, 2x, last at Miss. State (1/16/21)

3-Point Field Goals

2020-21/UF/Career ---

3-Point FG Attempts

2020-21/UF ---

Career 1, 7x, last at Ohio State (3/1/20)

Free Throws

2020-21/UF/Career 9, 2x, last at WVU (1/30/21)

Free Throw Attempts

2020-21/UF/Career 12, vs. Ole Miss (1/12/21)

Assists

2020-21/UF 3, 2x, last at Georgia (1/23/21)

Career 3, 3x, last at Georgia (1/23/21)

Steals

2020-21/UF/Career 2, 2x, last at Arkansas (2/16/21)

Blocked Shots

2020-21/UF/Career 8, vs. Ole Miss (1/12/21)

Minutes Played

2020-21/UF/Career 33, at Miss. State (1/16/21)

#15 OSAYI OSIFO

JUNIOR | F | 6-7 | 225 | BEDWORTH PARK, SOUTH AFRICA | EASTERN FLA. STATE COLLEGE

OVERVIEW

- Extremely high motor, one of the hardest-playing guys in the country at the junior college level the past two seasons.
- Helped lead Eastern Florida State College to a 22-11 record in 2019-20, averaging 10.6 points and 7.5 rebounds with a .540 field goal percentage.
- Started 10 games as a freshman and averaged 4.4 points and 3.9 rebounds in 2018-19.
- His name means "God made to overcome pressure."

2020-21 HIGHLIGHTS

- Brings energy and toughness to the Gators' frontcourt.
- Had his best game as a Gator in the win vs. #6 Tennessee, providing solid frontcourt minutes with four points and six rebounds.
- Made his Florida debut in the win vs. Stetson.



CAREER STATS

Season	gp-gs	min/avg	Total		3-Point		F-Throws		Rebounds				Scoring							
			fg-fga	pct	fg-fga	pct	ft-fa	pct	off	def	tot	avg	pf	fo	ast	to	blk	stl	pts	avg
2020-21	12-0	107/8.9	12-20	.600	0-0	.000	6-9	.667	17	18	35	2.9	22	1	4	10	1	2	30	2.5
TOTAL	12-0	107/8.9	12-20	.600	0-0	.000	6-9	.667	17	18	35	2.9	22	1	4	10	1	2	30	2.5

GAME-BY-GAME STATS

Opponent	Date	gs	min	Total		3-Pointers		Free throws		Rebounds				pf	a	t/o	blk	stl	pts	avg
				fg-fga	pct	3fg-fga	pct	ft-fa	pct	off	def	tot	avg							
STETSON	12/06/20	9	0-1	.000	0-0	.000	1-2	.500	2	3	5	5.0	2	0	0	0	0	1	1.0	
at Florida St.	12/12/20	15	0-1	.000	0-0	.000	2-2	1.000	1	2	3	4.0	2	0	1	1	0	2	1.5	
LSU	01/02/21	2	0-0	.000	0-0	.000	0-0	.000	0	1	1	3.0	0	0	0	0	0	0	1.0	
at Alabama	01/05/21	6	1-1	1.000	0-0	.000	1-2	.500	0	0	0	2.3	2	1	0	0	0	3	1.5	
KENTUCKY	01/09/21	4	0-2	.000	0-0	.000	0-0	.000	1	1	2	2.2	0	1	1	0	0	1.2		
OLE MISS	01/12/21	2	0-0	.000	0-0	.000	0-0	.000	0	0	0	1.8	1	0	0	0	0	1.0		
at Mississippi St.	01/16/21	4	0-2	.000	0-0	.000	0-0	.000	0	1	1	1.7	0	0	0	0	0	0.9		
TENNESSEE	01/19/21	12	2-2	1.000	0-0	.000	0-0	.000	4	2	6	2.3	4	1	1	0	0	4	1.3	
at Georgia	01/23/21	15	3-3	1.000	0-0	.000	0-0	.000	3	2	5	2.6	5	0	2	0	0	6	1.8	
VANDERBILT	01/27/21	11	2-2	1.000	0-0	.000	0-0	.000	2	1	3	2.6	4	0	2	0	2	4	2.0	
at West Virginia	01/30/21	13	2-2	1.000	0-0	.000	0-1	.000	1	3	4	2.7	1	0	1	0	0	4	2.2	
at Arkansas	02/16/21	14	2-4	.500	0-0	.000	2-2	1.000	3	2	5	2.9	1	1	2	0	0	6	2.5	
Totals		0	107	12-20	.600	0-0	.000	6-9	.667	17	18	35	2.9	22	4	10	1	2	30	2.5

Games played: 12
 Minutes/game: 8.9
 Points/game: 2.5
 FG Pct: 60.0
 FT Pct: 66.7

Rebounds/game: 2.9
 Assists/game: 0.3
 Turnovers/game: 0.8
 Assist/turnover ratio: 0.4
 Steals/game: 0.2
 Blocks/game: 0.1

GAME HIGHS

Points

2020-21/Career 6, 2x, last at Arkansas (2/16/21)

Rebounds

2020-21/Career 6, vs. Tennessee (1/19/21)

Field Goals

2020-21/Career 3, at Georgia (1/23/21)

Field Goal Attempts

2020-21/Career 4, at Arkansas (2/16/21)

3-Point Field Goals

2020-21/Career ---

3-Point FG Attempts

2020-21/Career ---

Free Throws

2020-21/Career 2, 2x, last at Arkansas (2/16/21)

Free Throw Attempts

2020-21/Career 2, 3x, last at Alabama (1/5/21)

Assists

2020-21/Career 1, 4x, last at Arkansas (2/16/21)

Steals

2020-21/Career 2, vs. Vanderbilt (1/27/21)

Blocked Shots

2020-21/Career 1, at Florida St. (12/12/20)

Minutes Played

2020-21/Career 16, at Georgia (1/23/21)

#22 TYREE APPLEBY

JUNIOR | G | 6-1 | 170 | JACKSONVILLE, ARK. | CLEVELAND STATE

OVERVIEW

- High-scoring point guard who earned All-Horizon League honors as a sophomore.
- Scored 899 points (14.3) and dished 297 assists (4.7) in 63 games at Cleveland State.
- Improved his 3-point shooting percentage and volume in his sophomore year, shooting .389 (74-for-190) in 2018-19 after a .324 (36-for-111) clip his freshman season.
- Scored 20+ points 14 times at CSU and posted one triple-double, tallying 19 points, 11 rebounds and 11 assists vs. UW-Milwaukee.

2020-21 HIGHLIGHTS

- A speedy veteran points guard who moved into the starting lineup on Jan. 9 vs. Kentucky.
- Has come up big in both of the Gators' wins vs. ranked opponents, dishing

a season-best seven assists in both games while tallying 13 points vs. #6 Tennessee and 12 at #11 West Virginia.

- Posted his first 20-point game as a Gator at Mississippi State, including a perfect 11-for-11 performance from the free throw line, the most made free throws without a miss by a Florida player since KeVaughn Allen hit all 11 attempts vs. Gonzaga on Nov. 24, 2017.
- Gave the Gators a spark in his Florida debut, scoring all 15 of his points in the second half in the win over Army.
- Had another double-figure scoring outing at Vanderbilt with 13 points in the Florida win.
- Led the Gators with 18 points at Alabama, including 16 in the second half.
- Picked the opposing guard's pocket vs. Stetson and left the fastbreak alley-oop off the glass for Scottie Lewis, earning #6 on SportsCenter's Top 10 plays.



HONORS

- 2019 All-Horizon League (2nd Team)
- 2018 Horizon League All-Tournament Team
- 2018 Horizon League All-Freshman Team

CAREER STATS

Season	gp-gs	min/avg	Total		3-Point		F-Throws		Rebounds				Scoring							
			fg-fga	pct	fg-fga	pct	ft-fta	pct	off	def	tot	avg	pf	fo	ast	to	blk	stl	pts	avg
2017-18*	34-25	874/25.7	129-292	.442	36-111	.324	106-148	.716	17	65	82	2.4	68	0	135	115	8	44	400	11.8
2018-19*	29-29	885/30.5	147-350	.420	74-190	.389	131-168	.780	10	98	108	3.7	48	1	162	100	9	42	499	17.2
2020-21	17-10	474/27.9	55-125	.440	18-52	.346	55-67	.821	3	49	52	3.1	39	0	56	52	3	28	183	10.8
TOTAL	17-10	474/27.9	55-125	.440	18-52	.346	55-67	.821	3	49	52	3.1	39	0	56	52	3	28	183	10.8
All*	80-64	2233/27.9	331-767	.432	128-353	.363	292-383	.762	30	212	242	3.0	155	1	353	267	20	114	1082	13.5

GAME-BY-GAME STATS

Opponent	Date	gs	min	Total		3-Pointers		Free throws		Rebounds				Other							
				fg-fga	pct	3fg-fga	pct	ft-fta	pct	off	def	tot	avg	pf	a	t/o	blk	stl	pts	avg	
vs Army West Point	12/02/20		22	4-6	.667	1-3	.333	6-7	.857	0	1	1	1.0	3	3	2	0	1	15	15.0	
vs Boston College	12/03/20		20	2-5	.400	0-1	.000	2-2	1.000	0	0	0	0.5	4	3	5	0	2	6	10.5	
STETSON	12/06/20		20	0-2	.000	0-2	.000	2-3	.667	0	2	2	1.0	1	2	1	0	4	2	7.7	
at Florida St.	12/12/20		24	2-7	.286	2-4	.500	0-0	.000	0	2	2	1.3	3	1	5	0	1	6	7.3	
at Vanderbilt	12/30/20		27	4-8	.500	1-3	.333	4-4	1.000	1	3	4	1.8	3	3	0	0	2	13	8.4	
LSU	01/02/21		23	1-3	.333	0-2	.000	0-0	.000	0	3	3	2.0	2	5	5	0	0	2	7.3	
at Alabama	01/05/21		30	6-12	.500	2-4	.500	4-4	1.000	1	4	5	2.4	1	3	3	1	2	18	8.9	
KENTUCKY	01/09/21	*	23	4-9	.444	1-3	.333	1-3	.333	1	1	2	2.4	2	1	3	0	0	10	9.0	
OLE MISS	01/12/21	*	32	2-4	.500	0-0	.000	1-2	.500	0	7	7	2.9	3	2	2	0	2	5	8.6	
at Mississippi St.	01/16/21	*	37	4-7	.571	1-3	.333	11-11	1.000	0	2	2	2.8	2	2	0	0	20	9.7		
TENNESSEE	01/19/21	*	27	5-9	.556	2-4	.500	1-2	.500	0	4	4	2.9	2	7	3	0	3	13	10.0	
at Georgia	01/23/21	*	29	5-11	.455	1-1	1.000	3-6	.500	0	3	3	2.9	3	3	1	1	4	14	10.3	
VANDERBILT	01/27/21	*	33	3-6	.500	2-5	.400	4-4	1.000	0	2	2	2.8	2	6	3	1	0	12	10.5	
at West Virginia	01/30/21	*	31	3-9	.333	0-1	.000	6-7	.857	0	5	5	3.0	2	7	3	0	3	12	10.6	
SOUTH CAROLINA	02/03/21	*	37	2-9	.222	2-5	.400	0-1	.000	0	4	4	3.1	1	4	2	0	3	6	10.3	
at Arkansas	02/16/21	*	37	6-14	.429	1-7	.143	3-3	1.000	0	1	1	2.9	1	2	7	0	1	16	10.6	
GEORGIA	02/20/21	*	22	2-4	.500	2-4	.500	7-8	.875	0	5	5	3.1	4	2	5	0	0	13	10.8	
Totals			10	474	55-125	.440	18-52	.346	55-67	.821	3	49	52	3.1	39	56	52	3	28	183	10.8

Games played: 17
 Minutes/game: 27.9
 Points/game: 10.8
 FG Pct: 44.0
 3FG Pct: 34.6
 FT Pct: 82.1

Rebounds/game: 3.1
 Assists/game: 3.3
 Turnovers/game: 3.1
 Assist/turnover ratio: 1.1
 Steals/game: 1.6
 Blocks/game: 0.2

GAME HIGHS

Points

2020-21/UF	20, at Miss. State (1/16/21)
Career	37, vs. Bowling Green (12/5/18)

Rebounds

2020-21/UF	7, vs. Ole Miss (1/12/21)
Career	11, vs. UW-Milwaukee (2/9/19)

Field Goals

2020-21/UF	6, 2x, last at Arkansas (2/16/21)
Career	13, vs. Bowling Green (12/5/18)

Field Goal Attempts

2020-21/UF	14, at Arkansas (2/16/21)
Career	20, at UW-Green Bay (1/5/19)

3-Point Field Goals

2019-20	2, 6x, last vs. Georgia (2/20/21)
Career	7, 2x, last at UW-Mil. (1/3/19)

3-Point FG Attempts

2020-21/UF	7, at Arkansas (2/16/21)
Career	12, 2x, last at UW-GB (2/7/19)

Free Throws

2020-21/UF	11, at Miss. State (1/16/21)
Career	12, 2x, last at Ill. State (12/16/18)

Free Throw Attempts

2020-21/UF	11, at Miss. State (1/16/21)
Career	15, vs. Northern Kentucky (3/3/18)

Assists

2020-21/UF	7, 2x, last at WVU (1/30/21)
Career	11, 2x, last vs. IUPUI (2/16/19)

Steals

2020-21/UF	4, 2x, last at Georgia (1/23/21)
Career	4, 4x, last at Georgia (1/23/21)

Blocked Shots

2020-21/UF	1, 3x, last vs. Vanderbilt (1/27/21)
Career	2, 2x, last vs. No. Ky. (2/3/18)

Minutes Played

2020-21/UF	37, 3x, last at Arkansas (2/16/21)
Career	38, 2x, last vs. UW-Mil. (2/9/19)

#23 SCOTTIE LEWIS

SOPHOMORE | G | 6-5 | 189 | HAZLET, N.J. | RANNEY SCHOOL

OVERVIEW

- Athletic wing with explosive bounce and an exceptional finisher.
- A tenacious defender with an outstanding motor and competitive attitude.
- Averaged 8.5 points per game as a freshman and had 10 double-digit scoring games, including six games with 15+ points.
- Posted a double-double with 15 points and 10 rebounds vs. Alabama, helping the Gators rally from 21 down to defeat the Tide.
- The first guard to lead Florida in blocked shots in a season, totaling 36 in 2019-20.

2020-21 HIGHLIGHTS

- Figures to be a major component of the Gators' up-tempo style, particularly in the press.
- Stuffed the box score with 16 points, five rebounds, four assists, two blocked shots and a steal at Vanderbilt.
- Earned his first double-double of the season and second of his career with 10 points and 10 rebounds vs. Stetson to go along with a career-best six assists. Also earned #6 on SportsCenter's Top 10 plays with a fastbreak alley-oop off the glass from Tyree Appleby.
- Matched his career highs with 19 points and three blocked shots at Florida State to go with a personal best 4-for-5 shooting performance from 3-point range.



CAREER STATS

Season	gp-gs	min/avg	Total		3-Point		F-Throws		Rebounds				Scoring							
			fg-fga	pct	fg-fga	pct	ft-fa	pct	off	def	tot	avg	pf	fo	ast	to	blk	stl	pts	avg
2019-20	30-22	872/29.1	83-188	.441	22-61	.361	67-82	.817	30	78	108	3.6	67	0	23	34	36	36	255	8.5
2020-21	13-8	349/26.8	37-80	.463	8-24	.333	32-43	.744	10	40	50	3.8	32	1	24	24	17	22	114	8.8
TOTAL	43-30	1221/28.4	120-268	.448	30-85	.353	99-125	.792	40	118	158	3.7	99	1	47	58	53	58	369	8.6

GAME-BY-GAME STATS

Opponent	Date	gs	min	Total		3-Pointers		Free throws		Rebounds				pf	a	t/o	blk	stl	pts	avg	
				fg-fga	pct	3fg-fga	pct	ft-fa	pct	off	def	tot	avg								
vs Army West Point	12/02/20	*	25	2-3	.667	0-0	.000	4-5	.800	0	2	2	2.0	3	0	1	1	2	8	8.0	
vs Boston College	12/03/20	*	32	4-6	.667	1-1	1.000	5-8	.625	0	5	5	3.5	1	0	3	2	2	14	11.0	
STETSON	12/06/20	*	24	2-5	.400	0-2	.000	6-6	1.000	4	6	10	5.7	1	6	1	1	1	10	10.7	
at Florida St.	12/12/20	*	39	6-13	.462	4-5	.800	3-5	.600	2	2	4	5.3	3	3	5	3	2	19	12.8	
at Vanderbilt	12/30/20	*	32	5-8	.625	2-4	.500	4-4	1.000	0	5	5	5.2	4	4	1	2	1	16	13.4	
LSU	01/02/21	*	38	5-10	.500	0-3	.000	7-9	.778	2	3	5	5.2	1	2	0	0	2	17	14.0	
at Alabama	01/05/21	*	20	1-6	.167	0-1	.000	0-0	.000	0	1	1	4.6	4	0	3	2	1	2	12.3	
KENTUCKY	01/09/21	*	32	1-4	.250	0-0	.000	0-0	.000	2	1	3	4.4	2	0	1	2	1	2	11.0	
VANDERBILT	01/27/21		28	5-8	.625	0-2	.000	0-2	.000	0	1	1	4.0	2	4	1	0	4	10	10.9	
at West Virginia	01/30/21		24	3-5	.600	1-1	1.000	0-0	.000	0	4	4	4.0	2	2	0	1	1	7	10.5	
SOUTH CAROLINA	02/03/21		13	0-4	.000	0-2	.000	1-2	.500	0	3	3	3.9	3	2	2	1	1	1	9.6	
at Arkansas	02/16/21		15	2-2	1.000	0-0	.000	0-0	.000	0	3	3	3.8	5	0	2	0	3	4	9.2	
GEORGIA	02/20/21		27	1-6	.167	0-3	.000	2-2	1.000	0	4	4	3.8	1	1	4	2	1	4	8.8	
Totals			8	349	37-80	.463	8-24	.333	32-43	.744	10	40	50	3.8	32	24	24	17	22	114	8.8

Games played: 13
 Minutes/game: 26.8
 Points/game: 8.8
 FG Pct: 46.3
 3FG Pct: 33.3
 FT Pct: 74.4

Rebounds/game: 3.8
 Assists/game: 1.8
 Turnovers/game: 1.8
 Assist/turnover ratio: 1.0
 Steals/game: 1.7
 Blocks/game: 1.3

HONORS

- 2019-20 SEC All-Freshman Team
- SEC Freshman of the Week (1/6/20)

GAME HIGHS

Points	Rebounds	Field Goals	3-Point Field Goals	3-Point FG Attempts	Free Throws	Free Throw Attempts	Assists	Steals	Blocked Shots	Minutes Played
2020-21	19, at Florida St. (12/12/20)	10, vs. Stetson (12/6/20)	4, at Florida St. (12/12/20)	5, at Florida St. (12/12/20)	7, vs. LSU (1/2/21)	9, vs. LSU (1/2/21)	6, vs. Stetson (12/6/20)	4, vs. Vanderbilt (1/27/21)	3, at Florida St. (12/12/20)	39, 2x, last vs. LSU (1/2/21)
Career	19, 2x, last at FSU (12/12/20)	10, 2x, last vs. Stetson (12/6/20)	4, at Florida St. (12/12/20)	5, 3x, last at Florida St. (12/12/20)	8, 2x, last vs. Kentucky (3/7/20)	10, vs. Kentucky (3/7/20)	6, vs. Stetson (12/6/20)	4, 2x, last vs. Vanderbilt (1/27/21)	3, 5x, last at Florida St. (12/12/20)	

LEWIS VS. AUBURN

Opponent	Date	GS	Min	FG	FGA	Pct	3FG	FGA	Pct	FT	FTA	Pct	Off	Def	Tot	PF	FO	A	TO	Blk	Stl	Pts
AUBURN	01/18/20		12	1	1	1.000	0	0	.000	2	2	1.000	0	0	0	3	0	0	0	2	0	4

#33 JASON JITOBOH

SOPHOMORE | C | 6-11 | 285 | ABUJA, NIGERIA | HAMILTON HEIGHTS (TENN.)

OVERVIEW

- A rim protector with fantastic size and a good feel for the game.
- Has a soft touch around the basket and is a solid passer in the post.
- Appeared in 21 games as a freshman, averaging 1.8 points per game.

2020-21 HIGHLIGHTS

- Provides size and depth in the post for the Gators as he competes for a larger role this season.
- Made the most of the opportunity for additional minutes vs. Tennessee, providing energy and a solid interior presence along with a dunk, three rebounds and a blocked shot.
- Chipped in a basket in the win at #11 West Virginia on a drop-step lay-in.



CAREER STATS

Season	gp-gs	min/avg	Total		3-Point		F-Throws		Rebounds					Scoring						
			fg-fga	pct	fg-fga	pct	ft-fa	pct	off	def	tot	avg	pf	fo	ast	to	blk	stl	pts	avg
2019-20	21-0	133/6.3	15-29	.517	0-0	.000	8-17	.471	13	15	28	1.3	22	0	0	5	7	0	38	1.8
2020-21	8-0	33/4.1	2-5	.400	0-0	.000	0-0	.000	1	5	6	0.8	5	0	0	1	1	1	4	0.5
TOTAL	29-0	166/5.7	17-34	.500	0-0	.000	8-17	.471	14	20	34	1.2	27	0	0	6	8	1	42	1.4

GAME-BY-GAME STATS

Opponent	Date	gs	min	Total		3-Pointers		Free throws		Rebounds					pf	a	t/o	blk	stl	pts	avg
				fg-fga	pct	3fg-fga	pct	ft-fa	pct	off	def	tot	avg								
vs Boston College	12/03/20	1		0-0	.000	0-0	.000	0-0	.000	0	1	1	1.0	1	0	0	0	0	0	0	0.0
STETSON	12/06/20	4		0-0	.000	0-0	.000	0-0	.000	0	2	2	1.5	0	0	1	0	0	0	0	0.0
at Mississippi St.	01/16/21	2		0-0	.000	0-0	.000	0-0	.000	0	0	0	1.0	0	0	0	0	0	0	0	0.0
TENNESSEE	01/19/21	13		1-3	.333	0-0	.000	0-0	.000	1	2	3	1.5	3	0	0	1	1	2	0.5	
VANDERBILT	01/27/21	5		0-0	.000	0-0	.000	0-0	.000	0	0	0	1.2	0	0	0	0	0	0	0	0.4
at West Virginia	01/30/21	5		1-2	.500	0-0	.000	0-0	.000	0	0	0	1.0	1	0	0	0	0	2	0.7	
SOUTH CAROLINA	02/03/21	1		0-0	.000	0-0	.000	0-0	.000	0	0	0	0.9	0	0	0	0	0	0	0	0.6
GEORGIA	02/20/21	2		0-0	.000	0-0	.000	0-0	.000	0	0	0	0.8	0	0	0	0	0	0	0	0.5
Totals		0	33	2-5	.400	0-0	.000	0-0	.000	1	5	6	0.8	5	0	1	1	1	4	0.5	

Games played: 8
 Minutes/game: 4.1
 Points/game: 0.5
 FG Pct: 40.0

Rebounds/game: 0.8
 Turnovers/game: 0.1
 Steals/game: 0.1
 Blocks/game: 0.1

GAME HIGHS

Points
 2020-21 2, 2x, last at WVU (1/30/21)
 Career 6, vs. LSU (2/26/20)

Rebounds
 2020-21 3, vs. Tennessee (1/19/21)
 Career 5, at Tennessee (2/29/20)

Field Goals
 2020-21 1, 2x, last at WVU (1/30/21)
 Career 3, vs. LSU (2/26/20)

Field Goal Attempts
 2020-21 3, vs. Tennessee (1/19/21)
 Career 4, vs. Arkansas (2/18/20)

3-Point Field Goals
 2020-21/Career ---

3-Point FG Attempts
 2020-21/Career ---

Free Throws
 2020-21 ---
 Career 3, vs. LBSU (12/28/19)

Free Throw Attempts
 2020-21 ---
 Career 6, vs. LBSU (12/28/19)

Assists
 2020-21 ---
 Career ---

Steals
 2020-21/Career 1, vs. Tennessee (1/19/21)

Blocked Shots
 2020-21 1, vs. Tennessee (1/19/21)
 Career 1, 8x, last vs. Tennessee (1/19/21)

Minutes Played
 2020-21 13, vs. Tennessee (1/19/21)
 Career 16, vs. Arkansas (2/18/20)

#44 NIELS LANE

FRESHMAN | G | 6-5 | 206 | FREEHOLD, N.J. | ROSELLE CATHOLIC

OVERVIEW

- Four-star slashing wing who can finish at all three levels.
- An explosive, tough and hard-nosed player who defends and rebounds his position well.
- At his best offensively in transition, known as an elite finisher on the break.

2020-21 HIGHLIGHTS

- Part of a deep backcourt that will key the Gators' up-tempo attack on both ends of the floor.
- Took advantage of extended minutes in the win vs. #6 Tennessee, chipping in six points and five rebounds.
- Made his debut in the win vs. Boston College, picking up his first collegiate points on an offensive rebound and put-back. Followed it up with a solid six-point outing vs. Stetson.



CAREER STATS

Season	gp-gs	min/avg	Total		3-Point		F-Throws		Rebounds					Scoring						
			fg-fga	pct	fg-fga	pct	ft-fa	pct	off	def	tot	avg	pf	fo	ast	to	blk	stl	pts	avg
2020-21	11-0	61/5.5	5-18	.278	0-7	.000	5-6	.833	2	7	9	0.8	5	0	3	0	1	2	15	1.4
TOTAL	11-0	61/5.5	5-18	.278	0-7	.000	5-6	.833	2	7	9	0.8	5	0	3	0	1	2	15	1.4

GAME-BY-GAME STATS

Opponent	Date	gs	min	Total		3-Pointers		Free throws		Rebounds					pf	a	t/o	blk	stl	pts	avg
				fg-fga	pct	3fg-fga	pct	ft-fa	pct	off	def	tot	avg								
vs Boston College	12/03/20	7	1-1	1.000	0-0	.000	0-0	.000	2	0	2	2.0	1	0	0	1	0	0	2	2.0	
STETSON	12/06/20	10	2-5	.400	0-1	.000	2-2	1.000	0	1	1	1.5	2	1	0	0	0	0	6	4.0	
at Florida St.	12/12/20	2	0-1	.000	0-1	.000	0-0	.000	0	0	0	1.0	0	0	0	0	0	0	0	2.7	
at Vanderbilt	12/30/20	8	0-1	.000	0-1	.000	1-2	.500	0	1	1	1.0	0	1	0	0	1	1	2.3		
LSU	01/02/21	5	0-1	.000	0-0	.000	0-0	.000	0	0	0	0.8	1	0	0	0	0	0	1.8		
at Alabama	01/05/21	2	0-0	.000	0-0	.000	0-0	.000	0	0	0	0.7	0	1	0	0	0	0	1.5		
KENTUCKY	01/09/21	2	0-0	.000	0-0	.000	0-0	.000	0	0	0	0.6	0	0	0	0	0	0	1.3		
TENNESSEE	01/19/21	18	2-7	.286	0-3	.000	2-2	1.000	0	5	5	1.1	1	0	0	0	1	6	1.9		
at Georgia	01/23/21	3	0-0	.000	0-0	.000	0-0	.000	0	0	0	1.0	0	0	0	0	0	0	1.7		
SOUTH CAROLINA	02/03/21	2	0-1	.000	0-1	.000	0-0	.000	0	0	0	0.9	0	0	0	0	0	0	1.5		
at Arkansas	02/16/21	2	0-1	.000	0-0	.000	0-0	.000	0	0	0	0.8	0	0	0	0	0	0	1.4		
Totals		0	61	5-18	.278	0-7	.000	5-6	.833	2	7	9	0.8	5	3	0	1	2	15	1.4	

Games played: 11
 Minutes/game: 5.5
 Points/game: 1.4
 FG Pct: 27.8
 3FG Pct: 0.0
 FT Pct: 83.3

Rebounds/game: 0.8
 Assists/game: 0.3
 Assist/turnover ratio: 99.9
 Steals/game: 0.2
 Blocks/game: 0.1

GAME HIGHS

Points

2020-21/Career 6, 2x, last vs. Tennessee (1/19/21)

Rebounds

2020-21/Career 5, vs. Tennessee (1/19/21)

Field Goals

2020-21/Career 2, 2x, last vs. Tennessee (1/19/21)

Field Goal Attempts

2020-21/Career 7, vs. Tennessee (1/19/21)

3-Point Field Goals

2020-21/Career ---

3-Point FG Attempts

2020-21/Career 3, vs. Tennessee (1/19/21)

Free Throws

2020-21/Career 2, 2x, last vs. Tennessee (1/19/21)

Free Throw Attempts

2020-21/Career 2, 3x, last vs. Tennessee (1/19/21)

Assists

2020-21/Career 1, 3x, last at Alabama (1/5/21)

Steals

2020-21/Career 1, 2x, last vs. Tennessee (1/19/21)

Blocked Shots

2020-21/Career 1, vs. Boston College (12/3/20)

Minutes Played

2020-21/Career 18, vs. Tennessee (1/19/21)

WALK-ONS

#3 ALEX KLATSKY

FRESHMAN | G | 6-4 | 185 | COLTS NECK, N.J. | RANNEY SCHOOL



OVERVIEW

- An elite shooter who can help stretch defenses and brings high-level winning experience both in high school and AAU.
- Took a developmental redshirt year in 2019-20.
- Four-year varsity starter and two-year captain, part of 104 wins in his career.
- Teammates with Scottie Lewis in high school and middle school.

2020-21 HIGHLIGHTS

- Gives the Gators depth at the shooting guard position.
- Made his first appearance as a Gator in the win vs. Stetson.

CAREER STATS

Season	gp-gs	min/avg	Total		3-Point		F-Throws		Rebounds				Scoring								
			fg-fga	pct	fg-fga	pct	ft-fga	pct	off	def	tot	avg	pf	fo	ast	to	blk	stl	pts	avg	
2020-21	3-0	6/2.0	0-2	.000	0-2	.000	0-0	.000	0	0	0	0.0	0	0	0	0	0	0	0	0	0.0
TOTAL	3-0	6/2.0	0-2	.000	0-2	.000	0-0	.000	0	0	0	0.0	0	0	0	0	0	0	0	0	0.0

GAME-BY-GAME STATS

Opponent	Date	gs	min	Total		3-Pointers		Free throws		Rebounds				pf	a	t/o	blk	stl	pts	avg
				fg-fga	pct	3fg-fga	pct	ft-fga	pct	off	def	tot	avg							
STETSON	12/06/20	4	0-1	.000	0-1	.000	0-0	.000	0	0	0	0.0	0	0	0	0	0	0	0	0.0
at Alabama	01/05/21	1	0-0	.000	0-0	.000	0-0	.000	0	0	0	0.0	0	0	0	0	0	0	0	0.0
TENNESSEE	01/19/21	1	0-1	.000	0-1	.000	0-0	.000	0	0	0	0.0	0	0	0	0	0	0	0	0.0
Totals		6	0-2	.000	0-2	.000	0-0	.000	0	0	0	0.0	0	0	0	0	0	0	0	0.0

#20 JACK MAY

FRESHMAN | G | 6-4 | 175 | BOCA RATON, FLA. | SAINT ANDREW'S SCHOOL



OVERVIEW

- Brings winning experience to the Gators as a walk-on.
- Helped Saint Andrew's to the 2020 3A state championship, getting a pair of key baskets and a steal in the final minutes of the game.
- Named to Palm Beach Post's All-County second team for small schools, averaging 10.6 points per game as a senior.
- While growing up, his father, Dusty, was on Mike White's staff for seven seasons at Louisiana Tech (2011-15) and Florida (2015-18). Dusty has been Florida Atlantic's head coach since 2018.

2020-21 HIGHLIGHTS

- Provides backcourt depth for the Gators.
- Made his first appearance as a Gator in the win vs. Stetson.

CAREER STATS

Season	gp-gs	min/avg	Total		3-Point		F-Throws		Rebounds				Scoring								
			fg-fga	pct	fg-fga	pct	ft-fga	pct	off	def	tot	avg	pf	fo	ast	to	blk	stl	pts	avg	
2020-21	3-0	3/1.0	0-0	.000	0-0	.000	0-0	.000	0	1	1	0.3	1	0	0	0	0	0	0	0	0.0
TOTAL	3-0	3/1.0	0-0	.000	0-0	.000	0-0	.000	0	1	1	0.3	1	0	0	0	0	0	0	0	0.0

GAME-BY-GAME STATS

Opponent	Date	gs	min	Total		3-Pointers		Free throws		Rebounds				pf	a	t/o	blk	stl	pts	avg
				fg-fga	pct	3fg-fga	pct	ft-fga	pct	off	def	tot	avg							
STETSON	12/06/20	1	0-0	.000	0-0	.000	0-0	.000	0	1	1	1.0	1	0	0	0	0	0	0	0.0
at Alabama	01/05/21	1	0-0	.000	0-0	.000	0-0	.000	0	0	0	0.5	0	0	0	0	0	0	0	0.0
TENNESSEE	01/19/21	1	0-0	.000	0-0	.000	0-0	.000	0	0	0	0.3	0	0	0	0	0	0	0	0.0
Totals		3	0-0	.000	0-0	.000	0-0	.000	0	1	1	0.3	1	0	0	0	0	0	0	0.0

2020-21 Box Scores



Official Basketball Box Score - Final
Georgia at Florida
 02/20/21 Exactech Arena at Stephen C. O'Connell Center, Gainesville
 2020-21 Men's Basketball

Game Time: 3:30 PM
 Game Duration: 2:04
 Attendance: 2,345

Officials: Joe Lindsay, Vladimir Voyard-Tadai, K.B. Burdett Jr.

Georgia - 63

Record: 13-9 (6-9)

NO.	Name	Min	FG		3P		FT		Rebounds		Fouls		TP	AS	TO	ST	Blocks		+/-
			M-A	M-A	M-A	M-A	OR	DR	TOT	PF	FD	BS					BA		
24	P.J. Horne	F 34:54	0-5	0-3	1-2	3	2	5	2	6	1	0	0	1	0	1	0	1	-4
5	Justin Kier	G 29:03	1-10	0-3	0-0	0	2	2	4	0	2	0	4	2	0	2	0	-3	
14	Tye Fagan	G 27:24	6-8	1-2	1-3	2	4	6	2	2	14	0	1	2	0	0	0	0	
2	Sahvir Wheeler	38:08	9-17	1-4	8-9	0	4	4	2	6	27	4	1	5	0	0	-1		
10	Toumani Camara	20:19	3-8	1-3	0-0	0	5	5	5	0	7	1	4	0	1	0	-4		
0	K.D. Johnson	21:15	3-11	1-4	1-2	1	3	4	2	1	8	3	0	2	0	3	-7		
4	Andrew Garcia	06:12	0-2	0-0	0-0	0	1	1	1	0	0	0	0	0	0	1	-6		
11	Jaxon Etter	14:01	2-2	0-0	0-0	1	0	1	2	1	4	1	1	0	0	0	3		
25	Tyron McMillan	06:52	0-1	0-1	0-0	0	0	0	2	0	0	0	0	0	0	0	-7		
23	Mikal Starks	01:52	0-0	0-0	0-0	1	0	1	1	0	0	0	1	0	0	0	-6		
Team						0	2	2			0								
Totals			24-64	4-20	11-16	8	23	31	23	16	63	9	12	12	1	7	-7		

Shooting By Period		
1 st FG%	10-31	32.3%
3PT%	1-12	8.3%
FT%	2-3	66.7%
2 nd FG%	14-33	42.4%
3PT%	3-8	37.5%
FT%	9-13	69.2%
GM FG%	24-64	37.5%
3PT%	4-20	20.0%
FT%	11-16	68.8%

Dead Ball Rebounds: 4, 1

Technical Fouls: NONE

Florida - 70

Record: 11-6 (7-5)

NO.	Name	Min	FG		3P		FT		Rebounds		Fouls		TP	AS	TO	ST	Blocks		+/-
			M-A	M-A	M-A	M-A	OR	DR	TOT	PF	FD	BS					BA		
4	Anthony Duruji	F 23:28	3-7	0-1	0-3	3	6	9	1	2	6	1	0	1	2	0	10		
5	Omar Payne	F 17:30	0-0	0-0	0-0	0	1	1	2	0	0	0	0	0	0	0	-5		
1	Tre Mann	G 30:29	4-7	1-2	4-4	0	3	3	2	3	13	3	2	3	0	0	12		
10	Noah Locke	G 28:24	3-10	3-10	0-0	0	4	4	2	3	9	0	2	1	0	0	-3		
22	Tyree Appleby	G 22:26	2-4	2-4	7-8	0	5	4	6	13	2	5	0	0	0	6			
0	Ques Glover	18:01	4-5	0-1	3-3	0	2	2	1	3	11	1	2	0	0	3			
2	Samson Ruzhentsev	06:08	0-5	0-2	0-0	1	0	1	1	2	0	0	0	0	0	1	-6		
12	Colin Castleton	24:52	5-5	0-0	4-5	1	6	7	2	3	14	1	4	0	3	9			
23	Scottie Lewis	26:50	1-6	0-3	2-2	0	4	4	1	1	4	1	4	1	2	0	3		
33	Jason Jitoboh	01:52	0-0	0-0	0-0	0	0	0	0	0	0	0	0	0	0	6			
Team						2	2	4			0		1						
Totals			22-49	6-23	20-25	7	33	40	16	23	70	9	20	6	7	1	7		

Shooting By Period		
1 st FG%	12-25	48.0%
3PT%	5-10	50.0%
FT%	8-10	80%
2 nd FG%	10-24	41.7%
3PT%	1-13	7.7%
FT%	12-15	80%
GM FG%	22-49	44.9%
3PT%	6-23	26.1%
FT%	20-25	80.0%

Dead Ball Rebounds: 1, 0

Technical Fouls: NONE

	UGA	FLA
Biggest lead	1 (1 st 15:50)	18 (1 st 5:37)
Best Scoring Run	7 (2 nd 2:19)	13 (1 st 8:39)
Lead Changes	2	
Times Tied	0	
Time with Lead	03:07	36:04

Points from	UGA	FLA
Turnovers	17	10
Paint	40	28
Second Chance	4	6
Fast Breaks	18	12
Bench	12	29

Period by Period Scoring			
	1st	2nd	TOT
UGA	23	40	63
FLA	37	33	70

2020-21 MISCELLANEOUS STATS

TIMES LED UP IN SCORING

<i>Includes times co-led</i>	Season	Career
Colin Castleton	5	5
Tre Mann	4	4
Tyree Appleby	3	3
Keyontae Johnson	2	18
Noah Locke	1	10
Scottie Lewis	1	4
Anthony Duruji	1	1
Ques Glover	0	1
Omar Payne	0	1

TIMES LED UP IN REBOUNDING

<i>Includes times co-led</i>	Season	Career
Colin Castleton	6	6
Tre Mann	5	5
Omar Payne	3	4
Anthony Duruji	2	2
Keyontae Johnson	1	26
Scottie Lewis	1	4
Noah Locke	1	3

TIMES LED UP IN ASSISTS

<i>Includes times co-led</i>	Season	Career
Tre Mann	8	8
Tyree Appleby	6	6
Scottie Lewis	2	2
Colin Castleton	1	1
Keyontae Johnson	0	3
Noah Locke	0	3

DOUBLE-FIGURE SCORING GAMES

	Season	Career
Tre Mann	14	19
Noah Locke	10	43
Colin Castleton	10	10
Tyree Appleby	9	9
Scottie Lewis	6	15
Keyontae Johnson	3	37
Omar Payne	3	5
Anthony Duruji	2	2
Ques Glover	1	4

20-POINT GAMES

	Season	Career
Colin Castleton	4	4
Keyontae Johnson	1	8
Tyree Appleby	1	1
Tre Mann	1	1
Noah Locke	0	3

30-POINT GAMES

	Season	Career
None		

DOUBLE-FIGURE REBOUNDING GAMES

	Season	Career
Keyontae Johnson	1	14
Scottie Lewis	1	2
Colin Castleton	1	1
Tre Mann	1	1
Noah Locke	0	1
Omar Payne	0	1

DOUBLE-FIGURE ASSIST GAMES

	Season	Career
None		

DOUBLE-DOUBLES

	Season	Career
Keyontae Johnson	1	13
Scottie Lewis	1	2
Colin Castleton	1	1
Noah Locke	0	1
Omar Payne	0	1

TRIPLE-DOUBLES

	Season	Career
None		

DUNKS (TOTAL: 57)

	Season	Career
Omar Payne	19	44
Colin Castleton	19	19
Anthony Duruji	8	8
Keyontae Johnson	4	53
Scottie Lewis	4	13
Osayi Osifo	2	2
Jason Jitoboh	1	3
Noah Locke	0	2

CHARGES DRAWN (TOTAL: 7)

	Season	Career
Tre Mann	3	8
Samson Ruzhentsev	3	3
Keyontae Johnson	2	25
Tyree Appleby	2	2
Ques Glover	0	2
Noah Locke	0	1

POINT DISTRIBUTION (%)

Freshmen	72	5.6%
Sophomores	473	36.5%
Juniors	752	57.9%
Seniors	---	---
TOTAL	1,297	

TECHNICAL FOULS

Opponents	4
Florida	6

SHOT CLOCK EXPIRED

Opponents	5
Florida	6

10-SECOND VIOLATION

Opponents	1
Florida	0

FIRST OFF THE BENCH

<i>Includes all if multiple players enter</i>	Season	Career
Omar Payne	5	15
Tyree Appleby	4	4
Ques Glover	4	12
Scottie Lewis	3	9
Jason Jitoboh	2	5
Colin Castleton	2	2
Osayi Osifo	2	2
Samson Ruzhentsev	2	2
Noah Locke	1	9
Anthony Duruji	1	1
Keyontae Johnson	0	9
Tre Mann	0	9

SCORED UP'S FIRST POINTS

	Season	Career
Tre Mann	5	5
Noah Locke	4	14
Tyree Appleby	3	3
Keyontae Johnson	2	10
Anthony Duruji	2	2
Omar Payne	1	3
Scottie Lewis	0	3

HOW UF'S FIRST POINTS SCORED

3-Pointer	9
Jump Shot	4
Layup	2
Dunk	1
Free Throw	0

OLD FASHIONED 3-POINT PLAYS

<i>Ordered by most conversions</i>	Season	Career
Scottie Lewis	5-6	8-11
Colin Castleton	3-4	3-4
Keyontae Johnson	2-2	16-22
Tre Mann	2-2	4-5
Tyree Appleby	2-3	2-3
Ques Glover	1-1	3-6
Neils Lane	1-1	1-1
Noah Locke	0-1	2-3
Omar Payne	0-0	1-3
TOTALS	16-20	40-58
	.800	.690

4-POINT PLAYS

<i>Ordered by most conversions</i>	Season	Career
Noah Locke	0-0	1-1
Ques Glover	0-0	0-1
TOTALS	0-0	1-2

3-POINTER STREAK - TEAM

Florida:	120 (at SC, 1/18/17)
Opponents:	731 (FAMU,12/4/99)

PLAYERS IN DOUBLE FIGURES

Players	Games
1	0
2	3
3	3
4	6
5	4

RUNS OF 10-0 OR BETTER

Run	Occurrences
10-0	0
11-0	1
12-0	1
13-0	4
14-0	1
15-0	0

Largest run: 14-0, vs. Ole Miss, 1/12/21

LINEUPS AND RECORD

<i>(Listed by position 1-5; Ordered by most wins)</i>	
Mann, Locke, Lewis, Johnson, Castleton	3-1
Mann, Locke, Lewis, Duruji, Castleton	2-1
Appleby, Mann, Locke, Duruji, Payne	3-1
Appleby, Mann, Locke, Castleton, Payne	2-1
Appleby, Mann, Locke, Duruji, Castleton	1-0
Appleby, Mann, Lewis, Duruji, Castleton	0-1

2020-21 MISCELLANEOUS STATS

STREAKS

Streak stats below are consecutive team games; i.e., a player's streak starts over if he misses a game.

GAMES PLAYED

Noah Locke 84, Tre Mann 42, Omar Payne 18, Tyree Appleby 17, Anthony Duruji 17, Ques Glover 11, Colin Castleton 6, Scottie Lewis 5, Samson Ruzhentsev 5, Jason Jitoboh 1

STARTS

Tre Mann 17, Tyree Appleby 10, Noah Locke 9, Omar Payne 7, Anthony Duruji 2

GAMES SCORED

Tre Mann 25, Noah Locke 21, Tyree Appleby 17, Anthony Duruji 16, Colin Castleton 5, Scottie Lewis 5, Ques Glover 1

GAMES WITH A 3-POINTER

Noah Locke 11, Tre Mann 6, Tyree Appleby 3

GAMES WITH A REBOUND

Omar Payne 17, Anthony Duruji 16, Tre Mann 16, Tyree Appleby 14, Noah Locke 12, Colin Castleton 6, Scottie Lewis 5, Ques Glover 1, Samson Ruzhentsev 1

GAMES WITH AN ASSIST

Tyree Appleby 17, Tre Mann 17, Colin Castleton 1, Anthony Duruji 1, Ques Glover 1, Scottie Lewis 1

CONSECUTIVE MADE FREE THROWS

	Active	Season High
Keyontae Johnson	9	9
Ques Glover	8	8
Tre Mann	7	12
Tyree Appleby	4	12
Colin Castleton	3	9
Scottie Lewis	3	8
Noah Locke	2	6
Osayi Osifo	2	3
Niels Lane	2	2
Samson Ruzhentsev	1	3
Anthony Duruji	0	5
Omar Payne	0	3

SCORING MARGIN

Largest Lead: 47, 86-39 vs. Stetson, 12/6/20

Largest Deficit: 25, 66-41 vs. Kentucky, 1/9/21

Largest Deficit Overcome: 12, 27-15 vs. Army, 12/2/20

Largest Lead Lost: 9, 23-14, at Florida State, 12/12/20

Largest Margin of Victory: 46, vs. Stetson, 12/6/20

Largest Margin of Defeat: 18, vs. Kentucky, 1/9/21

SITUATIONAL RECORDS

	2020-21	Under White
Scoring First	3-2	74-35
Leading at Half	8-1	97-24
Trailing at Half	2-5	18-43
Tied at Half	1-0	4-4
Leading with 5:00 Left	9-1	108-11
Trailing with 5:00 Left	1-5	9-57
Tied with 5:00 Left	1-0	2-3
In Overtime	0-0	5-4
In Double Overtime	0-0	2-0
When UF Outrebounds Opponent	8-1	65-22
When UF is Outrebounded	2-5	45-46
When Rebounds are the Same	1-0	8-3
When UF Commits More Turnovers	4-4	24-27
When UF Forces More Turnovers	5-2	83-41
When Turnovers are the Same	2-0	11-4
When UF Has More Free Throw Attempts	4-1	76-25
When Opponent Has More Free Throw Attempts	6-4	36-40
When Free Throw Attempts are the Same	1-1	7-6
When UF Shoots 45% or Better from the Field	9-0	73-8
When UF Shoots Less Than 45% from the Field	2-6	46-62
When Opponent Shoots 45% or Better from the Field	1-5	18-40
When Opponent Shoots Less Than 45% from the Field	10-1	101-31
When UF Shoots Same or Better Than Opponent from the Field	11-0	100-11
When Opponent Shoots Better Than UF from the Field	0-6	19-60
When UF Shoots 40% or Better from 3-Point Range	5-3	44-12
When UF Shoots Less Than 40% from 3-Point Range	6-3	73-58
When UF Shoots Better Than Opponent from 3-Point Range	8-3	79-16
When UF Shoots 75% or Better from the Line	7-2	50-26
When UF Shoots Less Than 75% from the Line	4-4	69-44
When UF Bench Equals or Outscores Opponent's	6-2	84-39
When Opponent Bench Outscores UF's	5-4	34-32
Following a UF win	6-4	69-49
Following a UF loss	4-2	46-21
When 3 or More Players Score in Double Figures	10-3	101-46
When 4 or More Players Score in Double Figures	8-2	59-17
When 5 or More Players Score in Double Figures	4-0	22-1
In White Uniforms	7-3	74-32
In Blue Uniforms	3-2	24-20
In Orange Uniforms	0-0	14-15
In Black Uniforms	1-1	7-4
In November	0-0	23-8
In December	4-1	21-12
In January	6-3	32-19
In February	1-2	26-18
In March	0-0	12-14
On Sunday	1-0	6-6
On Monday	0-0	3-1
On Tuesday	2-2	24-16
On Wednesday	3-1	22-10
On Thursday	1-0	15-0
On Friday	0-0	11-5
On Saturday	4-3	38-34



2020-21 Florida Men's Basketball Combined Team Statistics All games

Game Records

Record	Overall	Home	Away	Neutral
ALL GAMES	11-6	6-2	3-4	2-0
CONFERENCE	7-5	5-2	2-3	0-0
NON-CONFERENCE	4-1	1-0	1-1	2-0

Score by Periods

Team	1st	2nd	OT	TOT
Florida	616	681	0	1297
Opponents	569	635	0	1204

Team Box Score

No.	Player	Total			3-Point		F-Throw		Rebounds				PF DQ A TO			BLK	STL	PTS	AVG			
		GP-GS	MIN	AVG	FG-FGA	FG%	3FG-FGA	3FG%	FT-FTA	FT%	OFF	DEF	TOT	AVG	P					D	A	T
11	JOHNSON, Keyontae	4-4	79:49	20.0	25-39	.641	3-7	.429	11-14	.786	2	16	18	4.5	6	0	5	11	0	4	64	16.0
1	MANN, Tre	17-17	521:58	30.7	81-198	.409	29-74	.392	48-58	.828	10	80	90	5.3	45	0	61	47	2	27	239	14.1
12	CASTLETON, Colin	16-13	387:05	24.2	82-135	.607	0-0	.000	48-65	.738	39	53	92	5.8	41	0	15	27	42	7	212	13.3
10	LOCKE, Noah	17-16	501:55	29.5	64-159	.403	41-103	.398	18-24	.750	9	36	45	2.6	28	0	14	18	4	13	187	11.0
22	APPLEBY, Tyree	17-10	473:35	27.9	55-125	.440	18-52	.346	55-67	.821	3	49	52	3.1	39	0	56	52	3	28	183	10.8
23	LEWIS, Scottie	13-8	349:47	26.9	37-80	.463	8-24	.333	32-43	.744	10	40	50	3.8	32	1	24	24	17	22	114	8.8
4	DURUJI, Anthony	17-10	349:59	20.6	40-97	.412	10-34	.294	10-19	.526	26	43	69	4.1	42	1	10	18	10	10	100	5.9
5	PAYNE, Omar	17-7	286:40	16.9	31-41	.756	0-0	.000	7-16	.438	25	35	60	3.5	43	0	6	12	26	5	69	4.1
0	GLOVER, Ques	16-0	141:42	8.9	17-40	.425	3-10	.300	10-11	.909	2	10	12	0.8	15	0	10	13	0	6	47	2.9
2	RUZHENTSEV, Samson	13-0	98:00	7.5	11-31	.355	7-22	.318	4-5	.800	5	5	10	0.8	8	0	1	4	1	1	33	2.5
15	OSIFO, Osayi	12-0	107:35	9.0	12-20	.600	0-0	.000	6-9	.667	17	18	35	2.9	22	1	4	10	1	2	30	2.5
44	LANE, Niels	11-0	61:21	5.6	5-18	.278	0-7	.000	5-6	.833	2	7	9	0.8	5	0	3	0	1	2	15	1.4
33	JITOBOH, Jason	8-0	32:14	4.0	2-5	.400	0-0	.000	0-0	.000	1	5	6	0.8	5	0	0	1	1	1	4	0.5
20	MAY, Jack	3-0	02:37	0.9	0-0	.000	0-0	.000	0-0	.000	0	1	1	0.3	1	0	0	0	0	0	0	0.0
3	KLATSKY, Alex	3-0	05:43	1.9	0-2	.000	0-2	.000	0-0	.000	0	0	0	0.0	0	0	0	0	0	0	0	0.0
Team											27	38	65					8				
Total		17	3400		462-990	.467	119-335	.355	254-337	.754	178	436	614	36.1	332	3	209	245	108	128	1297	76.3
Opponents		17	3408		425-1005	.423	104-325	.320	250-363	.689	200	390	590	34.7	314	6	215	251	52	130	1204	70.8

Team Statistics

	UF	OPP
Scoring	1297	1204
Points per game	76.3	70.8
Scoring margin	+5.5	-
Field goals-att	462-990	425-1005
Field goal pct	.467	.423
3 point fg-att	119-335	104-325
3-point FG pct	.355	.320
3-pt FG made per game	7.0	6.1
Free throws-att	254-337	250-363
Free throw pct	.754	.689
F-Throws made per game	14.9	14.7
Rebounds	614	590
Rebounds per game	36.1	34.7
Rebounding margin	+1.4	-
Assists	209	215
Assists per game	12.3	12.6
Turnovers	245	251
Turnovers per game	14.4	14.8
Turnover margin	+0.4	-
Assist/turnover ratio	0.9	0.9
Steals	128	130
Steals per game	7.5	7.6
Blocks	108	52
Blocks per game	6.4	3.1
Winning streak	1	-
Home win streak	1	-
Attendance	18293	12948
Home games-Avg/Game	8-2287	7-1850
Neutral site-Avg/Game	-	2-0

Team Results

Date	Opponent		Score	Att.
12/02/2020	vs Army West Point	W	76-69	0
12/03/2020	vs Boston College	W	90-70	0
12/06/2020	Stetson	W	86-40	2193
12/12/2020	at Florida St.	L	71-83	2761
12/30/2020	at Vanderbilt	W	91-72	94
01/02/2021	LSU	W	83-79	2211
01/05/2021	at Alabama	L	71-86	2055
01/09/2021	Kentucky	L	58-76	2324
01/12/2021	Ole Miss	W	72-63	2254
01/16/2021	at Mississippi St.	L	69-72	1000
01/19/2021	Tennessee	W	75-49	2280
01/23/2021	at Georgia	W	92-84	1638
01/27/2021	Vanderbilt	W	78-71	2404
01/30/2021	at West Virginia	W	85-80	1000
02/03/2021	South Carolina	L	66-72	2282
02/16/2021	at Arkansas	L	64-75	4400
02/20/2021	Georgia	W	70-63	2345



2020-21 Florida Men's Basketball Combined Team Statistics In Conference games

Game Records

Record	Overall	Home	Away	Neutral
ALL GAMES	7-5	5-2	2-3	0-0
CONFERENCE	7-5	5-2	2-3	0-0
NON-CONFERENCE	0-0	0-0	0-0	0-0

Score by Periods

Team	1st	2nd	OT	TOT
Florida	430	459	0	889
Opponents	399	463	0	862

Team Box Score

No.	Player				Total		3-Point		F-Throw		Rebounds								PTS	AVG		
		GP-GS	MIN	AVG	FG-FGA	FG%	3FG-FGA	3FG%	FT-FTA	FT%	OFF	DEF	TOT	AVG	PF	DQ	A	TO			BLK	STL
12	CASTLETON, Colin	11-8	283:11	25.7	66-111	.595	0-0	.000	33-46	.717	27	40	67	6.1	26	0	13	20	32	4	165	15.0
1	MANN, Tre	12-12	380:49	31.7	56-142	.394	19-53	.358	36-44	.818	9	60	69	5.8	30	0	39	35	2	21	167	13.9
22	APPLEBY, Tyree	12-9	358:15	29.9	44-96	.458	15-41	.366	39-48	.813	3	39	42	3.5	26	0	40	36	3	17	142	11.8
10	LOCKE, Noah	12-11	380:27	31.7	45-116	.388	27-75	.360	9-14	.643	8	25	33	2.8	17	0	11	14	3	10	126	10.5
4	DURUJI, Anthony	12-10	284:24	23.7	37-82	.451	10-27	.370	8-13	.615	23	33	56	4.7	28	0	9	16	10	9	92	7.7
23	LEWIS, Scottie	8-4	206:11	25.8	20-48	.417	2-15	.133	14-19	.737	4	21	25	3.1	22	1	13	14	9	14	56	7.0
5	PAYNE, Omar	12-6	200:49	16.7	20-25	.800	0-0	.000	7-14	.500	19	26	45	3.8	29	0	3	7	18	3	47	3.9
0	GLOVER, Ques	11-0	99:45	9.1	14-29	.483	2-7	.286	6-7	.857	1	6	7	0.6	10	0	6	10	0	6	36	3.3
2	RUZHENTSEV, Samson	9-0	68:27	7.6	9-23	.391	6-16	.375	2-2	1.000	4	4	8	0.9	5	0	0	3	0	0	26	2.9
15	OSIFO, Osayi	9-0	70:30	7.8	10-16	.625	0-0	.000	3-4	.750	13	10	23	2.6	17	1	4	8	0	2	23	2.6
44	LANE, Niels	8-0	41:14	5.2	2-11	.182	0-5	.000	3-4	.750	0	6	6	0.8	2	0	2	0	0	2	7	0.9
33	JITOBHOH, Jason	5-0	22:21	4.5	1-3	.333	0-0	.000	0-0	.000	1	2	3	0.6	3	0	0	0	1	1	2	0.4
20	MAY, Jack	2-0	01:49	0.9	0-0	.000	0-0	.000	0-0	.000	0	0	0	0.0	0	0	0	0	0	0	0	0.0
3	KLATSKY, Alex	2-0	01:49	0.9	0-1	.000	0-1	.000	0-0	.000	0	0	0	0.0	0	0	0	0	0	0	0	0.0
Team											18	28	46					7				
Total		12	2400		324-703	.461	81-240	.338	160-215	.744	130	300	430	35.8	215	2	140	170	78	89	889	74.1
Opponents		12	2408		318-728	.437	66-210	.314	160-230	.696	146	275	421	35.1	210	4	149	165	42	94	862	71.8

Team Statistics

	UF	OPP
Scoring	889	862
Points per game	74.1	71.8
Scoring margin	+2.3	-
Field goals-att	324-703	318-728
Field goal pct	.461	.437
3 point fg-att	81-240	66-210
3-point FG pct	.338	.314
3-pt FG made per game	6.8	5.5
Free throws-att	160-215	160-230
Free throw pct	.744	.696
F-Throws made per game	13.3	13.3
Rebounds	430	421
Rebounds per game	35.8	35.1
Rebounding margin	+0.8	-
Assists	140	149
Assists per game	11.7	12.4
Turnovers	170	165
Turnovers per game	14.2	13.8
Turnover margin	-0.4	-
Assist/turnover ratio	0.8	0.9
Steals	89	94
Steals per game	7.4	7.8
Blocks	78	42
Blocks per game	6.5	3.5
Winning streak	1	-
Home win streak	1	-
Attendance	16100	9187
Home games-Avg/Game	7-2300	5-1837
Neutral site-Avg/Game	-	0-0

Team Results

Date	Opponent		Score	Att.
12/30/2020	at Vanderbilt	W	91-72	94
01/02/2021	LSU	W	83-79	2211
01/05/2021	at Alabama	L	71-86	2055
01/09/2021	Kentucky	L	58-76	2324
01/12/2021	Ole Miss	W	72-63	2254
01/16/2021	at Mississippi St.	L	69-72	1000
01/19/2021	Tennessee	W	75-49	2280
01/23/2021	at Georgia	W	92-84	1638
01/27/2021	Vanderbilt	W	78-71	2404
02/03/2021	South Carolina	L	66-72	2282
02/16/2021	at Arkansas	L	64-75	4400
02/20/2021	Georgia	W	70-63	2345



2020-21 Florida Men's Basketball
Category Leaders
All games

Points

##	Player	G	Pts	Pts/G
1	Mann, Tre	17	239	14.1
12	Castleton, Colin	16	212	13.3
10	Locke, Noah	17	187	11.0
22	Appleby, Tyree	17	183	10.8
23	Lewis, Scottie	13	114	8.8
4	Duruji, Anthony	17	100	5.9
5	Payne, Omar	17	69	4.1
11	Johnson, Keyontae	4	64	16.0
0	Glover, Ques	16	47	2.9
2	Ruzhentsev, Samson	13	33	2.5
15	Osifo, Osayi	12	30	2.5
44	Lane, Niels	11	15	1.4
33	Jitoboh, Jason	8	4	0.5

Scoring Average

##	Player	G	Pts	Pts/G
11	Johnson, Keyontae	4	64	16.0
1	Mann, Tre	17	239	14.1
12	Castleton, Colin	16	212	13.3
10	Locke, Noah	17	187	11.0
22	Appleby, Tyree	17	183	10.8
23	Lewis, Scottie	13	114	8.8
4	Duruji, Anthony	17	100	5.9
5	Payne, Omar	17	69	4.1
0	Glover, Ques	16	47	2.9
2	Ruzhentsev, Samson	13	33	2.5
15	Osifo, Osayi	12	30	2.5
44	Lane, Niels	11	15	1.4
33	Jitoboh, Jason	8	4	0.5

Field Goal Percentage

##	Player	FG	Att	Pct
5	Payne, Omar	31	41	.756
11	Johnson, Keyontae	25	39	.641
12	Castleton, Colin	82	135	.607
15	Osifo, Osayi	12	20	.600
23	Lewis, Scottie	37	80	.463
22	Appleby, Tyree	55	125	.440
0	Glover, Ques	17	40	.425
4	Duruji, Anthony	40	97	.412
1	Mann, Tre	81	198	.409
10	Locke, Noah	64	159	.403
33	Jitoboh, Jason	2	5	.400
2	Ruzhentsev, Samson	11	31	.355
44	Lane, Niels	5	18	.278

Field Goal Attempts

##	Player	G	Att	Att/G
1	Mann, Tre	17	198	11.6
10	Locke, Noah	17	159	9.4
12	Castleton, Colin	16	135	8.4
22	Appleby, Tyree	17	125	7.4
4	Duruji, Anthony	17	97	5.7

Field Goals Made

##	Player	G	Made	Made/G
12	Castleton, Colin	16	82	5.1
1	Mann, Tre	17	81	4.8
10	Locke, Noah	17	64	3.8
22	Appleby, Tyree	17	55	3.2
4	Duruji, Anthony	17	40	2.4



**2020-21 Florida Men's Basketball
Category Leaders
All games**

3-Point FG Percentage

##	Player	3FG	Att	Pct
11	Johnson, Keyontae	3	7	.429
10	Locke, Noah	41	103	.398
1	Mann, Tre	29	74	.392
22	Appleby, Tyree	18	52	.346
23	Lewis, Scottie	8	24	.333
2	Ruzhentsev, Samson	7	22	.318
0	Glover, Ques	3	10	.300
4	Duruji, Anthony	10	34	.294

3-Point FG Attempts

##	Player	G	Att	Att/G
10	Locke, Noah	17	103	6.1
1	Mann, Tre	17	74	4.4
22	Appleby, Tyree	17	52	3.1
4	Duruji, Anthony	17	34	2.0
23	Lewis, Scottie	13	24	1.8

3-Point FG Made

##	Player	G	Made	Made/G
10	Locke, Noah	17	41	2.4
1	Mann, Tre	17	29	1.7
22	Appleby, Tyree	17	18	1.1
4	Duruji, Anthony	17	10	0.6
23	Lewis, Scottie	13	8	0.6

Free Throw Percentage

##	Player	Made	Att	Pct
0	Glover, Ques	10	11	.909
44	Lane, Niels	5	6	.833
1	Mann, Tre	48	58	.828
22	Appleby, Tyree	55	67	.821
2	Ruzhentsev, Samson	4	5	.800
11	Johnson, Keyontae	11	14	.786
10	Locke, Noah	18	24	.750
23	Lewis, Scottie	32	43	.744
12	Castleton, Colin	48	65	.738
15	Osifo, Osayi	6	9	.667
4	Duruji, Anthony	10	19	.526
5	Payne, Omar	7	16	.438

Free Throw Attempts

##	Player	G	Att	Att/G
22	Appleby, Tyree	17	67	3.9
12	Castleton, Colin	16	65	4.1
1	Mann, Tre	17	58	3.4
23	Lewis, Scottie	13	43	3.3
10	Locke, Noah	17	24	1.4

Free Throws Made

##	Player	G	Made	Made/G
22	Appleby, Tyree	17	55	3.2
1	Mann, Tre	17	48	2.8
12	Castleton, Colin	16	48	3.0
23	Lewis, Scottie	13	32	2.5
10	Locke, Noah	17	18	1.1

Rebounds

##	Player	G	Reb	Reb/G
12	Castleton, Colin	16	92	5.8
1	Mann, Tre	17	90	5.3
4	Duruji, Anthony	17	69	4.1
5	Payne, Omar	17	60	3.5
22	Appleby, Tyree	17	52	3.1

Assists

##	Player	G	Ast	Ast/G
1	Mann, Tre	17	61	3.6
22	Appleby, Tyree	17	56	3.3
23	Lewis, Scottie	13	24	1.8
12	Castleton, Colin	16	15	0.9
10	Locke, Noah	17	14	0.8

Rebounds Average

##	Player	G	Reb	Reb/G
12	Castleton, Colin	16	92	5.8
1	Mann, Tre	17	90	5.3
11	Johnson, Keyontae	4	18	4.5
4	Duruji, Anthony	17	69	4.1
23	Lewis, Scottie	13	50	3.8

Steals

##	Player	G	Stl	Stl/G
22	Appleby, Tyree	17	28	1.6
1	Mann, Tre	17	27	1.6
23	Lewis, Scottie	13	22	1.7
10	Locke, Noah	17	13	0.8
4	Duruji, Anthony	17	10	0.6



2020-21 Florida Men's Basketball
Category Leaders
All games

Offensive Rebounds

##	Player	G	OReb	OReb/G
12	Castleton, Colin	16	39	2.4
4	Duruji, Anthony	17	26	1.5
5	Payne, Omar	17	25	1.5
15	Osifo, Osayi	12	17	1.4
1	Mann, Tre	17	10	0.6

Blocked Shots

##	Player	G	Blk	Blk/G
12	Castleton, Colin	16	42	2.6
5	Payne, Omar	17	26	1.5
23	Lewis, Scottie	13	17	1.3
4	Duruji, Anthony	17	10	0.6
10	Locke, Noah	17	4	0.2

Defensive Rebounds

##	Player	G	DReb	DReb/G
1	Mann, Tre	17	80	4.7
12	Castleton, Colin	16	53	3.3
22	Appleby, Tyree	17	49	2.9
4	Duruji, Anthony	17	43	2.5
23	Lewis, Scottie	13	40	3.1

Minutes

##	Player	G	Min	Min/G
1	Mann, Tre	17	522	30:42
10	Locke, Noah	17	502	29:31
22	Appleby, Tyree	17	474	27:51
12	Castleton, Colin	16	387	24:12
4	Duruji, Anthony	17	350	20:35

Fouls

##	Player	G	PF	PF/G
1	Mann, Tre	17	45	2.6
5	Payne, Omar	17	43	2.5
4	Duruji, Anthony	17	42	2.5
12	Castleton, Colin	16	41	2.6
22	Appleby, Tyree	17	39	2.3

Turnovers

##	Player	G	TO	TO/G
22	Appleby, Tyree	17	52	3.1
1	Mann, Tre	17	47	2.8
12	Castleton, Colin	16	27	1.7
23	Lewis, Scottie	13	24	1.8
10	Locke, Noah	17	18	1.1

Foul Outs

##	Player	G	FO
23	Lewis, Scottie	13	1
4	Duruji, Anthony	17	1
15	Osifo, Osayi	12	1



**2020-21 Florida Men's Basketball
Team Game-by-Game
All games**

Opponent	Date	Score	W	Total		3-Pointers		Free throws		Rebounds										
				FG-FGA	PCT	3FG-FGA	PCT	FT-FTA	PCT	OFF	DEF	TOT	AVG	PF	A	TO	BLK	STL	PTS	AVG
vs Army West Point	12/02/2020	76-69	W	24-50	.480	4-15	.267	24-36	.667	7	27	34	34.0	22	10	14	4	12	76	76.0
vs Boston College	12/03/2020	90-70	W	35-62	.565	7-17	.412	13-16	.813	7	28	35	34.5	23	13	17	6	8	90	83.0
Stetson	12/06/2020	86-40	W	28-62	.452	9-23	.391	21-24	.875	14	30	44	37.7	24	17	11	6	8	86	84.0
at Florida St.	12/12/2020	71-83	L	25-59	.424	10-23	.435	11-16	.688	10	24	34	36.8	24	14	20	8	6	71	80.8
at Vanderbilt	12/30/2020	91-72	W	34-55	.618	7-17	.412	16-25	.640	8	28	36	36.6	23	14	14	9	9	91	82.8
LSU	01/02/2021	83-79	W	29-58	.500	5-21	.238	20-23	.870	13	22	35	36.3	20	9	13	2	5	83	82.8
at Alabama	01/05/2021	71-86	L	27-68	.397	9-20	.450	8-14	.571	15	24	39	36.7	19	14	14	4	9	71	81.1
Kentucky	01/09/2021	58-76	L	21-56	.375	9-20	.450	7-13	.538	13	17	30	35.9	12	10	16	4	4	58	78.3
Ole Miss	01/12/2021	72-63	W	22-51	.431	6-14	.429	22-26	.846	10	29	39	36.2	11	9	10	10	6	72	77.6
at Mississippi St.	01/16/2021	69-72	L	25-61	.410	5-19	.263	14-16	.875	6	20	26	35.2	17	11	11	7	5	69	76.7
Tennessee	01/19/2021	75-49	W	31-63	.492	6-19	.316	7-11	.636	14	30	44	36.0	22	15	15	7	11	75	76.5
at Georgia	01/23/2021	92-84	W	37-65	.569	7-18	.389	11-17	.647	16	25	41	36.4	19	14	14	5	10	92	77.8
Vanderbilt	01/27/2021	78-71	W	28-54	.519	10-23	.435	12-16	.750	8	21	29	35.8	22	16	15	5	7	78	77.8
at West Virginia	01/30/2021	85-80	W	26-54	.481	8-17	.471	25-30	.833	10	27	37	35.9	24	15	13	6	5	85	78.4
South Carolina	02/03/2021	66-72	L	25-62	.403	7-25	.280	9-15	.600	8	27	35	35.9	15	13	12	12	8	66	77.5
at Arkansas	02/16/2021	64-75	L	23-61	.377	4-21	.190	14-14	1.000	12	24	36	35.9	19	6	16	6	9	64	76.7
Georgia	02/20/2021	70-63	W	22-49	.449	6-23	.261	20-25	.800	7	33	40	36.1	16	9	20	7	6	70	76.3
Total		1297		462-990	.467	119-335	.355	254-337	.754	178	436	614	36.1	332	209	245	108	128	1297	76.3
Opponents		1204		425-1005	.423	104-325	.320	250-363	.689	200	390	590	34.7	314	215	251	52	130	1204	70.8

Florida Averages

Games Played	Points/game	FG Pct	3FG Pct	FT Pct	Rebounds/game	Assists/game	Turnovers/game	Assist/Turnover ratio	Steals/game	Blocks/game
17	76.3	46.7	35.5	75.4	36.1	12.3	14.4	0.9	7.5	6.4



**2020-21 Florida Men's Basketball
Opponents Game-by-Game
All games**

Opponent	Date	Score	W	Total		3-Pointers		Free throws		Rebounds				Other Stats						
				FG-FGA	PCT	3FG-FGA	PCT	FT-FTA	PCT	OFF	DEF	TOT	AVG	PF	A	TO	BLK	STL	PTS	AVG
vs Army West Point	12/02/2020	76-69	W	24-56	.429	10-24	.417	11-19	.579	9	26	35	35.0	27	15	20	0	7	69	69.0
vs Boston College	12/03/2020	90-70	W	22-53	.415	8-24	.333	18-29	.621	7	23	30	32.5	17	11	17	2	10	70	69.5
Stetson	12/06/2020	86-40	W	10-51	.196	4-23	.174	16-24	.667	14	20	34	33.0	21	6	23	1	5	40	59.7
at Florida St.	12/12/2020	71-83	L	26-54	.481	8-16	.500	23-30	.767	8	25	33	33.0	18	17	16	4	8	83	65.5
at Vanderbilt	12/30/2020	91-72	W	24-58	.414	8-20	.400	16-20	.800	10	18	28	32.0	19	12	16	4	6	72	66.8
LSU	01/02/2021	83-79	W	25-61	.410	7-18	.389	22-25	.880	14	17	31	31.8	20	9	13	2	8	79	68.8
at Alabama	01/05/2021	71-86	L	31-67	.463	8-20	.400	16-21	.762	15	29	44	33.6	18	12	13	6	10	86	71.3
Kentucky	01/09/2021	58-76	L	29-52	.558	6-13	.462	12-13	.923	6	25	31	33.3	14	18	14	7	10	76	71.9
Ole Miss	01/12/2021	72-63	W	23-60	.383	6-14	.429	11-15	.733	10	21	31	33.0	20	8	8	3	4	63	70.9
at Mississippi St.	01/16/2021	69-72	L	29-60	.483	1-8	.125	13-24	.542	15	32	47	34.4	15	14	15	6	6	72	71.0
Tennessee	01/19/2021	75-49	W	17-58	.293	3-18	.167	12-25	.480	17	19	36	34.5	14	11	18	3	6	49	69.0
at Georgia	01/23/2021	92-84	W	32-59	.542	7-23	.304	13-24	.542	10	17	27	33.9	20	22	13	0	5	84	70.3
Vanderbilt	01/27/2021	78-71	W	25-58	.431	8-22	.364	13-18	.722	15	20	35	34.0	17	11	17	2	7	71	70.3
at West Virginia	01/30/2021	85-80	W	25-63	.397	8-28	.286	22-31	.710	16	21	37	34.2	21	17	10	3	6	80	71.0
South Carolina	02/03/2021	66-72	L	31-68	.456	4-19	.211	6-10	.600	13	30	43	34.8	17	10	13	3	10	72	71.1
at Arkansas	02/16/2021	64-75	L	28-63	.444	4-15	.267	15-19	.789	13	24	37	34.9	13	13	13	5	10	75	71.3
Georgia	02/20/2021	70-63	W	24-64	.375	4-20	.200	11-16	.688	8	23	31	34.7	23	9	12	1	12	63	70.8
Total		1204		425-1005	.423	104-325	.320	250-363	.689	200	390	590	34.7	314	215	251	52	130	1204	70.8
Florida		1297		462-990	.467	119-335	.355	254-337	.754	178	436	614	36.1	332	209	245	108	128	1297	76.3

Opponents Averages

Games Played	Points/game	FG Pct	3FG Pct	FT Pct	Rebounds/game	Assists/game	Turnovers/game	Assist/Turnover ratio	Steals/game	Blocks/game
17	70.8	42.3	32.0	68.9	34.7	12.6	14.8	0.9	7.6	3.1



**2020-21 Florida Men's Basketball
Points-rebounds-assists
All games**

Opponent	Date	Score		0	1	2	3	4	5	10	11	12	15	20
				GLOVER,QUE	MANN,TRE	RUZHENTSEV	KLATSKY,AL	DURUJI,ANT	PAYNE,OMAR	LOCKE,NOAH	JOHNSON,KE	CASTLETON,	OSIFO,OSAY	MAY,JACK
vs ARM	12/02/2020	76-69	W	0-0-0	19-6-4	0-0-1	DNP	0-4-0	2-4-0	7-3-0	16-3-2	9-8-0	DNP	DNP
vs BC	12/03/2020	90-70	W	0-0-0	17-2-6	0-0-0	DNP	2-2-0	10-1-1	12-3-1	24-12-1	3-2-1	DNP	DNP
Stet	12/06/2020	86-40	W	5-1-2	10-2-2	5-2-0	0-0-0	2-3-0	4-5-2	15-1-0	19-3-2	7-1-0	1-5-0	0-1-0
at FSU	12/12/2020	71-83	L	4-2-1	17-8-7	DNP	DNP	1-1-1	2-2-0	8-0-1	5-0-0	7-7-0	2-3-0	DNP
at Vandy	12/30/2020	91-72	W	4-1-0	9-10-4	DNP	DNP	11-5-0	4-1-0	10-2-1	DNP	23-5-1	DNP	DNP
LSU	01/02/2021	83-79	W	DNP	19-5-1	DNP	DNP	16-7-1	2-4-0	6-3-0	DNP	21-6-0	0-1-0	DNP
at Bama	01/05/2021	71-86	L	0-2-1	11-6-6	3-0-0	0-0-0	8-6-1	2-1-0	11-2-0	DNP	13-8-1	3-0-1	0-0-0
UK	01/09/2021	58-76	L	3-1-2	7-6-3	8-1-0	DNP	15-3-0	2-6-1	5-1-2	DNP	6-3-0	0-2-1	DNP
OM	01/12/2021	72-63	W	4-0-0	17-7-3	5-2-0	DNP	3-6-1	2-1-0	15-4-0	DNP	21-10-3	0-0-0	DNP
at MSU	01/16/2021	69-72	L	0-0-0	14-2-6	3-2-0	DNP	4-3-0	4-3-0	8-2-1	DNP	16-7-2	0-1-0	DNP
UT	01/19/2021	75-49	W	10-0-1	12-4-3	0-0-0	0-0-0	5-3-1	9-9-1	14-3-1	DNP	DNP	4-6-1	0-0-0
at UGa	01/23/2021	92-84	W	2-1-0	24-6-4	DNP	DNP	6-6-2	10-9-0	16-2-2	DNP	14-3-3	6-5-0	DNP
Vandy	01/27/2021	78-71	W	2-0-1	15-4-2	5-2-0	DNP	5-2-1	0-3-0	12-5-1	DNP	13-5-1	4-3-0	DNP
at WVU	01/30/2021	85-80	W	2-2-1	9-3-3	2-0-0	DNP	3-3-0	4-3-0	19-5-1	DNP	21-7-1	4-4-0	DNP
USC	02/03/2021	66-72	L	0-0-0	17-8-3	0-0-0	DNP	6-2-1	10-4-0	15-3-2	DNP	11-7-1	DNP	DNP
at Ark	02/16/2021	64-75	L	0-0-0	9-8-1	2-0-0	DNP	7-4-0	2-3-1	5-2-1	DNP	13-6-0	6-5-1	DNP
UGa	02/20/2021	70-63	W	11-2-1	13-3-3	0-1-0	DNP	6-9-1	0-1-0	9-4-0	DNP	14-7-1	DNP	DNP

Opponent	Date	Score		22	23	33	44
				APPLEBY,TY	LEWIS,SCOT	JITOBOH,JA	LANE,NIELS
vs ARM	12/02/2020	76-69	W	15-1-3	8-2-0	DNP	DNP
vs BC	12/03/2020	90-70	W	6-0-3	14-5-0	0-1-0	2-2-0
Stet	12/06/2020	86-40	W	2-2-2	10-10-6	0-2-0	6-1-1
at FSU	12/12/2020	71-83	L	6-2-1	19-4-3	DNP	0-0-0
at Vandy	12/30/2020	91-72	W	13-4-3	16-5-4	DNP	1-1-1
LSU	01/02/2021	83-79	W	2-3-5	17-5-2	DNP	0-0-0
at Bama	01/05/2021	71-86	L	18-5-3	2-1-0	DNP	0-0-1
UK	01/09/2021	58-76	L	10-2-1	2-3-0	DNP	0-0-0
OM	01/12/2021	72-63	W	5-7-2	DNP	DNP	DNP
at MSU	01/16/2021	69-72	L	20-2-2	DNP	0-0-0	DNP
UT	01/19/2021	75-49	W	13-4-7	DNP	2-3-0	6-5-0
at UGa	01/23/2021	92-84	W	14-3-3	DNP	DNP	0-0-0
Vandy	01/27/2021	78-71	W	12-2-6	10-1-4	0-0-0	DNP
at WVU	01/30/2021	85-80	W	12-5-7	7-4-2	2-0-0	DNP
USC	02/03/2021	66-72	L	6-4-4	1-3-2	0-0-0	0-0-0
at Ark	02/16/2021	64-75	L	16-1-2	4-3-0	DNP	0-0-0
UGa	02/20/2021	70-63	W	13-5-2	4-4-1	0-0-0	DNP