



# 2022 AUBURN BASEBALL

AUBURN ATHLETICS COMMUNICATIONS: 392 SOUTH DONAHUE DRIVE || AUBURN, AL 36849 || AUBURNTIGERS.COM || @AUBURN\_BASEBALL

## 2022 SCHEDULE

Day	Date	Opponent	Time/Result
Fri	Feb. 18	vs. Oklahoma	L, 0-3
Sat	Feb. 19	vs. #12 Texas Tech	W, 2-1
Sun	Feb. 20	vs. Kansas State	W, 12-1
<b>WED FEB. 23</b>		<b>TROY</b>	<b>W, 13-1</b>
<b>FRI FEB. 25</b>		<b>YALE</b>	<b>W, 9-0</b>
<b>SAT FEB. 26</b>		<b>YALE</b>	<b>W, 4-3</b>
<b>SAT FEB. 26</b>		<b>YALE</b>	<b>L, 4-5 (10)</b>
<b>TUE MAR. 1</b>		<b>ALABAMA STATE</b>	<b>W, 13-7</b>
<b>WED MAR. 2</b>		<b>UAB</b>	<b>W, 16-1</b>
<b>FRI MAR. 4</b>		<b>RHODE ISLAND</b>	<b>W, 7-2</b>
<b>SAT MAR. 5</b>		<b>RHODE ISLAND</b>	<b>W, 16-0</b>
<b>SAT MAR. 5</b>		<b>RHODE ISLAND</b>	<b>W, 12-0</b>
<b>SUN MAR. 6</b>		<b>RHODE ISLAND</b>	<b>W, 14-1</b>
Wed	Mar. 9	vs. Tennessee Tech	W, 4-3
<b>FRI MAR. 11</b>		<b>MIDDLE TENNESSEE</b>	<b>L, 8-10</b>
<b>SAT MAR. 12</b>		<b>MIDDLE TENNESSEE</b>	<b>W, 10-7</b>
<b>SUN MAR. 13</b>		<b>MIDDLE TENNESSEE</b>	<b>L, 3-4 (8)</b>
<b>THU MAR. 17</b>		<b>#1 OLE MISS</b>	<b>L, 6-13</b>
<b>FRI MAR. 18</b>		<b>#1 OLE MISS</b>	<b>W, 19-5</b>
<b>SAT MAR. 19</b>		<b>#1 OLE MISS</b>	<b>L, 2-15</b>
Tue	Mar. 22	vs. South Alabama	W, 13-12
Fri	Mar. 25	at Texas A&M	W, 6-5 (10)
Sat	Mar. 26	at Texas A&M	L, 4-5 (11)
Sun	Mar. 27	at Texas A&M	W, 13-9
<b>TUE MAR. 29</b>		<b>JACKSONVILLE STATE</b>	<b>L, 2-5</b>
Thu	Mar. 31	at #12 LSU	W, 6-5
Fri	Apr. 1	at #12 LSU	L, 2-9
Sat	Apr. 2	at #12 LSU	W, 6-4
Tue	Apr. 5	at UAB	W, 6-4
<b>FRI APR. 8</b>		<b>#12 VANDERBILT</b>	<b>W, 5-1</b>
<b>SAT APR. 9</b>		<b>#12 VANDERBILT</b>	<b>L, 4-19</b>
<b>SUN APR. 10</b>		<b>#12 VANDERBILT</b>	<b>W, 8-2</b>
<b>TUE APR. 12</b>		<b>SAMFORD</b>	<b>W, 4-1</b>
Thu	Apr. 14	at Miss. State	L, 6-7
Fri	Apr. 15	at Miss. State	L, 5-9
Sat	Apr. 16	at Miss. State	W, 3-2
<b>TUE APR. 19</b>		<b>ALABAMA STATE</b>	<b>W, 6-5 (10)</b>
<b>WED APR. 20</b>		<b>KENNESAW STATE</b>	<b>W, 14-1</b>
<b>FRI APR. 22</b>		<b>SOUTH CAROLINA</b>	<b>6 PM</b>
<b>SAT APR. 23</b>		<b>SOUTH CAROLINA</b>	<b>2 PM</b>
<b>SUN APR. 24</b>		<b>SOUTH CAROLINA</b>	<b>1 PM</b>
Tue	Apr. 26	at Jacksonville State	6 pm
Fri	Apr. 29	at #1 Tennessee	6 pm
Sat	Apr. 30	at #1 Tennessee	6 pm
Sun	Apr. 31	at #1 Tennessee	1 pm
<b>FRI MAY 6</b>		<b>#3 ARKANSAS</b>	<b>6 PM</b>
<b>SAT MAY 7</b>		<b>#3 ARKANSAS</b>	<b>4:30 PM</b>
<b>SUN MAY 8</b>		<b>#3 ARKANSAS</b>	<b>1 PM</b>
Tue	May 10	at Troy	6 pm
<b>FRI MAY 13</b>		<b>ALABAMA</b>	<b>7:30 PM</b>
<b>SAT MAY 14</b>		<b>ALABAMA</b>	<b>2 PM</b>
<b>SUN MAY 15</b>		<b>ALABAMA</b>	<b>3 PM</b>
Tue	May 17	at Samford	6 pm
Thu	May 19	at Kentucky	5:30 pm
Fri	May 20	at Kentucky	5:30 pm
Sat	May 21	at Kentucky	1 pm

### POSTSEASON

May 24-29	SEC Tournament	TBA
June 3-6	NCAA Regionals	TBA
June 10-13	NCAA Super Regionals	TBA
June 17-27	College World Series	TBA

Home games in **BOLD CAPS**

All home games at Plainsman Park | All times central  
^ SEC Tournament



## GAMES 39-41

AUBURN, ALA. (Samford Stadium-Hitchcock Field at Plainsman Park)



#19 **AUBURN TIGERS** (26-12, 8-7 SEC)

Head Coach: Butch Thompson (Birmingham-Southern, 1992)

Career Record: 244-175 (8th season) | Record at Auburn: 205-154 (7th season)

VS.



**SOUTH CAROLINA GAMECOCKS** (19-17, 6-9 SEC)

Head Coach: Mark Kingston (North Carolina, 1995)

Career Record: 403-278-1 (13th season) | Record at USC: 130-98 (5th season)

### » QUICK HITTERS

- Auburn enters the weekend winners of three straight games and eight of the last 11 contests dating back to the series finale at LSU on Apr. 2.
- The Tigers begin the second half of SEC play tied for second in the West and tied for fourth overall.
- The team is 5-4 on the road and 3-3 at home in conference play.
- Auburn is 8-4 in one-run games and has won 14 games in which it has trailed this season, including Tuesday's 6-5 win against Alabama State.
- This weekend marks the fourth straight weekend Auburn has stuck with its starting rotation of Hayden Mullins, Trace Bright and Joseph Gonzalez.
- The pitching staff has turned in a 1.61 ERA with 37 strikeouts in the last three games.
- The Tigers are looking to win four of the first six SEC series for the first time since 2017.
- Auburn is 27-47 all-time against South Carolina, including 13-22 at home against the Gamecocks.
- However, the Tigers have won three straight series and six of the last eight games in matchup.

### PITCHING MATCHUP

AUBURN		SOUTH CAROLINA	
<b>FRI</b>   JR LHP <b>Hayden Mullins</b>	(2-1, 3.58)	vs.	JR RHP <b>Brett Thomas</b> (0-0, 6.75)
<b>SAT</b>   JR RHP <b>Trace Bright</b>	(2-4, 4.17)	vs.	JR RHP <b>Noah Hall</b> (2-4, 4.91)
<b>SUN</b>   SO RHP <b>Joseph Gonzalez</b>	(5-0, 2.01)	vs.	SO RHP <b>Will Sanders</b> (5-1, 3.51)

### GAME INFO

Date: Friday-Sunday, Apr. 22-24, 2022

Game Time: 6 p.m. / 2 p.m. / 1 p.m. CT

Site: Auburn, Ala. / Plainsman Park (4,096)

TV: SEC Network+ (Fri-Sun)

Talent (Fri): Brit Bowen (pxp), Mark Fuller (color)

Talent (Sat): Wiley Ballard (pxp), Gregg Olson (color)

Talent (Sun): Lyn Rollins (pxp), Gregg Olson (color)

Radio: 93.9 FM | AuburnTigers.com

Talent: Andy Burcham, Brad Law

Live Stats: StatBroadcast.com

Twitter Updates: @AuburnBaseball

Postgame Recap: AuburnTigers.com

Series History: Auburn trails, 27-47

Auburn: Auburn trails, 13-22

Columbia: Auburn trails, 12-21

Neutral: Auburn trails, 2-4

Last Meeting: Auburn 7, S. Carolina 5 (3/31/19)

### AUBURN

26-12, 8-7 SEC

#### Team Leaders

Batting Average:	SR IF <b>Sonny DiChiara</b> (.434)
Runs:	SR OF <b>Kason Howell</b> (34)
2B:	SR IF <b>Sonny DiChiara</b> (15)
HR:	SR IF <b>Sonny DiChiara</b> (11)
RBI:	SR IF <b>Sonny DiChiara</b> (36)
Stolen Bases:	R-JR IF <b>Blake Rambusch</b> (10-15)

### S. CAROLINA

19-17, 6-9 SEC

#### Team Leaders

Batting Average:	SR OF/IF <b>Brandt Belk</b> (.360)
Runs:	SR OF/IF <b>Brandt Belk</b> (30)
2B:	SR OF/IF <b>Brandt Belk</b> (9)
HR:	SR IF/LHP <b>Josiah Sightler</b> (7)
RBI:	SR OF <b>Andrew Eyster</b> (34)
Stolen Bases:	SR OF/IF <b>Brandt Belk</b> (10-14)

### POTENTIAL STARTING LINEUP

Pos.	#	Player	AVG	AB	R	H	2B	3B	HR	RBI	SB-SBA	BB
C	28	Nate LaRue	.185	65	11	12	2	0	3	15	1-1	6
1B	17	Sonny DiChiara	.434	113	33	49	15	0	11	36	0-0	39
2B	7	Cole Foster	.257	109	20	28	4	0	5	25	0-1	16
3B	11	Blake Rambusch	.371	159	33	59	9	1	2	28	10-15	15
SS	4	Brody Moore	.285	144	28	41	7	0	3	19	3-5	19
LF	19	Brooks Carlson	.306	85	21	26	3	0	3	16	0-0	11
CF	5	Kason Howell	.329	152	34	50	14	2	2	26	7-8	17
RF	27	Bobby Peirce	.340	53	10	18	2	3	1	8	2-2	5
DH	16	Cam Hill	.314	70	11	22	6	0	0	15	0-1	8

## AUBURN'S RECORD WHEN...

	2022	Under Thompson
Overall	26-12	205-154
SEC	8-7	71-93
Non-Conference	18-5	122-50
Postseason	0-0	15-14
Home	16-7	137-70
Away	6-4	48-65
Neutral	4-1	18-17
Current streak	W3	W3
Last 5 games	3-2	3-2
Last 10 games	7-3	7-3

### Situational:

AU scores first	13-3	136-51
Opp. scores first	13-9	69-103
AU scores 4+ runs	24-7	186-70
AU scores 3 runs or less	2-5	19-84
AU leads after 7 innings	20-2	165-16
8 innings	22-2	186-14
AU trails after 7 innings	3-8	15-111
8 innings	2-8	6-120
Game tied after 7 innings	1-1	19-23
8 innings	1-1	6-14
Extra Innings	2-3	11-18
1-run games	8-4	44-43
2-run games	2-1	23-15
3-run games	2-2	22-20
Games decided by 5+ runs	12-4	96-47
vs. LH Starter	6-3	61-49
vs. RH Starter	20-9	145-104
More hits than opponent	17-4	151-29
Fewer hits than opponent	5-7	34-114
Hits are tied	4-1	18-12
AU has 10+ hits	18-5	126-61
Opp. has 10+ hits	6-6	49-96
Hit a home run	16-6	133-63
Opp. hits a home run	10-10	85-99
AU quality start	5-2	66-22
Opp. quality start	1-1	26-56
AU commits no errors	11-3	88-39
Opp. commits no error	10-4	55-76

### By Day:

Sunday	5-1	33-27
Monday	0-0	1-2
Tuesday	5-1	42-17
Wednesday	4-0	18-6
Thursday	1-2	8-16
Friday	4-4	49-36
Saturday	6-4	51-48
Day Games (first pitch before 6 p.m.)	11-6	117-81
Night Games (first pitch after 6 p.m.)	15-6	89-73
Doubleheaders	4-2	25-15

### By Month:

February	5-2	45-14
March	13-6	74-41
April	8-4	46-48
May	0-0	28-41
June	0-0	10-7

### By Jersey:

White	7-3	57-33
Blue	2-3	35-32
Orange	7-2	46-31
Gray	4-1	24-36
Pinstripes	6-3	33-20
Cream Throwback	0-0	8-2

## UNIVERSITY INFORMATION

Location	Auburn, Ala.
Enrollment	31,526
Founded	October 1, 1856
Nickname	Tigers
Colors	Burnt Orange and Navy Blue
President	Dr. Jay Gogue
Athletics Director	Allen Greene
Conference	Southeastern (SEC West)
Stadium / Capacity	Samford Stadium-Hitchcock Field at Plainsman Park / 4,096
Ticket Office Phone	855-282-2010

## BASEBALL COACHING / SUPPORT STAFF

Head Coach	Butch Thompson (Birmingham-Southern, 1992)
Record at Auburn / Seasons	205-154 (.571) / 7th
Career Coaching Record / Seasons	244-175 (.582) / 8th
Assistant Coach	Karl Nonemaker (Vanderbilt, 2002)
Assistant Coach	Gabe Gross (Auburn, 2012)
Volunteer Assistant	Tim Hudson (Auburn, 2021)
Director of Player Development	Aaron Everett (UT Martin, 2012)
Director of Operations	Greg Drye (Southern Miss, 1998)
Athletic Trainer	Anthony Sandersen (South Dakota State, 2004)
Strength & Conditioning	Chris Joyner (Minnesota State - Mankato, 2001)

## PROGRAM HISTORY

Modern Era Program Record (since 1949)	2,014-1,387-4 (.592)
College World Series Appearances / Last	5 / 2019
College World Series Record	3-10 (.231)
NCAA Regional Appearances / Last	22 / 2019
NCAA Regional Record	51-45 (.531)
NCAA Super Regional Appearances / Last	3 / 2019
NCAA Super Regional Record	3-5 (.375)
Last Postseason Opponent	Louisville / 2019 College World Series
Result	Lost, 5-3

## POSTSEASON HISTORY

College World Series Appearances: 5 (1967, 1976, 1994, 1997, 2019)

Super Regional Appearances: 3 (1999, 2018, 2019)

NCAA Regional Appearances: 22 (1963, 1967, 1976, 1978, 1987, 1989, 1993-95, 1997-2003, 2005, 2010, 2015, 2017, 2018, 2019)

NCAA Regional Titles: 7 (1967, 1976, 1994, 1997, 1999, 2018, 2019)

## MEDIA RELATIONS

Baseball Contact: George Nunnelley, Asst. Director - Athletics Comm.

Cell: 502-609-9982

Email: gnnunnelley@auburn.edu

Twitter: @gnunnelley

Associate AD: Kirk Sampson

## 2022 AUBURN BASEBALL ROSTER

No.	Name	Pos.	Cl.	B/T	Ht.	Wt.	Exp.	Hometown (Previous School)
1	Blake Rambusch	IF/OF	R-Jr.	R/R	5-9	175	JC	Austin, Texas (Grayson College)
2	Josh Hall	OF	R-Jr.	L/R	5-9	192	1L	Birmingham, Ala. (Ole Miss)
4	Brody Moore	IF	Sr.	R/R	5-11	183	3L	Oneonta, Ala. (Oneonta)
5	Kason Howell	OF	Sr.	R/R	6-0	180	3L	Argyle, Texas (Liberty Christian)
6	Ryan Dyal	C	R-So.	L/R	5-10	197	1L	Senoia, Ga. (East Coweta)
7	Cole Foster	IF	So.	S/R	6-1	190	1L	Plano, Texas (Plano Senior)
8	Bryson Ware	OF	Jr.	R/R	6-2	193	1L	Madison, Miss. (Pearl River CC)
9	Cade Granzow	RHP	Fr.	R/R	6-3	220	HS	Franklin, Tenn. (Brentwood)
11	Garrett Farquhar	IF	5th	R/R	5-11	187	2L	Hoover, Ala. (Shelton State CC)
13	Ben Schorr	C	R-Fr.	R/R	6-0	185	RS	Columbus, Ga. (Columbus)
14	Brooks Fuller	LHP	Sr.	L/L	6-3	210	3L	Auburn, Ala. (Auburn)
16	Cam Hill	IF/LHP	So.	L/L	6-5	214	1L	Madison, Ala. (Bob Jones)
17	Sonny DiChiara	IF	Sr.	R/R	6-1	263	TR	Hoover, Ala. (Samford)
18	Mason Barnett	RHP	Jr.	R/R	6-0	218	2L	Cartersville, Ga. (Cartersville)
19	Brooks Carlson	IF	Gr.	R/R	5-11	192	TR	Mobile, Ala. (Samford)
20	Hayden Mullins	LHP	Jr.	L/L	6-0	194	2L	Gallatin, Tenn. (Hendersonville)
21	Trace Bright	RHP	Jr.	R/R	6-4	199	2L	Montgomery, Ala. (Trinity Presbyterian)
22	Garrett Wade	LHP	R-Jr.	L/L	6-3	199	2L	Hartselle, Ala. (Hartselle)
23	Parker Carlson	RHP	Fr.	R/R	6-1	170	HS	Mobile, Ala. (Faith Academy)
27	Bobby Peirce	OF	R-Jr.	R/R	6-2	181	1L	Scottsdale, Ariz. (South Mountain CC)
28	Nate LaRue	C/RHP	Jr.	R/R	6-3	217	2L	Mobile, Ala. (McGill-Toolen)
29	Carson Skipper	LHP	Sr.	L/L	6-2	211	3L	Trussville, Ala. (Trussville)
31	Mike Bello	OF	Fr.	L/L	6-1	190	HS	Oak Ridge, N.J. (Pope John XXIII)
32	Carson Swilling	RHP	So.	R/R	5-11	196	1L	Smiths Station, Ala. (Smiths Station)
34	Ben Bosse	RHP	Fr.	R/R	6-1	194	HS	Brenham, Texas (Brenham)
37	Mason Land	IF	Jr.	L/R	5-10	173	JC	Cantonment, Fla. (Chattahoochee Valley CC)
40	Blake Burkhalter	RHP	Jr.	R/R	6-0	204	2L	Dothan, Ala. (Northview)
41	John Armstrong	RHP	Fr.	R/R	5-11	200	HS	Marietta, Ga. (Harrison)
43	Chase Isbell	RHP	Jr.	R/R	6-2	198	TR	Springville, Ala. (Samford)
44	Grant Newton	RHP	R-Jr.	R/R	6-4	236	TR	Orange County, Calif. (Santa Ana College)
45	Joseph Gonzalez	RHP	So.	R/R	6-4	230	1L	Humacao, P.R. (Leadership Christian Academy)
46	Chase Allsup	RHP	Fr.	R/R	6-1	220	HS	Dothan, Ala. (Dothan)
47	Tommy Sheehan	LHP	Gr.	L/L	6-0	209	TR	Brielle, N.J. (Notre Dame)
50	Jake Wyandt	C	Gr.	R/R	5-11	195	TR	Laurel, Md. (Presbyterian)
51	Luke Burk	IF	Jr.	R/R	6-0	219	JC	Galena, Mo. (Neosho County CC)
52	Jordan Armstrong	RHP	Sr.	R/R	6-2	184	JC	McDonough, Ga. (Chattahoochee Valley CC)
54	Konner Copeland	LHP	So.	L/L	6-2	189	JC	Mobile, Ala. (Pensacola State CC)
57	Tyler Drabick	RHP	Gr.	R/R	6-2	193	TR	Canton, Ohio (Lipscomb)
72	Brody Moss	IF	Fr.	L/R	5-11	173	HS	Helena, Ala. (Helena)

### COACHES & STAFF

30	Butch Thompson	Head Coach
35	Karl Nonemaker	Assistant Coach
39	Gabe Gross	Assistant Coach
15	Tim Hudson	Volunteer Assistant Coach
	Aaron Everett	Director of Player Development
	Greg Drye	Director of Operations
	Chris Joyner	Strength & Conditioning
	Anthony Sandersen	Athletic Trainer
	Jeremy Page	Athletic Trainer Intern

### PRONUNCIATION GUIDE

Ben BOSSE	BOSSY
Sonny DICHARA	De-SHARE-uh
Ryan DYAL	DIAL
Garrett FARQUHAR	FAR-kwar
Cade GRANZOW	Gran-ZO
KASON Howell	KAY-son
Chase ISBELL	IZ-bull
Ben SCHORR	SHORE
Jake WYANDT	Why-ANDT

**30 BUTCH THOMPSON HEAD COACH**

**THE AUBURN SKIPPER**

- Eight College World Series appearances / 17 postseason appearances
- 2013 National Runner-up (Mississippi State)
- 2001 National Champion (Birmingham-Southern)
- 2014 Baseball America/ABCA National Assistant Coach of the Year
- 2006 FCA Coach of the Year
- Coached 18 pitchers who went on to pitch in the Major Leagues
- Recruited and coached 33 pitchers who were drafted out of college that weren't drafted out of high school

**Butch Thompson enters his seventh season at the helm of the program in 2021, posting a record of 179-142 in his first six seasons. He led the program to the first College World Series appearance in 22 years in 2019 and took the Tigers to three straight regionals for the first time since 2001-03.**

Butch Thompson was named Auburn's head baseball coach on October 22, 2015 and enters his seventh season with the Tigers in 2021.

Thompson, who spent three seasons as an assistant coach and recruiting coordinator at Auburn from 2006-08, returned to The Plains after seven seasons at Mississippi State as both associate head coach and pitching coach.

A native of Amory, Miss., Thompson has coached 31 Division I All-Americans and 40 all-conference performers. He has seen 18 of his former pitchers make their Major League Baseball debuts, including 12 since 2014. Thompson has also turned 33 pitchers who went undrafted out of high school into MLB draft picks.

Thompson had three pitchers drafted in the first 11 rounds in 2014 and five pitchers drafted, including three in the top 10 rounds, in 2013. He added a first-round selection in the 2016 draft, a third-round pick in Keegan Thompson in 2017 and the first No. 1 overall pick in program history in Casey Mize in 2018. With Tanner Burns also going as a supplemental first round pick in 2020, Auburn became one of four programs with a pair of pitchers drafted in the first round from 2018-20.

Along with his pitching pedigree, Thompson is also considered one of the top recruiters in the country. Since 2003, he has secured 14 recruiting classes that were ranked in the top 10 by either Baseball America or Perfect Game, including the No. 5 signing class in 2017 and a program record No. 4 class in 2018. His classes signed from 2006-08 at Auburn each ranked in the top 18 nationally, including the No. 5 class in 2008, which included All-American and SEC Player of the Year Hunter Morris.

In 29 years of coaching at the collegiate level, including 20 in the Southeastern Conference, Thompson has coached eight College World Series participants, including leading the Tigers to the program's first trip to the College World Series in 22 years in 2019. Thompson has also coached one national champion and a national runner-up, won nine conference championships and made 17 postseason appearances. He has also served as an assistant under three National Coach of the Year recipients.

Thompson was named the 2006 Fellowship of Christian Athletes SEC Coach of the Year while at Auburn and the 2014 Baseball America and American Baseball Coaches Association (ABCA) National Assistant Coach of the Year while at Mississippi State.

Thompson has returned the Tigers to prominence in five seasons on The Plains as he has guided the team to a 179-142 overall record and took the team to three straight NCAA Tournament appearances for the first time since 2001-03, including back-to-back super regionals for the first time in program history. After advancing to the College World Series in 2019 and a winner-take-all game three in the Gainesville Super Regional in 2018, the Tigers finished those respective seasons ranked as high as No. 8 and No. 9. It marked the third time in program history the team has finished back-to-back seasons in the top 10.

Entering the 2019 postseason as the No. 2 seed in the Atlanta Regional, Auburn became the only program to sweep a regional on the road in each of the last two seasons before also becoming the first team to defeat North Carolina in a Chapel Hill Super Regional in 2019, punching its ticket to Omaha for the first time since 1997.

In seven seasons at MSU, Thompson made four NCAA regional trips, two Super Regionals, won the SEC Tournament and advanced to the College World Series finishing as NCAA runner-up in 2013. In three of his last four seasons in Starkville, the Bulldogs' staff ERA finished no higher than 3.06. Thompson's 2013 pitching staff was one of two nationally to finish in the top 15 in ERA, strikeouts per nine innings and hits allowed per nine innings.



In addition to his experience at Auburn and Mississippi State, Thompson also spent four seasons at Georgia from 2002-05, including a trip to the College World Series in 2004. While there, he guided the development of future Major Leaguers Josh Fields, Mitchell Boggs and Brooks Brown.

Thompson launched his coaching career as pitching coach and top assistant at Huntingdon College (Ala.) in 1993, before returning to his alma mater in Birmingham, where he helped lead the Panthers to back-to-back Southern States Conference Championships and in 1995 coached BSC to its first NAIA World Series berth.

Thompson left BSC briefly to serve as head coach at Jefferson State Community College in Birmingham in 1997. While at JSCC, he was honored as the Regional Tournament Coach of the Year, the ABCA Alabama Junior College Coach of the Year and the Southeast Region Coach of the Year after guiding JSCC to a 39-21 mark, the AJCAA Region 22 State Championship and a third-place finish in the NJCAA Division II World Series.

He returned to Birmingham-Southern as top assistant the following season, beginning a four-year run during the most successful span in BSC baseball history. The Panthers won 196 games and four TranSouth Conference Championships and made three-consecutive appearances in the NAIA World Series. BSC's 2001 team posted a school-best 55-11 mark and captured the NAIA National Championship.

In 2002, Thompson joined the SEC baseball coaching fraternity as a pitching coach and recruiting coordinator at Georgia and has been a part of the league for the past 17 seasons.

Thompson currently serves as the large-school representative for the Alabama Baseball Coaches Association and is an All-American committee member representing the South region for the ABCA.

Thompson prepped at Amory (Miss.) High School and later starred as a pitcher at Itawamba (Miss.) Community College from 1989-90. He is a member of both the ICC Athletic Hall of Fame (Class of 2014) and MACCC Hall of Fame (Class of 2021).

Thompson earned a Bachelor's Degree in History at BSC in 1992 and completed a Master's Degree in Sports Administration at UAB in 1996. He is married to the former Robin Ashe of Birmingham, Ala., and they are the parents of three daughters --- Anna, Olivia and Madelyn Gail.

**NATIONAL POLLS**

**NEWS & NOTES**

**BASEBALL AMERICA**

Apr. 18

1. Tennessee\*
2. Oklahoma State
3. Oregon State
4. Arkansas\*
5. Miami
6. Stanford
7. Southern Miss
8. Virginia
9. Florida State
10. Oregon
11. Virginia Tech
12. Gonzaga
13. Louisville
14. Notre Dame
15. TCU
16. UCLA
17. Texas Tech\*
18. Georgia
19. Georgia Southern
20. Texas
21. Texas State
22. Maryland
23. **AUBURN**
24. Wofford
25. Dallas Baptist

**D1 BASEBALL**

Apr. 18

1. Tennessee\*
2. Oregon State
3. Oklahoma State
4. Arkansas\*
5. Miami
6. Southern Miss
7. Stanford
8. Virginia Tech
9. Texas Tech\*
10. Texas
11. Virginia
12. Gonzaga
13. UCLA
14. Georgia
15. UConn
16. Louisville
17. Texas State
18. Notre Dame
19. **AUBURN**
20. Oregon
21. TCU
22. LSU\*
23. Dallas Baptist
24. Maryland
25. Georgia Southern

**USA TODAY**

Apr. 18

1. Tennessee\*
2. Oregon State
3. Arkansas\*
4. Oklahoma State
5. Miami
6. Southern Miss
7. Texas
8. Texas Tech\*
9. Virginia
10. Georgia
11. Gonzaga
12. Stanford
13. Virginia Tech
14. UCLA
15. Notre Dame
16. UConn
17. Texas State
18. Louisville
19. Vanderbilt\*
20. TCU
21. Maryland
22. **AUBURN**
23. Oregon
24. LSU\*
25. Dallas Baptist

**SCOUTING THE GAMECOCKS**

- South Carolina enters the weekend 19-17 overall and 6-9 in SEC play, coming off a series win against Ole Miss.
- The Gamecocks have yet to win a road series but have home series wins against No. 1 Texas, No. 4 Vanderbilt and No. 25 Ole Miss.
- Offensively, South Carolina is hitting .262 as a team and is led by senior Brant Belk's .360 clip, which is tied for seventh in the SEC.
- On the mound, the Gamecocks have turned in a 5.28 staff ERA with 341 strikeouts in 313.2 innings.

**AUBURN IN THE RANKINGS**

- Auburn is ranked in all six major polls for the second straight week, checking in as high as No. 19 (D1 Baseball) and as low as No. 25 (NCBWA/Perfect Game).

**ONE-RUN AFFAIRS**

- After going 6-11 in one-run games last year, Auburn has already surpassed its one-run win total from a season ago, going 8-4 in one-run games this season with its most recent win coming against Alabama State Tuesday.

**COMEBACK KIDS**

- Auburn's win against Alabama State Tuesday marked the team's 14th win in a game in which the team has trailed this season.
- The six-run comeback win against South Alabama on Mar. 22 was the team's largest since coming back from a seven-run deficit against Florida A&M on Feb. 22, 2017.

**SWINGING A HOT STICK**

- Auburn enters the weekend having scored 20 runs on 25 hits in its two midweek wins against Alabama State and Kennesaw State.
- The Tigers 15 hits against the Owls Wednesday were the most since Mar. 22 and tied for the second most in a game this season.
- The 14 runs were the most since Mar. 18 and tied for the fourth most in a game this season.
- Auburn enters the weekend ranked third in the SEC with a .295 team batting average and top 20 in the country in both hits (393) and doubles (80).

**GONZO GIVES US ANOTHER GEM**

- A week after turning in Auburn's first SEC complete game since 2018, Joseph Gonzalez allowed two runs in 8.0 innings en route to the win in the series finale at MSU.
- Gonzalez is the first Auburn pitcher to turn in back-to-back starts of 8.0+ IP since Keegan Thompson pitched back-to-back complete games from Apr. 4-11, 2015.
- He has turned in a quality start in each of his three trips to the mound in SEC play, going 3-0 with a 2.35 ERA and 15 strikeouts to two walks in 23.0 innings.
- Gonzalez ranks third in the league and 25th in the NCAA with a 2.01 ERA this season.

**NCBWA**

Apr. 18

1. Tennessee\*
2. Oregon State
3. Arkansas\*
4. Oklahoma State
5. Miami
6. Southern Miss
7. Texas
8. Stanford
9. Texas Tech\*
10. Gonzaga
11. Virginia
12. Georgia
13. UConn
14. Notre Dame
15. UCLA
16. Virginia Tech
17. Louisville
18. Texas State
19. Maryland
20. Vanderbilt\*
21. TCU
22. Oregon
23. LSU\*
24. Dallas Baptist
25. **AUBURN**

**PERFECT GAME**

Apr. 18

1. Tennessee\*
2. Oregon State
3. Oklahoma State
4. Arkansas\*
5. Southern Miss
6. Miami
7. Gonzaga
8. UConn
9. Virginia Tech
10. TCU
11. Texas
12. Oregon
13. Notre Dame
14. Virginia
15. Texas Tech\*
16. Grand Canyon
17. Florida State
18. Stanford
19. Vanderbilt
20. UCLA
21. Rutgers
22. Louisville
23. Georgia
24. LSU\*
25. **AUBURN**

**COLLEGIATE BASEBALL**

Apr. 18

1. Tennessee\*
2. Arkansas\*
3. Oklahoma State
4. Miami
5. Vanderbilt\*
6. Stanford
7. Oregon State
8. Rutgers
9. Texas State
10. Oregon
11. Louisville
12. UCLA
13. U.C. Santa Barbara
14. UConn
15. Southern Miss
16. Virginia
17. Notre Dame
18. Texas
19. Arizona
20. Georgia
21. **AUBURN**
22. TCU
23. N.C. State
24. Florida State
25. Central Michigan

**AUBURN IN THE POLLS**

**BA D1 CB NC PG USA**

Pre.	NR	NR	NR	NR	NR	NR
2/21	NR	NR	NR	NR	NR	NR
2/28	NR	NR	NR	NR	NR	NR
3/7	NR	NR	NR	NR	NR	NR
3/14	NR	NR	NR	NR	NR	NR
3/21	NR	NR	NR	NR	NR	NR

**BA D1 CB NC PG USA**

3/28	NR	NR	NR	NR	NR	NR
4/4	25	NR	18	NR	NR	NR
4/11	17	17	14	23	19	22
4/18	23	19	21	25	25	22

**DICHIARA STAYS DIALED IN**

- A Golden Spikes Award Midseason Watch List honoree and D1 Baseball Midseason First Team All-American, Sonny DiChiara leads the country in on-base percentage (.588) and slugging percentage (.858) and is second in batting average (.434).
- DiChiara has reached base in all 34 games this season and in 36 games dating back to the final two games of last season in the Starkville Regional.
- He has reached multiple times in 31 of 34 games this year, including 14 of 15 in SEC play and seven times in the two midweeks games.

**RAMBUSCH RAKES**

- Junior college transfer Blake Rambusch, who ranked 11th in the NJCAA with a .444 average a season ago, leads the SEC and is 15th in the NCAA with 59 hits this season.
- Rambusch has a hit in 33 of 38 games this season and leads the team with 19 multi-hit games, including 13 of the last 22 contests.
- The redshirt junior has reached base in 94 of the last 95 games dating back to the final 13 games of his freshman season at Grayson, including 36 straight games this season.
- Rambusch snapped a 17-game hitting streak in the series finale at LSU on Apr. 2. The 17-game hitting streak was the longest by an Auburn player since Anfernee Grier collected a 22-game streak from the end of 2015 to the beginning of 2016.

**CARLSON'S COMING ON STRONG**

- Graduate transfer Brooks Carlson has multiple hits in two straight games and three of the last five, hitting .368 during the span.
- Carlson went 2-for-5 with his third homer of the year and drove in a season-high four runs Wednesday against Kennesaw State.

**NCAA ACTIVE RANKS**

- DiChiara leads Auburn with 11 homers this season and is third among active players with 52 career home runs.
- Carlson is fifth among active players with 264 career hits. He also ranks top 10 in runs (172) doubles (53) and total bases (409) and is 12th in RBI (160).

**LIKE FATHER, LIKE SON**

- Senior infielder Brody Moore is the son of former Auburn and All-SEC shortstop Brandon Moore (1991-94).
- After wearing No. 19 and playing second base/utility in his first three seasons on the Plains, Brody has a new number and position in 2022 - No. 4 and shortstop - just like his dad.
- Brandon hit .332 in four years and 242 games in an Auburn uniform. Brody, who collected his 100th career hit against Middle Tennessee, is a .298 hitter in parts of four seasons and 116 games, including 104 starts.

**BOBBY'S STARTING TO BRING IT**

- Since being inserted into the starting lineup in the middle game at LSU, Bobby Peirce is second on the team with a .349 average.
- He is 6-for-12 with a double, triple and four RBI in the last three games.
- Peirce is also third on the team with a .333 average in SEC play.

**HOWELL'S STAYING HOT**

- Kason Howell went hitless in the first three games of the season but is hitting .347 in the 35 games since.
- Howell has matched a career best with three hits on seven occasions this season, including the middle game at Mississippi State, and has multiple hits in four of the last six.
- He hit a walk-off homer to clinch the series against Yale three weekends ago. The walk-off homer was the first of Howell's career and the first by an Auburn player since Steven Williams in the 2019 Atlanta Regional.

**BURKY AND SKIP IN THE BULLPEN**

- Blake Burkhalter and Carson Skipper were two of nine SEC relievers named to the NCBWA Stopper of the Year Watch List.
- It marks the fifth straight season an Auburn pitcher has been recognized on the list, including the second straight for Skipper.
- The duo is a combined 7-1 with a 3.28 ERA and 72 strikeouts to 13 walks in 60.1 innings and 29 appearances.
- Burkhalter leads the SEC and is 11th in the NCAA with eight saves this season.

**SELLOUT CROWDS**

- Auburn has sold out three of its last six games at Plainsman Park, and the total attendance of 11,817 last weekend registers as the fourth largest all-time.
- The sellout in the series finale vs. Ole Miss marked the first since Feb. 16, 2019.
- The midweek sellout against Jacksonville State on Mar. 29 was the first midweek sellout in program history.

**BIG SHOES TO FILL**

- Auburn entered the 2022 season forced to replace its top three hitters and five everyday starters from a year ago in shortstop Ryan Bliss, third baseman Rankin Woley, first baseman Tyler Miller and outfielders Steven Williams and Judd Ward.
- The quintet combined to hit .296 with 192 runs, 50 doubles, 58 home runs and 191 RBI.

**TWENTY-SIX YEARS IN THE MAKING**

- Volunteer assistant and pitching coach Tim Hudson, who began his time on the Plains as a player in the fall of 1995, earned his degree in interdisciplinary studies with an emphasis on health promotion and philanthropy studies on Dec. 11, 2021.

**MLB SUCCESS ON STAFF**

- Auburn's coaching staff has 54 years of experience in professional baseball, including 32 years in the MLB between pitching coach Tim Hudson (17 years), hitting coach Gabe Gross (seven years), strength coach Chris Joyner (eight years).
- Other members of the coaching and support staff with professional experience include assistant coach Karl Nonemaker, director of player development Aaron Everett and athletic trainer Anthony Sandersen.

**TIGERS IN THE PROS**

- Four former players in Garrett Cooper (Marlins), Josh Donaldson (Yankees), Casey Mize (Tigers) and Keegan Thompson (Cubs) began the 2022 MLB season on Opening Day rosters and eight more started the season at Triple-A.

**AUBURN IN THE MLB DRAFT**

- The 2021 MLB Draft marked the 47th consecutive year Auburn had at least one player selected, tied for the longest active streak in the SEC.
- Ryan Bliss was drafted by the Arizona Diamondbacks in the second round with the 42nd overall pick in last year's draft, becoming the fifth-highest position player and ninth-highest draft pick overall in Auburn history.
- It marked the sixth straight season Auburn had a top-five-round pick, marking the first time in program history to accomplish the feat.

**AUBURN IN THE NATIONAL AND SEC RANKINGS**  
(as of Apr. 21)

TEAM	TOTAL	NCAA	SEC
Sacrifice flies	22	14	2
Fielding percentage	.979	17	5
Hits	393	18	2
K/9.0 IP	10.5	19	7
Doubles	80	20	2
Shutouts	3	25	3
Walks	193	25	3
<b>40 B. BURKHALTER</b>	<b>TOTAL</b>	<b>NCAA</b>	<b>SEC</b>
Saves	8	11	1
<b>17 SONNY DICHIARA</b>	<b>TOTAL</b>	<b>NCAA</b>	<b>SEC</b>
OBP	.588	1	1
Slugging	.858	1	1
Average	.434	2	1
Walks	39	2	1
Walks/game	1.15	2	1
<b>45 JOSEPH GONZALEZ</b>	<b>TOTAL</b>	<b>NCAA</b>	<b>SEC</b>
ERA	2.01	25	3
<b>1 BLAKE RAMBUSCH</b>	<b>TOTAL</b>	<b>NCAA</b>	<b>SEC</b>
Hits	59	15	1

## THE LAST TIME...

### BATTING SUPERLATIVES

5 hits in a game	Anfernee Grier at Kennesaw St. [5-for-6] (4/12/16)
6 hits in a game	Tyler Johnstone vs. Elon [6-for-7, 2B, 3B] (2/25/05)
Reached base 6 times	Bryson Ware vs. Alabama A&M [3-5, 3 BB] (2/24/21)
<b>4 runs in a game</b>	<b>Mike Bello at Texas A&amp;M (3/27/22)</b>
5 runs in a game	Rankin Woley vs. #18 Boston College (3/6/21)
6 runs in a game	Bryson Ware vs. Alabama A&M (2/24/21)
10-game hitting streak	Rankin Woley, 12 games (2/28-3/21/21)
<b>15-game hitting streak</b>	<b>Blake Rambusch, 17 games (3/5-4/1/22)</b>
20-game hitting streak	A. Grier, 22 games, (5/31/15-3/22/16)
25-game hitting streak	Justin Fradejas, 27 games (3/23-5/7/10)
30-game hitting streak	Casey Dunn, 31 games (2/22 [G1]-4/15/97)
3 doubles in a game	Ryan Bliss vs. LSU (5/6/21)
4 doubles in a game	Ken Dempsey vs. Georgia (1971)
2 triples in a game	Jay Gonzalez vs. Alabama State (2/28/12)
3 triples in a game	never
<b>2 home runs in one game</b>	<b>Sonny DiChiara vs. #12 Vanderbilt (4/10/22)</b>
3 home runs in one game	Tony Caldwell at Kentucky (4/9/11)
7 RBI in a game	Brody Moore vs. Alabama A&M (2/24/21)
8 RBI in a game	Justin Bryant at Georgia (3/19/10)
9 RBI in a game	Hunter Morris at Georgia (3/21/10)
10 RBI in a game	Bob Berry vs. Huntington (4/15/82)
<b>Grand slam home run</b>	<b>Ryan Dyal vs. Rhode Island (3/6/22)</b>
Inside-the-park home run	Kason Howell at Alabama (4/15/21)
HR to begin game	Ryan Bliss vs. #11 Ole Miss (5/25/21)
Two HR in one inning	Dan Glevenyak at Jacksonville State (8th) (5/7/13)
HR in consecutive at-bats	Steven Williams vs. Texas A&M (5/15/21)
HR in three consecutive at-bats	Edouard Julien vs. Alabama A&M/at UCF (2/20-22/19)
<b>HR in consecutive games</b>	<b>Sonny DiChiara vs. #12 Vanderbilt (3/9-10/22)</b>
<b>HR in three consecutive games</b>	<b>Sonny DiChiara vs. Troy &amp; Yale (2/23-26/22)</b>
HR in three consecutive SEC games	Trent Mummy (4/17-23/10)
HR in four consecutive games	Joseph Sanders (5/10-15/08)
HR in four consecutive SEC games	Mike Bianucci (5/2-9/08)
HR in five consecutive games	Tim Lemons (4/6-10/85)
<b>Walk-off HR</b>	<b>Kason Howell vs. Yale (G1 - 2/26/22)</b>
Pinch-hit HR	Cam Hill vs. Kentucky (3/26/21)
Pinch-hit grand slam	Edouard Julien vs. BYU (G1 - 3/3/18)
HR in first at-bat of season	Steven Williams vs. Longwood (2/17/18)
HR in both games of DH	Dylan Ingram at #7 Mississippi St. (4/29/17)
Hit for the cycle	Judd Ward [3B, 1B, HR, 2B] vs. Illinois-Chicago (G1 - 2/15/20)
Hit from both sides of plate in same inning	Damon Haecker [5th inn.] vs. Jacksonville St. (3/15/17)
<b>Two hits in same inning</b>	<b>Cam Hill [2B, 1B] vs. Rhode Island [1st] (G2 - 3/5/22)</b>
<b>Stole home</b>	<b>Josh Hall vs. Kansas State (2/20/22)</b>
<b>Stole two bases in a game</b>	<b>Blake Rambusch vs. Rhode Island (G1 - 3/5/22)</b>
Stole three bases in a game	Anfernee Grier vs. Southern (2/26/16)
<b>Hit by a pitch 2 times in a game</b>	<b>Ryan Dyal vs. UAB (3/2/22)</b>
Hit by a pitch 3+ times in a game	Dan Glevenyak at Alabama (4) (4/11/14)
Scored 20 or more runs	20 vs. Wright State (2/29/20)
Scored 25 or more runs	25 vs. Longwood (2/17/18)
Scored 30 or more runs	33 vs. Alabama A&M (2/24/21)
<b>Scored 5 runs in an Inning</b>	<b>5, vs. South Alabama (5th) (3/22/22)</b>
<b>Scored 6 runs in an Inning</b>	<b>6, vs. Kennesaw State (3rd) (4/20/22)</b>
<b>Scored 7 runs in an Inning</b>	<b>7, vs. South Alabama (4th) (3/22/22)</b>
Scored 8 runs in an Inning	8, at UAB (5th) (3/19/19)
<b>Scored 9 runs in an Inning</b>	<b>9, vs. Rhode Island (1st) (G1 - 3/5/22)</b>
Scored 10+ runs in an Inning	14, vs. Alabama A&M (4th) (2/24/21)
Recorded 10+ hits in an Inning	11, vs. Furman (5th) (2/12/00)
Scored in every inning	vs. Coppin State (3/18/14)
<b>Recorded 15-19 hits</b>	<b>15, vs. Kennesaw State (4/20/22)</b>
Recorded 20 or more hits	27, vs. Alabama A&M (2/24/21)
Hit 3 or more home runs in an inning	3, vs. Northeastern (6th) (G1 - 3/10/18)
<b>Hit 3 or more home runs in a game</b>	<b>4, vs. Rhode Island (3/6/22)</b>
Hit 5 or more home runs in a game	6, vs. Texas A&M (5/15/21)
Hit 7 or more home runs in a game	7, vs. Mississippi State (5/8/10)
Hit back-to-back home runs	R. Woley & S. Williams vs. Samford (3rd) (4/20/21)
Hit back-to-back-to-back home runs	R. Bliss, T. Miller & R. Woley vs. Texas A&M (1st) (5/15/21)
<b>Had 5 doubles</b>	<b>5, vs. Yale (2/25/22)</b>
Had 6 doubles	6, vs. Jacksonville State (4/21/21)
Had 7 doubles	7, vs. Chicago State (3/8/20)
Had 8 doubles	8, vs. BYU (G1 - 3/3/18)
Had 9+ doubles	11, vs. Alabama A&M (2/24/21)
Stole 5 bases in a game	5, vs. Bethune-Cookman (5/6/14)
Stole 6 bases in a game	6, vs. #21 Tennessee (3/17/19)
Stole 7 bases in a game	7, vs. Presbyterian (5/8/12)
Stole 8 bases in a game	8, vs. Alcorn State (2/22/12)
<b>Walked 10+ times</b>	<b>12, vs. #1 Ole Miss (3/18/22)</b>
Did not strike out in a game	vs. Belmont (3/11/12)

### PITCHING SUPERLATIVES

<b>INDIVIDUAL</b>	
Nine-inning no-hitter	Casey Mize vs. Northeastern (3/9/18)
Nine-inning no-hitter (combined)	Mike Mueller [2.0], Lee Carter [1.0], Brandon Channell [1.0], Reid Price [1.0], Andrew Skinner [1.0], Arnold Hughey [1.0], Ken Clayton [1.0], Cory Duettt [0.2], Sean Jones [0.1] vs. UAB (3/19/02)
Seven-inning no-hitter	Jason Johnson vs. LaGrange College (4/30/91)
Nine-inning perfect game	Eric Brandon vs. Murray State (3/2/02)
Seven-inning perfect game	Jason Johnson vs. LaGrange College (4/30/91)
Nine-inning one-hitter (individual)	Keegan Thompson vs. Presbyterian (3/1/14)
Nine-inning one-hitter (combined)	Tanner Burns [7.0], Cody Greenhill [2.0] vs. Chicago State (3/6/20)
Five-inning one-hitter	Kevin Davis [3.2], Jacob Milliman [1.1], vs. Radford (2/22/15)
Nine-inning two-hitter	Tanner Burns [9.0] vs. Cincinnati (3/1/19)
<b>Complete game</b>	<b>Joseph Gonzalez vs. #12 Vanderbilt (4/10/22)</b>
Complete game shutout	Jack Owen vs. UTSA (3/9/19)
Consecutive complete games	K. Thompson vs. Arkansas & LSU (4/4 & 4/11/15)
Struck out 10 batters	10 by Tanner Burns vs. Chicago State (3/6/20)
<b>Struck out 11 batters</b>	<b>11 by Jordan Armstrong vs. Yale (2/25/22)</b>
Struck out 12 batters	12 by Casey Mize at Kentucky (3/23/18)
Struck out 13 batters	13 by Casey Mize vs. Texas A&M (3/16/18)
Struck out 15 batters	15 by Tanner Burns vs. Cincinnati (3/1/19)
<b>TEAM</b>	
<b>Struck out 15+ batters</b>	<b>16, Barnett [8], Skipper [5], Burkhalter [5] vs. Ala. State (4/19/22)</b>
Struck out 20+ batters	20, Fuller [4], Watson [4], Anderson [3], Greenhill [4], Skipper [3], Wade [2] vs. #9 Arkansas (4/5/19)
Struck out 15 batters consecutive games	vs. Ga State, at Missouri (4/5-7/16)
<b>Shut out an opponent</b>	<b>12-0 [7] vs. Rhode Island (G2 - 3/5/22)</b>
<b>Consecutive shutouts</b>	<b>16-0 / 12-0 [7] vs. Rhode Island (3/5/22)</b>
Three straight shutouts	2-0 vs. UT Martin / 6-0 vs. UTSA / 5-0 vs. UTSA (3/6-9/19)
Shut out an SEC opponent	3-0 at Missouri (5/21/21)
Shut out an SEC opponent on the road	3-0 at Missouri (5/21/21)
Consecutive SEC shutouts	5-0 and 4-0 at Miss. State (3/27-28/15)
Consecutive SEC shutouts on the road	5-0 and 4-0 at Miss. State (3/27-28/15)
<b>Was shut out</b>	<b>3-0 vs. Oklahoma (2/18/22)</b>
Was held to one hit	vs. #24 Missouri (4/1/18)
Was no hit	vs. #13 Arkansas (5/25/17)
<b>FIELDING SUPERLATIVES</b>	
<b>2 errors in a game</b>	<b>Jake Wyandt vs. #1 Ole Miss (3/17/22)</b>
3 errors in a game	Luke Jarvis vs. Presbyterian (3/11/17)
4 errors in a game	Brett Burnham at Alabama (4/5/00)
<b>3 double plays turned in a game</b>	<b>vs. Middle Tennessee (G2 - 3/13/22)</b>
4 double plays turned in a game	at #1 Arkansas (4/3/21)
5 double plays turned in a game	never
Triple play (Auburn)	vs. Memphis (5/22/78)
Triple play (Opponent)	at Florida [4th] (3/15/08)
<b>Threw a runner out at HP to end game</b>	<b>Bryson Ware at Mississippi State (4/17/22)</b>
<b>MISC. SUPERLATIVES</b>	
Won 10 or more consecutive games	15 (2/24-3/22/19)
Won 15 or more consecutive games	15 (2/24-3/22/19)
Won 8 or more consecutive SEC games	9 (4/1-21/95)
Lost 5 or more consecutive games	5 (4/2-11/21)
Home winning streak	21 (1964-66)
Road winning streak	14 (1967/1995)
Season-opening winning streak	17 (2/7-3/5/97)
<b>Extra-innings victory</b>	<b>6-5, vs. Alabama State [10 inn] (4/19/22)</b>
<b>Extra-innings loss</b>	<b>4-5, at Texas A&amp;M [11 inn] (3/26/22)</b>
Swept a 3-game series	vs. Presbyterian (2/19-21/21)
Swept a road series	at Alabama (4/20-21/18)
Swept a road SEC series	at Alabama (4/20-21/18)
Swept a SEC series	vs. #21 Tennessee (3/15-17/19)
<b>Swept a 4-game series</b>	<b>Rhode Island (3/4-6/22)</b>
<b>Swept a doubleheader</b>	<b>Rhode Island (3/5/22)</b>
Allowed 3 runs or fewer in a three-game series	2, vs. Chicago State (3/6-8/20)
<b>Allowed 3 runs or fewer in a four-game series</b>	<b>3, vs. Rhode Island (3/4-6/22)</b>
Allowed 3 runs or fewer in a SEC series	3, vs. Miss. State (3/27-29/15)
Allowed 4 runs or fewer in a series	3, vs. UTSA (3/8-9/19)
Allowed 4 runs or fewer in a SEC series	4, vs. Georgia (4/23-25/15)
Allowed 3 runs or fewer in a road series	3, vs. Miss. State (3/27-29/15)
Allowed 3 runs or fewer in a SEC road series	3, vs. Miss. State (3/27-29/15)
Overcome a deficit of 7+ runs	7 runs, [7-0, 12-8] vs. Florida A&M (2/22/17)
Won a 1-0 game	vs. Mercer (5/30/15) [NCAA Regional]
Lost a 1-0 game	vs. Ohio State (2/15/14)
<b>Walk-off win</b>	<b>vs. Alabama State [10 inn.] (4/19/22)</b>
<b>Walk-off loss</b>	<b>at Mississippi State [9 inn.] (4/14/22)</b>















2022 AUBURN BASEBALL GAME NOTES

3/5 \*at Clemson (L, 7-13) L - 4.0 6 5 5 2 3 1 6.75 -

2022 - FIFTH YEAR

Table with columns: Date, Opp (Res.), DEC, QS, IP, H, R, ER, BB, SO, HR, ERA, NP. Rows include games vs Oklahoma, TROY, RHODE ISLAND, MIDDLE TENNESSEE, OLE MISS, Texas A&M, VANDERBILT, KENNESAW STATE.

CARSON SKIPPER'S CAREER APPEARANCES

2019 - FRESHMAN YEAR

Table with columns: Date, Opp (Res.), DEC, QS, IP, H, R, ER, BB, SO, HR, ERA, NP. Rows include Georgia Southern, ALABAMA A&M, UCF, CINCINNATI, UT MARTIN, UTSA, #21 TENNESSEE, #4 Mississippi State, #4 Mississippi State, South Carolina, #9 ARKANSAS, #9 ARKANSAS, JACKSONVILLE STATE, #16 Georgia Tech, Jacksonville State, #4 Vanderbilt, \*UAB.

2020 - SOPHOMORE YEAR

Table with columns: Date, Opp (Res.), DEC, QS, IP, H, R, ER, BB, SO, HR, ERA, NP. Rows include ILLINOIS-CHICAGO, OAKLAND, UCF, ALABAMA A&M, WRIGHT STATE, CHICAGO STATE, GEORGIA TECH.

2021 - JUNIOR YEAR

Table with columns: Date, Opp (Res.), DEC, QS, IP, H, R, ER, BB, SO, HR, ERA, NP. Rows include PRESBYTERIAN, ALABAMA A&M, vs #25 Oklahoma, Texas A&M, #18 BOSTON COLLEGE, #1 Arkansas, #1 Arkansas, #4 MISSISSIPPI STATE, at Alabama, at Alabama, SAMFORD, #10 FLORIDA, at #20 Georgia, LSU, LSU, TEXAS A&M, TEXAS A&M, at Missouri, vs. #11 Ole Miss.

2022 - SENIOR YEAR

Table with columns: Date, Opp (Res.), DEC, QS, IP, H, R, ER, BB, SO, HR, ERA, NP. Rows include vs. #12 Texas Tech, YALE-G1, RHODE ISLAND, MIDDLE TENNESSEE, #1 OLE MISS, at Texas A&M, at Texas A&M, at LSU, at LSU, #12 VANDERBILT, at Mississippi State, ALABAMA STATE.

CARSON SWILLING'S CAREER APPEARANCES

2021 - FRESHMAN YEAR

Table with columns: Date, Opp (Res.), DEC, QS, IP, H, R, ER, BB, SO, HR, ERA, NP. Rows include PRESBYTERIAN, ALABAMA A&M, #18 BOSTON COLLEGE, LITTLE ROCK, at Lipscomb, at #4 Ole Miss.

Table with columns: Date, Opp (Res.), DEC, QS, IP, H, R, ER, BB, SO, HR, ERA, NP. Rows include KENTUCKY, at #1 Arkansas, #4 MISSISSIPPI STATE, at #20 Georgia Tech, at Alabama, SAMFORD, #10 FLORIDA, #10 FLORIDA, at #20 Georgia, at #20 Georgia, LSU, LSU, TEXAS A&M, at Missouri, at Missouri.

2022 - SOPHOMORE YEAR

Table with columns: Date, Opp (Res.), DEC, QS, IP, H, R, ER, BB, SO, HR, ERA, NP. Rows include vs. Kansas State, YALE, YALE-G2, MIDDLE TENNESSEE, MIDDLE TENNESSEE-G2, #1 OLE MISS, vs. South Alabama, at Texas A&M, at LSU, #12 VANDERBILT.

GARRETT WADE'S CAREER APPEARANCES

2019 - FRESHMAN YEAR

Table with columns: Date, Opp (Res.), DEC, QS, IP, H, R, ER, BB, SO, HR, ERA, NP. Rows include GEORGIA SOUTHERN, ALABAMA A&M, \*UT MARTIN, \*at South Alabama, \*at UAB, #4 Mississippi State, \*vs. Alabama, \*GEORGIA TECH, #9 ARKANSAS, \*JACKSONVILLE STATE, \*#17 OLE MISS, at #4 Vanderbilt, at #4 Vanderbilt, ALABAMA, UAB.

2020 - SOPHOMORE YEAR

Table with columns: Date, Opp (Res.), DEC, QS, IP, H, R, ER, BB, SO, HR, ERA, NP. Rows include OAKLAND, UCF, ALABAMA A&M, WRIGHT STATE.

2022 - REDSHIRT JUNIOR YEAR

Table with columns: Date, Opp (Res.), DEC, QS, IP, H, R, ER, BB, SO, HR, ERA, NP. Rows include vs. #12 Texas Tech, YALE-G2, UAB, MIDDLE TENNESSEE-G1.

**SUPERLATIVES AND MISCELLANEOUS NOTES**

**STARTS BY POSITION**

**STARTING PITCHER**

Trace Bright	9	2-7
Mason Barnett	7	6-1
Joseph Gonzalez	7	7-0
Hayden Mullins	6	5-1
Jordan Armstrong	4	2-2
Tommy Sheehan	3	2-1
Konner Copeland	2	2-0

**CATCHER**

Nate LaRue	13	8-5
Jake Wyandt	13	11-2
Ryan Dyal	12	7-5

**FIRST BASE**

Sonny DiChiara	33	23-10
Cam Hill	5	3-2

**SECOND BASE**

Cole Foster	31	22-9
Garrett Farquhar	6	4-2
Brooks Carlson	1	0-1

**THIRD BASE**

Blake Rambusch	34	24-10
Garrett Farquhar	4	2-2

**SHORTSTOP**

Brody Moore	37	25-12
Garrett Farquhar	1	1-0

**LEFT FIELD**

Mike Bello	14	10-4
Ryan Dyal	11	8-3
Bryson Ware	4	3-1
Brayton Brown	3	2-1
Josh Hall	3	2-1
Brooks Carlson	1	1-0
Mason Land	1	0-1
Bobby Peirce	1	0-1

**CENTER FIELD**

Kason Howell	38	26-12
--------------	----	-------

**RIGHT FIELD**

Bryson Ware	17	13-4
Bobby Peirce	11	8-3
Blake Rambusch	4	2-2
Mike Bello	3	1-2
Josh Hall	3	2-1

**DESIGNATED HITTER**

Brooks Carlson	17	11-6
Cam Hill	13	9-4
Ryan Dyal	4	4-0
Nate LaRue	3	2-1
Sonny DiChiara	1	0-1

**2022 AUBURN & OPPONENT HIGHS**

**TEAM BATTING**

	AUBURN	OPPONENT
Runs in a game	19, vs. Ole Miss (3/18)	15, Ole Miss (3/19)
Runs in an inning	9, vs. Rhode Island [1st] (G2 - 3/5)	6, Ole Miss [6th] (3/17)
Most Hits in a game	17, UAB (3/2)	19, Ole Miss (3/19)
Fewest Hits in a game	3, two times	1, Rhode Island (G2 - 3/5)
Hits in an inning	7, vs. Rhode Island [1st] (G2 - 3/5)	5, three times
2B in a game	5, vs. Yale (2/25)	6, Ole Miss (3/19)
3B in a game	1, six times	1, Yale (G1 - 2/26)
HR in a game	4, vs. Rhode Island (3/6)	3, four times
SB in a game	2, six times	6, Yale (G1 - 2/26)
LOB in a game	17, two times	14, MSU (4/15)
K in a game	17, vs. K-State (2/20)	19, Yale (2/25)
BB in a game	12, two times	9, two times

**TEAM PITCHING**

	AUBURN	OPPONENT
K in a game	19, vs. Yale (2/25)	17, K-State (2/20)
BB in a game	9, two times	12, two times
Pitchers used	9, vs. S. Alabama (3/22)	10, UAB (3/2)
Total Quality Starts	7	2

**TEAM FIELDING**

	AUBURN	OPPONENT
Errors in a game	5, vs. Ole Miss (3/17)	5, Alabama State (3/1)
DP turned in a game	3, vs. MTSU (G2 - 3/13)	2, three times

**IND. BATTING**

	AUBURN	OPPONENT
Hits in a game	4, two times	5, Bulger [Vandy] (4/9)
Runs in a game	4, three times	4, two times
2B in a game	2, seven times	3, Keegan [Vandy] (4/9)
3B in a game	1, six times	1, Swank [Yale] (G1 - 2/26)
HR in a game	2, DiChiara vs. Vandy (4/10)	2, two times
RBI in a game	6, Ware, two times	4, Elko [OM] (3/19)
XBH in a game	3, two times	3, two times
SB in a game	2, Rambusch, two times	3, Swank [Yale] (G1 - 2/26)
BB in a game	3, five times	4, Sanders [MTSU] (G2 - 3/13)
HBP in a game	2, four times	2, two times
K in a game	4, three times	4, three times
Hitting Streak	17, Rambusch (3/5-4/1)	3, 19 times
Consec. G w/HR	3, DiChiara vs. Troy/Yale (2/23-25)	2, three times

**IND. PITCHING**

	AUBURN	OPPONENT
K by a starter	11, Armstrong vs. Yale (2/25)	12, Johnson [MSU] (4/15)
K by a reliever	6, Armstrong vs. Samford (4/12)	6, two times
BB by a starter	6, Mullins vs. Vandy (4/8)	5, Picone [URI] (G1 - 3/5)
BB by a reliever	4, two times	6, Capell [Yale] (G2 - 2/26)
IP by a starter	9.0, Gonzalez vs. Vandy (4/10)	7.0, two times
IP by a reliever	5.2, Skipper vs. MTSU (3/11)	4.1, Wigginton [MTSU] (G2 - 3/13)

**MISCELLANEOUS**

	AUBURN
Biggest comeback win	6, vs. S. Alabama (3/22)
Biggest blown lead loss	4, at Texas A&M (3/26)
Largest margin of victory	16, vs. Rhode Island (G1 - 3/5)
Largest margin of defeat	15, vs. Vandy (4/9)
Longest game, Time	4:09, vs. S. Alabama (3/22)
Longest game, Time (9 inn)	4:09, vs. S. Alabama (3/22)
Shortest game, Time (9 inn)	2:36, vs. Vandy (4/10)
Longest game, Innings	11, at Texas A&M (3/26)
Largest crowd, Home	4,096, three times
Largest crowd, Road	12,346, at MSU (4/15)
Largest crowd, Neutral	10,515, vs. Texas Tech (2/19)

**STARTS BY ORDER**

**LEADOFF**

Blake Rambusch	38	26-12
----------------	----	-------

**2ND SPOT**

Kason Howell	32	21-11
Brody Moore	6	5-1

**3RD SPOT**

Sonny DiChiara	32	23-9
Ryan Dyal	4	2-2
Cam Hill	2	2-0

**CLEANUP**

Brooks Carlson	16	11-5
Ryan Dyal	9	7-2
Cam Hill	8	6-2
Brody Moore	3	2-1
Sonny DiChiara	2	0-2

**5TH SPOT**

Brody Moore	17	11-6
Bryson Ware	8	5-3
Cole Foster	3	3-0
Nate LaRue	3	2-1
Ryan Dyal	2	2-0
Cam Hill	2	1-1
Kason Howell	2	2-0
Brooks Carlson	1	0-1

**6TH SPOT**

Bryson Ware	7	5-2
Cole Foster	6	5-1
Brody Moore	6	4-2
Mike Bello	5	3-2
Ryan Dyal	4	3-1
Bobby Peirce	4	2-2
Cam Hill	2	1-1
Kason Howell	2	1-1
Brooks Carlson	1	1-0
Garrett Farquhar	1	1-0

**7TH SPOT**

Cole Foster	7	4-3
Nate LaRue	5	3-2
Bobby Peirce	5	4-1
Bryson Ware	5	5-0
Brody Moore	5	3-2
Ryan Dyal	3	3-0
Cam Hill	3	2-1
Mike Bello	1	1-0
Brayton Brown	1	0-1
Brooks Carlson	1	0-1
Garrett Farquhar	1	0-1
Kason Howell	1	1-0

**8TH SPOT**

Cole Foster	14	9-5
Nate LaRue	7	4-3
Ryan Dyal	4	2-2
Garrett Farquhar	4	3-1
Mike Bello	3	3-0
Brayton Brown	2	2-0
Cam Hill	1	0-1
Kason Howell	1	1-0
Bobby Peirce	1	1-0
Bryson Ware	1	1-0

**9TH SPOT**

Jake Wyandt	13	11-2
Mike Bello	8	4-4
Josh Hall	6	4-2
Garrett Farquhar	5	3-2
Bobby Peirce	2	1-1
Ryan Dyal	1	1-0
Cole Foster	1	1-0
Mason Land	1	0-1
Nate LaRue	1	1-0

**PITCHING NOTES**

**2022 BULLPEN BY NUMBERS**

Total App.....	131
Saves/Opp.....	11/14
IR/IRS.....	92/39
BA Against.....	.243
ERA.....	4.66

**SAVES/OPP**

Chase Allsup.....	1/1
Jordan Armstrong.....	1/1
Blake Burkhalter.....	8/9
Parker Carlson.....	0/1
Hayden Mullins.....	0/1
Tommy Sheehan.....	1/1

**INHERITED RUNNERS/SCORED**

Chase Allsup.....	7/4
John Armstrong.....	16/9
Jordan Armstrong.....	1/1
Mason Barnett.....	3/3
Ben Bosse.....	4/0
Blake Burkhalter.....	11/1
Konner Copeland.....	2/0
Tyler Drabick.....	6/2
Brooks Fuller.....	3/1
Joseph Gonzalez.....	2/1
Cade Granzow.....	6/4
Cam Hill.....	1/0
Chase Isbell.....	4/1
Nate LaRue.....	2/1
Tommy Sheehan.....	3/2
Carson Skipper.....	10/4
Carson Swilling.....	11/5

**1ST BATTER FACED/RETIRED**

Chase Allsup.....	11/4
John Armstrong.....	10/8
Jordan Armstrong.....	5/4
Mason Barnett.....	5/2
Ben Bosse.....	7/4
Blake Burkhalter.....	17/13
Parker Carlson.....	5/5
Konner Copeland.....	2/2
Tyler Drabick.....	6/3
Brooks Fuller.....	4/2
Joseph Gonzalez.....	1/1
Cade Granzow.....	6/4
Cam Hill.....	2/1
Chase Isbell.....	6/3
Nate LaRue.....	5/1
Hayden Mullins.....	3/1
Tommy Sheehan.....	4/2
Carson Skipper.....	12/11
Carson Swilling.....	10/6
Garrett Wade.....	4/2

**RELIEF ERA**

Konner Copeland.....	0.00
Joseph Gonzalez.....	0.00
Cam Hill.....	0.00
Nate LaRue.....	1.69
Chase Allsup.....	1.93
John Armstrong.....	3.00
Blake Burkhalter.....	3.25
Carson Skipper.....	3.31
Mason Barnett.....	3.38
Jordan Armstrong.....	3.46
Ben Bosse.....	3.86
Cade Granzow.....	4.91
Tommy Sheehan.....	4.97
Carson Swilling.....	6.48
Hayden Mullins.....	8.31
Parker Carlson.....	8.59
Tyler Drabick.....	9.00
Garrett Wade.....	10.80
Chase Isbell.....	11.05
Brooks Fuller.....	23.14

2022 Auburn Baseball  
Team Game-by-Game for Auburn (as of Apr 20, 2022)  
Pitching (All games)

Date	Opponent	ip	h	r	er	bb	so	2b	3b	hr	wp	bk	hbp	dp	ibb	score	w-l	sv	era
Feb 18	vs Oklahoma	8.0	4	3	3	5	7	1	0	1	1	0	3	2	0	0-3	0-1	0	3.38
Feb 19	vs Texas Tech	9.0	3	1	1	7	8	0	0	0	1	0	1	1	0	2-1	1-1	1	2.12
Feb 20	vs Kansas State	9.0	3	1	0	3	10	0	0	0	0	0	0	1	0	12-1	2-1	1	1.38
Feb 23	TROY	9.0	5	1	1	4	7	0	0	0	1	0	0	0	0	13-1	3-1	1	1.29
Feb 25	YALE	9.0	4	0	0	3	19	0	0	0	2	0	1	1	0	9-0	4-1	1	1.02
Feb 26	YALE	9.0	9	3	3	3	8	2	1	0	1	0	0	0	0	4-3	5-1	1	1.36
Feb 26	YALE	10.0	8	5	5	9	12	2	0	1	4	0	0	0	0	4-5	5-2	1	1.86
Mar 01	ALABAMA STATE	9.0	13	7	6	8	12	3	0	0	3	0	1	1	0	13-7	6-2	1	2.38
Mar 02	UAB	9.0	3	1	1	2	11	1	0	0	0	0	1	1	0	16-1	7-2	1	2.22
Mar 04	RHODE ISLAND	9.0	8	2	2	2	11	2	0	1	0	0	0	0	0	7-2	8-2	2	2.20
Mar 05	RHODE ISLAND	9.0	5	0	0	2	11	0	0	0	0	0	2	1	0	16-0	9-2	2	2.00
Mar 05	RHODE ISLAND	7.0	1	0	0	0	10	0	0	0	1	0	0	1	0	12-0	10-2	2	1.87
Mar 06	RHODE ISLAND	9.0	3	1	1	4	14	0	0	1	0	0	1	0	0	14-1	11-2	3	1.80
Mar 09	vs Tennessee Tech	9.0	10	3	2	3	14	3	0	0	1	0	1	0	0	4-3	12-2	3	1.81
Mar 11	MIDDLE TENNESS	9.0	10	10	6	3	8	3	0	1	1	0	1	0	0	8-10	12-3	3	2.10
Mar 13	MIDDLE TENNESS	9.0	12	7	6	4	8	2	0	3	1	0	1	2	0	10-7	13-3	4	2.35
Mar 13	MIDDLE TENNESS	8.0	8	4	4	5	4	3	0	0	2	0	0	3	0	3-4	13-4	4	2.46
*Mar 17	OLE MISS	9.0	14	13	6	5	13	3	0	3	4	0	1	1	0	6-13	13-5	4	2.66
*Mar 18	OLE MISS	9.0	6	5	3	8	7	1	0	1	2	0	1	0	0	19-5	14-5	4	2.68
*Mar 19	OLE MISS	9.0	19	15	12	2	12	6	0	3	0	1	1	1	0	2-15	14-6	4	3.15
Mar 22	vs South Alabama	9.0	15	12	11	6	9	5	0	0	3	0	3	1	0	13-12	15-6	4	3.53
*Mar 25	at Texas AM	10.0	11	5	5	2	12	2	0	1	2	0	3	1	0	6-5	16-6	5	3.58
*Mar 26	at Texas AM	10.2	11	5	5	3	14	4	0	1	1	0	0	0	0	4-5	16-7	5	3.61
*Mar 27	at Texas AM	9.0	8	9	8	7	9	1	0	1	1	0	1	2	0	13-9	17-7	5	3.80
Mar 29	JACKSONVILLE ST	9.0	6	5	3	4	6	4	0	0	2	0	1	0	0	2-5	17-8	5	3.77
*Mar 31	at LSU	9.0	9	5	5	3	12	1	0	3	0	0	2	1	0	6-5	18-8	6	3.81
*Apr 01	at LSU	8.0	12	9	9	7	8	3	0	1	3	0	0	2	1	2-9	18-9	6	4.02
*Apr 02	at LSU	9.0	11	4	4	2	5	1	0	1	0	0	2	1	0	6-4	19-9	7	4.02
Apr 05	at UAB	9.0	9	4	4	5	11	0	0	2	0	0	1	0	0	6-4	20-9	8	4.02
*Apr 08	VANDERBILT	9.0	2	1	1	7	15	1	0	0	1	0	1	1	0	5-1	21-9	9	3.92
*Apr 09	VANDERBILT	9.0	23	19	19	6	8	10	0	4	0	0	1	0	1	4-19	21-10	9	4.41
*Apr 10	VANDERBILT	9.0	8	2	1	0	8	2	0	0	1	0	0	1	0	8-2	22-10	9	4.30
Apr 12	SAMFORD	9.0	4	1	1	5	17	0	0	0	2	0	1	1	0	4-1	23-10	10	4.20
*Apr 14	at Mississippi State	8.1	6	7	6	9	9	0	0	2	1	0	0	1	2	6-7	23-11	10	4.26
*Apr 15	at Mississippi State	8.0	14	9	9	5	11	3	0	2	2	0	3	0	0	5-9	23-12	10	4.41
*Apr 16	at Mississippi State	9.0	8	2	2	1	7	1	0	2	0	0	0	0	0	3-2	24-12	11	4.35
Apr 19	ALABAMA STATE	10.0	5	5	3	6	16	1	0	0	2	0	0	1	0	6-5	25-12	11	4.30
Apr 20	KENNESAW STAT	9.0	4	1	0	2	14	0	0	0	0	1	0	0	0	14-1	26-12	11	4.18
Totals		340.0	314	187	158	162	397	71	1	35	46	2	35	29	4	287-187	26-12	11	4.18

**AUBURN STARTING PITCHER BREAKDOWN**

Starter	GS	Quality Starts	Run Support	RS/Start	Auburn Record
Bright	9	3	32	3.6	2-7
Barnett	7	0	24	3.4	6-1
Gonzalez	7	4	35	5.0	7-0
Mullins	6	0	18	3.0	5-1
Armstrong	4	0	9	2.3	2-2
Sheehan	3	0	7	2.3	2-1
Copeland	2	0	15	7.5	2-0

**Auburn Overall Rankings**

Category	Rank	No.
ERA	4.18	5th
Opp BA	.246	8th
Hits Allowed	314	T-9th
Walks	162	12th
Strikeouts	397	5th

**Auburn SEC-Only Rankings**

Category	Rank	No.
ERA	6.33	9th
Opp BA	.299	14th
Hits Allowed	162	14th
Walks	67	10th
Strikeouts	150	5th

**AUBURN PITCHING BREAKDOWN**

	W-L	ERA	IP	H	R	ER	BB	K	HR	AVG	W-L	ERA	IP	H	R	ER	BB	K	HR	AVG	
STARTERS	12-6	3.64	158.1	148	71	64	73	180	10	.248	HOME	16-7	3.67	206.0	180	108	84	94	251	18	.233
RELIEVERS	14-6	4.66	181.2	166	116	94	89	217	25	.243	ROAD	6-4	5.70	90.0	99	59	57	44	98	16	.283
TOTALS	26-12	4.18	340.0	314	187	158	162	397	35	.246	NEUT.	4-1	3.48	44.0	35	200	17	24	48	1	.226



## HITTING NOTES

### 2022 MULTI-HIT GAMES

	2	3	4	5+	Total
Blake Rambusch	13	5	1	-	19
Sonny DiChiara	10	4	1	-	15
Kason Howell	7	7	-	-	14
Brody Moore	12	1	-	-	13
Brooks Carlson	5	1	-	-	6
Ryan Dyal	6	-	-	-	6
Cam Hill	5	1	-	-	6
Bryson Ware	4	2	-	-	6
Cole Foster	3	2	-	-	5
Bobby Peirce	3	2	-	-	5
Mike Bello	2	1	-	-	3
Garrett Farquhar	2	1	-	-	2
Nate LaRue	2	1	-	-	2
Jake Wyandt	2	-	-	-	2
Josh Hall	1	-	-	-	1

### CAREER AUBURN MULTI-HIT GAMES

	2	3	4	5+	Total
Kason Howell	33	15	-	-	48
Brody Moore	28	6	2	-	36
Blake Rambusch	13	5	1	-	19
Cam Hill	12	4	-	-	16
Bryson Ware	11	4	-	-	15
Sonny DiChiara	10	4	1	-	15
Garrett Farquhar	8	1	-	-	9
Ryan Dyal	7	-	-	-	7
Brooks Carlson	5	1	-	-	6
Cole Foster	4	2	-	-	6
Josh Hall	5	1	-	-	6
Nate LaRue	3	1	-	-	4
Mike Bello	2	1	-	-	3
Bobby Peirce	3	2	-	-	5
Jake Wyandt	2	-	-	-	2
Brayton Brown	1	-	-	-	1

### 2022 MULTI-RBI GAMES

	2	3	4	5+	Total
Sonny DiChiara	5	2	2	1	10
Ryan Dyal	3	3	1	-	7
Cole Foster	4	1	1	-	6
Kason Howell	5	1	-	-	6
Blake Rambusch	5	1	1	-	7
Brooks Carlson	2	2	1	-	5
Nate LaRue	3	-	-	1	4
Brody Moore	1	2	1	-	4
Bryson Ware	2	-	-	2	4
Garrett Farquhar	3	-	-	-	3
Cam Hill	3	-	-	-	3
Jake Wyandt	1	1	1	-	3
Mike Bello	2	-	-	-	2
Brayton Brown	-	1	-	-	1
Josh Hall	1	-	-	-	1
Bobby Peirce	-	1	-	-	1

### CAREER AUBURN MULTI-RBI GAMES

	2	3	4	5+	Total
Kason Howell	8	7	-	1	16
Brody Moore	11	2	1	1	15
Sonny DiChiara	5	2	2	1	10
Bryson Ware	6	-	2	2	10
Ryan Dyal	5	3	1	-	9
Cam Hill	5	3	1	-	9
Garrett Farquhar	4	1	1	-	6
Cole Foster	4	1	1	-	6
Blake Rambusch	5	1	1	-	7
Brooks Carlson	2	2	1	-	5
Nate LaRue	4	-	-	1	5
Brayton Brown	2	2	-	-	4
Josh Hall	2	1	-	-	3
Jake Wyandt	1	1	1	-	3
Mike Bello	2	-	-	-	2
Bobby Peirce	1	1	-	-	2

### CAREER AUBURN STARTS

	Career	Consec.
Kason Howell	162	86
Brody Moore	104	29
Bryson Ware	58	-
Ryan Dyal	49	2
Cam Hill	48	1
Blake Rambusch	38	38
Cole Foster	35	1
Sonny DiChiara	34	22
Nate LaRue	29	-
Garrett Farquhar	26	-
Brooks Carlson	19	2
Mike Bello	17	-
Josh Hall	16	-
Brayton Brown	14	-
Jake Wyandt	13	-
Bobby Peirce	14	12
Mason Land	1	-

### TEAM NOTES

Auburn Overall SEC Rankings			Auburn SEC-Only Rankings		
Category	Rank	No.	Category	Rank	No.
Avg.	.295	3rd	Avg.	.280	4th
Hits	393	2nd	Hits	153	3rd
2B	80	2nd	2B	30	2nd
HR	39	11th	HR	18	T-8th
BB	193	T-3rd	BB	74	3rd

### 2022 AUBURN HOME RUNS

No.	Player (#)	Opponent (Date)	On	Outs	Inn.	Pitcher
1	Ware (1)	Troy (2/23)	3	2	1	Fletcher (R)
2	DiChiara (1)	Troy (2/23)	2	1	2	Pettys (L)
3	DiChiara (2)	Yale (2/25)	1	1	1	Kipp (R)
4	DiChiara (3)	Yale (G1 - 2/26)	0	2	5	Walsh (R)
5	Howell (1)	Yale (G1 - 2/26)	0	0	9	Easterly (L)
6	Rambusch (1)	Yale (G2 - 2/26)	0	0	8	Capell (R)
7	Foster (1)	Alabama State (3/1)	2	1	2	A. Melendez (L)
8	DiChiara (4)	Alabama State (3/1)	0	0	7	O. Melendez (L)
9	DiChiara (5)	Rhode Island (3/4)	1	1	3	Twitchell (R)
10	Rambusch (2)	Rhode Island (G1 - 3/5)	0	0	1	Picone (R)
11	Dyal (1)	Rhode Island (G1 - 3/5)	1	2	4	Diaz (R)
12	Wyandt (1)	Rhode Island (3/6)	2	2	2	Levesque (L)
13	Carlson (1)	Rhode Island (3/6)	1	0	5	Brutti (R)
14	Dyal (2)	Rhode Island (3/6)	3	1	6	Morrison (R)
15	Farquhar (1)	Rhode Island (3/6)	1	2	7	Morrison (R)
16	Dyal (3)	Middle Tennessee (3/11)	1	1	1	Keenan (R)
17	Moore (1)	Middle Tennessee (3/11)	2	2	9	Wigginton (L)
18	DiChiara (6)	Ole Miss (3/17)	1	1	1	Gaddis (L)
19	Dyal (4)	Ole Miss (3/17)	0	1	6	DeLucia (R)
20	DiChiara (7)	Ole Miss (3/18)	1	2	4	Nichols (R)
21	Howell (2)	Ole Miss (3/18)	2	1	7	McDaniel (R)
22	Farquhar (2)	South Alabama (3/22)	0	1	5	Runyan (L)
23	Foster (2)	Texas A&M (3/26)	0	0	2	Dallas (R)
24	Bello (1)	Texas A&M (3/26)	0	0	2	Dallas (R)
25	LaRue (1)	Texas A&M (3/27)	1	2	2	Prager (L)
26	Foster (3)	Texas A&M (3/27)	1	2	5	Hector (R)
27	Moore (2)	LSU (3/31)	2	2	5	Money (R)
28	DiChiara (8)	LSU (4/2)	1	1	5	Fontenot (R)
29	Foster (4)	Vanderbilt (4/8)	0	0	2	McElvain (R)
30	Carlson (2)	Vanderbilt (4/8)	2	1	3	McElvain (R)
31	DiChiara (9)	Vanderbilt (4/9)	0	2	1	Holton (L)
32	LaRue (2)	Vanderbilt (4/9)	1	2	4	Holton (L)
33	DiChiara (10)	Vanderbilt (4/10)	2	1	2	Reilly (R)
34	DiChiara (11)	Vanderbilt (4/10)	0	2	6	Owen (L)
35	Peirce (1)	Samford (4/12)	0	0	8	Watkins (L)
36	LaRue (3)	Miss. State (4/14)	0	1	3	Smith (R)
37	Foster (5)	Miss. State (4/14)	0	1	8	Kohn (L)
38	Moore (3)	Kennesaw St. (4/20)	0	2	3	Stills (R)
39	Carlson (3)	Kennesaw St. (4/20)	1	2	4	Cain (R)

### AUBURN CAREER HOME RUN BREAKDOWN

	1R	2R	3R	GS	Career	Home	Road	Last
Bello	1	--	--	--	1	--	1	3/26/22
Carlson	--	2	1	--	3	3	--	4/20/22
DiChiara	4	5	2	--	11	10	1	4/10/22
Dyal	3	3	--	1	7	6	1	3/17/22
Farquhar	1	1	--	--	2	1	1	3/22/22
Foster	3	1	1	--	5	2	3	4/14/22
Hill	2	2	--	1	5	5	--	4/25/21
Howell	4	3	2	--	9	3	6	3/18/22
LaRue	3	2	--	--	5	3	2	4/14/22
Moore	2	1	2	--	5	3	2	4/20/22
Peirce	1	--	--	--	1	1	--	4/12/22
Rambusch	2	--	--	--	2	2	--	3/5/22
Ware	2	4	--	1	7	5	2	2/23/22
Wyandt	--	--	1	--	1	1	--	3/6/22

### AUBURN HITTING STREAKS

	Current	'22	Career
Mike Bello	-	6	6
Luke Burk	-	1	1
Brooks Carlson	3	5	5
Sonny DiChiara	2	8	8
Ryan Dyal	-	4	4
Garrett Farquhar	-	6	6
Cole Foster	-	6	6
Josh Hall	2	3	4
Cam Hill	4	3	4
Kason Howell	1	9	9
Mason Land	-	3	3
Nate LaRue	1	2	2
Brody Moore	1	9	9
Brody Moss	1	1	1
Bobby Peirce	3	5	5
Blake Rambusch	2	17	17
Bryson Ware	1	4	6
Jake Wyandt	-	7	7

### AUBURN REACHED BASE STREAKS

	Current	'22	Career
Mike Bello	1	8	8
Luke Burk	-	1	1
Brooks Carlson	10	9	9
Ryan Dyal	5	15	15
Sonny DiChiara	34	34	34
Garrett Farquhar	-	7	7
Cole Foster	1	11	11
Josh Hall	2	3	5
Cam Hill	4	7	8
Kason Howell	7	23	23
Mason Land	-	4	4
Nate LaRue	1	4	7
Brody Moore	1	18	18
Brody Moss	1	1	1
Bobby Peirce	3	8	8
Blake Rambusch	36	36	36
Bryson Ware	2	8	8
Jake Wyandt	1	7	7

### BUNT HITS

Player	No.
Josh Hall	3
Mike Bello	1
Cole Foster	1
Brody Moore	1
Blake Rambusch	1
<b>TOTAL</b>	<b>7</b>

### SAC BUNTS

Player	No.
Blake Rambusch	2
Mike Bello	1
Brayton Brown	1
Ryan Dyal	1
Kason Howell	1
Mason Land	1
Brody Moore	1
Jake Wyandt	1
<b>TOTAL</b>	<b>9</b>

### SAC FLIES

Player	No.
Blake Rambusch	4
Nate LaRue	3
Kason Howell	3
Sonny DiChiara	2
Ryan Dyal	2
Brody Moore	2
Cole Foster	1
Cam Hill	1
Brody Moss	1
Bryson Ware	1
Jake Wyandt	1
<b>TOTAL</b>	<b>21</b>

### OUTFIELD ASSISTS

Player	No.
Bryson Ware	3
Ryan Dyal	2
Kason Howell	1
Bobby Peirce	1
<b>TOTAL</b>	<b>7</b>

### PINCH HITS

Player	No.
Brooks Carlson	3
Garrett Farquhar	2
Cam Hill	2
Mason Land	2
Mike Bello	1
Luke Burk	1
Brody Moss	1
<b>TOTAL</b>	<b>10</b>

**AUBURN 2022 GAME-BY-GAME STARTING LINEUPS**

DATE	OPP	1	2	3	4	5	6	7	8	9	SP
2/18	vs. Oklahoma	Rambusch	Howell	Dyal	DiChiara	Moore	Ware	Hill	Foster	Farquhar	Sheehan
2/19	vs. Texas Tech	Rambusch	Moore	DiChiara	Dyal	Howell	Ware	Foster	Farquhar	Wyandt	Gonzalez
2/20	vs. Kansas State	Rambusch	Moore	DiChiara	Dyal	LaRue	Howell	Foster	Brown	Hall	Bright
2/23	Troy	Rambusch	Howell	DiChiara	Dyal	Moore	Ware	Foster	Brown	Wyandt	Sheehan
2/25	Yale	Rambusch	Moore	DiChiara	Dyal	LaRue	Ware	Foster	Howell	Hall	Armstrong
2/26	Yale - G1	Rambusch	Moore	DiChiara	Dyal	Ware	Foster	Howell	Farquhar	Wyandt	Gonzalez
2/26	Yale - G2	Rambusch	Moore	DiChiara	Dyal	LaRue	Howell	Brown	Foster	Hall	Bright
3/1	Alabama State	Rambusch	Moore	DiChiara	Dyal	Howell	Ware	Hill	Foster	Wyandt	Copeland
3/2	UAB	Rambusch	Howell	DiChiara	Hill	Foster	Farquhar	Ware	Dyal	Wyandt	Barnett
3/4	Rhode Island	Rambusch	Howell	DiChiara	Hill	Moore	Ware	Dyal	Foster	Hall	Armstrong
3/5	Rhode Island - G1	Rambusch	Howell	DiChiara	Carlson	Ware	Dyal	Moore	Foster	Wyandt	Gonzalez
3/5	Rhode Island - G2	Rambusch	Howell	DiChiara	Hill	Ware	Moore	Dyal	Foster	Wyandt	Bright
3/6	Rhode Island	Rambusch	Howell	Hill	Carlson	Moore	Dyal	Ware	Foster	Wyandt	Mullins
3/8	vs. Tennessee Tech	Rambusch	Howell	Hill	Carlson	Moore	Dyal	Ware	Foster	Wyandt	Barnett
3/11	Middle Tennessee	Rambusch	Howell	Dyal	Carlson	Ware	Hill	Moore	Foster	Hall	Armstrong
3/13	Middle Tennessee - G1	Rambusch	Howell	Dyal	Carlson	Ware	Hill	Moore	Foster	Wyandt	Gonzalez
3/13	Middle Tennessee - G2	Rambusch	Howell	Dyal	DiChiara	Ware	Moore	Farquhar	Hill	Wyandt	Bright
3/17	Ole Miss*	Rambusch	Howell	DiChiara	Carlson	Hill	Ware	Moore	Dyal	Wyandt	Barnett
3/18	Ole Miss*	Rambusch	Howell	DiChiara	Dyal	Ware	Moore	Hill	Farquhar	Bello	Mullins
3/19	Ole Miss*	Rambusch	Howell	DiChiara	Dyal	Ware	Moore	Carlson	Farquhar	Bello	Bright
3/22	vs. South Alabama	Rambusch	Howell	DiChiara	Carlson	Dyal	Moore	Ware	Bello	Farquhar	Barnett
3/25	at Texas A&M*	Rambusch	Howell	DiChiara	Carlson	Dyal	Moore	LaRue	Bello	Farquhar	Mullins
3/26	at Texas A&M*	Rambusch	Howell	DiChiara	Hill	Moore	Dyal	LaRue	Foster	Bello	Bright
3/27	at Texas A&M*	Rambusch	Howell	DiChiara	Carlson	Moore	Bello	Ware	LaRue	Foster	Sheehan
3/29	Jacksonville State	Rambusch	Howell	DiChiara	Hill	Moore	Bello	Foster	Dyal	Land	Armstrong
3/31	at LSU*	Rambusch	Howell	DiChiara	Hill	Moore	Bello	LaRue	Foster	Hall	Mullins
4/1	at LSU*	Rambusch	Howell	DiChiara	Moore	Carlson	Bello	LaRue	Foster	Peirce	Bright
4/2	at LSU*	Rambusch	Howell	DiChiara	Moore	Foster	Bello	LaRue	Dyal	Peirce	Gonzalez
4/5	at UAB	Rambusch	Howell	DiChiara	Moore	Foster	Carlson	Bello	Peirce	LaRue	Barnett
4/8	Vanderbilt*	Rambusch	Howell	DiChiara	Carlson	Moore	Foster	Peirce	LaRue	Bello	Mullins
4/9	Vanderbilt*	Rambusch	Howell	DiChiara	Carlson	Moore	Foster	Peirce	LaRue	Farquhar	Bright
4/10	Vanderbilt*	Rambusch	Howell	DiChiara	Carlson	Moore	Foster	Peirce	LaRue	Bello	Gonzalez
4/12	Samford	Rambusch	Howell	DiChiara	Hill	Moore	Foster	Peirce	Bello	Wyandt	Barnett
4/14	at Mississippi State*	Rambusch	Howell	DiChiara	Carlson	Moore	Peirce	Foster	LaRue	Bello	Mullins
4/15	at Mississippi State*	Rambusch	Howell	DiChiara	Carlson	Moore	Peirce	Foster	LaRue	Bello	Bright
4/16	at Mississippi State*	Rambusch	Howell	DiChiara	Hill	Moore	Foster	Peirce	LaRue	Bello	Gonzalez
4/19	Alabama State	Rambusch	Howell	DiChiara	Carlson	Moore	Peirce	Dyal	Ware	Farquhar	Barnett
4/20	Kennesaw State	Rambusch	Howell	DiChiara	Carlson	Hill	Peirce	Moore	Foster	Dyal	Copeland
4/22	South Carolina*										
4/23	South Carolina*										
4/24	South Carolina*										
4/26	at Jacksonville State										
4/29	at Tennessee*										
4/30	at Tennessee*										
5/1	at Tennessee*										
5/6	Arkansas*										
5/7	Arkansas*										
5/8	Arkansas*										
5/10	at Troy										
5/13	Alabama*										
5/14	Alabama*										
5/15	Alabama*										
5/17	at Samford										
5/19	at Kentucky*										
5/20	at Kentucky*										
5/21	at Kentucky*										

\* - SEC Game

## AUBURN 2021 GAME-BY-GAME STARTERS

DATE	OPP	SP	C	1B	2B	3B	SS	LF	CF	RF	DH
2/18	vs. Oklahoma	Sheehan	Dyal	DiChiara	Foster	Farquhar	Moore	Ware	Howell	Rambusch	Hill
2/19	vs. Texas Tech	Gonzalez	Wyandt	DiChiara	Foster	Farquhar	Moore	Ware	Howell	Rambusch	Dyal
2/20	vs. Kansas State	Bright	Dyal	DiChiara	Foster	Rambusch	Moore	Brown	Howell	Hall	LaRue
2/23	Troy	Sheehan	Wyandt	DiChiara	Foster	Rambusch	Moore	Brown	Howell	Ware	Dyal
2/25	Yale	Armstrong	Dyal	DiChiara	Foster	Rambusch	Moore	Hall	Howell	Ware	LaRue
2/26	Yale - G1	Gonzalez	Wyandt	DiChiara	Foster	Farquhar	Moore	Ware	Howell	Rambusch	Dyal
2/26	Yale - G2	Bright	Dyal	DiChiara	Foster	Rambusch	Moore	Brown	Howell	Hall	LaRue
3/1	Alabama State	Copeland	Wyandt	DiChiara	Foster	Rambusch	Moore	Dyal	Howell	Ware	Hill
3/2	UAB	Barnett	Wyandt	DiChiara	Foster	Rambusch	Farquhar	Dyal	Howell	Ware	Hill
3/4	Rhode Island	Armstrong	Dyal	DiChiara	Foster	Rambusch	Moore	Hall	Howell	Ware	Hill
3/5	Rhode Island - G1	Gonzalez	Wyandt	DiChiara	Foster	Rambusch	Moore	Dyal	Howell	Ware	Carlson
3/5	Rhode Island - G2	Bright	Wyandt	DiChiara	Foster	Rambusch	Moore	Dyal	Howell	Ware	Hill
3/6	Rhode Island	Mullins	Wyandt	Hill	Foster	Rambusch	Moore	Dyal	Howell	Ware	Carlson
3/8	vs. Tennessee Tech	Barnett	Wyandt	Hill	Foster	Rambusch	Moore	Dyal	Howell	Ware	Carlson
3/11	Middle Tennessee	Armstrong	Dyal	Hill	Foster	Rambusch	Moore	Hall	Howell	Ware	Carlson
3/13	Middle Tennessee - G1	Gonzalez	Wyandt	Hill	Foster	Rambusch	Moore	Dyal	Howell	Ware	Carlson
3/13	Middle Tennessee - G2	Bright	Wyandt	Hill	Farquhar	Rambusch	Moore	Dyal	Howell	Ware	DiChiara
3/17	Ole Miss*	Barnett	Wyandt	DiChiara	Carlson	Rambusch	Moore	Dyal	Howell	Ware	Hill
3/18	Ole Miss*	Mullins	Dyal	DiChiara	Farquhar	Rambusch	Moore	Bello	Howell	Ware	Hill
3/19	Ole Miss*	Bright	Dyal	DiChiara	Farquhar	Rambusch	Moore	Bello	Howell	Ware	Carlson
3/22	vs. South Alabama	Barnett	Dyal	DiChiara	Farquhar	Rambusch	Moore	Bello	Howell	Ware	Carlson
3/25	at Texas A&M*	Mullins	LaRue	DiChiara	Farquhar	Rambusch	Moore	Dyal	Howell	Bello	Carlson
3/26	at Texas A&M*	Bright	LaRue	DiChiara	Foster	Rambusch	Moore	Dyal	Howell	Bello	Hill
3/27	at Texas A&M*	Sheehan	LaRue	DiChiara	Foster	Rambusch	Moore	Bello	Howell	Ware	Carlson
3/29	Jacksonville State	Armstrong	Dyal	DiChiara	Foster	Rambusch	Moore	Land	Howell	Bello	Hill
3/31	at LSU*	Mullins	LaRue	DiChiara	Foster	Rambusch	Moore	Bello	Howell	Hall	Hill
4/1	at LSU*	Bright	LaRue	DiChiara	Foster	Rambusch	Moore	Bello	Howell	Peirce	Carlson
4/2	at LSU*	Gonzalez	LaRue	DiChiara	Foster	Rambusch	Moore	Bello	Howell	Peirce	Dyal
4/5	at UAB	Barnett	LaRue	DiChiara	Foster	Rambusch	Moore	Bello	Howell	Peirce	Carlson
4/8	Vanderbilt*	Mullins	LaRue	DiChiara	Foster	Rambusch	Moore	Bello	Howell	Peirce	Carlson
4/9	Vanderbilt*	Bright	LaRue	DiChiara	Foster	Farquhar	Moore	Peirce	Howell	Rambusch	Carlson
4/10	Vanderbilt*	Gonzalez	LaRue	DiChiara	Foster	Rambusch	Moore	Bello	Howell	Peirce	Carlson
4/12	Samford	Barnett	Wyandt	DiChiara	Foster	Rambusch	Moore	Bello	Howell	Peirce	Hill
4/14	at Mississippi State*	Mullins	LaRue	DiChiara	Foster	Rambusch	Moore	Bello	Howell	Peirce	Carlson
4/15	at Mississippi State*	Bright	LaRue	DiChiara	Foster	Rambusch	Moore	Bello	Howell	Peirce	Carlson
4/16	at Mississippi State*	Gonzalez	LaRue	DiChiara	Foster	Rambusch	Moore	Bello	Howell	Peirce	Hill
4/19	Alabama State	Barnett	Dyal	DiChiara	Farquhar	Rambusch	Moore	Ware	Howell	Peirce	Carlson
4/20	Kennesaw State	Copeland	Dyal	DiChiara	Foster	Rambusch	Moore	Carlson	Howell	Peirce	Hill
4/22	South Carolina*										
4/23	South Carolina*										
4/24	South Carolina*										
4/26	at Jacksonville State										
4/29	at Tennessee*										
4/30	at Tennessee*										
5/1	at Tennessee*										
5/6	Arkansas*										
5/7	Arkansas*										
5/8	Arkansas*										
5/10	at Troy										
5/13	Alabama*										
5/14	Alabama*										
5/15	Alabama*										
5/17	at Samford										
5/19	at Kentucky*										
5/20	at Kentucky*										
5/21	at Kentucky*										

\* - SEC Game

OVERALL STATS



2022 Auburn Baseball  
Overall Statistics for Auburn (as of Apr 20, 2022)  
(All games Sorted by Batting avg)



Record: 26-12 Home: 16-7 Away: 6-4 Neutral: 4-1 SEC: 8-7

Player	avg	gp-gs	ab	r	h	2b	3b	hr	rbi	tb	slg%	bb	hp	so	gdp	ob%	sf	sh	sb-att	po	a	e	fld%	
17 DiChiara, Sonny	.434	34-34	113	33	49	15	0	11	36	97	.858	39	6	22	2	.588	2	0	0-0	230	15	3	.988	
1 Rambusch, Blake	.371	38-38	159	33	59	9	1	2	28	76	.478	15	10	20	0	.447	4	2	10-15	25	72	4	.960	
5 Howell, Kason	.329	38-38	152	34	50	14	2	2	26	74	.487	17	7	28	1	.413	3	1	7-8	89	1	2	.978	
16 Hill, Cam	.314	25-18	70	11	22	6	0	0	15	28	.400	8	1	21	0	.388	1	0	0-1	31	1	0	1.000	
19 Carlson, Brooks	.306	26-19	85	21	26	3	0	3	16	38	.447	11	1	22	2	.392	0	0	0-0	1	0	1	.500	
4 Moore, Brody	.285	37-37	144	28	41	7	0	3	19	57	.396	19	2	24	2	.371	2	1	3-5	36	81	2	.983	
7 Foster, Cole	.257	32-31	109	20	28	4	0	5	25	47	.431	16	5	29	2	.374	1	0	0-1	47	75	5	.961	
8 Ware, Bryson	.250	34-21	80	20	20	8	1	1	19	33	.413	11	2	29	1	.351	1	0	4-4	38	3	0	1.000	
31 Bello, Mike	.238	27-17	63	13	15	3	0	1	8	21	.333	12	1	14	0	.368	0	1	1-1	27	0	1	.964	
6 Dyal, Ryan	.227	28-27	88	23	20	4	0	4	26	36	.409	16	7	28	2	.381	2	1	0-0	135	4	2	.986	
28 LaRue, Nate	.185	25-16	65	11	12	2	0	3	15	23	.354	6	2	29	0	.263	3	1	1-1	153	11	1	.994	
-----																								
27 Peirce, Bobby	.340	22-12	53	10	18	2	3	1	8	29	.547	5	2	12	0	.410	1	0	2-2	21	1	1	.957	
72 Moss, Brody	.333	5-0	3	0	1	0	0	0	1	1	.333	0	0	1	0	.250	1	0	0-0	0	1	0	1.000	
2 Hall, Josh	.269	18-6	26	5	7	1	0	0	2	8	.308	5	0	10	0	.387	0	0	1-1	7	0	0	1.000	
50 Wyandt, Jake	.237	19-13	38	8	9	1	0	1	12	13	.342	4	2	14	0	.333	1	1	1-1	118	11	3	.977	
11 Farquhar, Garrett	.222	25-11	45	12	10	1	0	2	8	17	.378	4	3	3	1	.327	0	0	0-0	19	26	0	1.000	
37 Land, Mason	.188	17-1	16	2	3	0	0	0	1	3	.188	3	1	3	0	.350	0	1	0-0	4	4	0	1.000	
Brown, B.	.167	6-3	12	2	2	0	0	0	3	2	.167	2	2	7	0	.375	0	1	0-0	5	0	0	1.000	
51 Burk, Luke	.125	11-0	8	1	1	0	0	0	0	1	.125	0	0	6	0	.125	0	0	0-0	18	0	0	1.000	
13 Schorr, Ben	.000	2-0	1	0	0	0	0	0	0	0	.000	0	0	0	0	.000	0	0	0-0	1	0	0	1.000	
Totals	.295	38	1330	287	393	80	7	39	268	604	.454	193	54	322	13	.400	22	10	30-40	1020	343	29	.979	
Opponents	.246	38	1278	187	314	71	1	35	168	492	.385	162	35	397	22	.343	16	9	21-31	977	325	36	.973	

LOB - Team (346), Opp (295). DPs turned - Team (29), Opp (17). CI - Team (2), Dyal, R. 1, LaRue, N. 1, Opp (1). IBB - Team (12), DiChiara, S. 8, Dyal, R. 2, Hill, C. 1, Rambusch, B. 1, Opp (4).

(All games Sorted by Earned run avg)

Player	era	w-l	app	gs	cg	sho	sv	ip	h	r	er	bb	so	2b	3b	hr	b/avg	wp	hp	bk	sfa	sha		
45 Gonzalez, Joseph	2.01	5-0	8	7	1	0/1	0	40.1	39	10	9	7	30	5	1	2	.258	2	3	0	2	2		
40 Burkhalter, Blake	3.25	4-1	17	0	0	0/0	8	27.2	16	12	10	7	41	2	0	4	.165	2	3	0	1	2		
29 Skipper, Carson	3.31	3-0	12	0	0	0/0	0	32.2	28	17	12	6	31	8	0	6	.230	3	2	0	2	1		
20 Mullins, Hayden	3.58	2-1	9	6	0	0/0	0	27.2	19	11	11	22	36	3	0	3	.202	3	7	0	2	1		
21 Bright, Trace	4.17	2-4	9	9	0	0/1	0	45.1	40	25	21	21	51	10	0	3	.234	4	1	0	1	0		
18 Barnett, Mason	4.29	2-1	12	7	0	0/0	0	35.2	33	18	17	16	45	8	0	3	.248	4	2	0	2	0		
-----																								
54 Copeland, Konner	0.00	1-0	4	2	0	0/0	0	7.0	7	1	0	3	10	0	0	0	.269	0	0	0	0	0		
16 Hill, Cam	0.00	0-0	2	0	0	0/1	0	1.1	0	0	0	0	1	0	0	0	.000	0	1	0	0	0		
28 LaRue, Nate	1.69	0-0	5	0	0	0/0	0	5.1	7	1	1	3	4	0	0	1	.318	1	0	0	0	0		
46 Allsup, Chase	1.93	1-0	11	0	0	0/1	1	14.0	10	7	3	10	22	2	0	2	.192	3	4	0	2	0		
41 Armstrong, John	3.00	0-0	10	0	0	0/1	0	6.0	6	6	2	6	8	1	0	0	.273	3	0	0	1	1		
34 Bosse, Ben	3.86	0-0	7	0	0	0/2	0	4.2	4	3	2	2	6	0	0	0	.235	3	1	1	0	0		
52 Armstrong, Jordan	4.32	3-1	10	4	0	0/1	1	25.0	27	14	12	13	38	8	0	2	.270	3	4	1	0	0		
9 Granzow, Cade	4.91	0-0	7	0	0	0/1	0	7.1	9	4	4	4	4	2	0	1	.333	2	1	0	2	0		
32 Swilling, Carson	6.48	0-2	11	0	0	0/1	0	16.2	18	12	12	9	18	6	0	2	.281	4	2	0	0	0		
47 Sheehan, Tommy	6.62	1-0	8	3	0	0/0	1	17.2	16	13	13	13	15	4	0	1	.246	2	1	0	1	0		
23 Carlson, Parker	8.59	1-1	5	0	0	0/0	0	7.1	8	7	7	3	10	1	0	3	.267	2	0	0	0	0		
57 Drabick, Tyler	9.00	1-0	7	0	0	0/1	0	7.0	9	9	7	5	13	1	0	2	.310	2	2	0	0	2		
22 Wade, Garrett	10.80	0-0	4	0	0	0/0	0	1.2	0	2	2	3	3	0	0	0	.000	1	0	0	0	0		
43 Isbell, Chase	11.05	0-1	7	0	0	0/0	0	7.1	12	9	9	5	8	7	0	0	.353	2	1	0	0	0		
14 Fuller, Brooks	23.14	0-0	4	0	0	0/0	0	2.1	6	6	6	4	3	3	0	0	.462	0	0	0	0	0		
Totals	4.18	26-12	38	38	1	3/3	11	340.0	314	187	158	162	397	71	1	35	.246	46	35	2	16	9		
Opponents	6.83	12-26	38	38	0	1/1	3	325.2	393	287	247	193	322	80	7	39	.295	50	54	5	22	10		

PB - Team (6), Dyal, R. 3, Wyandt, J. 2, LaRue, N. 1, Opp (11). Pickoffs - Team (4), Wyandt, J. 2, Mullins, H. 1, Allsup, C. 1. SBA/ATT - Wyandt, J. (8-12), Dyal, R. (11-12), Bright, T. (4-6), LaRue, N. (2-6), Skipper, C. (3-4), Barnett, M. (3-4), Armstrong (2-4), Granzow, C. (2-2), Gonzalez, J. (2-2), Mullins, H. (0-2), Allsup, C. (2-2), Carlson, P. (1-1), Sheehan, T. (1-1), Swilling, C. (0-1), Armstrong, J (1-1), Copeland, K. (0-1).

**SEC STATS**



**2022 Auburn Baseball**  
**Conference statistics for Auburn (as of Apr 18, 2022)**  
**(SEC games only Sorted by Batting avg)**



Record: 8-7 Home: 3-3 Away: 5-4 SEC: 8-7

Player	avg	gp-gs	ab	r	h	2b	3b	hr	rbi	tb	slg%	bb	hp	so	gdp	ob%	sf	sh	sb-att	po	a	e	fld%	
1 Rambusch, Blake	.394	15-15	66	10	26	8	0	0	12	34	.515	5	4	9	0	.461	1	1	4-5	12	37	3	.942	
17 DiChiara, Sonny	.392	15-15	51	13	20	3	0	6	18	41	.804	22	1	13	2	.573	1	0	0-0	110	10	3	.976	
27 Peirce, Bobby	.333	11-8	30	5	10	1	1	0	1	13	.433	4	0	5	0	.412	0	0	0-0	10	1	1	.917	
7 Foster, Cole	.326	11-11	43	11	14	2	0	4	7	28	.651	4	1	13	1	.388	1	0	0-0	18	26	3	.936	
5 Howell, Kason	.296	15-15	71	11	21	5	0	1	9	29	.408	4	1	15	1	.342	0	0	3-4	37	1	1	.974	
19 Carlson, Brooks	.295	13-10	44	6	13	2	0	1	7	18	.409	6	0	9	1	.380	0	0	0-0	1	0	1	.500	
4 Moore, Brody	.274	15-15	62	8	17	1	0	1	7	21	.339	7	1	11	1	.352	1	0	2-4	16	34	1	.980	
31 Bello, Mike	.244	13-13	45	12	11	2	0	1	5	16	.356	7	1	10	0	.358	0	1	1-1	16	0	1	.941	
28 LaRue, Nate	.136	13-12	44	7	6	2	0	3	9	17	.386	4	2	19	0	.240	0	1	0-0	113	10	1	.992	
-----																								
2 Hall, Josh	.333	5-1	6	2	2	0	0	0	2	2	.333	2	0	2	0	.500	0	0	0-0	4	0	0	1.000	
16 Hill, Cam	.217	8-5	23	2	5	2	0	0	4	7	.304	1	0	8	0	.250	0	0	0-0	0	0	0	.000	
6 Dyal, Ryan	.182	7-6	22	3	4	0	0	1	4	7	.318	5	0	8	1	.333	0	1	0-0	27	1	0	1.000	
11 Farquhar, Garrett	.143	7-4	14	2	2	0	0	0	2	2	.143	1	1	1	0	.250	0	0	0-0	9	8	0	1.000	
37 Land, Mason	.143	6-0	7	1	1	0	0	0	1	1	.143	0	1	2	0	.250	0	1	0-0	3	0	0	1.000	
8 Ware, Bryson	.111	11-4	18	2	2	2	0	0	2	4	.222	2	0	11	1	.200	0	0	0-0	10	2	0	1.000	
50 Wyandt, Jake	.000	3-1	1	0	0	0	0	0	0	0	.000	0	0	1	0	.000	0	1	0-0	9	4	2	.867	
51 Burk, Luke	.000	1-0	0	0	0	0	0	0	0	0	.000	0	0	0	0	.000	0	0	0-0	1	0	0	1.000	
Totals	.282	15	547	95	154	30	1	18	90	240	.439	74	13	137	8	.378	4	6	10-14	405	147	19	.967	
Opponents	.299	15	542	110	162	39	0	25	100	276	.509	67	16	150	12	.385	11	3	5-14	405	132	13	.976	

LOB - Team (144), Opp (125). DPs turned - Team (12), Opp (8). CI - Team (1), LaRue, N. 1. IBB - Team (6), DiChiara, S. 4, Rambusch, B. 1, Dyal, R. 1, Opp (4).

**(SEC games only Sorted by Earned run avg)**

Player	era	w-l	app	gs	cg	sho	sv	ip	h	r	er	bb	so	2b	3b	hr	b/avg	wp	hp	bk	sfa	sha		
45 Gonzalez, Joseph	2.35	3-0	3	3	1	0/0	0	23.0	24	7	6	2	15	4	0	2	.261	1	1	0	1	0		
20 Mullins, Hayden	3.10	1-0	5	5	0	0/0	0	20.1	14	7	7	17	28	2	0	2	.203	3	5	0	2	0		
29 Skipper, Carson	5.29	2-0	7	0	0	0/0	0	17.0	17	14	10	3	15	4	0	5	.262	2	2	0	1	1		
40 Burkhalter, Blake	7.15	0-1	8	0	0	0/0	5	11.1	11	10	9	6	18	1	0	4	.262	1	1	0	1	2		
21 Bright, Trace	7.25	0-4	5	5	0	0/0	0	22.1	28	21	18	13	28	8	0	3	.295	1	1	0	1	0		
-----																								
28 LaRue, Nate	0.00	0-0	1	0	0	0/0	0	1.2	1	0	0	1	0	0	0	0	.167	1	0	0	0	0		
54 Copeland, Konner	0.00	0-0	2	0	0	0/0	0	0.2	0	0	0	0	1	0	0	0	.000	0	0	0	0	0		
52 Armstrong, Jordan	2.08	1-0	2	0	0	0/0	0	4.1	7	1	1	0	7	2	0	0	.389	1	0	1	0	0		
46 Allsup, Chase	6.75	1-0	3	0	0	0/0	0	2.2	2	5	2	3	2	0	0	1	.200	0	2	0	2	0		
32 Swilling, Carson	7.45	0-0	5	0	0	0/0	0	9.2	14	8	8	2	9	4	0	2	.350	2	2	0	0	0		
18 Barnett, Mason	9.00	0-1	3	1	0	0/0	0	8.0	11	8	8	5	12	3	0	3	.333	3	0	0	1	0		
9 Granzow, Cade	13.50	0-0	2	0	0	0/0	0	2.0	4	3	3	3	0	2	0	1	.444	0	0	0	1	0		
43 Isbell, Chase	16.20	0-1	4	0	0	0/0	0	5.0	11	9	9	3	6	6	0	0	.423	2	1	0	0	0		
47 Sheehan, Tommy	18.00	0-0	3	1	0	0/0	0	5.0	10	10	10	6	4	3	0	0	.455	0	1	0	1	0		
57 Drabick, Tyler	18.00	0-0	2	0	0	0/0	0	2.0	6	4	4	1	5	0	0	2	.500	0	0	0	0	0		
41 Armstrong, John	99.00	0-0	1	0	0	0/0	0	0.0	2	3	2	2	0	0	0	0	1.000	1	0	0	0	0		
Totals	6.33	8-7	15	15	1	0/0	5	135.0	162	110	95	67	150	39	0	25	.299	18	16	1	11	3		
Opponents	5.80	7-8	15	15	0	0/0	1	135.0	154	95	87	74	137	30	1	18	.282	14	13	1	4	6		

PB - Team (4), Wyandt, J. 2, LaRue, N. 1, Dyal, R. 1, Opp (3). SBA/ATT - LaRue, N. (1-5), Bright, T. (3-4), Dyal, R. (3-4), Wyandt, J. (1-4), Skipper, C. (1-2), Mullins, H. (0-2), Armstrong (0-2), Swilling, C. (0-1), Barnett, M. (0-1), Granzow, C. (1-1), Copeland, K. (0-1).

**GAME SUMMARY**



**2022 Auburn Baseball  
Games Summary for Auburn (as of Apr 20, 2022)  
(All games)**



Score by innings	1	2	3	4	5	6	7	8	9	EX	Total
Auburn	37	33	46	32	37	31	29	32	7	3	287
Opponents	26	17	10	20	22	30	30	16	13	3	187

**Record when ...**

Overall	26-12	After 6 leading	20-2
Conference	8-7	..... trailing	4-7
Non-Conference	18-5	..... tied	2-3
Home games	16-7	After 7 leading	20-2
Away games	6-4	..... trailing	3-8
Neutral site	4-1	..... tied	2-1
Day games	10-7	After 8 leading	22-2
Night games	16-5	..... trailing	2-8
vs Left starter	6-3	..... tied	1-1
vs Right starter	20-9	Hit 0 home runs	10-6
1-Run games	8-4	... 1 home run	6-1
2-Run games	2-1	... 2+ home runs	10-5
5+Run games	12-4	Opponent 0 home runs	16-2
Extra innings	3-3	..... 1 home run	6-5
Shutouts	3-1	..... 2+ HRs	4-5
Scoring 0-2 runs	1-4	Made 0 errors	11-3
..... 3-5 runs	5-5	.... 1 error	14-8
..... 6-9 runs	8-3	.... 2+ errors	1-1
..... 10+ runs	12-0	Opp. made 0 errors	10-4
Opponent 0-2 runs	14-0	..... 1 error	8-8
..... 3-5 runs	8-5	..... 2+ errors	8-0
..... 6-9 runs	3-3	Out-hit opponent	17-4
..... 10+ runs	1-4	Out-hit by opponent	5-7
Scored in 1st inning	10-4	Hits are tied	4-1
Opp. scored in 1st	11-6		
Scores first	13-3		
Opp. scores first	13-9		

**Record when team scores:**

Runs	0	1	2	3	4	5	6	7	8	9	10+
W-L	0-1	0-0	1-3	1-1	3-3	1-1	5-2	1-0	1-1	1-0	12-0

**Record when opponent scores:**

Runs	0	1	2	3	4	5	6	7	8	9	10+
W-L	3-0	8-0	3-0	2-1	2-1	4-3	0-0	2-1	0-0	1-2	1-4

**Record when leading after:**

Inn.	1	2	3	4	5	6	7	8
W-L	8-3	12-3	16-3	19-1	22-1	20-2	20-2	22-2

**Record when trailing after:**

Inn.	1	2	3	4	5	6	7	8
W-L	8-5	8-5	4-6	4-7	2-8	4-7	3-8	2-8

**Record when tied after:**

Inn.	1	2	3	4	5	6	7	8
W-L	10-4	6-4	6-3	3-4	2-3	2-3	2-1	1-1

Current winning streak: 3  
 Longest winning streak: 7  
 Longest losing streak: 2

Home attendance : 80948 ( 23 dates avg = 3519 )  
 Away attendance : 95396 ( 15 dates avg = 6359 )  
 Total attendance: 176344 ( 38 dates avg = 4640 )

**CAREER vs SOUTH CAROLINA**



**Individual Career History  
vs South Carolina**



Fuller, Brooks

Year	avg	gp-gs	ab	r	h	2b	3b	hr	rbi	tb	slg%	bb	hbp	so	gdp	ob%	sf	sh	sb-att	po	a	e	fld%
2019	.000	0-0	0	0	0	0	0	0	0	0	.000	0	0	0	0	.000	0	0	0-0	0	1	0	1.000
TOTAL	.000	0-0	0	0	0	0	0	0	0	0	.000	0	0	0	0	.000	0	0	0-0	0	1	0	1.000

Year	era	w-l	app	qs	cq	sho	sv	ip	h	r	er	bb	so	2b	3b	hr	bf	bavq	wp	hbp	bk	sfa	sha
2019	3.60	0-1	1	1	0	0/0	0	5.0	3	2	2	4	4	1	0	1	21	.188	2	0	0	0	1
TOTAL	3.60	0-1	1	1	0	0/0	0	5.0	3	2	2	4	4	1	0	1	21	.188	2	0	0	0	1

Howell, Kason

Year	avg	gp-gs	ab	r	h	2b	3b	hr	rbi	tb	slg%	bb	hbp	so	gdp	ob%	sf	sh	sb-att	po	a	e	fld%
2019	.462	3-3	13	1	6	1	0	0	2	7	.538	0	0	0	1	.462	0	0	2-2	8	0	0	1.000
TOTAL	.462	3-3	13	1	6	1	0	0	2	7	.538	0	0	0	1	.462	0	0	2-2	8	0	0	1.000

Skipper, Carson

Year	avg	gp-gs	ab	r	h	2b	3b	hr	rbi	tb	slg%	bb	hbp	so	gdp	ob%	sf	sh	sb-att	po	a	e	fld%
2019	27.00	0-0	1	1	0	0/0	0	1.0	4	3	3	2	1	2	0	0	9	.571	1	0	0	0	0
TOTAL	27.00	0-0	1	1	0	0/0	0	1.0	4	3	3	2	1	2	0	0	9	.571	1	0	0	0	0

**TV/RADIO ROSTER**



**1** BLAKE RAMBUSCH



**2** JOSH HALL



**4** BRODY MOORE



**5** KASON HOWELL



**6** RYAN DYAL



**7** COLE FOSTER



**8** BRYSON WARE



**9** CADE GRANZOW



**11** GARRETT FARQUHAR



**13** BEN SCHORR




**14** BROOKS FULLER



**16** CAM HILL



**17** SONNY DICHIARA



**18** MASON BARNETT



**19** BROOKS CARLSON



**20** HAYDEN MULLINS



**21** TRACE BRIGHT




**22** GARRETT WADE




**23** PARKER CARLSON



**27** BOBBY PEIRCE



**28** NATE LARUE



**29** CARSON SKIPPER



**31** MIKE BELLO



**32** CARSON SWILLING



**34** BEN BOSSE



**37** MASON LAND



**40** BLAKE BURKHALTER




**41** JOHN ARMSTRONG



**43** CHASE ISBELL



**44** GRANT NEWTON



**45** JOSEPH GONZALEZ



**46** CHASE ALLSUP



**47** TOMMY SHEEHAN



**50** JAKE WYANDT



**51** LUKE BURK



**52** JORDAN ARMSTRONG



**54** KONNER COPELAND



**57** TYLER DRABICK



**72** BRODY MOSS



**30** BUTCH THOMPSON



**35** KARL NONEMAKER



**39** GABE GROSS



**15** TIM HUDSON