



# 2019 AUBURN BASEBALL

5 COLLEGE WORLD SERIES APPEARANCES • 7 REGIONAL CHAMPIONSHIPS • 22 NCAA TOURNAMENT APPEARANCES

## 2019 SCHEDULE

Day	Date	Opponent	Time/Result
FRI.	FEB. 15	GEORGIA SOUTHERN (SECN+)	W, 11-2
SAT.	FEB. 16	GEORGIA SOUTHERN (SECN+)	L, 5-7 (13)
SUN.	FEB. 17	GEORGIA SOUTHERN	W, 4-3 (13)
TUE.	FEB. 19	ALABAMA A&M (SECN+)	W, 10-1
WED.	FEB. 20	ALABAMA A&M	W, 10-2
Fri.	Feb. 22	at UCF (UCFKnights.TV)	W, 4-1
Sat.	Feb. 23	at UCF (UCFKnights.TV)	L, 1-6
Sun.	Feb. 24	at UCF (UCFKnights.TV)	W, 13-9
FRI.	MAR. 1	CINCINNATI (SECN+)	W, 5-0
SAT.	MAR. 2	CINCINNATI (SECN+)	W, 5-0
SAT.	MAR. 2	CINCINNATI (SECN+)	W, 9-5
TUE.	MAR. 5	UT MARTIN (SECN+)	W, 15-9
WED.	MAR. 6	UT MARTIN (SECN+)	W, 2-0
FRI.	MAR. 8	UTSA (SECN+)	W, 6-0
SAT.	MAR. 9	UTSA	W, 5-0
SAT.	MAR. 9	UTSA	W, 8-3
Tue.	Mar. 12	at South Alabama (JagNation TV)	W, 6-2
FRI.	MAR. 15	#21 TENNESSEE* (SECN+)	W, 2-0
SAT.	MAR. 16	#21 TENNESSEE* (SECN)	W, 5-2
SUN.	MAR. 17	#21 TENNESSEE* (SECN+)	W, 5-3
Tue.	Mar. 19	at UAB (C-USA TV)	W, 13-5
Fri.	Mar. 22	at #4 Mississippi State (SECN+)	W, 6-5
Sat.	Mar. 23	at #4 Mississippi State (SECN+)	L, 2-15
Sun.	Mar. 24	at #4 Mississippi State (SECN+)	L, 15-20
Tue.	Mar. 26	vs. Alabama% (SECN)	L, 3-6
Fri.	Mar. 29	at South Carolina (SECN+)	W, 4-2
Sat.	Mar. 30	at South Carolina (SECN)	L, 0-4
Sun.	Mar. 31	at South Carolina (SECN)	W, 7-5
TUE.	APR. 2	GEORGIA TECH (SECN+)	L, 3-9
FRI.	APR. 5	#9 ARKANSAS (SECN+)	W, 6-3
FRI.	APR. 5	#9 ARKANSAS (SECN+)	L, 6-9 (15)
SAT.	APR. 6	#9 ARKANSAS (SECN+)	L, 0-8
TUE.	APR. 9	JACKSONVILLE STATE (SECN+)	L, 6-11
Fri.	Apr. 12	at #12 Texas A&M (SECN+)	L, 0-4
Sat.	Apr. 13	at #12 Texas A&M (SECN+)	W, 7-0
Sun.	Apr. 14	at #12 Texas A&M (SECN+)	L, 1-4
Tue.	Apr. 16	at #16 Georgia Tech (ACC Extra)	L, 6-11
THU.	APR. 18	#17 OLE MISS (SECN+)	W, 7-4
FRI.	APR. 19	#17 OLE MISS (SECN+)	L, 3-5
SAT.	APR. 20	#17 OLE MISS (SECN+)	W, 6-5 (10)
Tue.	Apr. 23	at Jacksonville State (ESPN+)	W, 14-2
Thu.	Apr. 25	at #4 Vanderbilt (ESPNU)	L, 6-12
Fri.	Apr. 26	at #4 Vanderbilt (SECN)	L, 2-5
Sat.	Apr. 27	at #4 Vanderbilt (SECN+)	L, 5-9
FRI.	MAY 3	ALABAMA (SECN+)	W, 5-1
SAT.	MAY 4	ALABAMA (SECN)	L, 6-7
SUN.	MAY 5	ALABAMA (SECN)	W, 17-7
TUE.	MAY 7	UAB (SECN+)	L, 4-6
FRI.	MAY 10	#7 GEORGIA (SECN+)	L, 2-11
SAT.	MAY 11	#7 GEORGIA (SECN+)	W, 4-3 (10)
SAT.	MAY 11	#7 GEORGIA (SECN+)	L, 8-10
TUE.	MAY 14	NORTH ALABAMA	W, 8-7 (11)
Thu.	May 16	at #20 LSU (SECN+)	L, 1-7
Fri.	May 17	at #20 LSU (SECN+)	L, 1-5
Sat.	May 18	at #20 LSU (SECN+)	W, 5-4 (11)

### SEC TOURNAMENT

Tue.	May 21	vs. #21 Tennessee (SECN)	W, 5-3
Wed.	May 22	vs. #2 Vanderbilt (SECN)	L, 1-11 (8)
Thu.	May 23	vs. #17 LSU (SECN)	L, 3-4

### ATLANTA REGIONAL

Fri.	May 31	vs. Coastal Carolina (ESPNU)	W, 16-7
Sat.	Jun. 1	at #3 Georgia Tech (SECN)	W, 6-5
Sun.	Jun. 2	at #3 Georgia Tech (ESPN3)	W, 4-1

### CHAPEL HILL SUPER REGIONAL

Sat.	Jun. 8	at #14 North Carolina (ESPN2)	W, 11-7
Sun.	Jun. 9	at #14 North Carolina (ESPN)	L, 0-2
Mon.	Jun. 10	at #14 North Carolina (ESPN2)	W, 14-7

### COLLEGE WORLD SERIES

Sun.	Jun. 16	vs. #6 Mississippi State (ESPN2)	6:30 pm
Tue.	June 18	vs. TBD	TBD

## COLLEGE WORLD SERIES

OMAHA, NEB. (TD Ameritrade Park)



### AUBURN TIGERS (38-26, 14-16 SEC)

Head Coach: Butch Thompson (Birmingham-Southern, 1992)

Career Record: 180-120 (5th season) | Record at Auburn: 141-108 (4th season)

VS



### #6 MISSISSIPPI STATE BULLDOGS (51-13, 20-10 SEC)

Head Coach: Chris Lemonis (The Citadel, 1992)

Career Record: 192-104-2 (5th season) | Record at MSU: 51-13 (1st season)

### » QUICK HITTERS

- Auburn's appearance in the College World Series is the program's fifth all-time and its first since 1997. The Tigers also advanced to Omaha in 1967, 1976 and 1994.
- The Tigers are 5-1 in the NCAA Tournament this season and have outscored their opponents 51-29 while hitting .314 as a team in the tournament. Entering the tournament, the team had scored 42 runs in its previous 11 games.
- Auburn became the first team to defeat North Carolina in a Chapel Hill Super Regional. The Tar Heels had won each of the previous six super regionals they had hosted.
- The Tigers are 11-5 in the NCAA Tournament under head coach Butch Thompson and have advanced to the tournament in three straight seasons for the first time since 2001-03.
- Auburn has won 37+ games in three straight seasons for the first time since 1999-2001. The team's 118 wins in the last three seasons are the most since winning 124 during the same time frame.
- Auburn is the fourth athletic program all-time to win a bowl game and advance to both the Final Four and College World Series in the same season. The other programs include Kansas (1992-93), Texas (2002-03) and Louisville (2012-13).

## PROBABLE PITCHING MATCHUP

### AUBURN

### MISSISSIPPI STATE

SUN | SO LHP Jack Owen (4-2, 2.83) vs. R-JR LHP Ethan Small (10-2, 1.76)

## GAME INFO

Date: Sunday, June 16, 2019  
 Game Time: 6:30 p.m. CT  
 Site: Omaha, Neb. / TD Ameritrade Park (24,000)  
 TV: ESPN2  
 • Talent: Karl Ravech (xpr), Kyle Peterson (analyst)  
 Edouardo Perez (analyst), Kris Budden (reporter)  
 Radio: WTGZ-93.9 FM  
 • Talent: Andy Burcham, Paul Ellen  
 Twitter Updates: @AuburnBaseball  
 Postgame Recap: AuburnTigers.com  
 Series History: Auburn trails, 109-93-1  
 Auburn: Auburn leads, 51-40  
 Starkville: Auburn trails, 35-59  
 Neutral Site: Auburn trails, 7-10-1  
 Last Meeting: Auburn lost, 15-20, in Starkville (3/24/19)  
 Streak: L2

## AUBURN

38-26, 14-16 SEC

Team Leaders  
 Batting Average: JR DH **Conor Davis** (.287)  
 Runs: SO IF **Edouard Julien** (50)  
 2B: JR IF **Rankin Woley** (17)  
 HR: Three tied (9)  
 RBI: SO IF **Edouard Julien** (54)  
 Stolen Bases: Two tied (14)

## MISSISSIPPI STATE

51-13, 20-10 SEC

Team Leaders  
 Batting Average: SR OF **Jake Mangum** (.355)  
 Runs: SR OF **Jake Mangum** (72)  
 2B: Three tied (22)  
 HR: SO IF **Justin Foscue** (14)  
 RBI: SO IF **Tanner Allen** (64)  
 Stolen Bases: SR OF **Jake Mangum** (22)

## POTENTIAL STARTING LINEUP

Pos.	#	Player	AVG	AB	R	H	2B	3B	HR	RBI	SB-SBA	BB
C	6	Matt Scheffler	.256	211	30	54	11	0	2	28	5-6	17
1B	4	Rankin Woley	.282	248	35	70	17	1	3	45	2-2	18
2B	9	Ryan Bliss	.283	240	49	68	11	1	3	37	11-13	36
3B	10	Edouard Julien	.248	230	50	57	14	1	9	54	3-5	44
SS	17	Will Holland	.249	225	47	56	9	0	9	32	14-17	34
LF	1	Judd Ward	.283	247	42	70	12	2	5	34	5-7	37
CF	16	Kason Howell	.261	218	31	57	10	0	0	27	14-16	22
RF	41	Steven Williams	.241	228	39	55	7	2	9	36	3-3	36
DH	24	Conor Davis	.287	244	34	70	12	1	7	34	2-2	20



## AUBURN'S RECORD WHEN...

	2019	Under Thompson
Overall	38-26	141-108
SEC	14-16	53-66
Non-Conference	18-7	76-34
Postseason	6-3	15-11
Home	22-10	93-44
Away	14-13	33-51
Neutral	2-3	13-11
Current streak	W1	--
Last 5 games	4-1	--
Last 10 games	7-3	--
<b>Situational:</b>		
AU scores first	18-8	90-35
Opp. scores first	20-18	51-73
AU scores 4+ runs	36-10	128-43
AU scores 3 runs or less	2-16	13-65
AU leads after 7 innings	29-1	114-9
8 innings	35-2	134-8
AU trails after 7 innings	4-20	11-82
8 innings	2-22	4-87
Game tied after 7 innings	5-5	15-14
8 innings	1-1	2-9
Extra Innings	5-2	6-10
1-run games	7-2	29-27
2-run games	6-5	16-6
3-run games	5-4	18-16
Games decided by 5+ runs	15-11	67-34
vs. LH Starter	9-5	42-31
vs. RH Starter	29-21	97-77
More hits than opponent	23-4	101-18
Fewer hits than opponent	9-20	25-83
Hits are tied	6-2	13-8
AU has 10+ hits	19-9	84-40
Opp. has 10+ hits	13-17	37-68
Hit a home run	23-9	90-34
Opp. hits a home run	16-15	57-64
AU quality start	9-1	51-18
Opp. quality start	10-10	19-46
AU commits no errors	17-7	59-27
Opp. commits no error	10-11	35-54
<b>By Day:</b>		
Sunday	6-3	21-19
Monday	1-0	1-2
Tuesday	7-5	30-16
Wednesday	2-1	10-3
Thursday	1-3	5-11
Friday	10-6	35-23
Saturday	11-8	37-34
Day Games (first pitch before 6 p.m.)	21-11	80-56
Night Games (first pitch after 6 p.m.)	17-15	61-52
Doubleheaders	6-2	18-10
<b>By Month:</b>		
February	6-2	26-7
March	16-4	52-24
April	5-11	31-36
May	7-8	21-35
June	4-1	10-5
<b>By Jersey:</b>		
White	11-5	44-20
Blue	6-7	22-21
Orange	9-6	31-20
Gray	6-5	16-30
Pinstripes	6-3	18-13
Blue/Camo Hat	0-0	1-1
Cream Throwback	0-0	8-2

## UNIVERSITY INFORMATION

<b>Location</b>	Auburn, Ala.
<b>Enrollment</b>	29,776
<b>Founded</b>	October 1, 1856
<b>Nickname</b>	Tigers
<b>Colors</b>	Burnt Orange and Navy Blue
<b>President</b>	Dr. Steven Leath
<b>Athletics Director</b>	Allen Greene
<b>Conference</b>	Southeastern (SEC West)
<b>Stadium / Capacity</b>	Samford Stadium-Hitchcock Field at Plainsman Park / 4,096
<b>Ticket Office Phone</b>	855-282-2010

## BASEBALL COACHING / SUPPORT STAFF

<b>Head Coach</b>	Butch Thompson (Birmingham-Southern, 1992)
<b>Record at Auburn / Seasons</b>	141-108 (.566) / 4th
<b>Career Coaching Record / Seasons</b>	180-120 (.600) / 5th
<b>Assistant Coach</b>	Karl Nonemaker (Vanderbilt, 2002)
<b>Assistant Coach</b>	Gabe Gross (Auburn, 2012)
<b>Volunteer Assistant</b>	Steve Smith (Baylor, 1986)
<b>Athletic Admin.</b>	Randall Dickey (Ouachita Baptist, 1983)
<b>Player Development &amp; Data Analyst</b>	Blake Beck (Troy, 2014)
<b>Athletic Trainer</b>	Anthony Sandersen (South Dakota State, 2004)
<b>Strength &amp; Conditioning</b>	Chris Joyner (Minnesota State - Mankato, 2001)

## PROGRAM HISTORY

<b>Modern Era Program Record (since 1949)</b>	1,950-1,341-4 (.592)
<b>College World Series Appearances / Last</b>	5 / 2019
<b>College World Series Record</b>	3-8 (.273)
<b>NCAA Regional Appearances / Last</b>	22 / 2019
<b>NCAA Regional Record</b>	48-33 (.593)
<b>NCAA Super Regional Appearances / Last</b>	3 / 2019
<b>NCAA Super Regional Record</b>	3-5 (.375)
<b>Last Postseason Opponent</b>	North Carolina / 2019 Chapel Hill Super Regional
<b>Result</b>	Won, 14-7

## POSTSEASON HISTORY

**College World Series Appearances: 5** (1967, 1976, 1994, 1997, 2019)

**Super Regional Appearances: 3** (1999, 2018, 2019)

**NCAA Regional Appearances: 22** (1963, 1967, 1976, 1978, 1987, 1989, 1993-95, 1997-2003, 2005, 2010, 2015, 2017, 2018, 2019)

**NCAA Regional Titles: 7** (1967, 1976, 1994, 1997, 1999, 2018, 2019)

## MEDIA RELATIONS

**Baseball Contact:** George Nunnelley, Asst. Director - Athletics Comm.  
**Cell:** 502-609-9982  
**Email:** gnunnelley@auburn.edu  
**Twitter:** @gnunnelley  
**Associate AD:** Kirk Sampson

**2019 AUBURN BASEBALL ROSTER**

No.	Name	Pos.	Cl.	B/T	Ht.	Wt.	Exp.	Hometown (Previous School)
1	Judd Ward	OF	So.	L/R	6-1	195	1L	Russellville, Ala. (Russellville)
2	Everett Lau	IF/OF	Jr.	L/R	5-10	185	JC	Oahu, Hawaii (College of San Mateo)
3	Devin Warner	OF/IF	Fr.	S/R	6-3	205	HS	Cartersville, Ga. (Cartersville)
4	Rankin Woley	IF	Jr.	R/R	6-0	210	JC	Atlanta, Ga. (Chattahoochee Valley)
5	Jarrett Eaton	OF	Fr.	L/R	5-9	162	HS	Mobile, Ala. (St. Paul's Episcopal)
6	Matt Scheffler	C	Jr.	R/R	6-2	190	JC	Kirkland, Wash. (Pierce)
7	Ed Johnson	IF	Fr.	R/R	6-2	195	HS	Trussville, Ala. (Hewitt-Trussville)
8	Bailey Horn	LHP	R-So.	L/L	6-2	212	JC	West, Texas (McLennan)
9	Ryan Bliss	IF	Fr.	R/R	5-9	165	HS	LaGrange, Ga. (Troup)
10	Edouard Julien	IF	So.	L/R	6-1	183	1L	Quebec City, Canada (Cardinal-Roy)
11	Chase Hall	C	R-Jr.	R/R	6-2	215	RS	Roanoke, Ala. (Southern Union)
12	Ryan Hoerter	RHP	So.	R/R	6-6	191	1L	Kenosha, Wisc. (Indian Trail)
13	Davis Daniel	RHP	Jr.	R/R	6-1	190	2L	Montgomery, Ala. (St. James)
14	Elliott Anderson	LHP	Jr.	L/L	6-3	212	2L	Cartersville, Ga. (Cartersville)
16	Kason Howell	OF	Fr.	R/R	6-0	185	HS	Argyle, Texas (Liberty Christian)
17	Will Holland	IF	Jr.	R/R	5-11	185	2L	Lawrenceville, Ga. (Collins Hill)
18	Brooks Fuller	LHP	Fr.	L/L	6-2	215	HS	Auburn Ala. (Auburn)
19	Brody Moore	IF	Fr.	R/R	6-0	185	HS	Oneonta, Ala. (Oneonta)
20	Cody Greenhill	RHP	So.	R/R	6-4	216	1L	Russellville, Ala. (Russellville)
21	Jackson Henderson	IF/OF	Jr.	R/R	6-0	175	JC	Selma, Ala. (Lurleen B. Wallace)
22	Ford Luttrell	RHP	R-Fr.	L/R	6-0	181	RS	Madison, Ala. (Bob Jones)
23	Peyton Glavine	LHP	So.	R/L	5-11	176	1L	Alpharetta, Ga. (Blessed Trinity Catholic)
24	Conor Davis	IF	Jr.	R/R	6-3	227	2L	Roswell, Ga. (Blessed Trinity Catholic)
25	Dawson Sweatt	LHP	Fr.	R/L	6-2	190	HS	Fayetteville, Ga. (Starr's Mill)
26	Troy Bearden	OF/C	Fr.	R/R	6-2	220	HS	Trussville, Ala. (Next Level Baseball Academy)
29	Carson Skipper	LHP	Fr.	L/L	6-3	195	HS	Trussville, Ala. (Hewitt-Trussville)
31	Blake Schilleci	LHP	Sr.	L/L	5-10	198	1L	Birmingham, Ala. (Wallace-Hanceville)
32	Tanner Burns	RHP	So.	R/R	6-0	205	1L	Decatur, Ala. (Decatur)
33	Will Morrison	RHP	Fr.	R/R	6-2	180	HS	Cullman, Ala. (Cullman)
36	Kyle Gray	LHP	R-Jr.	L/L	5-10	205	JC	Austin, Texas (Blinn)
37	Ryan Watson	RHP	Jr.	R/R	6-5	215	2L	Auburn, Ala. (Auburn)
38	Brett Olson	IF	R-Sr.	L/L	6-2	225	1L	Newport Beach, Calif. (Corona Del Mar)
40	Garrett Wade	LHP	Fr.	L/L	6-2	205	HS	Hartselle, Ala. (Hartselle)
41	Steven Williams	OF/C	So.	L/R	6-3	216	1L	Albany, Ga. (Deerfield-Windsor)
43	Richard Fitts	RHP	Fr.	R/R	6-3	185	HS	Helena, Ala. (Helena)
44	Jack Owen	LHP	So.	L/L	6-2	174	1L	Aliso Viejo, Calif. (J Serra)

**COACHES & STAFF**

30	Butch Thompson	Head Coach	Fourth Year
35	Karl Nonemaker	Assistant Coach	Second Year
39	Gabe Gross	Assistant Coach	Second Year
34	Steve Smith	Volunteer Assistant Coach	Second Year
	Greg Drye	Director of Operations	Fourth Year
	Randall Dickey	Athletic Administrator	Fifth Year
	Anthony Sandersen	Athletic Trainer	Second Year
	Blake Beck	Player Development & Data Analyst	Third Year
	Chris Joyner	Strength & Conditioning	First Year

**PRONUNCIATION GUIDE**

Ryan HOERTER ..... HOR-ter  
 EDOUARD JULIEN ..... ED-whah joo-lee-EN  
 Everett LAU ..... Rhymes with 'now'  
 Ford LUTTRELL ..... LUH-trull  
 Blake SCHILLECI ..... sha-LAY-see  
 Rankin WOLEY ..... WOE-lee

**THE AUBURN SKIPPER**

- Eight College World Series appearances / 17 postseason appearances
- 2013 National Runner-up (Mississippi State)
- 2001 National Champion (Birmingham-Southern)
- 2014 Baseball America/ABCA National Assistant Coach of the Year
- 2006 FCA Coach of the Year
- Coached 14 pitchers who went on to pitch in the Major Leagues
- Recruited and coached 31 pitchers who were drafted out of college that weren't drafted out of high school

**Butch Thompson enters his fourth season at the helm of the program in 2019. Thompson, who spent three seasons as an assistant coach and recruiting coordinator at Auburn from 2006-08, returned to the Plains after seven seasons at Mississippi State as both associate head coach and pitching coach.**

Butch Thompson was named Auburn's head baseball coach on October 22, 2015 and enters his fourth season with the Tigers in 2019.

Thompson, who spent three seasons as an assistant coach and recruiting coordinator at Auburn from 2006-08, returned to The Plains after seven seasons at Mississippi State as both associate head coach and pitching coach.

Widely regarded as one of the premier pitching coaches in the country, he has seen 14 of his former pitchers make their Major League Baseball debuts, including eight since 2014. Thompson has also turned 29 pitchers who went undrafted out of high school into MLB draft picks.

Thompson had three pitchers drafted in the first 11 rounds in 2014 and five pitchers drafted, including three in the top 10 rounds, in 2013. He added a first-round selection in the 2016 draft, a third-round pick in Keegan Thompson in 2017 and the first No. 1 overall pick in program history in Casey Mize in 2018.

Along with his pitching pedigree, Thompson is also considered one of the top recruiters in the country. Since 2003, he has secured 12 recruiting classes that were ranked in the top 10 by either Baseball America or Perfect Game, including the No. 5 signing class in 2017 and a program record No. 4 class in 2018. His classes signed from 2006-08 at Auburn each ranked in the top 18 nationally, including the No. 5 class in 2008.

A native of Amory, Miss., Thompson has coached 26 Division I All-Americans and 38 all-conference performers. He has made 16 postseason appearances, including seven trips to the College World Series, and guided Birmingham-Southern to a NAIA National Championship in 2001 and was a national runner-up at Mississippi State in 2013.

Thompson was named the 2006 Fellowship of Christian Athletes SEC Coach of the Year while at Auburn and the 2014 Baseball America and American Baseball Coaches Association (ABCA) National Assistant Coach of the Year while at Mississippi State.

Thompson has already made his mark in his first three seasons at Auburn as he became the fourth head coach in program history to notch his 100th win in his third season at the helm. Thompson has guided the Tigers to a 103-82 overall record and has taken the team to back-to-back NCAA regionals for the first time in 15 years. After tying the 2010 team for the most wins (43) in a season since 1999 and advancing to its first super regional since that same season, Auburn's 2018 team finished the year ranked No. 9 by USA TODAY, marking the program's highest ranking to end a season since 1998.

In seven seasons at MSU, Thompson made four NCAA regional trips, two Super Regionals, won the SEC Tournament and advanced to the College World Series finishing as NCAA runner-up in 2013. In three of the last four seasons, the Bulldogs' staff ERA finished no higher than 3.06. Thompson's 2013 pitching staff was one of two nationally to finish in the top 15 in ERA, strikeouts per nine innings and hits allowed per nine innings.

In addition to his experience at Auburn and Mississippi State, Thompson also spent five seasons at Georgia from 2002-05, including a trip to the College World



Series in 2004. While there he guided the development of future Major Leaguers Josh Fields, Mitchell Boggs and Brooks Brown.

Thompson launched his coaching career as pitching coach and top assistant at Huntingdon College (Ala.) in 1993, before returning to his alma mater in Birmingham, where he helped lead the Panthers to back-to-back Southern States Conference championships and in 1995 coached BSC to its first NAIA World Series berth.

Thompson left BSC briefly to serve as head coach at Jefferson State Community College in Birmingham in 1997. While at JSCC, he was honored as the Regional Tournament Coach of the Year, the ABCA Alabama Junior College Coach of the Year and the Southeast Region Coach of the Year after guiding JSCC to a 39-21 mark, the AJCAA Region 22 State Championship and a third-place finish in the NJCAA Division II World Series.

He returned to Birmingham-Southern as top assistant the following season, beginning a four-year run during the most successful span in BSC baseball history. The Panthers won 196 games, four TranSouth Conference Championships and made three-consecutive appearances in the NAIA World Series. BSC's 2001 team posted a school-best 55-11 mark and captured the NAIA National Championship.

In 2002, Thompson joined the SEC baseball coaching fraternity as a pitching coach and recruiting coordinator at Georgia and has been a part of the league for the past 17 seasons.

Thompson currently serves as the large-school representative for the Alabama Baseball Coaches Association and is an All-American committee member representing the South region for the ABCA.

Thompson prepped at Amory (Miss.) High School and later starred as a pitcher at Itawamba (Miss.) Community College from 1989-90. On Oct. 25, 2014, Thompson was inducted into the ICC Athletic Hall of Fame.

He earned a bachelor's degree in history at BSC in 1992 and completed a master's degree in sports administration at UAB in 1996. He is married to the former Robin Ashe of Birmingham, Ala., and they are the parents of three daughters --- Anna, Olivia and Madelyn Gail.



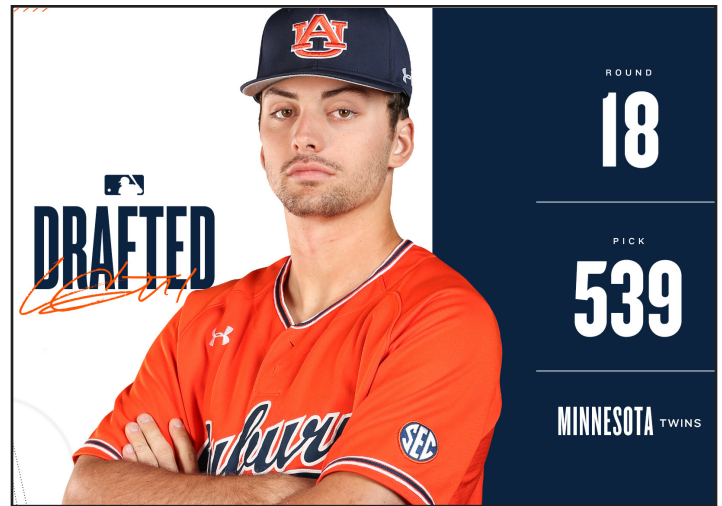
### AUBURN TIGERS IN THE DRAFT

• Auburn had five players selected in the 2019 MLB Draft this week, marking the fourth straight season at least four Tigers have been drafted.

- Will Holland: Minnesota Twins (5th, 149)
- Davis Daniel: Los Angeles Angels (7th, 211)
- Edouard Julien: Minnesota Twins (18th, 539)
- Jack Owen: St. Louis Cardinals (21st, 635)
- Elliott Anderson: Kansas City Royals (23rd, 679)

• In four years under head coach Butch Thompson, Auburn has had 22 players drafted, including six of which have been taken in the first six rounds highlighted by 2018 No. 1 overall pick Casey Mize.

• The Tigers have had multiple players drafted every year since 2006 and at least one player selected for 45 straight years, which is tied for the longest streak in SEC history.



**DRAFTED**  
*Edouard Julien*

ROUND **18**

PICK **539**

MINNESOTA TWINS



**DRAFTED**  
*Will Holland*

ROUND **5**

PICK **149**

MINNESOTA TWINS



**DRAFTED**  
*Jack Owen*

ROUND **21**

PICK **635**

ST. LOUIS CARDINALS



**DRAFTED**  
*Davis Daniel*

ROUND **7**

PICK **211**

LOS ANGELES ANGELS




**DRAFTED**  
*Elliott Anderson*

ROUND **23**

PICK **679**

KANSAS CITY ROYALS

**AUBURN IN COLLEGE WORLD SERIES**




**1967**  
**Paul Nix, 32-10**  
**Omaha, NE 3rd**  
 Ohio State .....1-0 W  
 Stanford ..... 3-6 L  
 Rider .....4-3 W  
 Stanford (7 inn./rain).... 3-5 L



**1976**  
**Paul Nix, 37-15**  
**Omaha, NE T-7th**  
 Clemson .....4-9 L  
 Maine .....8-9 L



**1994**  
**Hal Baird, 44-21**  
**Omaha, NE T-7th**  
 Oklahoma ..... 4-5 L  
 Miami (Fla.) ..... 5-7 L



**1997**  
**Hal Baird, 50-17**  
**Omaha, NE T-5th**  
 Stanford .....3-8 L  
 Rice .....10-1 W  
 Stanford .....4-11 L

**CWS LINESCORES**

**1967**  
**Auburn 1, Ohio State 0 • June 12**  
 OSU..... 000 000 000 - 0 5 2  
 AU.....100 000 00X - 1 5 3  
 W: Lowe (14-1), L: Boggs (4-1)

**Stanford 6, Auburn 3 • June 13**  
 AU..... 000 102 000 - 3 8 3  
 SU..... 310 000 20X - 6 7 1  
 W: Vance (11-0), L: Blauser (5-5)

**Auburn 4, Rider 3 • June 14**  
 RC..... 000 011 100 - 3 10 6  
 AU..... 000 102 001 - 4 6 2  
 W: Lowe (15-1), L: Mischik (7-3)

**Stanford 5, Auburn 3 • June 15**  
 AU..... 010 001 1 - 3 7 3  
 SU..... 100 400 0 - 5 5 0  
 W: Hamm, L: Bovert

**1976**  
**Clemson 9, Auburn 4 • June 11**  
 AU..... 000 111 001 - 4 10 2  
 CU..... 000 502 11X - 9 10 1  
 W: Porter (12-0), L: Hudson (10-5)

**Maine 9, Auburn 8 • June 12**  
 AU..... 410 030 000 - 8 13 2  
 UM..... 230 202 00X - 9 12 4  
 W: LaCasse (7-1), L: Leach (8-5)

**1994**  
**Oklahoma 9, Auburn 4 • June 4**  
 AU..... 000 000 031 - 4 12 1  
 OU..... 020 100 11X - 5 11 2  
 W: Redman (13-3), L: Powell (5-4)  
 S: Buckles (13)

**Miami 7, Auburn 5 • June 6**  
 UM..... 400 000 300 - 7 8 6  
 AU..... 001 012 010 - 5 12 2  
 W: Westfall (3-0), L: Humphreys (13-4)  
 S: Tessmer (3)

**1997**  
**Stanford 8, Auburn 3 • May 30**  
 AU..... 000 201 000 - 3 6 3  
 SU..... 010 050 02X - 8 12 1  
 W: Hutchinson (8-3), L: Hebson (11-4)  
 S: Austin (4)

**Auburn 10, Rice 1 • June 1**  
 RU..... 000 001 000 - 1 4 1  
 AU..... 014 203 00X - 10 11 0  
 W: Hudson (15-2), L: Bess (3-3)

**Stanford 11, Auburn 4 • June 3**  
 SU..... 300 104 102 - 11 13 2  
 AU..... 004 000 000 - 4 8 3  
 W: Austin (5-2), L: Dunham (5-2)

**AUBURN COLLEGE WORLD SERIES RECORDS**

**GAMES PLAYED**

Series: 4, by 8 players (1967)

**AT BATS**

Game: 5, 26 times  
 Series: 17, Scotty Long (1967) [4 games]

**RUNS SCORED**

Game: 3, Josh Etheridge vs. Rice (6/1/97)  
 Series: 5, Josh Etheridge (1997) [3 games]

**HITS**

Game: 4, Mark Bellhorn vs. Miami (Fla.) (6/6/94)  
 Series: 7, Ray Cox (1967) [4 games]

**RUNS BATTED IN**

Game: 6, Tim Hudson vs. Rice (6/1/97)  
 Series: 8, Tim Hudson (1997) [3 games]

**DOUBLES**

Game: 1, 18 times  
 Series: 3, Scotty Long (1967) [4 games]

**HOME RUNS**

Game: 1, seven times  
 Series: 2, Richie Howard (1976) [2 games]

**STOLEN BASES**

Game: 2, Rob Macrory vs. Standford (5/30/97)  
 Series: 3, Rob Macrory (1997) [3 games]

**GAMES PITCHED**

Series: 3, Q.V. Lowe (1967)

**GAMES STARTED**

Series: 1, 11 times

**GAMES RELIEVED**

Series: 2, four times

**WINS**

Series: 2, Q.V. Lowe (1967)

**LOSSES**

Series: 1, 8 times

**SAVES**

Series: N/A

**INNINGS PITCHED**

Game: 9.0, Q.V. Lowe vs. Ohio State (1967)  
 Series: 14.2, Q.V. Lowe (1967) [3 games]

**STRIKEOUTS**

Game: 6, John Powell vs. Oklahoma (6/4/94)  
 Series: 6, John Powell (1967) [1 game]

**BASES ON BALLS**

Game: 4, George Simmons vs. Rider (6/14/78)  
 Series: 4, George Simmons vs. Rider (6/14/78)

## AUBURN IN NCAA REGIONAL / SUPER REGIONAL

### REGIONAL RESULTS

Year	Opponent	Score	Result	Location
1963	West Virginia	1-2	L	Gastonia, NC
	Florida State	3-4	L	Gastonia, NC
1967	West Virginia	8-3	W	Gastonia, NC
	Florida State	13-2	W	Gastonia, NC
	Clemson	2-3	L	Gastonia, NC
1976	Clemson	6-5	W	Gastonia, NC
	Middle Tenn. St.	10-5	W	Tallahassee, FL
	Florida State	2-1	W	Tallahassee, FL
1978	Jacksonville	7-5	W	Tallahassee, FL
	Memphis State	14-10	W	Auburn, AL
	North Carolina	2-3	L	Auburn, AL
1987	Memphis State	5-6	L	Auburn, AL
	Seton Hall	22-1	W	Huntsville, AL
	Middle Tenn. St.	5-3	W	Huntsville, AL
1989	Seton Hall	6-15	L	Huntsville, AL
	Clemson	3-6	L	Huntsville, AL
	South Florida	9-3	W	Tallahassee, FL
1993	Clemson	14-7	W	Tallahassee, FL
	Florida State	6-7	L	Tallahassee, FL
	Clemson	1-11	L	Tallahassee, FL
1994	Arizona	9-1	W	Stillwater, OK
	Oklahoma St.	10-14	L	Stillwater, OK
	N.C. State	2-13	L	Stillwater, OK
1995	Virginia Tech	7-0	W	Clemson, SC
	Old Dominion	11-8 [10]	W	Clemson, SC
	Clemson	11-5	W	Clemson, SC
	Notre Dame	8-0	W	Clemson, SC
1997	Pennsylvania	2-1	W	Oklahoma City, OK
	Ohio State	8-6	W	Oklahoma City, OK
	Oklahoma	8-9	L	Oklahoma City, OK
	Texas	4-2	W	Oklahoma City, OK
	Oklahoma	1-3	L	Oklahoma City, OK
1998	Western Carolina	11-3	W	Tallahassee, FL
	South Florida	9-0	W	Tallahassee, FL
	Florida State	8-7	W	Tallahassee, FL
	Florida State	7-9	L	Tallahassee, FL
	Florida State	5-2	W	Tallahassee, FL
1999	Rutgers	15-17	L	Tallahassee, FL
	Liberty	3-2	W	Tallahassee, FL
	Rutgers	7-4	W	Tallahassee, FL
	Oklahoma	9-8	W	Tallahassee, FL
	Florida State	10-16	L	Tallahassee, FL
2000	N. C. State	9-7	W	Auburn, AL
	Winthrop	8-6	W	Auburn, AL
	Tulane	5-7	L	Auburn, AL
	Tulane	13-9	W	Auburn, AL
2001	Stetson	5-9	L	Atlanta, GA
	Georgia Southern	11-5	W	Atlanta, GA
	Stetson	10-13	L	Atlanta, GA
2002	Jacksonville	8-7	W	Tallahassee, FL
	Florida State	6-10	L	Tallahassee, FL
	Jacksonville	3-2	W	Tallahassee, FL
2003	Florida State	6-9	L	Tallahassee, FL
	Florida Atlantic	11-16	L	Tuscaloosa, AL
	Alabama	3-6	L	Tuscaloosa, AL
2005	Princeton	5-2	W	Auburn, AL
	Ohio State	2-6	L	Auburn, AL
	Clemson	15-0	W	Auburn, AL
	Ohio State	7-9	L	Auburn, AL
2010	South Alabama	13-5	W	Tallahassee, FL
	Florida State	3-4	L	Tallahassee, FL
	Army	12-3	W	Tallahassee, FL
	Florida State	4-10	L	Tallahassee, FL
2015	Jacksonville State	9-7	W	Auburn, AL
	Clemson	2-5	L	Auburn, AL
	Southern Miss	17-8	W	Auburn, AL
	Clemson	11-10	W	Auburn, AL
2017	Clemson	7-13	L	Auburn, AL
	College of Charleston	7-6 [11]	L	Tallahassee, FL
	Mercer	1-0	W	Tallahassee, FL
2018	College of Charleston	3-2	L	Tallahassee, FL
	UCF	7-4	W	Tallahassee, FL
	Tennessee Tech	5-3	W	Tallahassee, FL
2019	Florida State	7-8 [10]	L	Tallahassee, FL
	Florida State	0-6	L	Tallahassee, FL
	Northeastern	13-4	W	Raleigh, NC
2019	Army	12-1	W	Raleigh, NC
	N.C. State	15-7	W	Raleigh, NC
	Coastal Carolina	16-7	W	Atlanta, GA
2019	Georgia Tech	6-5	W	Atlanta, GA
	Georgia Tech	4-1	W	Atlanta, GA

### REGIONAL RESULTS BY YEAR

Year	Regional	Result	W-L	Location
1963	District 3	Fourth	0-2	Gastonia, NC
1967	District 3	CHAMPIONS	3-1	Gastonia, NC
1976	South	CHAMPIONS	3-0	Tallahassee, FL
1978	South	Third	1-2	Auburn, AL
1987	South I	Third	2-2	Huntsville, AL
1989	Atlantic	Third	2-2	Tallahassee, FL
1993	Midwest	Fourth	1-2	Stillwater, OK
1994	East	CHAMPIONS	4-0	Clemson, SC
1995	Midwest II	Second	3-2	Oklahoma City, OK
1997	East	CHAMPIONS	4-1	Tallahassee, FL
1998	Atlantic II	Second	3-2	Tallahassee, FL
1999	Auburn	CHAMPIONS	3-1	Auburn, AL
2000	Atlanta	Third	1-2	Atlanta, GA
2001	Tallahassee	Second	2-2	Tallahassee, FL
2002	Tuscaloosa	Fourth	0-2	Tuscaloosa, AL
2003	Auburn	Second	2-2	Auburn, AL
2005	Tallahassee	Second	2-2	Tallahassee, FL
2010	Auburn	Second	3-2	Auburn, AL
2015	Tallahassee	Third	1-2	Tallahassee, FL
2017	Tallahassee	Second	2-2	Tallahassee, FL
2018	Raleigh	CHAMPIONS	3-0	Raleigh, NC
2019	Atlanta	CHAMPIONS	3-0	Atlanta, GA

### AUBURN VS. NCAA REGIONAL OPPONENTS

Opponent	W-L
Alabama	0-1
Arizona	1-0
Army	2-0
Central Florida	1-0
Clemson	5-5
Coastal Carolina	1-0
College of Charleston	0-2
Florida Atlantic	0-1
Florida State	4-10
Georgia Southern	1-0
Georgia Tech	2-0
Jacksonville	3-0
Jacksonville State	1-0
Liberty	1-0
Mercer	1-0
Memphis	1-1
Middle Tenn. State	2-0
Northeastern	1-0
North Carolina	0-1
North Carolina State	2-1
Notre Dame	1-0
Ohio State	1-2
Oklahoma	1-2
Oklahoma State	0-1
Old Dominion	1-0
Pennsylvania	1-0
Princeton	1-0
Rutgers	1-1
Seton Hall	1-1
South Alabama	1-0
South Florida	2-0
Southern Miss	1-0
Stetson	0-2
Tennessee Tech	1-0
Texas	1-0
Tulane	1-1
Virginia Tech	1-0
Winthrop	1-0
Western Carolina	1-0
West Virginia	1-1
<b>40 Opponents</b>	<b>48-33</b>

### SUPER REGIONAL RESULTS

Year	Opponent	Score	Result	Location
1999	Florida State	2-10	L	Tallahassee, FL
	Florida State	3-6	L	Tallahassee, FL
2018	Florida	2-8	L	Gainesville, FL
	Florida	3-2	W	Gainesville, FL
	Florida	2-3 [11]	L	Gainesville, FL
2019	North Carolina	11-7	W	Chapel Hill, NC
	North Carolina	0-2	L	Chapel Hill, NC
	North Carolina	14-7	W	Chapel Hill, NC



**AUBURN NCAA TOURNAMENT CAREER STATS**

**ELLIOTT ANDERSON CAREER NCAA STATISTICS**

YEAR	ERA	W-L	G/S	IP	H	R	ER	BB	K
2017	0.00	0-0	1/0	0.1	1	0	0	0	0
2018	0.00	0-0	1/0	1.0	1	0	0	0	2
2019	4.70	2-0	3/0	7.2	5	4	4	4	7
TOTAL	4.00	2-0	5/0	9.0	7	4	4	4	9

**RYAN BLISS CAREER NCAA STATISTICS**

YEAR	AVG	GP-GS	AB	R	H	2B	3B	HR	RBI
2019	.407	6-6	27	8	11	1	0	1	5

**TANNER BURNS CAREER NCAA STATISTICS**

YEAR	ERA	W-L	G/S	IP	H	R	ER	BB	K
2018	2.25	1-0	2/2	12.0	12	4	3	5	5
2019	1.80	0-0	2/2	5.0	5	5	1	1	5
TOTAL	2.12	1-0	4/4	17.0	17	9	4	6	10

**CONOR DAVIS CAREER NCAA STATISTICS**

YEAR	AVG	GP-GS	AB	R	H	2B	3B	HR	RBI
2017	.000	2-0	3	0	0	0	0	0	0
2018	.167	3-3	12	0	2	0	0	0	1
2019	.259	6-6	27	4	7	2	0	1	2
TOTAL	.214	11-9	42	4	9	2	0	1	3

**JARRETT EATON CAREER NCAA STATISTICS**

YEAR	AVG	GP-GS	AB	R	H	2B	3B	HR	RBI
2019	.000	3-0	0	2	0	0	0	0	0

**RICHARD FITTS CAREER NCAA STATISTICS**

YEAR	ERA	W-L	G/S	IP	H	R	ER	BB	K
2018	4.76	2-0	2/0	11.1	11	6	6	3	8

**CODY GREENHILL CAREER NCAA STATISTICS**

YEAR	ERA	W-L	G/S	IP	H	R	ER	BB	K
2018	5.87	2-1	3/0	7.2	9	5	5	3	6
2019	5.40	0-0	3/0	6.2	7	4	4	4	5
TOTAL	5.65	2-1	6/0	14.1	16	9	9	7	11

**WILL HOLLAND CAREER NCAA STATISTICS**

YEAR	AVG	GP-GS	AB	R	H	2B	3B	HR	RBI
2017	.200	4-4	15	3	3	2	0	1	3
2018	.296	6-6	27	7	8	3	0	1	6
2019	.333	6-6	21	6	7	0	0	0	4
TOTAL	.286	16-16	63	16	18	5	0	2	13

**KASON HOWELL CAREER NCAA STATISTICS**

YEAR	AVG	GP-GS	AB	R	H	2B	3B	HR	RBI
2019	.304	6-6	23	6	7	2	0	0	1

**BAILEY HORN CAREER NCAA STATISTICS**

YEAR	ERA	W-L	G/S	IP	H	R	ER	BB	K
2018	1.93	1-1	2/2	9.1	5	2	2	7	7

**EDOUARD JULIEN CAREER NCAA STATISTICS**

YEAR	AVG	GP-GS	AB	R	H	2B	3B	HR	RBI
2018	.348	6-6	23	7	8	0	0	2	7
2019	.364	6-6	22	8	8	0	0	1	6
TOTAL	.356	12-12	45	15	16	0	0	3	13

**JACK OWEN CAREER NCAA STATISTICS**

YEAR	ERA	W-L	G/S	IP	H	R	ER	BB	K
2018	6.23	0-0	2/2	8.2	14	6	6	2	7

**MATT SCHEFFLER CAREER NCAA STATISTICS**

YEAR	AVG	GP-GS	AB	R	H	2B	3B	HR	RBI
2019	.120	6-6	25	0	3	0	0	0	3

**JUDD WARD CAREER NCAA STATISTICS**

YEAR	AVG	GP-GS	AB	R	H	2B	3B	HR	RBI
2018	.167	4-3	12	0	2	0	0	0	0
2019	.308	6-6	26	5	8	1	0	1	4
TOTAL	.263	10-9	38	5	10	1	0	1	4

**RYAN WATSON CAREER NCAA STATISTICS**

YEAR	ERA	W-L	G/S	IP	H	R	ER	BB	K
2017	13.50	0-0	1/0	1.1	3	2	2	0	0
2019	3.38	0-0	2/0	5.1	6	2	2	2	7
TOTAL	5.40	0-0	3/0	6.2	9	4	4	2	7

**STEVEN WILLIAMS CAREER NCAA STATISTICS**

YEAR	AVG	GP-GS	AB	R	H	2B	3B	HR	RBI
2018	.435	6-6	23	9	10	1	1	1	2
2019	.360	6-6	25	6	9	1	0	3	13
TOTAL	.396	12-12	48	15	19	2	1	5	20

**RANKIN WOLEY CAREER NCAA STATISTICS**

YEAR	AVG	GP-GS	AB	R	H	2B	3B	HR	RBI
*2017	.000	2-0	1	0	0	0	0	0	0
2019	.370	6-6	27	6	10	2	0	0	9
TOTAL	.357	8-6	28	6	10	2	0	0	9

\*Freshman at LSU

**REMEMBERING ROD AND PAULA BRAMBLETT**

Rod Bramblett and his wife, Paula, tragically passed away from injuries suffered in an automobile accident in Auburn on Saturday, May 25. Rod served as Auburn baseball's play-by-play announcer for 27 seasons and has been the Voice of the Auburn Tigers since 2003. Bramblett and his broadcast partner, Andy Burcham, were honored earlier this season for sharing the radio booth at Plainsman Park for the past 25 seasons. Rod and Paula are survived by their two children, Shelby and Joshua.



**ROD & PAULA BRAMBLETT**

*Forever Auburn Tigers*



**COLLEGE WORLD SERIES BRACKET**



**2019 NCAA Men's College World Series**  
 TD Ameritrade Park Omaha - Omaha, Nebraska  
 June 15-25/26

**BRACKET 1**

\*Texas Tech (44-18)

**Game 1**  
 Saturday, June 15  
 1 p.m.  
 ESPN

Michigan (46-20)

\*Arkansas (46-18)

**Game 2**  
 Saturday, June 15  
 6 p.m.  
 ESPN

Florida St. (41-21)

**Game 5**  
 Monday, June 17  
 1 p.m.  
 ESPN

**Game 6**  
 Monday, June 17  
 6 p.m.  
 ESPN

**Game 9**  
 Wednesday, June 19  
 6 p.m.  
 ESPN

**Game 11**  
 Friday, June 21  
 1 p.m.  
 ESPN

**\*Bracket 1 (if necessary)**  
 Saturday, June 22  
 1 p.m./6 p.m.  
 ESPN

Loser Game 11 (if first loss)

**BRACKET 1 WINNER**



**BRACKET 2**

\*Vanderbilt (54-11)

**Game 3**  
 Sunday, June 16  
 1 p.m.  
 ESPN

Louisville (49-16)

\*Mississippi St. (51-13)

**Game 4**  
 Sunday, June 16  
 6:30 p.m.  
 ESPN2

Auburn (38-26)

**Game 7**  
 Tuesday, June 18  
 1 p.m.  
 ESPN

**Game 8**  
 Tuesday, June 18  
 6 p.m.  
 ESPN

**Game 10**  
 Thursday, June 20  
 7 p.m.  
 ESPN2

**Game 12**  
 Friday, June 21  
 6 p.m.  
 ESPN

Loser Game 12 (if first loss)

**\*\*Bracket 2 (if necessary)**  
 Saturday, June 22  
 6 p.m.  
 ESPN

**BRACKET 2 WINNER**

**CWS Finals**  
 (Best two-of-three and all games on ESPN)  
 Game One - Monday, June 24 - 6 p.m.  
 Game Two - Tuesday, June 25 - 6 p.m.  
 #Game Three - Wednesday, June 26 - 6 p.m.

**NATIONAL CHAMPION**



All times Central. \*Home Team

\*Bracket 1 will be necessary if the winner of Game 9 also wins Game 11. If it is the only game scheduled for that day, the game will tentatively start at 6 p.m. If there are two games for that day, the game will tentatively start at 1 p.m.

\*\*Bracket 2 will be necessary if the winner of Game 10 also wins Game 12. If it is the only game scheduled for that day, the game will tentatively start at 6 p.m. If there are two games for that day, the game will tentatively start at 6 p.m.

#CWS Finals Game 3 will be necessary if the winner of CWS Finals Game 1 loses CWS Finals Game 2.

© 2019 National Collegiate Athletic Association. No commercial use without the NCAA's written permission. The NCAA opposes all forms of sports wagering.

**NATIONAL POLLS**

**BASEBALL AMERICA**  
May 27

1. UCLA
2. Vanderbilt\*
3. Stanford
4. Arkansas\*
5. Mississippi State\*
6. Georgia\*
7. Georgia Tech\*
8. East Carolina
9. Texas Tech
10. Oklahoma State
11. Louisville
12. Ole Miss\*
13. UC Santa Barbara
14. North Carolina
15. LSU\*
16. Oregon State
17. West Virginia
18. N.C. State
19. Miami
20. Texas A&M\*
21. Fresno State
22. Baylor
23. Creighton
24. Indiana
25. Indiana State

**D1 BASEBALL**  
May 27

1. UCLA
2. Vanderbilt\*
3. Mississippi State\*
4. Stanford
5. Arkansas\*
6. Georgia Tech\*
7. Georgia\*
8. Texas Tech
9. Oklahoma State
10. East Carolina
11. Louisville
12. LSU\*
13. West Virginia
14. Ole Miss\*
15. North Carolina
16. Oregon State
17. Miami
18. Texas A&M\*
19. UC Santa Barbara
20. N.C. State
21. Baylor
22. Creighton
23. Indiana State
24. Dallas Baptist
25. California

**USA TODAY**  
May 27

1. UCLA
2. Vanderbilt\*
3. Stanford
4. Mississippi State\*
5. Arkansas\*
6. Georgia\*
7. Georgia Tech\*
8. Louisville
9. East Carolina
10. Texas Tech
11. Oklahoma State
12. North Carolina
13. UC Santa Barbara
14. Oregon State
15. West Virginia
16. N.C. State
17. LSU\*
18. Ole Miss\*
19. Texas A&M\*
20. Miami
21. Baylor
22. Tennessee\*
23. Creighton
24. Indiana
25. Dallas Baptist

**NCBWA**  
May 27

1. UCLA
2. Vanderbilt\*
3. Stanford
4. Georgia\*
5. Mississippi State\*
6. Texas Tech
7. Georgia Tech\*
8. Arkansas\*
9. Oklahoma State
10. Louisville
11. East Carolina
12. Oregon State
13. North Carolina
14. UC Santa Barbara
15. West Virginia
16. LSU\*
17. Ole Miss\*
18. Texas A&M\*
19. N.C. State
20. Miami
21. Baylor
22. Creighton
23. Fresno State
24. California
25. Tennessee\*
26. Dallas Baptist
27. Arizona State
28. Indiana State
29. Southern Miss
30. Indiana

**PERFECT GAME**  
May 27

1. UCLA
2. Vanderbilt\*
3. Stanford
4. Mississippi State\*
5. East Carolina
6. Arkansas\*
7. Georgia Tech\*
8. Georgia\*
9. Oklahoma State
10. Louisville
11. Texas Tech
12. UC Santa Barbara
13. North Carolina
14. Oregon State
15. N.C. State
16. Miami
17. Texas A&M\*
18. West Virginia
19. LSU\*
20. UC Irvine
21. Ole Miss\*
22. Creighton
23. Indiana State
24. Baylor
25. Tennessee\*

**COLLEGIATE BASEBALL**  
May 27

1. UCLA
2. Vanderbilt\*
3. Stanford
4. Arkansas\*
5. Mississippi State\*
6. Georgia\*
7. Louisville
8. UC Santa Barbara
9. Oklahoma State
10. East Carolina
11. Georgia Tech\*
12. Oregon State
13. Texas Tech
14. North Carolina
15. N.C. State
16. Central Michigan
17. Baylor
18. Miami
19. LSU\*
20. Florida State
21. Arizona State
22. West Virginia
23. Fresno State
24. Indiana
25. Texas A&M\*
26. California
27. Creighton
28. Southern Miss
29. Ole Miss\*
30. Indiana State

**AUBURN IN THE POLLS**

	BA	D1	CB	NC	PG	USA
Pre.	17	22	23	19	15	20
2/18	18	22	26	22	15	--
2/25	18	21	29	22	15	--
3/4	17	19	27	18	15	18
3/11	17	18	23	17	15	17
3/18	16	12	12	14	7	12

**BA D1 CB NC PG USA**

3/25	18	15	13	13	10	12
4/1	18	15	14	17	10	15
4/8	22	22	23	22	18	19
4/15	24	NR	NR	26	22	23
4/22	20	25	NR	23	19	21
4/29	NR	NR	NR	28	NR	NR
5/6	NR	NR	NR	29	NR	NR

**BA D1 CB NC PG USA**

5/13	NR	NR	NR	NR	NR	NR
5/20	NR	NR	NR	NR	NR	NR
5/27	NR	NR	NR	NR	NR	NR

**NEWS & NOTES**

**HOW WE GOT HERE**

- After becoming one of just two teams to sweep a regional on the road in each of the last two seasons, Auburn became the first team to defeat North Carolina in a Chapel Hill Super Regional by taking down the Tar Heels, 14-7, thanks in large part to a historic 13-run first inning in Monday's winner-take-all game three.
- Trailing 5-2 in the eighth inning of Saturday's opener, Auburn scored nine since in the final two frames - highlighted by a go-ahead, bases-clearing double from Rankin Woley and three-run home run from Edouard Julien - and put itself a win away from advancing to Omaha.

**SCOUTING THE BULLDOGS**

- Mississippi State enters the College World Series with the third most wins (51) and fourth highest winning percentage (.797) in the country this season.
- The Bulldogs are hitting .317 as a team this season, which ranks fifth in the country and second in the SEC. The team also leads the country in doubles (160), ranks second in hits (726) and fifth in runs (519).
- On the mound, Mississippi State 3.48 staff ERA, which is good for 12th best in the nation. The Bulldogs also boast the third best strikeout-to-walk ratio (3.16) and have the fourth most strikeouts per nine innings (10.8), led by Ethan Small's national best 168 strikeouts.

**SUCCESS ACROSS THE BOARD**

- Auburn is one of four schools in the country to go to a FBS bowl game and make the NCAA Tournament in men's basketball, women's basketball, softball and baseball during the 2018-19 athletic year (Arizona State, Michigan and Mississippi State).
- The Tigers also become the fourth athletic program all-time to win a bowl game and advance to both the Final Four and College World Series in the same season. The other programs include Kansas (1992-93), Texas (2002-03) and Louisville (2012-13).

**THREE STRAIGHT 30-WIN SEASONS**

- Auburn has won 37 or more games for the third straight season under head coach Butch Thompson. It marks the first time the program has turned in three straight 37-win seasons since 1999-2001.
- The team's 118 combined wins in the last three seasons are the most since winning 124 games from 1999-2001.

**SCORCHING START**

- Auburn started the season 20-2 and went on a 15-game winning streak from Feb. 24-Mar. 22, outscoring its opponents 105-43 during the stretch.
- The Tigers became the third team in program history to start a season 20-2 or better - joining the 1997 and 1999 teams - and the team's 15-game winning streak was tied for the third longest in program history.

**NEVER COUNT US OUT**

- Prior to the regular season finale at LSU on May 18, Auburn was 1-18 when trailing after seven innings this season.
- The Tigers have since gone 3-2 when trailing after seven innings with wins coming at LSU (5/18), at Georgia Tech (6/1) and at North Carolina (6/8).

**THE INNING THAT NEVER ENDED**

- Auburn scored 13 runs on nine hits and sent 17 batters to the plate in the first inning of the winner-take-all super regional game against North Carolina.
- The 13 runs were the second most in any inning in NCAA Tournament history - trailing only LSU's 18 runs in the seventh inning of a 29-13 win over Georgia Tech in 1996.
- It was also Auburn's most prolific inning since scoring 14 runs in the first inning in a 19-2 win over Mercer on April 4, 2000.

**SWING FOR THE AGES**

- Steven Williams' three-run, walk-off home run against Georgia Tech in the Atlanta Regional was Auburn's first in the NCAA Tournament since David Ross' walk-off homer in the 1997 Tallahassee Regional, which helped send Auburn to the College World Series.
- It was also Auburn's first walk-off homer since Conor Davis' three-run bomb against South Carolina in 2017.

**WALK-OFF WINNERS**

- Auburn has won five games in walk-off fashion this season, including Williams' aforementioned homer.
- Ga. Southern (2/17): Kason Howell walk (13th)
- Ole Miss (4/20): Conor Davis single (10th)
- Georgia (5/11): Conor Davis single (10th)
- N. Alabama (5/14): Everett Lau single (11th)
- Georgia Tech (6/1): Steven Williams homer (9th)

**FLARE FOR THE DRAMATIC**

- Auburn has played in seven extra-inning games this season, marking the most in a single season in program history.
- Prior to this season, Auburn was 1-8 in extra-inning games under Thompson with the lone winning coming against Kentucky in the SEC Tournament last season.

**IT STARTS AT THE TOP**

- Judd Ward and Ryan Bliss are a combined 19-for-53 (.358) with 13 runs scored, two doubles, two home runs and nine RBI in six NCAA Tournament games this season.

**POSTSEASON STEVEN**

- Steven Williams was named the Atlanta Regional MVP after going 6-for-13 with three runs, one double, two home runs and 10 RBI.
- Williams not only hit the aforementioned walk-off homer, but also hit a three-run homer in the opener vs. Coastal Carolina and two-run double that proved to be the difference in the regional final vs. Georgia Tech.
- He went on to be named the Perfect Game/Rawlings National Player of the Week.
- In 12 career NCAA Tournament games, Williams is hitting .396 (19-for-48) with 15 runs, two doubles, one triple, five home runs and 20 RBI.

**RUN AT YOUR OWN RISK**

- Judd Ward leads the SEC with nine outfield assists this season, which are more than or as many as nine SEC teams and are the most by an Auburn player since Clete Thomas threw out 10 runners in 2005.

**YOUNG GUNS**

- Freshmen and sophomores combined to throw 21.2 of the 27.0 innings in Atlanta and 19.1 of the 27.0 innings in Chapel Hill.
- The group combined to strike out 18 batters and allowed 18 hits and 20 walks while turning in a 2-0 record with a 1.66 ERA and 0.92 WHIP against Coastal Carolina and Georgia Tech.

**LITTLE MAN, BIG STICK**

- Ryan Bliss was named to the Freshman All-SEC Team after leading Auburn with a .288 average and 24 runs scored in league play.
- Bliss capped off the regular season by hitting .417 in the final three SEC series and leads the team with a .319 average since the start of April.
- Bliss is the only Auburn player to have played and started in all 64 games this season and would become the first Auburn freshman to play and start in every game of his freshman season since Damon Haecker in 2014.

**WILL THE THRILL**

- Will Holland is hitting .352 (25-for-71) with 18 runs, three doubles, five home runs and 16 RBI in the last 19 games.
- Holland drove in the game-tying run with two outs in the ninth inning vs. North Alabama on May 14 and the game-winning run on a double in the 11th inning of the regular season finale at LSU on May 18.
- Seven of Holland's team-high-tying nine home runs have come in the last 23 games.

**TURNING POINT**

- Junior catcher Matt Scheffler hit a two-run home run with one out and two strikes in the top of the ninth inning to force extra innings in the regular season finale at LSU on May 18.
- The home run was Scheffler's second of the season and his first since Mar. 9.
- Including that win in the regular season finale, Auburn is 7-3 and has scored 65 runs during the span.

**RANKIN WO(AH)LEY**

- Rankin Woley went 5-for-14 with two runs, a double and five RBI, including a go-ahead, bases-clearing double Saturday, in Chapel Hill.
- Woley ranks second on the team with a .370 average and nine RBI in the NCAA Tournament.

**CONOR IN THE CLUTCH**

- Conor Davis has five go-ahead hits this season. Along with the walk-off singles, he hit a grand slam to break a 4-4 tie at UAB, a RBI double to break a 3-3 tie vs. Arkansas and a two-RBI single to break a 1-1 tie at Jacksonville State.

**CANADIAN CRUSHER**

- Edouard Julien went 5-for-12 with four runs, a home run and six RBI in the Chapel Hill Super Regional and leads the team with a .344 batting average since the start of the SEC Tournament.
- Julien hit a three-run home run in the ninth inning of Saturday's win in Chapel Hill - his first since Apr. 18 - and became the first player with 50+ RBI in back-to-back seasons since Brian Fletcher in 2009-10.
- Julien broke Frank Thomas' freshman RBI record and led the SEC and all freshmen nationally with 69 RBI a season ago.
- He drove in 101 runs in his first 94 games at Auburn, becoming the fifth fastest Auburn player to reach 100 RBI:

1. Tim Hudson - 78 games
2. Gabe Gross - 86 games
3. Frank Thomas - 89 games
4. Todd Faulkner - 90 games
5. Edouard Julien - 94 games

**MR. RELIABLE**

- Ryan Bliss is the only Auburn player to have played and started in all 64 games this season.
- Bliss would become the first Auburn freshman to play and start in every game of his freshman season since Damon Haecker in 2014.

**CARPE DIEM**

- Brody Moore made his first SEC start in the decisive game against Alabama on May 5 and went 3-for-5 with two runs and a RBI.
- He drove in the go-ahead run on a RBI single in the sixth inning to break a 3-3 tie in the game.
- Moore is the son of Brandon Moore, who was a All-SEC shortstop for the Tigers (1991-94) and helped lead Auburn to the College World Series in 1994.

**PERSISTENCE PAYS OFF**

- Devin Warner made his first career start at Jacksonville State on April 23 and went 3-for-4 with a run scored and three RBI.
- Warner also earned a start in the SEC Tournament against LSU and went 1-for-3.

**LATE-INNING LEAD**

- Auburn's loss to LSU in the SEC Tournament marked the team's second when leading after eight innings this season.
- Auburn is 29-1 when leading after seven and 35-2 when leading after eight this season. The Tigers are 114-9 when ahead after seven and 134-8 when ahead after eight under Thompson.

**RECORD-SETTING PERFORMANCE**

- Tanner Burns matched the program record with 15 strikeouts in a complete game shutout against Cincinnati on Mar. 1.
- The Decatur, Alabama, native joined a prestigious list of 15-strikeout performances that includes Casey Mize (2018), Chris Bootcheck (1999), Tim Hudson (1997), John Powell (1994) and Mark Chapman (1986).

**BULL IN THE 'PEN**

- Cody Greenhill leads the team and ranks tied for second in the SEC with 12 saves, which are the most by an Auburn player since 2009.
- Eight of Greenhills 12 saves have come on the road or at a neutral site, including four in SEC road games, and he ranked second in the conference with seven saves in league games.

**MIDSEASON RECOGNITION**

- Burns was named to the Golden Spikes Award Midseason Watch List, marking the fourth straight season an Auburn player has earned the recognition - Anfernee Grier (2016), Keegan Thompson (2017), and Casey Mize (2017-18).
- He was also named to the Hall of Fame Foundation National Pitcher of the Year Award midseason watch list and a midseason All-American by D1 Baseball and Perfect Game.

**SCORELESS STREAK**

- As a staff, Auburn turned in five shutouts in a span of nine games and didn't allow a run in 33.1 innings from Mar. 6-9, marking a program record in the category.
- Sophomore left-hander Jack Owen didn't allow a run in 20.2 innings prior to his start vs. Tennessee and set the program record with 28.2 innings without allowing an earned run dating back to last season.

**CONSECUTIVE SCORELESS INNINGS**

Name	Dates	IP
1. <b>Jack Owen</b>	<b>5/22/18-3/16/19</b>	<b>28.2 #</b>
2. John Powell	5/19-6/4/94	27.1 #
3. Keegan Thompson	5/15/15-3/10/17	25.0 #
4. Keegan Thompson	2/17-3/10/17	23.2 ^
5. <b>Tanner Burns</b>	<b>3/1-pres.</b>	<b>23.0</b>
6. Bryan Woodall	2/9-23/07	21.2 # ^
Chris Morrison	3/18-4/2/95	21.2 #
Joe Beckwith	2/26-3/17/96	21.0 ^
9. <b>Jack Owen</b>	<b>2/23-3/17/19</b>	<b>20.2</b>
10. Michael Nix	3/23-4/15/03	20.1

# includes unearned runs | ^ to begin a season

**FITTS RIGHT IN**

- Richard Fitts was one of six players named to the Atlanta Regional All-Tournament Team after throwing 6.0 scoreless innings of relief in the win against Georgia Tech that sent Auburn to its third straight regional final.
- Fitts also earned the win in the decisive game three of the Chapel Hill Super Regional, throwing 5.1 innings of relief.
- Fitts is 5-0 with a 3.48 ERA in 14 relief appearances this season.

**GRAB THE BULL BY THE HORN(S)**

- Bailey Horn was also named to the Regional All-Tournament Team after pitching 6.0 scoreless innings in the regional final vs. Georgia Tech.
- Despite a two-hour weather delay, Horn returned to the mound and faced the minimum in his final 3.0 innings.
- Horn also earned the win in the SEC Tournament opener vs. Tennessee.

**SHUTTING 'EM OUT**

- Auburn ranks sixth in the country with seven shutouts this season.
- The Tigers seven shutouts are two more than last season and are tied for the fifth most in a single-season in program history. The single-season record is nine in 1988.

**15-INNING MARATHON**

- Auburn's 15-inning contest vs. Arkansas is tied for the fourth longest game in program history.
- The game lasted 5:40, which is second in game duration behind the 15-inning Auburn vs. Alabama game in 2017 (6:36).
  1. 20 innings - at Florida (4/22/72)
  2. 17 innings - vs. Arkansas (5/19/94)
  3. 16 innings - at Troy (4/25/07)
  4. 15 innings - vs. Arkansas (4/5/19)
    - 15 innings - vs. Alabama (5/7/17)
    - 15 innings - at Mississippi State (3/22/87)

**STRENGTH OF SCHEDULE**

- Auburn enters the College World Series with the toughest strength of schedule in the country, according to Warren Nolan.
- Forty-one of the team's 64 games this season have come against opponents in the top 50 of the RPI, which is the second most games in the country.
- The Tigers have played five of the top seven teams in the latest USA TODAY Coaches Poll in a total of 16 games this season.
- The super regional against North Carolina marked the 10th ranked team Auburn has played this season, including its ninth series against a ranked opponent.
- Eight of the team's 10 conference series this season also come against NCAA Regional teams from a year ago, including four NCAA Super Regional teams and two teams that advanced to the College World Series in Arkansas and Mississippi State.

**PACKED HOUSE**

- Auburn sold a record number of season tickets in 2019 (2,163), which surpassed its previous record of 1,991 tickets sold a season ago.
- The Tigers welcomed 106,225 fans through the gates of Plainsman Park this season, which ranks 13th in the country and is the fourth highest single season total in program history.
- The team's average attendance of 3,320 is good for 16th in the nation and is the second highest average attendance in program history.

**CORE POWER**

- The Tigers returned 41 home runs between the core trio of Edouard Julien (17), Will Holland (12) and Steven Williams (12). The 41 home runs between the three players were the most among any returning trio in the SEC this season.
- Julien, Holland and Williams also drove in a combined 172 runs last season, totaling 16 more RBI than any other returning trio in the SEC entering this season.

**SUPER SOPHOMORES**

- Auburn had four Freshman All-America and SEC All-Freshman Team honorees a season ago in Tanner Burns, Cody Greenhill, Edouard Julien and Steven Williams.
- The four freshmen All-Americans were the most in program history and tied with Vanderbilt for the most in the country last year.

**THE GABE GROSS EFFECT**

- In its first season under hitting coach Gabe Gross in 2018, Auburn set a program record for hit-by-pitches (84) and ranked in the top 10 in program history in a number of additional offensive categories.
  - Home runs: 73; 5th
  - Walks: 309; 5th
  - RBI: 423; 8th
  - Runs: 467; 8th
  - Extra-base hits: 201; 10th
  - Total bases: 977; 10th

**PRESEASON RECOGNITION**

- Burns and Holland garnered a wealth of preseason recognition, including becoming the first Auburn duo to be named to the Golden Spikes Award preseason watch list in the same season.
- Burns: Preseason First Team All-SEC, Golden Spikes Award preseason watch list, Second Team Preseason All-American by D1 Baseball, Third Team Preseason All-American by Collegiate Baseball.
- Holland: Golden Spikes Award preseason watch list, Second Team Preseason All-American by Perfect Game, Third Team All-American by D1 Baseball and NCBWA.

**BIG LEAGUE TIGERS**

- In 2018, former Auburn pitcher Trey Wingenter became the 51st player in Auburn history to appear in the Major Leagues. He made his MLB debut for the San Diego Padres on Aug. 7, 2018.
- Wingenter was one of three former Tigers to open the 2019 season on a big league roster, joining Josh Donaldson (Braves) and Garrett Cooper (Marlins). Grant Dayton also appeared for the Braves this season but is currently with Gwinnett in Triple-A.

**TAKE 'EM TO SCHOOL**

- Auburn has 11 players that chose to attend Auburn rather than sign a professional contract, including four freshmen.

Player	Year	Round	Team
Ryan Bliss	2018	30th	Boston
Tanner Burns	2017	37th	NY (AL)
Davis Daniel	2018	11th	Milwaukee
	2016	34th	Chicago (NL)
Peyton Glavine	2017	37th	LA (AL)
Ryan Hoerter	2017	36th	Pittsburgh
Kason Howell	2018	20th	Boston
Edouard Julien	2017	37th	Philadelphia
Garrett Wade	2018	38th	Tampa Bay
Devin Warner	2018	30th	Arizona
Ryan Watson	2016	39th	LA (NL)
Steven Williams	2017	35th	NY (AL)



## THE LAST TIME...

### BATTING SUPERLATIVES

5 hits in a game	Anfernee Grier at Kennesaw St. [5-for-6] (4/12/16)
6 hits in a game	Tyler Johnstone vs. Elon [6-for-7, 2B, 3B] (2/25/05)
Reached base 6 times	Edouard Julien vs. Alabama A&M [3-3, 1 BB, 2 HBP] (4/3/18)
<b>4 runs in a game</b>	<b>Ryan Bliss vs. #7 Georgia (G2 - 5/11/19)</b>
5 runs in a game	Edouard Julien vs. Alabama A&M (4/3/18)
6 runs in a game	never
<b>10-game hitting streak</b>	<b>Conor Davis, 10 games (4/19-5/7)</b>
15-game hitting streak	<b>Matt Scheffler, 10 games (4/18-5/7)</b>
20-game hitting streak	Jonah Todd, 16 games, (4/8-5/7/17)
25-game hitting streak	A. Grier, 22 games, (5/31/15-3/22/16)
30-game hitting streak	Justin Fradejas, 27 games (3/23-5/7/10)
	Casey Dunn, 31 games (2/22 [G1]-4/15/97)
3 doubles in a game	Jordan Ebert vs. Southern (2/26/16)
4 doubles in a game	Ken Dempsey vs. Georgia (1971)
2 triples in a game	Jay Gonzalez vs. Alabama State (2/28/12)
3 triples in a game	never
<b>2 home runs in one game</b>	<b>Conor Davis vs. #17 Ole Miss (4/19/19)</b>
3 home runs in one game	Tony Caldwell at Kentucky (4/9/11)
7 RBI in a game	Steven Williams vs. Longwood (2/17/18)
8 RBI in a game	Justin Bryant at Georgia (3/19/10)
9 RBI in a game	Hunter Morris at Georgia (3/21/10)
10 RBI in a game	Bob Berry vs. Huntington (4/15/82)
<b>Grand slam home run</b>	<b>Conor Davis at UAB (3/20/19)</b>
<b>Inside-the-park home run</b>	<b>Edouard Julien vs. Georgia Southern (2/17/19)</b>
HR to begin game	Will Holland at #5 Ole Miss (5/12/18)
Two HR in one inning	Dan Glevenyak at Jacksonville State (8th) (5/7/13)
<b>HR in consecutive at-bats</b>	<b>Edouard Julien vs. Alabama A&amp;M (2/20/19)</b>
<b>HR in three consecutive at-bats</b>	<b>Edouard Julien vs. Alabama A&amp;M at UCF (2/20-22/19)</b>
<b>HR in consecutive games</b>	<b>Steven Williams vs. at UCF vs. Cincinnati (2/24-3/1/19)</b>
HR in three consecutive games	Brendan Venter (5/5-7/18)
HR in three consecutive SEC games	Trent Mummy (4/17-23/10)
HR in four consecutive games	Joseph Sanders (5/10-15/08)
HR in four consecutive SEC games	Mike Bianucci (5/2-9/08)
HR in five consecutive games	Tim Lemons (4/6-10/85)
<b>Walk-off HR</b>	<b>Steven Williams at #7 Georgia Tech (6/1/19)</b>
Pinch-hit HR	Edouard Julien vs. BYU (G1 - 3/3/18)
Pinch-hit grand slam	Edouard Julien vs. BYU (G1 - 3/3/18)
HR in first at-bat of season	Steven Williams vs. Longwood (2/17/18)
HR in both games of DH	Dylan Ingram at #7 Mississippi St. (4/29/17)
Hit for the cycle	Clete Thomas [3B, 1B, 1B, HR, 2B] vs. Arkansas (4/3/05)
Hit from both sides of plate in same inning	Damon Haecker [5th inn.] vs. Jacksonville St. (3/15/17)
<b>Two hits in same inning</b>	<b>Edouard Julien [1B, 1B] at #14 North Carolina (6/10/19)</b>
Stole home	Justin Hargett vs. Davidson (Gm 2) [4th] (G1 - 3/3/10)
<b>Stole two bases in a game</b>	<b>Ryan Bliss vs. Alabama (5/5/19)</b>
Stole three bases in a game	Anfernee Grier vs. Southern (2/26/16)
<b>Hit by a pitch 2 times in a game</b>	<b>Will Holland at #4 Vanderbilt (2) (4/25/19)</b>
Hit by a pitch 3+ times in a game	Dan Glevenyak at Alabama (4) (4/11/14)
Scored 20 or more runs	20 at Alabama (G2 - 4/21/18)
Scored 25 or more runs	25 vs. Longwood (2/17/18)
Scored 30 or more runs	32 vs. Troy (3/2/94)
<b>Scored 5 runs in an Inning</b>	<b>5, vs. Coastal Carolina (8th) (5/31/19)</b>
<b>Scored 6 runs in an Inning</b>	<b>6, at Jacksonville State (7th) (4/23/19)</b>
<b>Scored 7 runs in an Inning</b>	<b>7, at #4 Mississippi State (4th) (3/24/19)</b>
<b>Scored 8 runs in an Inning</b>	<b>8, at UAB (5th) (3/19/19)</b>
<b>Scored 9 runs in an Inning</b>	<b>9, vs. Alabama (9th) (5/5/19)</b>
<b>Scored 10+ runs in an Inning</b>	<b>13, at #14 North Carolina (1st) (6/10/19)</b>
Recorded 10+ hits in an Inning	11, vs. Furman (5th) (2/12/00)
Scored in every inning	vs. Coppin State (3/18/14)
<b>Recorded 15-19 hits</b>	<b>18, at #14 North Carolina (6/10/19)</b>
<b>Recorded 20 or more hits</b>	<b>21, at #4 Mississippi State (3/24/19)</b>
Hit 3 or more home runs in an inning	3, vs. Northeastern (6th) (G1 - 3/10/18)
<b>Hit 3 or more home runs in a game</b>	<b>3, vs. #17 Ole Miss (4/19/19)</b>
Hit 5 or more home runs in a game	6, vs. Northeastern (G1 - 3/10/18)
Hit 7 or more home runs in a game	7, vs. Mississippi State (5/8/10)
<b>Hit back-to-back home runs</b>	<b>S. Williams &amp; R. Woley at #4 Mississippi State (6th) (3/22/19)</b>
Hit back-to-back-to-back home runs	B. Fletcher, H. Morris & K. Patterson vs. Mississippi State (5th) (5/8/10)
Had 5 doubles	5, vs. N.C. State (6/3/18)
Had 6 doubles	6, vs. Georgia Tech (3/13/18)
Had 7 doubles	7, vs. Alabama A&M (3/1/16)
Had 8 doubles	8, vs. BYU (G1 - 3/3/18)
Had 9+ doubles	10, vs. Tennessee (5/15/10)
Stole 5 bases in a game	5, vs. Bethune-Cookman (5/6/14)
<b>Stole 6 bases in a game</b>	<b>6, vs. #21 Tennessee (3/17/19)</b>
Stole 7 bases in a game	7, vs. Presbyterian (5/8/12)
Stole 8 bases in a game	8, vs. Alcorn State (2/22/12)
<b>Walked 10+ times</b>	<b>11, vs. #9 Arkansas (G2 - 4/5/19)</b>
Did not strike out in a game	vs. Belmont (3/11/12)

### PITCHING SUPERLATIVES

<b>INDIVIDUAL</b>	
Nine-inning no-hitter	Casey Mize vs. Northeastern (3/9/18)
Nine-inning no-hitter (combined)	Mike Mueller [2.0], Lee Carter [1.0], Brandon Channell [1.0], Reid Price [1.0], Andrew Skinner [1.0], Arnold Hughey [1.0], Ken Clayton [1.0], Cory Duettt [0.2], Sean Jones [0.1] vs. UAB (3/19/02)
Seven-inning no-hitter	Jason Johnson vs. LaGrange College (4/30/91)
Nine-inning perfect game	Eric Brandon vs. Murray State (3/2/02)
Seven-inning perfect game	Jason Johnson vs. LaGrange College (4/30/91)
Nine-inning one-hitter (individual)	Keegan Thompson vs. Presbyterian (3/1/14)
Nine-inning one-hitter (combined)	Justin Camp [6.2], Terrance Dedrick [1.1], Jay Wade [0.2], Rocky McCord [0.1], at Kennesaw St. (3/11/14)
Five-inning one-hitter	Kevin Davis [3.2], Jacob Milliman [1.1], vs. Radford (2/22/15)
<b>Nine-inning two-hitter</b>	<b>Tanner Burns [9.0] vs. Cincinnati (3/1/19)</b>
<b>Complete game</b>	<b>Jack Owen vs. UTSA (3/9/19)</b>
<b>Complete game shutout</b>	<b>Jack Owen vs. UTSA (3/9/19)</b>
Consecutive complete games	K. Thompson vs. Arkansas & LSU (4/4 & 4/11/15)
<b>Struck out 10 batters</b>	<b>10 by Tanner Burns vs. UTSA (3/8/19)</b>
Struck out 11 batters	11 by Casey Mize vs. Army (6/2/18)
Struck out 12 batters	12 by Casey Mize at Kentucky (3/23/18)
Struck out 13 batters	13 by Casey Mize vs. Texas A&M (3/16/18)
<b>Struck out 15 batters</b>	<b>15 by Tanner Burns vs. Cincinnati (3/1/19)</b>
<b>TEAM</b>	
<b>Struck out 15+ batters</b>	<b>Garrett Wade [8], Kyle Gray [2], Elliott Anderson [6] at South Alabama (3/12/19)</b>
<b>Struck out 20+ batters</b>	<b>Brooks Fuller [4], Ryan Watson [4], Elliott Anderson [3], Cody Greenhill [4], Carson Skipper [3], Garrett Wade [2] vs. #9 Arkansas (4/5/19)</b>
Struck out 15 batters consecutive games	vs. Ga State, at Missouri (4/5-7/16)
<b>Shut out an opponent</b>	<b>7-0 at #12 Texas A&amp;M (4/13/19)</b>
<b>Consecutive shutouts</b>	<b>6-0 vs. UTSA / 5-0 vs. UTSA (3/8-9/19)</b>
<b>Three straight shutouts</b>	<b>2-0 vs. UT Martin / 6-0 vs. UTSA / 5-0 vs. UTSA (3/6-9/19)</b>
<b>Shut out an SEC opponent</b>	<b>7-0 at #12 Texas A&amp;M (4/13/19)</b>
<b>Shut out an SEC opponent on the road</b>	<b>7-0 at #12 Texas A&amp;M (4/13/19)</b>
Consecutive SEC shutouts	5-0 and 4-0 at Miss. State (3/27-28/15)
Consecutive SEC shutouts on the road	5-0 and 4-0 at Miss. State (3/27-28/15)
<b>Was shut out</b>	<b>4-0 at #12 Texas A&amp;M (4/12/19)</b>
Was held to one hit	vs. #24 Missouri (4/1/18)
Was no hit	vs. #13 Arkansas (5/25/17)
<b>FIELDING SUPERLATIVES</b>	
<b>2 errors in a game</b>	<b>Will Holland at #7 Georgia Tech (6/1/19)</b>
3 errors in a game	Luke Jarvis vs. Presbyterian (3/11/17)
4 errors in a game	Brett Burnham at Alabama (4/5/00)
<b>3 double plays turned in a game</b>	<b>vs. Alabama (5/3/19)</b>
4 double plays turned in a game	vs. Georgia Tech (4/4/17)
5 double plays turned in a game	never
Triple play (Auburn)	vs. Memphis (5/22/78)
Triple play (Opponent)	at Florida [4th] (3/15/08)
Threw a runner out at HP to end game	Will Holland vs. Presbyterian (3/12/17)
<b>MISC. SUPERLATIVES</b>	
<b>Won 10 or more consecutive games</b>	<b>15 (2/24-3/22)</b>
<b>Won 15 or more consecutive games</b>	<b>15 (2/24-3/22)</b>
Won 8 or more consecutive SEC games	9 (4/1-21/95)
Lost 5 or more consecutive games	7 (5/6-5/13/17)
Home winning streak	21 (1964-66)
Road winning streak	14 (1967/1995)
Season-opening winning streak	17 (2/7-3/5/97)
<b>Extra-innings victory</b>	<b>5-4, 11 innings at #20 LSU (5/18/19)</b>
<b>Extra-innings loss</b>	<b>6-9, 15 innings vs. #9 Arkansas (G2 - 4/5/19)</b>
<b>Swept a 3-game series</b>	<b>vs. #21 Tennessee (3/15-17/19)</b>
Swept a road series	at Alabama (4/20-21/18)
Swept a road SEC series	at Alabama (4/20-21/18)
<b>Swept a SEC series</b>	<b>vs. #21 Tennessee (3/15-17/19)</b>
Swept a 4-game series	Maine (2/15-17/13)
<b>Swept a doubleheader</b>	<b>vs. UTSA (3/9/19)</b>
<b>Allowed 3 runs or fewer in a series</b>	<b>3 vs. UTSA (3/8-9/19)</b>
Allowed 3 runs or fewer in a SEC series	3 vs. Miss. State (3/27-29/15)
<b>Allowed 4 runs or fewer in a series</b>	<b>3 vs. UTSA (3/8-9/19)</b>
Allowed 4 runs or fewer in a SEC series	4 vs. Georgia (4/23-25/15)
Allowed 3 runs or fewer in a road series	3 vs. Miss. State (3/27-29/15)
Allowed 3 runs or fewer in a SEC road series	3 vs. Miss. State (3/27-29/15)
Overcome a deficit of 7+ runs	7 runs, [7-0, 12-8] vs. Florida A&M (2/22/17)
Won a 1-0 game	vs. Mercer (5/30/15) [NCAA Regional]
Lost a 1-0 game	vs. Ohio State (2/15/14)
<b>Walk-off win</b>	<b>at #7 Georgia Tech (9 inn.) (6/1/19)</b>
<b>Walk-off loss</b>	<b>vs. #17 LSU (9 inn.) (5/23/19)</b>

# HITTER PROFILES

## 9 • RYAN BLISS IF

- 5-9 • 165 • FR • LaGrange, Ga. • Troup County
- Was one of three position players in the league to be named to the SEC All-Freshman team
  - Named to the Atlanta Regional All-Tournament Team after going 6-for-13 with three runs, a homer and five RBI
  - Went 5-for-14 (.357) and scored a team high five runs in the Chapel Hill Super Regional
  - Leads the team with a .407 average in the tournament

### CAREER STATISTICS

YEAR	AVG	GP-GS	AB	R	H	2B	3B	HR	RBI	SB-A
2019	.283	64-64	240	49	68	11	1	3	37	11-13

### SEASON HIGHS

**At Bats:** 5, 12 times  
**Runs:** 4, vs. Georgia (5/11)  
**Hits:** 3, four times  
**Doubles:** 1, 11 times  
**HR:** 1, three times  
**RBI:** 4, vs. Alabama (5/5)

## 24 • CONOR DAVIS DH

- 6-3 • 227 • JR • Roswell, Ga. • Blessed Trinity
- Led the team by hitting .500 (6-for-12) with three runs, two doubles and one RBI in the Chapel Hill Super Regional
  - Has a pair of 10th-inning, walk-off singles this season - vs. Ole Miss (4/20) and vs. Georgia (5/11)

### CAREER STATISTICS

YEAR	AVG	GP-GS	AB	R	H	2B	3B	HR	RBI	SB-A
2017	.282	52-38	163	22	46	11	0	1	29	1-4
2018	.268	53-47	164	26	44	9	0	2	34	3-6
2019	.287	61-60	244	34	70	12	1	7	34	2-2
TOTAL	.280	166-145	571	82	160	32	1	10	97	6-12

### CAREER HIGHS

**At Bats:** 8, vs. Alabama (5/7/17)  
**Runs:** 3, vs. Longwood (2/17/18)  
**Hits:** 3, eight times  
**Doubles:** 2, two times  
**HR:** 2, vs. Ole Miss (4/19/19)  
**RBI:** 5, vs. Vanderbilt (5/6/18)

### SEASON HIGHS

**At Bats:** 6, vs. CCU (5/31)  
**Runs:** 2, seven times  
**Hits:** 3, four times  
**Doubles:** 2, at UNC (6/8)  
**HR:** 2, vs. Ole Miss (4/19)  
**RBI:** 4, two times

## 17 • WILL HOLLAND IF

- 5-11 • 185 • JR • Lawrenceville, Ga. • Collins Hill
- Went 4-for-10 with four runs and two RBI in Atlanta
  - Is hitting .333 (7-for-21) with six runs and four RBI in the NCAA Tournament
  - Drove in the game-winning run on a double in the 11th inning of the series finale at LSU (5/18)

### CAREER STATISTICS

YEAR	AVG	GP-GS	AB	R	H	2B	3B	HR	RBI	SB-A
2017	.209	45-41	134	23	28	7	1	3	18	4-4
2018	.313	66-65	249	61	78	18	0	12	52	9-11
2019	.249	62-62	225	47	56	9	0	9	32	14-17
TOTAL	.266	173-168	608	131	162	34	1	24	102	27-32

### CAREER HIGHS

**At Bats:** 6, three times  
**Runs:** 4, at Alabama (4/21 - G2)  
**Hits:** 4, two times  
**Doubles:** 2, two times  
**HR:** 2, two times  
**RBI:** 4, two times

### SEASON HIGHS

**At Bats:** 6, vs. UT Martin (3/5)  
**Runs:** 3, two times  
**Hits:** 4, vs. UT Martin (3/5)  
**Doubles:** 1, nine times  
**HR:** 1, nine times  
**RBI:** 3, vs. Alabama (5/5)

## 16 • KASON HOWELL OF

- 6-0 • 185 • FR • Argyle, Texas • Liberty Christian
- Collected a hit in all three regional games and went 4-for-12 with four runs scored and a double
  - Is hitting .304 (7-for-23) with six runs, two doubles and one RBI in the NCAA Tournament

### CAREER STATISTICS

YEAR	AVG	GP-GS	AB	R	H	2B	3B	HR	RBI	SB-A
2019	.261	61-61	218	31	57	10	0	0	27	14-16

### SEASON HIGHS

**At Bats:** 6, at Mississippi State (3/24)  
**Runs:** 3, vs. Alabama A&M (2/19)  
**Hits:** 3, two times  
**Doubles:** 1, 10 times  
**RBI:** 3, vs. UTSA (3/9)

## 10 • EDOUARD JULIEN IF

- 6-2 • 195 • SO • Quebec City, Quebec • Cardinal-Roy
- Went 5-for-12 with four runs, a home run and six RBI in the Chapel Hill Super Regional
  - His home run in the super regional opener was his first since Apr. 18
  - Is the first Auburn player with 50+ RBI in back-to-back seasons since 2009-10

### CAREER STATISTICS

YEAR	AVG	GP-GS	AB	R	H	2B	3B	HR	RBI	SB-A
2018	.275	62-59	207	47	57	7	0	17	69	7-10
2019	.248	63-63	230	50	57	14	1	9	54	3-5
TOTAL	.261	125-122	437	97	114	21	1	26	123	10-15

### CAREER HIGHS

**At Bats:** 7, vs. Arkansas (4/5/19)  
**Runs:** 5, vs. Alabama A&M (4/3/18)  
**Hits:** 3, five times  
**Doubles:** 2, Alabama A&M (4/3/18)  
**HR:** 2, vs. Alabama A&M (2/20/19)  
**RBI:** 4, seven times

### SEASON HIGHS

**At Bats:** 7, vs. Arkansas (4/5)  
**Runs:** 3, three times  
**Hits:** 3, three times  
**Doubles:** 1, 14 times  
**HR:** 2, vs. Alabama A&M (2/20)  
**RBI:** 4, vs. Ole Miss (4/18)

## 2 • EVERETT LAU IF/OF

- 5-10 • 185 • JR • Oahu, Hawaii • College of San Mateo
- Delivered the pinch-hit, walk-off single in the 11th inning vs. North Alabama (5/14)
  - Two-time Golden Gate League First Team All-Conference

### CAREER STATISTICS

YEAR	AVG	GP-GS	AB	R	H	2B	3B	HR	RBI	SB-A
2017*	.381	33-42	126	38	48	9	4	0	32	--
2018*	.381	45-45	181	48	69	17	2	4	45	--
2019	.250	19-8	40	7	10	2	0	1	8	1-1

### SEASON HIGHS

**At Bats:** 6, vs. UT Martin (3/5)  
**Runs:** 2, two times  
**Hits:** 3, vs. UT Martin (3/5)  
**Doubles:** 1, two times  
**HR:** 1, vs. UT Martin (3/5)  
**RBI:** 5, vs. UT Martin (3/5)  
 \*JUCO

## 19 • BRODY MOORE IF

- 6-0 • 185 • FR • Oneonta, Ala. • Oneonta
- Went 3-for-5 with two runs and one RBI in his first SEC start in the series finale vs. Alabama (5/5)
  - Is the son of former Auburn All-SEC shortstop Brandon Moore (1991-94) who was on the 1994 CWS team

### CAREER STATISTICS

YEAR	AVG	GP-GS	AB	R	H	2B	3B	HR	RBI	SB-A
2019	.333	13-4	27	6	9	1	1	0	4	0-1

### SEASON HIGHS

**At Bats:** 5, vs. Alabama (5/5)  
**Runs:** 2, two times  
**Hits:** 3, vs. Alabama (5/5)  
**Doubles:** 1, at Jacksonville State (4/23)  
**RBI:** 1, four times

## 6 • MATT SCHEFFLER C

- 6-2 • 190 • JR • Kirkland, Wash. • Pierce
- Hit the game-tying, two-run HR in the top of the ninth inning in the series finale at LSU (5/18)
  - Recorded a hit in a team-high 14 straight SEC games and reached base in 19 straight conference contests entering the series vs. Georgia
  - 2018 Tacoma Athletic Commission Player of the Year

### CAREER STATISTICS

YEAR	AVG	GP-GS	AB	R	H	2B	3B	HR	RBI	SB-A
2017*	.349	36-36	126	26	44	5	1	2	19	--
2018*	.369	42-42	160	51	59	12	2	1	22	--
2019	.256	59-57	211	30	54	11	0	2	28	5-6

### SEASON HIGHS

**At Bats:** 6, at Mississippi State (3/24)  
**Runs:** 2, four times  
**Hits:** 3, at UCF (2/24)  
**Doubles:** 1, 11 times  
**HR:** 1, two times  
**RBI:** 3, vs. Georgia (5/11)  
 \*JUCO

## 1 • JUDD WARD OF

- 6-1 • 195 • SO • Russellville, Ala. • Russellville
- Named to the Atlanta Regional All-Tournament Team after going 5-for-12 with two runs, a double and RBI
  - Is hitting .333 (13-for-39) with two doubles, two home runs and eight RBI in the postseason (incl. SEC Tourney)
  - Has a league-high nine outfield assists this season

### CAREER STATISTICS

YEAR	AVG	GP-GS	AB	R	H	2B	3B	HR	RBI	SB-A
2018	.250	37-21	84	9	21	2	1	0	8	0-2
2019	.283	64-63	247	42	70	12	2	5	34	5-7
TOTAL	.275	101-84	331	51	91	14	3	5	42	5-9

### CAREER HIGHS

**At Bats:** 7, vs. Arkansas (4/5/19)  
**Runs:** 3, at Jacksonville State (4/23/19)  
**Hits:** 3, seven times  
**Doubles:** 2, at Vanderbilt (4/25/19)  
**HR:** 1, five times  
**RBI:** 4, at Mississippi State (3/24/19)

### SEASON HIGHS

**At Bats:** 7, vs. Arkansas (4/5)  
**Runs:** 3, at JSU (4/23)  
**Hits:** 3, seven times  
**Doubles:** 2, at VU (4/25)  
**HR:** 1, five times  
**RBI:** 4, at MSU (3/24)

## 3 • DEVIN WARNER OF

- 6-3 • 205 • FR • Cartersville, Ga. • Cartersville
- Drew a start in the final game in Hoover and went 1-for-3
  - Made his first career start at JSU (4/23) and went 3-for-4 with a run and three RBI

### CAREER STATISTICS

YEAR	AVG	GP-GS	AB	R	H	2B	3B	HR	RBI	SB-A
2019	.267	10-2	15	1	4	0	0	0	3	0-0

### SEASON HIGHS

**At Bats:** 4, at Jacksonville State (4/23)  
**Runs:** 1, at Jacksonville State (4/23)  
**Hits:** 3, at Jacksonville State (4/23)  
**RBI:** 3, at Jacksonville State (4/23)

## 41 • STEVEN WILLIAMS OF

- 6-3 • 216 • SO • Albany, Ga. • Deerfield-Windsor
- Named the Atlanta Regional MVP after going 6-for-13 with three runs, a double, two home runs and 10 RBI
  - Hit a walk-off, three-run home run against Georgia Tech to send Auburn to the regional final
  - Has hit a team-high three home runs and driven in 13 runs in the NCAA Tournament

### CAREER STATISTICS

YEAR	AVG	GP-GS	AB	R	H	2B	3B	HR	RBI	SB-A
2018	.291	65-65	244	54	71	10	1	12	51	1-1
2019	.241	63-62	228	39	55	7	2	9	36	3-3
TOTAL	.267	128-127	472	93	126	17	3	21	87	4-4

### CAREER HIGHS

**At Bats:** 6, two times  
**Runs:** 4, two times  
**Hits:** 4, four times  
**Doubles:** 2, vs. BYU (G1 - 3/3/18)  
**HR:** 1, 21 times  
**RBI:** 7, vs. Longwood (2/17/18)

### SEASON HIGHS

**At Bats:** 6, vs. Arkansas (4/5)  
**Runs:** 3, vs. Cincinnati (3/2)  
**Hits:** 4, vs. CCU (5/31)  
**Doubles:** 1, seven times  
**HR:** 1, nine times  
**RBI:** 5, vs. CCU (5/31)

## 4 • RANKIN WOLEY IF

- 6-0 • 210 • JR • Atlanta, Ga. • Chattahoochee Valley
- Is hitting .357 (5-for-14) with five RBI in the tournament
  - Hit the go-ahead, bases-clearing double in the eighth inning of Auburn's come-from-behind win in Chapel Hill
  - Named a 2018 NJCAA First Team All-American and the Alabama Community College Conference Player of the Year

### CAREER STATISTICS

YEAR	AVG	GP-GS	AB	R	H	2B	3B	HR	RBI	SB-A
2017*	.267	26-8	45	8	12	4	1	0	5	0-0
2018*	.460	60-60	202	58	93	27	1	11	93	1-1
2019	.282	62-62	248	35	70	17	1	3	45	2-2

### CAREER HIGHS

**At Bats:** 7, vs. Arkansas (4/5/19)  
**Runs:** 3, vs. Gulf Coast State (3/2/18)\*  
**Hits:** 4, two times\*  
**Doubles:** 3, vs. Faulkner (2/17/18)\*  
**HR:** 2, vs. Miami Dade (2/10/18)\*  
**RBI:** 5, at Wallace-Selma (4/21/18)  
 \*at LSU  
 \*JUCO

### SEASON HIGHS

**At Bats:** 7, vs. Arkansas (4/5)  
**Runs:** 2, seven times  
**Hits:** 3, three times  
**Doubles:** 2, two times  
**HR:** 1, three times  
**RBI:** 3, four times

# PITCHER PROFILES

## 14 • ELLIOTT ANDERSON LHP

- 6-3 • 212 • JR • Cartersville, Ga. • Cartersville
- Earned the win in the regional opener vs. Coastal Carolina and super regional opener at North Carolina
  - Pitched 3.0 scoreless innings two finish game two against the Tar Heels

### CAREER STATISTICS

YEAR	ERA	W-L	G/S	IP	H	R	ER	BB	K	BAA
2017	6.39	1-0	14/0	12.2	20	9	9	8	9	.370
2018	3.64	5-0	24/0	29.2	25	18	12	15	32	.229
2019	4.22	7-2	28/3	64.0	63	36	30	29	66	.255
TOTAL	4.32	13-2	66/3	106.1	108	63	51	52	107	.263

### CAREER HIGHS

Innings: 4.2, at Texas A&M (4/14/19)  
 Hits: 8, at LSU (5/16/19)  
 Runs: 5, three times  
 Earned Runs: 4, four times  
 Strikeouts: 7, two times  
 Walks: 4, vs. Tennessee (5/21/19)  
 Pitches: 78, vs. Tennessee (5/21/19)

### SEASON HIGHS

Innings: 4.2, at TAMU (4/14)  
 Hits: 8, at LSU (5/16)  
 Runs: 5, three times  
 Earned Runs: 4, three times  
 Strikeouts: 7, vs. GS (2/15)  
 Walks: 4, vs. UT (5/21)  
 Pitches: 78, vs. UT (5/21)

## 32 • TANNER BURNS RHP

- 6-0 • 205 • SO • Decatur, Ala. • Decatur
- Joins Casey Mize (2017-18) as the only Auburn pitcher since 2000 to strike out 100 batters in a season
  - Started the winner-take-all game three in Chapel Hill and turned in 2.0 scoreless and hitless innings

### CAREER STATISTICS

YEAR	ERA	W-L	G/S	IP	H	R	ER	BB	K	BAA
2018	3.01	7-4	17/17	86.2	73	41	29	37	77	.225
2019	2.73	4-3	15/15	79.0	62	32	24	21	100	.212
TOTAL	2.88	11-7	32/32	165.2	135	73	53	58	177	.219

### CAREER HIGHS

Innings: 9.0, vs. Cincinnati (3/1/19)  
 Hits: 7, three times  
 Runs: 5, two times  
 Earned Runs: 4, two times  
 Strikeouts: 15, vs. Cincinnati (3/1/19)  
 Walks: 4, three times  
 Pitches: 115, at South Carolina (3/29/19)

### SEASON HIGHS

Innings: 9.0, vs. UC (3/1)  
 Hits: 7, two times  
 Runs: 5, three times  
 Earned Runs: 4, at MSU (3/22)  
 Strikeouts: 15, vs. UC (3/1)  
 Walks: 4, at VU (4/25)  
 Pitches: 115, at SC (3/29)

## 43 • RICHARD FITTS RHP

- 6-23 • 185 • FR • Helena, Ala. • Helena
- Named to the Atlanta Regional All-Tournament Team after pitching 6.0 scoreless innings at GT (6/1)
  - Earned the win after throwing 5.1 innings of relief in the super regional final at North Carolina
  - Is 5-0 with a 3.48 ERA in 14 relief appearances

### CAREER STATISTICS

YEAR	ERA	W-L	G/S	IP	H	R	ER	BB	K	BAA
2019	5.49	5-3	19/5	57.1	73	35	35	16	45	.309

### SEASON HIGHS

Innings: 6.1, vs. North Alabama (5/14)  
 Hits: 7, three times  
 Runs: 6, at North Carolina (6/10)  
 Earned Runs: 6, at North Carolina (6/10)  
 Strikeouts: 8, vs. North Alabama (5/14)  
 Walks: 3, two times  
 Pitches: 93, at North Carolina (6/10)

## 18 • BROOKS FULLER LHP

- 6-12 • 215 • FR • Auburn, Ala. • Auburn
- Made six SEC starts and ranked second on the team with a 3.82 ERA in league play
  - Recorded the final out in the series finale at LSU (5/18)
  - Named the 2018 ASWA Pitcher and Player of the Year

### CAREER STATISTICS

YEAR	ERA	W-L	G/S	IP	H	R	ER	BB	K	BAA
2019	4.50	2-2	20/8	44.0	39	30	22	35	36	.239

### SEASON HIGHS

Innings: 6.0, at Texas A&M (4/13)  
 Hits: 5, vs. Ole Miss (4/20)  
 Runs: 4, two times  
 Earned Runs: 4, vs. North Alabama (5/14)  
 Strikeouts: 6, vs. Ole Miss (4/20)  
 Walks: 4, two times  
 Pitches: 93, at Texas A&M (4/13)

## 36 • KYLE GRAY LHP

- 5-10 • 205 • R-JR • Austin, Texas • Blinn
- Earned the start in the SEC Tournament vs. Vandy (5/22) and has turned in a 1.08 ERA in his last four appearances and 8.1 innings pitched
  - Earned the win after throwing 2.2 IP and matching a season high with three strikeouts vs. UNA (5/14)

### CAREER STATISTICS

YEAR	ERA	W-L	G/S	IP	H	R	ER	BB	K	BAA
2017*	7.85	0-0	11/--	18.1	27	16	16	9	25	--
2018*	2.73	7-1	12/--	66.0	56	25	20	19	91	--
2019	4.98	2-4	15/3	21.2	21	14	12	16	17	.250

### CAREER HIGHS

Innings: 7.0, four times\*  
 Hits: 9, at Alvin (4/20/18)\*  
 Runs: 6, two times\*  
 Earned Runs: 6, two times\*  
 Strikeouts: 12, vs. Laredo (3/24/18)\*  
 Walks: 4, vs. Temple (2/16/18)\*  
 Pitches: --  
 \*JUCO

### SEASON HIGHS

Innings: 3.0, vs. GS (2/17)  
 Hits: 3, two times  
 Runs: 4, at UCF (2/23)  
 Earned Runs: 4, at UCF (2/23)  
 Strikeouts: 3, two times  
 Walks: 3, vs. Arkansas (4/6)  
 Pitches: 69, vs. GS (2/17)

## 20 • CODY GREENHILL RHP

- 6-4 • 216 • SO • Russellville, Ala. • Russellville
- Recorded his 12th save in the super regional opener, marking the most by an Auburn player since 2009
  - Eight of his 12 saves have come away from home
  - Named to the NCBWA Stopper of the Year watch list

### CAREER STATISTICS

YEAR	ERA	W-L	G/S	IP	H	R	ER	BB	K	BAA
2018	2.30	6-3	21/0	58.2	53	17	15	19	55	.242
2019	3.49	2-3	27/0	56.2	52	27	22	17	43	.242
TOTAL	2.89	8-6	48/0	115.1	105	44	37	36	98	.242

### CAREER HIGHS

Innings: 5.1, at LSU (5/18/19)  
 Hits: 7, at Mississippi State (3/24/19)  
 Runs: 5, at Mississippi State (3/24/19)  
 Earned Runs: 5, at Mississippi State (3/24/19)  
 Strikeouts: 5, three times  
 Walks: 3, three times  
 Pitches: 90, at LSU (5/18/19)

### SEASON HIGHS

Innings: 5.1 at LSU (5/18)  
 Hits: 7, at MSU (3/24)  
 Runs: 5, at MSU (3/24)  
 Earned Runs: 5, at MSU (3/24)  
 Strikeouts: 5, vs. Georgia (5/11)  
 Walks: 3, two times  
 Pitches: 90, at LSU (5/18)

## 8 • BAILEY HORN LHP

- 6-2 • 212 • R-SO • West, Texas • McLennan
- Suffered his first loss of the season in game two of the super regional, pitching with a stomach bug
  - Named to the Atlanta Regional All-Tournament Team after pitching 6.0 scoreless in the regional final
  - Earned the win after throwing 4.0 innings and striking out six in the SEC Tournament opener vs. Tennessee (5/21)

### CAREER STATISTICS

YEAR	ERA	W-L	G/S	IP	H	R	ER	BB	K	BAA
2017*	3.86	7-0	15/--	77.0	68	44	33	34	77	--
2019	6.03	4-1	17/4	34.1	31	24	23	17	28	.237

### CAREER HIGHS

Innings: 7.1, vs. Grayson (3/8/17)\*  
 Hits: 7, two times\*  
 Runs: 6, vs. San Jac-North (5/30/17)\*  
 Earned Runs: 6, vs. San Jac (5/30/17)\*  
 Strikeouts: 8, at North Central Texas (4/19/17)\*  
 Walks: 6, at North Carolina (6/9/19)  
 Pitches: --  
 \*JUCO

### SEASON HIGHS

Innings: 6.0, at GT (6/2)  
 Hits: 5, at UCF (2/24)  
 Runs: 4, two times  
 Earned Runs: 4, at UCF (2/24)  
 Strikeouts: 6, vs. UT (5/21)  
 Walks: 6, at UNC (6/9)  
 Pitches: 88, at GT (6/2)

## 33 • WILL MORRISON RHP

- 6-2 • 180 • FR • Cullman, Ala. • Cullman
- Posted a 2.08 ERA in his last 11 appearances
  - Turned in a 2.45 ERA in 10 SEC appearances
  - Named the 2018 6A Pitcher of the Year by AL.com and a two-time first team high school All-American

### CAREER STATISTICS

YEAR	ERA	W-L	G/S	IP	H	R	ER	BB	K	BAA
2019	4.56	0-0	24/0	25.2	24	13	13	11	15	.264

### SEASON HIGHS

Innings: 3.0, two times  
 Hits: 4, vs. Arkansas (4/6)  
 Runs: 3, at GT (4/16)  
 Earned Runs: 3, at GT (4/16)  
 Strikeouts: 5, vs. AAMU (2/19)  
 Walks: 2, vs. UAB (5/7)  
 Pitches: 50, vs. Arkansas (4/6)

## 44 • JACK OWEN LHP

- 6-2 • 174 • SO • Aliso Viejo, Calif. • JSerra Catholic
- Has pitched 7.0+ innings in three of his nine starts
  - Was 3-0 with a 0.31 ERA in his first five appearances and three starts before missing four weekends (shoulder)
  - Didn't allow an earned run in a record 28.2 IP dating back to last season before giving up a solo HR vs. UT (3/16)

### CAREER STATISTICS

YEAR	ERA	W-L	G/S	IP	H	R	ER	BB	K	BAA
2018	5.97	2-2	14/7	34.2	43	24	23	16	35	.312
2019	2.83	4-2	13/9	63.2	58	21	20	11	58	.244
TOTAL	3.94	6-4	27/16	98.1	101	45	43	27	93	.269

### CAREER HIGHS

Innings: 9.0, vs. UTSA (3/9/19)  
 Hits: 9, at Georgia Tech (3/20/18)  
 Runs: 6, two times  
 Earned Runs: 6, two times  
 Strikeouts: 10, vs. Cincinnati (3/2/19)  
 Walks: 2, five times  
 Pitches: 102, vs. LSU (5/23/19)

### SEASON HIGHS

Innings: 9.0, vs. UTSA (3/9)  
 Hits: 8, two times  
 Runs: 6, vs. Georgia (5/11)  
 Earned Runs: 6, vs. Georgia (5/11)  
 Strikeouts: 10, vs. UC (3/2)  
 Walks: 2, two times  
 Pitches: 102, vs. LSU (5/23)

## 31 • BLAKE SCHILLECI LHP

- 5-10 • 198 • SR • Birmingham, Ala. • Wallace-Hanceville
- Matched a career high with 3.2 scoreless IP and struck out three batters at Vandy (4/26)

### CAREER STATISTICS

YEAR	ERA	W-L	G/S	IP	H	R	ER	BB	K	BAA
2018	9.53	0-0	6/0	5.2	8	6	6	3	3	.333
2019	7.41	0-2	12/0	17.0	23	14	14	7	15	.329
TOTAL	7.94	0-2	18/0	22.2	31	20	20	10	18	.330

### CAREER HIGHS

Innings: 3.2, two times  
 Hits: 4, at Vanderbilt (4/26)  
 Runs: 4, vs. Georgia Tech (4/2/19)  
 Earned Runs: 4, vs. Georgia Tech (4/2/19)  
 Strikeouts: 4, vs. Georgia Tech (4/2/19)  
 Walks: 3, vs. Georgia Tech (4/2/19)  
 Pitches: 64, vs. Georgia Tech (4/2/19)

### SEASON HIGHS

Innings: 3.2, two times  
 Hits: 4, at VU (4/26)  
 Runs: 4, vs. GT (4/2)  
 Earned Runs: 4, vs. GT (4/2)  
 Strikeouts: 4, vs. GT (4/2)  
 Walks: 3, vs. GT (4/2)  
 Pitches: 64, vs. GT (4/2)

## 37 • RYAN WATSON RHP

- 6-5 • 215 • JR • Auburn, Ala. • Auburn
- Turned in 2.2 scoreless innings with a pair of strikeouts in the middle game in Chapel Hill
  - Matched a season high with five K's vs. CCU (5/31)
  - Pitched 1.1 scoreless innings and earned the win in the series finale at LSU (5/18)

### CAREER STATISTICS

YEAR	ERA	W-L	G/S	IP	H	R	ER	BB	K	BAA
2017	5.17	1-1	22/2	31.1	39	21	18	11	22	.298
2018	4.76	0-0	7/2	11.1	13	6	6	5	9	.310
2019	5.08	1-1	23/1	39.0	44	24	22	18	39	.291
TOTAL	5.07	2-2	52/5	81.2	96	51	46	34	70	.296

### CAREER HIGHS

Innings: 3.1, four times  
 Hits: 5, two times  
 Runs: 5, at Mississippi State (3/23/19)  
 Earned Runs: 5, at Mississippi State (3/23/19)  
 Strikeouts: 5, two times  
 Walks: 3, two times  
 Pitches: 60, vs. Memphis (3/14/18)

### SEASON HIGHS

Innings: 3.1, two times  
 Hits: 4, three times  
 Runs: 5, at MSU (3/23)  
 Earned Runs: 5, at MSU (3/23)  
 Strikeouts: 5, two times  
 Walks: 3, at GT (4/16)  
 Pitches: 54, at JSU (4/23)



## PROBABLE PITCHERS START-BY-START

### 32 • TANNER BURNS RHP

OPP.	W-L	IP	H	R	ER	BB	SO	NP
GSU	0-0	5.0	3	1	1	1	7	74
at UCF	1-0	5.2	2	1	1	2	7	96
CIN	2-0	9.0	2	0	0	0	15	104
UTSA	3-0	7.0	4	0	0	1	10	99
Tennessee	3-0	6.2	4	0	0	1	9	111
at MSU	3-0	5.0	5	5	4	3	4	100
at USC	4-0	6.2	4	2	1	2	7	115
Arkansas	4-0	6.0	7	3	3	2	10	106
at TAMU	4-1	6.0	5	3	3	1	7	95
Ole Miss	4-2	5.0	7	3	3	3	7	99
at Vandy	4-3	2.1	4	5	3	4	4	56
Georgia	4-3	5.2	6	3	3	0	4	97
at LSU	4-3	4.0	4	1	1	0	4	57
at GT	4-3	3.0	5	5	1	0	2	58
at UNC	4-3	2.0	0	0	0	2	3	26

### 8 • BAILEY HORN LHP

OPP.	W-L	IP	H	R	ER	BB	SO	NP
at UCF	0-0	1.0	5	4	4	0	0	30
UT Martin	0-0	0.1	3	3	3	1	1	18
at GT	1-0	6.0	2	0	0	1	4	88
at UNC	1-1	3.1	3	2	2	6	3	74

### 44 • JACK OWEN LHP

OPP.	W-L	IP	H	R	ER	BB	SO	NP
CIN	1-0	7.0	3	0	0	0	10	88
UTSA	2-0	9.0	4	0	0	0	7	98
Tennessee	2-0	4.0	2	1	1	0	4	55
Alabama	3-0	5.0	5	1	1	2	0	63
Georgia	3-1	3.2	7	6	6	1	3	65
at LSU	3-2	7.0	8	4	4	1	6	97
vs. LSU	3-2	5.2	5	1	1	1	5	102
vs. CCU	3-2	3.2	6	2	2	1	4	86
at UNC	3-2	5.0	8	4	4	1	3	77

## BIG INNINGS

Innings with four or more runs

### AUBURN - 27

Date	Opponent	Inn.	Batters	R	H	E	Score
2/15	Georgia Southern	1	10	5	4	1	5-1
2/16	Georgia Southern	3	8	4	4	1	4-0
2/19	Alabama A&M	3	9	4	2	2	5-1
2/24	at UCF	4	7	4	4	0	9-6
3/2	Cincinnati (G2)	1	8	4	2	1	4-2
3/5	UT Martin	3	9	4	6	0	5-6
3/8	UTSA	3	8	4	3	1	4-0
3/9	UTSA (G2)	1	8	5	5	0	5-0
3/16	Tennessee	5	9	4	3	0	5-1
3/19	at UAB	5	13	8	5	1	8-4
3/24	at Mississippi State	3	9	4	6	0	4-2
3/24	at Mississippi State	4	11	7	6	2	11-5
3/31	at South Carolina	2	9	6	3	0	6-1
4/13	at Texas A&M	9	9	4	4	0	7-0
4/23	at Jax State	7	10	6	6	0	11-2
4/25	at Vanderbilt	5	9	4	5	0	4-7
4/27	at Vanderbilt	8	8	4	4	0	5-8
5/4	Alabama	8	8	4	2	0	6-5
5/5	Alabama	7	7	4	4	0	8-3
5/5	Alabama	8	12	9	8	0	17-6
5/11	Georgia	6	10	4	5	0	6-7
5/31	vs. Coastal Carolina	4	9	4	4	0	6-2
5/31	vs. Coastal Carolina	8	9	5	4	2	16-5
6/1	at Georgia Tech	9	6	4	2	1	6-5
6/8	at North Carolina	8	9	5	4	1	7-5
6/8	at North Carolina	9	8	4	2	0	11-5
6/10	at North Carolina	1	15	13	8	1	13-0

Record with a big inning: 17-6

Record without a big inning: 21-20

### OPPONENT - 20

Date	Opponent	Inn.	Batters	R	H	E	Score
2/24	at UCF	2	8	4	5	1	3-5
3/19	at UAB	2	8	4	2	1	0-4
3/22	at Mississippi State	1	9	4	3	0	0-4
3/23	at Mississippi State	1	10	5	4	2	0-5
3/23	at Mississippi State	8	11	7	6	0	2-15
3/24	at Mississippi State	5	7	4	3	0	11-10
3/24	at Mississippi State	8	8	5	4	0	15-20
4/2	GEORGIA TECH	4	9	4	2	0	5-3
4/2	GEORGIA TECH	8	9	4	2	0	9-3
4/9	JACKSONVILLE STATE	4	9	6	6	0	6-6
4/9	JACKSONVILLE STATE	7	10	5	2	0	6-11
4/14	at Texas A&M	4	7	4	4	0	1-4
4/25	at Vanderbilt	3	8	4	3	2	0-7
4/25	at Vanderbilt	6	9	4	3	0	5-11
4/26	at Vanderbilt	1	8	4	4	0	0-4
5/10	GEORGIA	4	9	6	6	0	1-6
5/10	GEORGIA	7	9	4	4	1	2-11
5/16	at LSU	3	9	4	5	1	1-4
5/17	at LSU	4	10	4	5	0	0-4
5/22	vs. Vanderbilt	3	8	4	4	1	0-6

Record when allowing a big inning: 3-11

Record when not allowing a big inning: 35-15

## AUBURN IN THE NATIONAL AND SEC RANKINGS

(As of June 11)

TEAM	TOTAL	NCAA	SEC
Shutouts	7	6	2
Hits	587	40	6
Walks	273	57	8
Runs	380	58	8
Sacrifice flies	27	67	6
Fielding Percentage	.974	71	8
Doubles	107	75	7
K-BB ratio	2.18	76	13
K/9.0 IP	8.6	79	11
Home runs	48	92	12
ERA	4.49	99	10

### 9 RYAN BLISS

TEAM	TOTAL	NCAA	SEC
Sacrifice flies	7	22	5

32 TANNER BURNS	TOTAL	NCAA	SEC
K/9.0 IP	11.39	43	8
K-BB ratio	4.76	55	9
WHIP	1.05	58	11
Strikeouts	100	72	11
Games started	15	81	12
ERA	2.73	85	12
H/9.0 IP	7.06	98	14

### 20 CODY GREENHILL

TEAM	TOTAL	NCAA	SEC
Saves	12	22	2

### 10 EDOUARD JULIEN

TEAM	TOTAL	NCAA	SEC
Walks	44	66	7

## GAMEDAY EXPERIENCE: SAMFORD STADIUM-HITCHCOCK FIELD AT PLAINSMAN PARK

» Auburn's baseball home for the past 68 seasons, Samford Stadium-Hitchcock Field at Plainsman Park seats 4,096, including 3,227 chairback seats. Auburn's baseball field has been called a renaissance of Camden Yard proportions and received a new 24x64 foot video board, sound system and lighting prior to 2017.





# PITCHING CAREERS

## ELLIOTT ANDERSON'S CAREER APPEARANCES

\*-Starter

### 2017 - FRESHMAN YEAR

Date	Opp (Res.)	DEC	QS	IP	H	R	ER	BBSO	HR	ERA	NP
2/17	GEORGE WASHINGTON (W, 9-0)	-	-	1.0	0	0	0	0	1	0.00	9
2/22	FLORIDA A&M (W, 12-8)	-	-	0.0	2	3	3	2	0	27.00	14
3/3	LIPSCOMB (W, 8-0)	-	-	0.1	1	0	0	1	1	20.25	20
3/7	SOUTH ALABAMA (L, 3-14)	-	-	0.2	3	4	4	2	1	31.50	22
3/10	PRESBYTERIAN (L, 8-11)	-	-	0.2	0	0	0	0	0	23.62	2
3/15	JACKSONVILLE STATE (W, 10-1)	-	-	2.0	3	0	0	1	0	13.50	25
4/25	TROY (L, 2-5)	-	-	1.2	2	0	0	2	0	9.95	22
4/29	at #7 Mississippi State (W, 5-3)	W	-	2.1	4	1	1	0	1	8.31	36
5/7	ALABAMA (L, 9-11)	-	-	0.2	0	0	0	1	0	7.71	11
5/9	at UAB (L, 2-8)	-	-	1.1	2	1	1	1	1	7.59	31
5/12	at #10 LSU (L, 3-5)	-	-	0.1	1	0	0	0	0	7.36	3
5/20	OLE MISS (L, 4-8)	-	-	1.1	1	0	0	1	0	6.57	19
5/24	vs. #4 Florida (L, 4-5)	-	-	0.0	0	0	0	1	0	6.57	5
6/5	at #16 Florida State (L, 0-6)	-	-	0.1	1	0	0	0	0	6.39	8

### 2018 - SOPHOMORE YEAR

Date	Opp (Res.)	DEC	QS	IP	H	R	ER	BBSO	HR	ERA	NP
2/18	LONGWOOD (W, 3-0)	-	-	2.0	1	0	0	1	2	0.00	31
2/21	TROY (W, 6-5)	-	-	0.1	3	3	0	1	0	0.00	21
2/24	BRYANT (W, 13-4)	W	-	2.1	0	0	0	0	0	0.00	34
2/27	at #15 South Alabama (W, 7-6)	W	-	1.0	1	2	2	1	2	3.18	19
3/2	BYU (W, 4-3)	-	-	0.0	1	0	0	0	0	3.18	2
3/6	at UAB (W, 11-8)	-	-	1.0	2	2	0	1	0	2.70	21
3/13	GEORGIA TECH (W, 12-7)	W	-	3.1	2	3	3	1	3	4.50	45
3/17	#6 TEXAS A&M (W, 11-5)	-	-	1.0	2	1	1	1	1	4.91	26
3/20	at Georgia Tech (L, 6-4)	-	-	2.0	2	0	0	2	4	4.15	45
3/23	at #8 Kentucky (L, 5-4)	-	-	0.0	0	0	0	0	0	4.15	1
3/25	at #8 Kentucky (L, 13-3)	-	-	0.0	1	2	2	1	0	5.54	13
3/27	vs. Alabama (W, 5-2)	-	-	0.0	0	0	0	1	0	5.54	5
4/3	ALABAMA A&M (W, 19-5)	W	-	1.2	0	0	0	0	1	4.91	18
4/10	at Samford (L, 12-3)	-	-	1.2	0	1	0	1	1	4.41	28
4/14	MISSISSIPPI STATE (L, 7-2)	-	-	1.0	0	0	0	1	1	4.15	20
4/17	UAB (W, 12-2)	W	-	4.0	0	0	0	1	7	3.27	48
4/24	SAMFORD (W, 7-2)	-	-	3.2	3	0	0	1	4	2.88	51
4/26	at #1 Florida (L, 3-1)	-	-	0.2	1	0	0	1	1	2.81	16
5/5	#17 VANDERBILT (W, 11-5)	-	-	0.2	2	1	1	1	0	3.08	10
5/10	at #5 Ole Miss (L, 5-4)	-	-	0.2	1	0	0	0	0	3.00	10
5/11	at #5 Ole Miss (L, 8-3)	-	-	1.0	1	1	1	0	1	3.21	15
5/15	at Troy (L, 9-5)	-	-	0.1	2	2	2	0	1	3.81	9
5/25	vs. #4 Ole Miss (L, 7-0)	-	-	0.1	0	0	0	0	1	3.77	4
6/2	vs. Army (W, 12-1)	-	-	1.0	1	0	0	0	2	3.64	18

### 2019 - JUNIOR YEAR

Date	Opp (Res.)	DEC	QS	IP	H	R	ER	BBSO	HR	ERA	NP	
2/15	GEORGIA SOUTHERN (W, 11-2)	W	-	4.0	2	0	0	0	7	0.00	45	
2/19	ALABAMA A&M (W, 10-1)	-	-	2.0	1	0	0	0	2	0.00	29	
2/22	at UCF (W, 4-1)	-	-	2.0	3	0	0	2	2	0.00	42	
2/24	at UCF (W, 13-9)	-	-	1.0	0	0	0	0	0	0.00	9	
3/3	CINCINNATI (W, 9-5)	W	-	4.1	3	1	1	1	6	1	0.68	69
3/8	UTSA (W, 6-0)	-	-	2.0	0	0	0	0	0	0.59	19	
3/12	at South Alabama (W, 6-2)	-	-	2.0	3	0	0	0	6	0.52	38	
3/15	#21 TENNESSEE (W, 2-0)	W	-	0.1	0	0	0	1	0	0.51	6	
3/16	#21 TENNESSEE (W, 5-2)	-	-	1.2	0	0	0	1	1	0.47	27	
3/22	at #4 Mississippi State (W, 6-5)	W	-	0.2	0	0	0	0	1	0.46	12	
3/24	*at #4 Mississippi State (L, 15-20)	-	-	2.2	6	5	4	1	2	2.01	55	
3/29	at South Carolina (W, 4-2)	-	-	1.1	0	0	0	1	0	1.90	15	
3/30	at South Carolina (L, 0-4)	-	-	0.2	0	2	0	3	0	1.85	24	
4/5	#9 ARKANSAS (W, 6-3)	W	-	1.1	0	0	0	0	0	1.75	14	
4/5	#9 ARKANSAS (L, 6-9)	-	-	2.0	3	1	1	1	3	0.95	32	
4/9	JACKSONVILLE STATE (L, 6-11)	L	-	0.2	2	4	4	2	1	3.18	28	
4/14	at #12 Texas A&M (L, 1-4)	-	-	4.2	2	1	1	1	5	1	3.00	72
4/19	#17 OLE MISS (L, 3-5)	-	-	4.0	4	2	2	2	5	1	3.16	74
4/25	at #4 Vanderbilt (L, 6-12)	-	-	3.0	5	5	3	2	3	0	3.60	73
5/3	ALABAMA (W, 5-1)	-	-	3.0	2	0	0	1	3	0	3.35	52
5/5	ALABAMA (W, 17-7)	-	-	2.0	5	3	3	1	3	0	3.80	46
5/11	#7 GEORGIA (W, 4-3)	-	-	0.1	1	0	0	0	0	3.77	12	
5/11	#7 GEORGIA (L, 8-11)	-	-	3.1	3	1	1	1	2	0	3.70	50
5/16	*at #20 LSU (L, 1-7)	L	-	3.2	8	5	4	0	1	1	4.13	76
5/21	*vs. #21 Tennessee (W, 5-3)	W	-	4.0	3	2	2	4	6	0	4.18	78
5/31	vs. Coastal Carolina (W, 16-7)	W	-	2.2	1	3	3	2	4	1	4.42	54
6/08	at #14 North Carolina (W, 11-7)	W	-	2.0	2	1	1	0	1	0	4.43	18
6/09	at #14 North Carolina (L, 0-2)	-	-	3.0	2	0	0	2	2	0	4.22	53

## TANNER BURNS' CAREER APPEARANCES

\*-Starter

### 2018 - FRESHMAN YEAR

Date	Opp (Res.)	DEC	QS	IP	H	R	ER	BBSO	HR	ERA	NP
2/18	*LONGWOOD (W, 3-0)	W	-	5.0	4	0	0	0	6	0.00	64
2/24	*BRYANT (W, 3-1)	-	-	X 7.0	2	1	1	2	8	0.75	96
3/3	*BYU (W, 9-5)	W	-	5.0	4	1	1	2	4	1.06	79

3/10	*NORTHEASTERN (L, 2-1)	L	-	4.1	5	2	2	4	5	0	1.69	84
3/18	*#6 TEXAS A&M (L, 5-1)	L	-	5.0	5	3	2	3	4	1	2.05	84
3/25	*at #8 Kentucky (L, 13-3)	L	-	2.0	4	4	3	3	2	1	2.86	50
4/1	*#24 MISSOURI (L, 5-0)	L	-	5.0	1	4	0	3	6	1	2.43	94
4/8	*at #5 Arkansas (L, 5-4)	-	-	X 6.0	4	2	1	2	7	0	2.29	94
4/15	*MISSISSIPPI STATE (W, 7-5)	-	-	4.2	5	3	3	1	4	1	2.66	71
4/21	*at Alabama (W, 5-0)	W	X	7.0	4	0	0	1	7	0	2.29	99
4/27	*at #1 Florida (W, 11-5)	-	-	4.0	3	3	3	2	6	2	2.62	85
5/5	*#17 VANDERBILT (W, 11-5)	W	-	5.0	5	4	4	2	5	1	3.00	79
5/12	*at #5 Ole Miss (L, 10-3)	-	-	1.2	3	3	3	3	1	0	3.36	40
5/17	*LSU (W, 11-4)	W	X	6.0	6	4	2	2	4	1	3.33	97
5/23	*vs. #4 Ole Miss (W, 9-3)	W	X	7.0	6	3	1	2	3	0	3.13	105
6/1	*vs. Northeastern (W, 13-4)	W	X	6.0	7	3	2	1	2	1	3.12	96
6/10	*vs. #1 Florida (W, 3-2)	-	-	X 6.0	5	1	1	4	3	0	3.01	97

### 2019 - SOPHOMORE YEAR

Date	Opp (Res.)	DEC	QS	IP	H	R	ER	BBSO	HR	ERA	NP	
2/16	*GEORGIA SOUTHERN (L, 5-7)	-	-	5.0	3	1	1	1	7	0	1.80	74
2/22	*at UCF (W, 4-1)	W	-	5.2	2	1	1	2	7	0	1.69	96
3/1	*CINCINNATI (W, 5-0)	W	X	9.0	2	0	0	0	15	0	0.92	104
3/8	*UTSA (W, 6-0)	W	X	7.0	4	0	0	1	10	0	0.68	99
3/15	*#21 TENNESSEE (W, 2-0)	-	-	X 6.2	4	0	0	1	9	0	0.54	111
3/22	*at #4 Mississippi State (W, 6-5)	-	-	5.0	5	5	4	3	4	0	1.41	100
3/29	*at South Carolina (W, 4-2)	W	X	6.2	4	2	1	2	7	1	1.40	115
4/5	*#9 ARKANSAS (W, 6-3)	-	-	X 6.0	7	3	3	2	10	1	1.76	106
4/12	*at #12 Texas A&M (L, 0-4)	L	X	6.0	5	3	3	1	7	0	2.05	95
4/19	*#17 OLE MISS (L, 3-5)	L	-	5.0	7	3	3	3	7	1	2.32	99
4/25	*at #4 Vanderbilt (L, 6-12)	L	-	2.1	4	5	3	4	4	1	2.66	56
5/11	*#7 GEORGIA (W, 4-3)	-	-	5.2	6	3	3	0	4	2	2.83	97
5/18	*at #20 LSU (W, 5-4)	-	-	4.0	4	1	1	0	4	0	2.80	57
6/1	*at #3 Georgia Tech (W, 6-5)	-	-	3.0	5	5	1	0	2	0	2.81	58
6/10	*at #14 North Carolina (W, 14-7)	-	-	2.0	0	0	0	1	3	0	2.73	26

## DAVIS DANIEL'S CAREER APPEARANCES

\*-Starter

###

**AUBURN** 2019 AUBURN BASEBALL GAME NOTES

3/9	UTSA (W, 8-3)	-	-	0.1	2	1	1	0	1	0	5.40	9
3/17	#21 TENNESSEE (W, 5-3)	-	-	0.1	1	0	0	0	0	0	5.14	7
3/19	at UAB (W, 13-5)	-	-	1.1	2	0	0	2	2	0	4.32	31
3/23	at #4 Mississippi State (L, 2-15)	-	-	1.0	4	3	3	0	1	1	6.75	22
3/26	vs. Alabama (L, 3-6)	-	-	3.2	3	0	0	1	1	0	4.85	65
3/31	at South Carolina (W, 7-5)	W	-	5.0	3	0	0	2	2	0	3.50	64
4/6	*#9 ARKANSAS (L, 0-8)	L	-	4.1	5	5	5	3	2	1	4.84	74
4/14	*at #12 Texas A&M (L, 1-4)	L	-	3.0	5	3	3	0	2	0	5.33	56
4/18	#17 OLE MISS (W, 7-4)	W	-	4.1	4	0	0	0	4	0	4.55	57
4/26	*at #4 Vanderbilt (L, 2-5)	L	-	2.1	6	4	4	1	3	1	5.34	77
5/5	*ALABAMA (W, 17-7)	-	-	3.2	7	3	3	0	3	1	5.55	64
5/11	*#7 GEORGIA (L, 8-10)	-	-	0.0	3	3	3	0	0	1	6.31	13
5/14	NORTH ALABAMA (W, 8-7)	-	-	6.1	4	1	1	2	8	0	5.57	82
5/22	vs. #2 Vanderbilt (L, 1-11)	-	-	4.0	7	3	3	1	5	1	5.67	75
6/1	at #3 Georgia Tech (W, 6-5)	W	-	6.0	4	0	0	0	4	0	5.02	84
6/10	at #14 North Carolina (W, 14-7)	W	-	5.1	7	6	6	3	4	2	5.49	93

**BROOKS FULLER'S CAREER APPEARANCES**

\*-Starter

**2019 - FRESHMAN YEAR**

Date	Opp (Res.)	DEC	QS	IP	H	R	ER	BB	SO	HR	ERA	NP
2/16	GEORGIA SOUTHERN (L, 5-7)	-	-	1.0	1	1	1	1	0	1	9.00	21
2/20	*ALABAMA A&M (W, 10-2)	-	-	3.0	2	2	0	2	3	0	2.25	46
3/2	CINCINNATI (W, 9-5)	-	-	1.2	0	0	0	0	1	0	1.59	14
3/5	UT MARTIN (W, 15-9)	-	-	2.2	2	3	0	3	0	0	1.08	42
3/9	UTSA (W, 8-3)	-	-	1.0	0	0	0	1	0	0	0.96	17
3/16	#21 TENNESSEE (W, 5-2)	W	-	3.2	2	1	1	2	3	0	1.38	63
3/23	at #4 Mississippi State (L, 2-15)	-	-	3.2	4	1	1	3	3	0	1.62	67
3/30	*at South Carolina (L, 0-4)	L	-	5.0	3	2	2	4	4	1	2.08	88
4/5	*#9 ARKANSAS (L, 6-9)	-	-	3.1	3	3	2	4	4	0	2.52	76
4/9	JACKSONVILLE STATE (L, 6-11)	-	-	0.0	0	1	1	2	0	0	2.88	15
4/13	*at #12 Texas A&M (W, 7-0)	W	X	6.0	4	0	0	3	4	0	2.32	93
4/20	*#17 OLE MISS (W, 6-5)	-	-	4.2	5	3	3	2	6	2	2.78	79
4/26	*at #4 Vanderbilt (L, 5-9)	L	-	1.2	4	4	2	2	1	1	3.13	37
5/4	*ALABAMA (L, 6-7)	-	-	3.0	3	2	2	2	3	0	3.35	61
5/11	#7 GEORGIA (L, 8-10)	-	-	0.2	0	0	0	0	1	0	3.29	4
5/14	*NORTH ALABAMA (W, 8-7)	-	-	1.1	3	4	4	3	1	0	4.04	36
5/17	at #20 LSU (L, 1-5)	-	-	1.0	1	1	1	1	1	0	4.15	16
5/18	at #20 LSU (W, 5-4)	-	-	0.1	0	0	0	0	0	0	4.12	3
5/22	vs. #2 Vanderbilt (L, 1-11)	-	-	0.1	2	2	2	0	1	0	4.50	17
5/23	vs. #17 LSU (L, 3-4)	-	-	0.0	0	0	0	0	0	0	4.50	2

**PEYTON GLAVINE'S CAREER APPEARANCES**

**2018 - FRESHMAN YEAR**

Date	Opp (Res.)	DEC	QS	IP	H	R	ER	BB	SO	HR	ERA	NP
2/17	LONGWOOD (W, 25-1)	-	-	1.0	0	0	0	0	3	0	0.00	15
2/23	BRYANT (W, 15-7)	-	-	1.0	0	0	0	1	1	0	0.00	26
3/3	BYU (W, 9-5)	-	-	0.2	4	3	3	0	0	0	10.12	18
3/10	NORTHEASTERN (W, 14-8)	-	-	0.0	5	6	6	1	0	0	30.38	19
3/25	at #8 Kentucky (L, 13-3)	-	-	0.1	1	0	0	0	1	0	27.00	9

**2019 - SOPHOMORE YEAR**

Date	Opp (Res.)	DEC	QS	IP	H	R	ER	BB	SO	HR	ERA	NP
2/16	GEORGIA SOUTHERN (L, 5-7)	-	-	0.2	0	0	0	0	1	0	0.00	11
2/20	ALABAMA A&M (W, 10-2)	-	-	1.0	3	0	0	2	2	0	0.00	35
3/9	UTSA (W, 8-3)	-	-	1.0	0	0	0	0	2	0	0.00	12
3/17	#21 TENNESSEE (W, 5-3)	-	-	0.1	0	0	0	1	0	0	0.00	8
3/19	at UAB (W, 13-5)	-	-	1.0	0	0	0	0	2	0	0.00	14
3/23	at #4 Mississippi State (L, 2-15)	-	-	1.2	3	1	1	1	2	0	1.59	34
4/23	at Jacksonville State (W, 14-2)	W	-	1.2	1	0	0	1	2	0	1.23	29
4/26	at #4 Vanderbilt (L, 2-5)	-	-	0.0	1	1	1	2	0	0	2.45	18
5/22	vs. #2 Vanderbilt (L, 1-11)	-	-	0.2	2	3	3	1	1	0	5.62	22

**KYLE GRAY'S CAREER APPEARANCES**

\*-Starter

**2019 - REDSHIRT JUNIOR YEAR**

Date	Opp (Res.)	DEC	QS	IP	H	R	ER	BB	SO	HR	ERA	NP
2/17	*GEORGIA SOUTHERN (W, 4-3)	-	-	3.0	2	2	0	2	3	0	0.00	69
2/23	*at UCF (L, 1-6)	L	-	1.1	3	4	4	2	1	0	8.31	36
3/6	UT MARTIN (W, 2-0)	-	-	1.0	1	0	0	0	1	0	6.75	16
3/12	at South Alabama (W, 6-2)	-	-	2.0	1	1	1	1	2	1	5.79	30
3/17	#21 TENNESSEE (W, 5-3)	W	-	1.2	1	0	0	2	0	0	5.00	29
3/22	at #4 Mississippi State (W, 6-5)	-	-	1.1	1	0	0	0	0	0	4.35	18
3/24	at #4 Mississippi State (L, 15-20)	-	-	0.2	1	1	1	0	1	1	4.91	14
3/26	vs. Alabama (L, 3-6)	L	-	0.0	1	1	1	0	0	0	5.73	2
4/2	GEORGIA TECH (L, 3-9)	L	-	0.1	1	2	2	2	0	0	7.15	16
4/6	#9 ARKANSAS (L, 0-8)	-	-	1.0	0	1	1	3	0	0	7.30	27
4/16	at #16 Georgia Tech (L, 6-11)	-	-	1.0	2	1	1	1	1	0	7.43	28
5/7	UAB (L, 4-6)	-	-	1.2	0	0	0	2	2	0	6.60	34
5/10	#7 GEORGIA (L, 2-11)	-	-	2.2	2	0	0	0	2	0	5.60	41
5/14	NORTH ALABAMA (W, 8-7)	W	-	2.2	3	0	0	0	3	0	4.87	44
5/22	*vs. #2 Vanderbilt (L, 1-11)	L	-	1.1	2	1	1	1	1	0	4.98	20

**CODY GREENHILL'S CAREER APPEARANCES**

**2018 - FRESHMAN YEAR**

Date	Opp (Res.)	DEC	QS	IP	H	R	ER	BB	SO	HR	ERA	NP
2/16	LONGWOOD (W, 6-0)	-	-	1.0	1	0	0	1	0	0	0.00	23

2/20	GEORGIA STATE (W, 3-2)	W	-	3.1	0	0	0	3	4	0	0.00	66
2/24	BRYANT (W, 13-4)	-	-	2.0	3	0	0	0	4	0	0.00	39
2/27	at #15 South Alabama (W, 7-6)	-	-	2.0	2	0	0	1	1	0	0.00	26
3/3	BYU (W, 9-5)	-	-	3.1	5	1	1	1	4	0	0.77	48
3/6	at UAB (W, 11-8)	-	-	2.0	0	0	0	0	3	0	0.66	20
3/10	NORTHEASTERN (L, 2-1)	-	-	4.2	1	0	0	1	4	0	0.49	59
4/3	ALABAMA A&M (W, 19-5)	-	-	1.0	1	0	0	0	1	0	0.47	15
4/8	at #5 Arkansas (L, 5-4)	L	-	1.2	1	1	1	2	1	0	0.86	33
4/15	MISSISSIPPI STATE (W, 7-5)	W	-	4.1	5	2	2	0	5	0	1.42	78
4/21	at Alabama (W, 5-0)	-	-	2.0	2	0	0	1	4	0	1.32	38
4/27	at #1 Florida (W, 11-5)	W	-	5.0	6	2	2	2	3	0	1.67	81
5/5	#17 VANDERBILT (W, 11-5)	-	-	3.1	1	0	0	2	3	0	1.51	44
5/12	at #5 Ole Miss (L, 10-3)	L	-	4.2	3	1	1	1	3	1	1.56	69
5/17	LSU (W, 11-4)	-	-	3.0	3	0	0	0	2	0	1.45	39
5/19	LSU (W, 14-5)	-	-	2.0	3	3	1	1	3	1	1.59	38
5/22	vs. Kentucky (W, 4-3[11])	W	-	3.0	3	0	0	0	2	0	1.49	36
5/25	vs. #4 Ole Miss (L, 7-0)	-	-	2.2	4	2	2	0	2	2	1.76	48
6/3	at #11 N.C. State (W, 15-7)	W	-	4.1	6	3	3	2	5	1	2.11	86
6/10	vs. #1 Florida (W, 3-2)	W	-	3.0	2	1	1	1	1	1	2.16	42
6/11	at #1 Florida (L, 3-2)	L	-	0.1	1	1	1	0	0	1	2.30	8

**2019 - SOPHOMORE YEAR**

Date	Opp (Res.)	DEC	QS	IP	H	R	ER	BBSO	HR	ERA	NP	
2/16	GEORGIA SOUTHERN (L, 5-7)	-	-	2.2	4	1	1	1	0	0	3.38	34
2/22	at UCF (W, 4-1)	-	-	1.1	0	0	0	0	1	0	2.25	18
3/2	CINCINNATI (W, 5-0)	-	-	2.0	0	0	0	1	1	0	1.29	27
3/5	UT MARTIN (W, 15-9)	-	-	2.0	1	1	1	0	0	0	2.00	15
3/9	UTSA (W, 8-3)	-	-	2.0	3	2	1	0	4	0	2.45	36
3/15	#21 TENNESSEE (W, 2-0)	-	-	2.0	0	0	0	0	4	0	2.08	26
3/17	#21 TENNESSEE (W, 5-3)	-	-	2.2	3	1	1	2	0	1	2.30	37
3/22	at #4 Mississippi State (W, 6-5)	-	-	2.0	1	0	0	0	2	0	2.04	23
3/24	at #4 Mississippi State (L, 15-20)	L	-	2.1	7	5	5	0	2	0	4.05	42
3/29	at South Carolina (W, 4-2)	-	-	1.0	0	0	0	0	1	0	3.86	20
3/31	at South Carolina (W, 7-5)	-	-	1.1	2	0	0	0	0	0	3.63	24
4/5	#9 ARKANSAS (W, 6-3)	-	-	1.0	0	0	0	0	2	0	3.47	14
4/5	#9 ARKANSAS (L, 6-9)	-	-	3.0	3	0	0	2	4	0	3.08	54
4/13	at #12 Texas A&M (W, 7-0)	-	-	2.1	0	0	0	1	2	0	2.83	31
4/18	#17 OLE MISS (W, 7-4)	-	-	2.0	0	0	0	0	3	0	2.64	31
4/20	#17 OLE MISS (W, 6-5)	W	-	3.0	3	2	2	0	0	1	2.94	25
4/27	at #4 Vanderbilt (L, 5-9)	-	-	1.2	5	3	3	0	2	0	3.57	32
5/3	ALABAMA (W, 5-1)	-	-	1.0	0	0	0	0	2	0	3.47	13
5/4	ALABAMA (L, 6-7)	L	-	1.0	3	2	0	1	0	0	3.38	18
5/11	#7 GEORGIA (W, 4-3)	W	-	4.0	1	0	0	1	5	0	3.05	48
5/18	at #20 LSU (W, 5-4)	-	-	5.1	6	3	2	3	1	0	3.09	90
5/21	vs. #21 Tennessee (W, 5-3)	-	-	0.2	0	0	0					

4/26	at #4 Vanderbilt (L, 2-5)	-	-	1.2	2	0	0	0	0	0	4.95	18
5/4	ALABAMA (L, 6-7)	-	-	0.2	1	0	0	1	1	0	4.79	14
5/5	ALABAMA (W, 17-7)	-	-	1.0	1	0	0	0	1	0	4.57	14
5/7	UAB (L, 4-6)	-	-	1.1	0	0	0	2	0	0	4.30	20
5/10	#7 GEORGIA (L, 2-11)	-	-	2.0	4	4	4	1	2	0	9.35	42
5/14	NORTH ALABAMA (W, 8-7)	-	-	0.1	1	1	1	1	1	0	4.74	14
5/16	at #20 LSU (L, 1-7)	-	-	0.2	0	0	0	0	0	0	4.62	6
5/21	vs. #21 Tennessee (W, 5-3)	-	-	0.1	0	0	0	0	0	0	4.50	1
5/22	vs. #2 Vanderbilt (L, 1-11)	-	-	0.0	0	0	0	1	0	0	4.56	6

**JACK OWEN'S CAREER APPEARANCES**

\*-Starter

**2018 - FRESHMAN YEAR**

Date	Opp (Res.)	DEC	QS	IP	H	R	ER	BB	SO	HR	ERA	NP
2/17	LONGWOOD (W, 25-1)	-	-	1.0	1	1	1	2	1	0	9.00	29
3/3	BYU (W, 21-4)	-	-	3.0	2	0	0	0	1	0	2.25	33
3/13	GEORGIA TECH (W, 12-7)	-	-	3.0	2	0	0	1	5	0	1.29	45
3/20	*at Georgia Tech (L, 6-4)	L	-	3.1	9	6	6	2	3	1	6.10	56
3/27	*vs. Alabama (W, 5-2)	W	X	4.0	1	0	0	2	4	0	4.40	73
4/1	#24 MISSOURI (L, 5-0)	-	-	1.0	1	0	0	0	1	0	4.11	18
4/3	ALABAMA A&M (W, 19-5)	-	-	1.0	4	2	2	0	1	1	4.96	26
4/7	at #5 Arkansas (L, 13-2)	-	-	0.0	1	4	4	3	0	0	7.16	20
4/10	*at Samford (L 12-3)	L	-	1.0	5	4	4	0	0	1	8.83	23
4/24	*SAMFORD (W, 7-2)	W	X	5.1	6	2	2	0	5	0	7.54	77
5/8	*SOUTH ALABAMA (W, 10-4)	-	-	4.0	3	3	2	1	6	0	7.09	66
5/11	at #5 Ole Miss (L, 8-3)	-	-	1.0	1	0	0	0	1	0	6.83	10
5/15	*at Troy (L, 9-5)	-	-	4.1	5	1	1	2	6	0	6.19	93
5/22	*vs. Kentucky (W, 4-3 [11])	-	-	2.2	2	1	1	3	1	1	5.97	43

**2019 - SOPHOMORE YEAR**

Date	Opp (Res.)	DEC	QS	IP	H	R	ER	BBSO	HR	ERA	NP	
2/17	GEORGIA SOUTHERN (W, 4-3)	W	X	4.2	4	0	0	2	4	0	0.00	67
2/23	at UCF (L, 1-6)	-	-	4.1	3	1	0	0	8	0	0.00	79
3/2	*CINCINNATI (W, 5-0)	W	X	7.0	3	0	0	0	10	0	0.00	88
3/9	*UTSA (W, 5-0)	W	X	9.0	4	0	0	0	7	0	0.00	98
3/16	*#21 TENNESSEE (W, 5-2)	-	-	4.0	2	1	1	0	4	1	0.31	55
4/20	#17 OLE MISS (W, 6-5)	-	-	2.1	0	0	0	1	1	0	0.29	29
4/27	at #4 Vanderbilt (L, 5-9)	-	-	2.1	3	1	1	1	3	0	0.53	43
5/3	*ALABAMA (W, 5-1)	W	X	5.0	5	1	1	2	0	0	0.70	63
5/10	*#7 GEORGIA (L, 2-11)	L	-	3.2	7	6	6	1	3	1	1.91	65
5/17	*at #20 LSU (L, 1-5)	L	-	7.0	8	4	4	1	6	0	2.37	97
5/23	*vs. #17 LSU (L, 3-4)	-	-	5.2	5	1	1	1	5	0	2.29	102
5/31	*vs. Coastal Carolina (W, 16-7)	-	-	3.2	6	2	2	1	4	1	2.45	86
6/8	*at #14 North Carolina (W, 11-7)	-	-	5.0	8	4	4	1	3	0	2.83	77

**BLAKE SCHILLECI'S CAREER APPEARANCES**

**2018 - JUNIOR YEAR**

Date	Opp (Res.)	DEC	QS	IP	H	R	ER	BB	SO	HR	ERA	NP
2/20	GEORGIA STATE (W, 3-2)	-	-	0.2	0	0	0	1	1	0	0.00	14
2/23	BRYANT (W, 15-7)	-	-	1.2	2	3	3	0	0	1	11.57	36
3/6	at UAB (W, 11-8)	-	-	0.2	1	0	0	1	1	0	9.00	11
3/10	NORTHEASTERN (W, 14-8)	-	-	0.1	1	1	1	1	0	1	10.80	11
3/14	MEMPHIS (W, 5-4)	-	-	1.2	1	0	0	0	1	0	7.20	22
3/25	at #8 Kentucky (L, 13-3)	-	-	0.2	3	2	2	0	0	0	9.53	15

**2019 - SENIOR YEAR**

Date	Opp (Res.)	DEC	QS	IP	H	R	ER	BB	SO	HR	ERA	NP
2/19	ALABAMA A&M (W, 10-1)	-	-	1.0	0	0	0	0	2	0	0.00	9
4/2	GEORGIA TECH (L, 3-9)	-	-	3.2	1	4	4	3	4	0	7.71	64
4/6	#9 ARKANSAS (L, 0-8)	-	-	0.2	1	0	0	1	0	0	6.75	25
4/12	at #12 Texas A&M (L, 0-4)	-	-	1.0	3	1	1	0	2	0	7.11	19
4/16	at #16 Georgia Tech (L, 6-11)	L	-	0.2	3	2	2	1	0	0	9.00	29
4/23	at Jacksonville State (W, 14-2)	-	-	1.1	2	0	0	0	3	0	7.56	27
4/26	at #4 Vanderbilt (L, 2-5)	-	-	3.2	4	0	0	1	3	0	5.25	55
5/4	ALABAMA (L, 6-7)	-	-	1.1	2	1	1	0	0	0	5.40	21
5/7	UAB (L, 4-6)	-	-	1.1	1	2	2	1	1	0	6.14	23
5/11	#7 GEORGIA (L, 8-10)	L	-	1.2	3	3	3	0	0	1	7.16	27
5/14	NORTH ALABAMA (W, 8-7)	-	-	0.1	1	1	1	0	0	0	7.56	7
5/22	vs. #2 Vanderbilt (L, 1-11)	-	-	0.1	2	0	0	0	0	0	7.41	8

**CARSON SKIPPER'S CAREER APPEARANCES**

\*-Starter

**2019 - FRESHMAN YEAR**

Date	Opp (Res.)	DEC	QS	IP	H	R	ER	BB	SO	HR	ERA	NP
2/15	GEORGIA SOUTHERN (W, 11-2)	-	-	3.0	3	0	0	1	1	0	0.00	48
2/19	*ALABAMA A&M (W, 10-1)	W	X	4.0	2	1	0	0	8	0	0.00	67
2/24	at UCF (W, 13-9)	W	X	2.0	3	3	3	3	1	1	3.00	58
3/2	*CINCINNATI (W, 9-5)	-	-	3.0	5	4	3	0	4	1	4.50	59
3/6	UT MARTIN (W, 2-0)	-	-	2.1	0	0	0	0	5	0	3.77	31
3/9	*UTSA (W, 8-3)	W	X	4.2	5	0	0	0	5	0	2.84	70
3/17	*#21 TENNESSEE (W, 5-3)	-	-	3.0	3	2	1	1	1	0	2.86	46
3/23	*at #4 Mississippi State (L, 2-15)	L	-	0.2	5	5	4	2	1	0	4.37	35
3/24	at #4 Mississippi State (L, 15-20)	-	-	0.1	2	3	3	1	0	1	5.48	9
3/30	*at South Carolina (W, 7-5)	-	-	1.0	4	3	3	2	1	0	6.38	43
4/5	#9 ARKANSAS (W, 6-3)	-	-	0.2	1	0	0	0	1	0	6.20	8
4/5	#9 ARKANSAS (L, 6-9)	L	-	3.0	3	5	5	3	3	2	7.16	78
4/9	JACKSONVILLE STATE (L, 6-11)	-	-	0.0	0	0	0	2	0	0	7.16	10

4/16	*at #16 Georgia Tech (L, 6-11)	-	-	2.1	1	1	1	4	3	0	6.82	53
4/23	at Jacksonville State (W, 14-2)	-	-	1.0	0	0	0	1	0	0	6.61	17
4/25	at #4 Vanderbilt (L, 6-12)	-	-	1.1	3	2	2	3	1	0	6.89	43
5/7	*UAB (L, 4-6)	L	-	2.1	5	4	4	0	3	0	7.46	48

**GARRETT WADE'S CAREER APPEARANCES**

**2019 - FRESHMAN YEAR**

Date	Opp (Res.)	DEC	QS	IP	H	R	ER	BB	SO	HR	ERA	NP
2/16	GEORGIA SOUTHERN (L, 5-7)	-	-	0.0	0	0	0	0	1	0	0.00	4
2/20	ALABAMA A&M (W, 10-2)	W	X	4.0	3	0	0	1	4	0	0.00	61
3/6	*UT MARTIN (W, 2-0)	W	X	5.0	1	0	0	2	8	0	0.00	72
3/12	*at South Alabama (W, 6-3)	W	X	5.0	2	1	1	4	8	1	0.95	91
3/19	*at UAB (W, 13-5)	-	-	1.2	3	4	3	4	2	0	2.30	40
3/24	at #4 Mississippi State (L, 15-20)	-	-	0.0	1	2	2	1	0	0	3.45	8
3/26	*vs. Alabama (L, 3-6)	-	-	3.2	4	3	2	5	4	0	3.72	69
4/2	*GEORGIA TECH (L, 3-9)	-	-	3.0	5	3	3	3	3	0	4.43	60
4/5	#9 ARKANSAS (L, 6-9)	-	-	1.0	1	0	0	1	2	0	4.24	17
4/9	*JACKSONVILLE STATE (L, 6-11)	-	-	3.0	6	5	5	3	2	0	5.47	66
4/18	*#17 OLE MISS (W, 7-4)	-	-	2.2	5	4	1	1	2	0	5.28	63
4/26	at #4 Vanderbilt (L, 2-5)	-	-	0.1	0	0	0	0	0	0	5.22	1
4/27	at #4 Vanderbilt (L, 5-9)	-	-	1.1	2	1	1	0	1	0	5.28	19
5/4	ALABAMA (L, 6-7)	-	-	1.2	0	0	0	2	3	0	5.01	31
5/7	UAB (L, 4-6)	-	-	1.0	0	0	0	0	1	0	4.86	15

**RYAN WATSON'S CAREER APPEARANCES**

\*-Starter

**2017 - FRESHMAN YEAR**

Date	Opp (Res.)	DEC	QS	IP	H	R	ER	BB	SO	HR	ERA	NP
2/18	GEORGE WASHINGTON (L, 5-9)	-	-	0.2	2	1	1	0	1	0	13.50	10
2/26	HOLY CROSS (W, 13-4)	-	-	1.0	0	0	0	0	2	0	5.40	15
3/3	LIPSCOMB (W, 8-0)	-	-	1.0	0	0	0	0	2	0	3.38	16
3/5	LIPSCOMB (L, 7-8)	-	-	1.1	1	0	0	1	2	0	2.25	29
3/10	PRESBYTERIAN (L, 8-11)	-	-	0.0	1	1	1	0	0	0	4.50	2
3/11	PRESBYTERIAN (W, 7-5)	W	X	1.1	2	0	0	2	1	0	3.38	37
3/14	UAB (W, 4-0)	-	-	2.0	0	0	0	0	2	0	2.45	23
3/17	#5 FLORIDA (W, 14-3)	-	-	2.2	2	1	1	0	2	0	2.70	28
3/21	at Georgia Tech (W, 7-4)	-	-	1.2	0	0	0	1	0	0	2.31	17
3/24	at Georgia (W, 2-1)	-	-	1.0	2	1	1	0	0	0	2.84	-
3/28	vs. Alabama (W, 4-3)	-	-	2.2	1	0	0	2	3	0	2.35	43
4/2	*#6 SOUTH CAROLINA (W, 6-5)	-	-	2.0	4	1	1	0	1	0	2.60	33
4/8	at Texas A&M (L, 3-6)	-	-	1.0	3	1	1	1	0	0	2.95	23
4/11	at Samford (W, 16-15)	-	-	1.0	1	0	0	1	1	0	2.79	21
4/15	at Tennessee (W, 8-1)	-	-	1.0	2	1	1	0	1	1	3.10	16
4/18	at Kennesaw State (W, 15-7)	-	-	1.0	2	2	2	1	1	0	3.80	20
4/23	*#16 ARKANSAS (W, 11-6)	-	-	3.0	5	2	2	0	0	0	4.07	43
5/7	ALABAMA (L, 9-11)	L	-	1.1	2	2	1	0	2	0	4.21	27
5/9	at UAB (L, 2-8)	-	-	0.2	4	3	3	0	0	0	5.13	16
5/20	OLE MISS (L,											

**SUPERLATIVES AND MISCELLANEOUS NOTES**

**STARTS BY POSITION**

**STARTING PITCHER**

Tanner Burns	15	11-4
Jack Owen	9	6-3
Brooks Fuller	8	4-4
Carson Skipper	8	5-3
Garrett Wade	7	4-3
Richard Fitts	5	1-4
Bailey Horn	4	3-1
Elliott Anderson	3	1-2
Kyle Gray	3	1-2
Davis Daniel	1	1-0
Ryan Watson	1	1-0

**CATCHER**

Matt Scheffler	57	34-23
Chase Hall	7	4-3

**FIRST BASE**

Rankin Woley	62	37-25
Brody Moore	2	1-1

**SECOND BASE**

Ryan Bliss	62	36-26
Everett Lau	2	2-0

**THIRD BASE**

Edouard Julien	63	37-26
Ed Johnson	1	1-0

**SHORTSTOP**

Will Holland	62	36-26
Ryan Bliss	2	2-0

**LEFT FIELD**

Judd Ward	60	35-25
Conor Davis	2	2-0
Brody Moore	2	1-1

**CENTER FIELD**

Kason Howell	61	36-25
Judd Ward	3	2-1

**RIGHT FIELD**

Steven Williams	62	37-25
Devin Warner	2	1-1

**DESIGNATED HITTER**

Conor Davis	58	32-26
Everett Lau	6	6-0

**2019 AUBURN & OPPONENT HIGHS**

**TEAM BATTING**

	AUBURN	OPPONENT
Runs in a game	17, vs. UA (5/5)	20, at MSU (3/24)
Runs in an inning	13, [1st] at UNC (6/10)	7, [8th] at MSU (3/23)
Most Hits in a game	21, at MSU (3/24)	21, at MSU (3/24)
Fewest Hits in a game	2, two times	2, UC (3/1)
Hits in an inning	9, [1st] at UNC (6/10)	6, three times
2B in a game	4, six times	8, at MSU (3/24)
3B in a game	2, vs. AAMU (2/19)	1, six times
HR in a game	3, three times	4, UCF (2/24)
SB in a game	6, vs. UT (3/17)	4, three times
LOB in a game	16, vs. ARK (4/5)	18, ARK (4/5)
K in a game	13, three times	20, ARK (4/5)
BB in a game	11, two times	13, ARK (4/5)

**TEAM PITCHING**

	AUBURN	OPPONENT
K in a game	20, vs. ARK (4/5)	13, three times
BB in a game	13, vs. ARK (4/5)	11, two times
Pitchers used	7, four times	8, UA (3/26)
Total Quality Starts	10	20

**TEAM FIELDING**

	AUBURN	OPPONENT
Errors in a game	3, four times	4, two times
DP turned in a game	3, two times	4, at GT (6/1)

**IND. BATTING**

	AUBURN	OPPONENT
Hits in a game	4, two times	5, two times
Runs in a game	4, Bliss vs. UGA (5/11)	4, three times
2B in a game	2, four times	3, Brenning [UNA] (5/14)
3B in a game	1, nine times	1, six times
HR in a game	2, two times	2, three times
RBI in a game	5, two times	5, four times
XBH in a game	2, eight times	3, Brenning [UNA] (5/14)
SB in a game	2, nine times	2, three times
BB in a game	3, seven times	3, seven times
HBP in a game	2, four times	2, two times
K in a game	4, Holland, two times	4, six times
Hitting Streak	10 g, three times	3 g, 42 times
Consec. G w/HR	Williams (5/31-6/1)	Five times

**IND. PITCHING**

	AUBURN	OPPONENT
K by a starter	15, Burns vs. UC (3/1)	10, two times
K by a reliever	8, two times	7, Magwood [JSU] (4/9)
BB by a starter	6, Horn at UNC (6/9)	5, Linginfelter [UT] (3/16)
BB by a reliever	3, 12 times	5, two times
IP by a starter	9.0, two times	8.2, Thomas [GT] (6/1)
IP by a reliever	6.1, Fitts vs. UNA (5/14)	5.2, Sandy [UNC] (6/10)

**MISCELLANEOUS**

	AUBURN
Biggest comeback win	5, two times
Biggest blown lead loss	6, two times
Largest margin of victory	12, at JSU (4/23)
Largest margin of defeat	13, at MSU (3/23)
Longest game, Time	5:40, vs. ARK (4/5 - G2)
Longest game, Time (9 inn)	4:11, two times
Shortest game, Time (9 inn)	2:20, UTSA (3/9 - G1)
Longest game, Innings	15, vs. ARK (4/5 - G2)
Largest crowd, Home	4,096, vs. GS (2/16)
Largest crowd, Road	12,343, at MSU (3/23)
Largest crowd, Neutral	7,896 vs. UA at Riverwalk Stadium (3/26)

**STARTS BY ORDER**

**LEADOFF**

Judd Ward	46	25-21
Will Holland	18	13-5

**2ND SPOT**

Ryan Bliss	24	12-12
Steven Williams	16	12-4
Kason Howell	14	5-9
Will Holland	9	8-1
Rankin Woley	1	1-0

**3RD SPOT**

Edouard Julien	30	16-14
Conor Davis	15	9-6
Rankin Woley	14	8-6
Steven Williams	5	5-0

**CLEANUP**

Conor Davis	17	7-10
Rankin Woley	16	12-4
Edouard Julien	14	8-6
Will Holland	12	6-6
Steven Williams	3	3-0
Matt Scheffler	2	2-0

**5TH SPOT**

Matt Scheffler	20	7-13
Conor Davis	14	8-6
Steven Williams	7	4-3
Ryan Bliss	7	6-1
Edouard Julien	7	6-1
Rankin Woley	5	3-2
Will Holland	3	3-0
Judd Ward	1	1-0

**6TH SPOT**

Rankin Woley	24	11-13
Conor Davis	14	10-4
Ryan Bliss	12	8-4
Steven Williams	5	2-3
Edouard Julien	3	3-0
Everett Lau	3	3-0
Kason Howell	1	1-0
Matt Scheffler	1	0-1
Judd Ward	1	0-1

**7TH SPOT**

Kason Howell	21	14-7
Ryan Bliss	12	9-3
Steven Williams	12	5-7
Will Holland	9	3-6
Edouard Julien	4	2-2
Everett Lau	2	2-0
Rankin Woley	2	2-0
Matt Scheffler	1	1-0
Devin Warner	1	0-1

**8TH SPOT**

Judd Ward	14	11-3
Steven Williams	14	6-8
Kason Howell	12	8-4
Matt Scheffler	5	3-2
Ryan Bliss	5	1-4
Edouard Julien	5	2-3
Will Holland	4	2-2
Everett Lau	3	3-0
Chase Hall	1	1-0
Devin Warner	1	1-0

**9TH SPOT**

Matt Scheffler	28	21-7
Kason Howell	13	8-5
Will Holland	7	1-6
Chase Hall	6	3-3
Ryan Bliss	4	2-2
Brody Moore	4	2-2
Ed Johnson	1	1-0
Judd Ward	1	0-1



## PITCHING NOTES

### 2019 BULLPEN BY NUMBERS

Total App.....	191
Saves/Opp.....	16/24
IR/IRS.....	178/72
BA Against.....	.252
ERA.....	4.24

### SAVES/OPP

Elliott Anderson.....	0/1
Richard Fitts.....	0/1
Brooks Fuller.....	2/3
Cody Greenhill.....	12/16
Blake Schilleci.....	0/1
Carson Skipper.....	2/2

### INHERITED RUNNERS/SCORED

Elliott Anderson.....	13/9
Richard Fitts.....	14/8
Brooks Fuller.....	11/4
Peyton Glavine.....	8/2
Kyle Gray.....	8/4
Cody Greenhill.....	19/5
Bailey Horn.....	12/3
Will Morrison.....	28/7
Jack Owen.....	5/2
Blake Schilleci.....	14/7
Carson Skipper.....	9/6
Garrett Wade.....	7/3
Ryan Watson.....	30/12

### 1ST BATTER FACED/RETIRED

Elliott Anderson.....	25/14
Richard Fitts.....	14/8
Brooks Fuller.....	12/8
Kyle Gray.....	12/11
Cody Greenhill.....	27/18
Peyton Glavine.....	9/6
Bailey Horn.....	13/7
Will Morrison.....	24/17
Jack Owen.....	4/2
Blake Schilleci.....	12/9
Carson Skipper.....	9/5
Garrett Wade.....	8/4
Ryan Watson.....	22/14

### RELIEF ERA

Jack Owen.....	0.66
Garrett Wade.....	2.89
Elliott Anderson.....	3.35
Richard Fitts.....	3.48
Cody Greenhill.....	3.49
Brooks Fuller.....	3.94
Kyle Gray.....	3.94
Will Morrison.....	4.56
Bailey Horn.....	5.32
Peyton Glavine.....	5.62
Ryan Watson.....	5.30
Blake Schilleci.....	7.41
Carson Skipper.....	8.56

### BP SCORELESS IP (current/long)

Elliott Anderson.....	3.1	15.2
Davis Daniel.....	5.2	5.2
Richard Fitts.....	11.1	11.1
Brooks Fuller.....	5.0	5.0
Peyton Glavine.....	4.1	4.1
Kyle Gray.....	7.2	7.2
Cody Greenhill.....	0.2	11.2
Ryan Hoerter.....	2.0	2.0
Bailey Horn.....	6.2	6.2
Will Morrison.....	0.2	7.0
Jack Owen.....	1.2	7.1
Blake Schilleci.....	0.1	6.1
Carson Skipper.....	3.1	3.1
Garrett Wade.....	3.1	4.0
Ryan Watson.....	3.0	6.1

2019 Auburn Baseball  
Team Game-by-Game for Auburn (as of Jun 11, 2019)  
Pitching (All games)

Date	Opponent	ip	h	r	er	bb	so	2b	3b	hr	wp	bk	hbp	dp	lbb	score	w-l	sv	era
Feb 15	GEORGIA SOUTHE	9.0	9	2	1	1	12	2	0	0	0	0	0	0	0	11-2	1-0	1	1.00
Feb 16	GEORGIA SOUTHE	13.0	12	7	7	3	11	1	0	2	4	0	1	1	1	5-7	1-1	1	3.27
Feb 17	GEORGIA SOUTHE	13.0	10	3	1	6	7	1	0	0	1	0	2	1	2	4-3	2-1	1	2.31
Feb 19	ALABAMA A&M	9.0	4	1	0	1	17	2	0	0	0	0	2	0	0	10-1	3-1	1	1.84
Feb 20	ALABAMA A&M	9.0	8	2	0	5	10	2	0	0	1	0	0	1	0	10-2	4-1	1	1.53
Feb 22	at UCF	9.0	5	1	1	4	10	1	0	0	0	0	1	0	0	4-1	5-1	2	1.45
Feb 23	at UCF	8.0	9	6	5	2	9	2	0	0	0	0	0	0	0	1-6	5-2	2	1.93
Feb 24	at UCF	9.0	11	9	9	3	3	1	0	4	0	0	2	2	0	13-9	6-2	2	2.73
Mar 01	CINCINNATI	9.0	2	0	0	0	15	1	0	0	0	0	0	0	0	5-0	7-2	2	2.45
Mar 02	CINCINNATI	9.0	3	0	0	1	11	1	0	0	0	0	0	0	0	5-0	8-2	3	2.23
Mar 02	CINCINNATI	9.0	8	5	4	1	11	3	0	2	1	0	0	0	0	9-5	9-2	4	2.38
Mar 05	UT MARTIN	9.0	10	9	6	5	3	5	0	0	0	0	2	0	0	15-9	10-2	4	2.66
Mar 06	UT MARTIN	9.0	3	0	0	3	15	0	0	0	2	0	1	0	0	2-0	11-2	5	2.47
Mar 08	TEXAS AT SAN AN	9.0	4	0	0	1	10	1	0	0	1	0	0	1	0	6-0	12-2	5	2.30
Mar 09	TEXAS AT SAN AN	9.0	4	0	0	0	7	0	0	0	0	0	0	1	0	5-0	13-2	5	2.15
Mar 09	TEXAS AT SAN AN	9.0	10	3	2	1	12	1	0	0	0	0	1	0	0	8-3	14-2	5	2.15
Mar 12	at South Alabama	9.0	6	2	2	5	16	0	0	2	0	1	0	0	0	6-2	15-2	5	2.14
*Mar 15	TENNESSEE	9.0	4	0	0	2	13	0	0	0	0	0	1	0	0	2-0	16-2	6	2.02
*Mar 16	TENNESSEE	9.0	6	2	2	3	8	0	0	1	0	0	0	0	0	5-2	17-2	6	2.02
*Mar 17	TENNESSEE	9.0	10	3	2	6	2	2	1	1	0	0	0	1	1	5-3	18-2	6	2.02
Mar 19	at UAB	9.0	7	5	4	7	9	2	0	0	0	0	0	0	0	13-5	19-2	6	2.11
*Mar 22	at Mississippi State	9.0	7	5	4	3	7	2	0	0	3	0	2	0	0	6-5	20-2	7	2.20
*Mar 23	at Mississippi State	8.0	20	15	14	8	7	5	0	1	1	0	0	1	0	2-15	20-3	7	2.70
*Mar 24	at Mississippi State	8.0	21	20	18	5	6	8	0	2	0	0	1	0	0	15-20	24	7	3.34
Mar 26	vs Alabama	8.0	10	6	5	8	5	3	0	0	1	0	1	1	0	3-6	20-5	7	3.42
*Mar 29	at South Carolina	9.0	4	2	1	3	8	0	0	1	0	0	0	1	0	4-2	21-5	8	3.33
*Mar 30	at South Carolina	8.0	4	4	2	7	8	1	0	1	2	0	0	0	0	0-4	21-6	8	3.29
*Mar 31	at South Carolina	9.0	11	5	5	4	4	2	0	2	1	0	0	1	0	7-5	22-6	9	3.35
Apr 02	GEORGIA TECH	9.0	9	9	9	9	9	3	0	0	3	0	2	0	0	3-9	22-7	9	3.55
*Apr 05	ARKANSAS	9.0	8	3	3	2	13	1	1	1	2	0	0	0	0	6-3	23-7	10	3.53
*Apr 05	ARKANSAS	15.0	14	9	8	11	20	3	1	2	2	0	1	0	2	6-9	23-8	10	3.59
*Apr 06	ARKANSAS	9.0	10	8	8	9	3	2	0	1	0	0	0	0	0	0-8	23-9	10	3.73
Apr 09	JACKSONVILLE ST	9.0	10	11	11	9	6	2	0	0	0	0	0	0	0	6-11	23-10	10	3.94
*Apr 12	at Texas A&M	8.0	8	4	4	1	10	4	0	0	2	0	0	1	0	0-4	23-11	10	3.96
*Apr 13	at Texas A&M	9.0	5	0	0	5	6	0	0	0	2	0	0	2	0	7-0	24-11	11	3.85
*Apr 14	at Texas A&M	8.0	8	4	4	1	8	0	0	1	1	0	0	0	0	1-4	24-12	11	3.86
Apr 16	at Georgia Tech	8.0	14	11	11	10	9	2	0	0	3	0	1	0	1	6-11	24-13	11	4.06
*Apr 18	OLE MISS	9.0	9	4	1	1	9	1	0	0	0	0	1	1	0	7-4	25-13	12	3.98
*Apr 19	OLE MISS	9.0	11	5	5	5	12	0	1	2	0	0	1	1	0	3-5	25-14	12	4.01
*Apr 20	OLE MISS	10.0	8	5	5	3	7	1	0	3	1	0	0	2	0	6-5	26-14	12	4.02
Apr 23	at Jacksonville Stat	9.0	10	2	2	5	13	1	0	1	1	0	1	0	0	14-2	27-14	12	3.97
*Apr 25	at Vanderbilt	8.0	13	12	8	9	10	4	0	1	4	1	1	0	0	6-12	27-15	12	4.08
*Apr 26	at Vanderbilt	8.0	13	5	5	4	6	4	0	1	2	0	0	3	0	2-5	27-16	12	4.11
*Apr 27	at Vanderbilt	8.0	15	9	7	4	8	2	1	1	0	0	1	1	0	5-9	27-17	12	4.18
*May 03	ALABAMA	9.0	7	1	1	3	5	1	0	0	1	0	1	3	0	5-1	28-17	12	4.11
*May 04	ALABAMA	9.0	11	7	5	6	8	2	0	0	0	0	1	1	0	6-7	28-18	12	4.13
*May 05	ALABAMA	9.0	14	7	7	3	7	1	0	2	2	0	0	0	0	17-7	29-18	12	4.19
May 07	UAB	9.0	6	6	6	7	8	1	1	0	2	0	2	1	0	4-6	29-19	12	4.23
*May 10	GEORGIA	9.0	14	11	11	2	7	2	0	2	1	0	1	1	0	2-11	29-20	12	4.37
*May 11	GEORGIA	10.0	8	3	3	1	9	1	0	2	1	0	1	2	0	4-3	30-20	12	4.33
*May 11	GEORGIA	9.0	12	10	9	3	6	1	0	2	1	0	0	0	0	8-10	30-21	12	4.42
May 14	NORTH ALABAMA	11.0	12	7	7	6	13	5	0	0	1	0	2	1	0	8-7	31-21	12	4.45
*May 16	at LSU	8.0	10	7	6	0	3	0	0	3	0	0	0	0	0	1-7	31-22	12	4.49
*May 17	at LSU	8.0	9	5	5	2	7	1	0	0	2	0	1	1	0	1-5	31-23	12	4.51
*May 18	at LSU	11.0	11	4	3	3	6	3	0	0	1	0	2	1	0	5-4	32-23	13	4.46
May 21	vs Tennessee	9.0	4	3	3	5	13	0	0	1	3	0	1	0	0	5-3	33-23	14	4.44
May 22	vs Vanderbilt	7.1	16	11	10	4	8	4	0	1	2	0	1	2	0	1-11	33-24	14	4.55
May 23	vs LSU	8.1	8	4	3	2	6	1	0	0	1	0	0	0	0	3-4	33-25	14	4.53
May 31	vs Coastal Carolina	9.0	10	7	7	4	13	2	0	2	2	0	2	0	0	16-7	34-25	14	4.57
Jun 01	at Georgia Tech	9.0	9	5	1	0	6	2	0	0	2	0	1	1	0	6-5	35-25	14	4.51
Jun 02	at Georgia Tech	9.0	3	1	1	1	8	0	0	1	0	0	0	2	0	4-1	36-25	15	4.45
Jun 08	at North Carolina	9.0	13	7	7	4	5	3	0	0	0	0	0	1	0	11-7	37-25	16	4.49
Jun 09	at North Carolina	9.0	8	2	2	9	7	0	0	0	1	1	0	0	0	0-2	37-26	16	4.46
Jun 10	at North Carolina	9.0	10	7	7	5	7	0	0	3	0	0	0	0	0	14-7	38-26	16	4.49
Totals		580.2	582	333	290	256	557	109	6	52	64	3	42	41	7	380-333	38-26	16	4.49

### AUBURN STARTING PITCHER BREAKDOWN

Starter	GS	Starts	Run Support	RS/Start	Auburn Record
T. Burns	15	6	42	2.8	11-4
J. Owen	9	2	18	2.0	6-3
B. Fuller	8	1	11	1.4	4-4
C. Skipper	8	0	24	3.0	5-3
G. Wade	7	0	16	2.3	4-3
R. Fitts	5	0	4	0.8	1-4
B. Horn	4	1	6	1.5	3-1
E. Anderson	3	0	7	1.8	1-2
K. Gray	3	0	1	0.3	1-

**HITTING NOTES**

**2019 MULTI-HIT GAMES**

	2	3	4	5+	Total
Ryan Bliss	17	4	-	-	21
Conor Davis	17	4	-	-	21
Rankin Woley	16	4	-	-	20
Judd Ward	13	7	-	-	20
Edouard Julien	13	3	-	-	16
Steven Williams	13	2	1	-	16
Kason Howell	13	2	-	-	15
Will Holland	9	4	1	-	14
Matt Scheffler	11	1	-	-	12
Everett Lau	1	1	-	-	2
Brody Moore	1	1	-	-	2
Devin Warner	-	1	-	-	1

**CAREER MULTI-HIT GAMES**

	2	3	4	5+	Total
Conor Davis	39	8	-	-	47
Will Holland	29	11	2	-	42
Steven Williams	20	8	4	-	32
Edouard Julien	25	7	-	-	32
Judd Ward	18	7	-	-	25
Ryan Bliss	17	4	-	-	21
Rankin Woley	16	4	-	-	20
Kason Howell	13	2	-	-	15
Matt Scheffler	11	1	-	-	12
Everett Lau	1	1	-	-	2
Brody Moore	1	1	-	-	2
Devin Warner	-	1	-	-	1

**2019 MULTI-RBI GAMES**

	2	3	4	5+	Total
Edouard Julien	10	7	1	-	18
Rankin Woley	9	4	-	-	13
Ryan Bliss	8	2	1	-	11
Steven Williams	4	4	-	1	9
Will Holland	7	1	-	-	8
Judd Ward	3	3	1	-	7
Conor Davis	4	1	2	-	7
Matt Scheffler	3	1	-	-	4
Kason Howell	1	1	-	-	2
Everett Lau	-	-	-	1	1
Devin Warner	-	1	-	-	1
Chase Hall	1	-	-	-	1

**CAREER MULTI-RBI GAMES**

	2	3	4	5+	Total
Edouard Julien	15	14	7	-	36
Will Holland	17	8	2	-	27
Conor Davis	15	5	4	1	25
Steven Williams	11	8	2	2	23
Rankin Woley	9	4	-	-	13
Ryan Bliss	8	2	1	-	11
Judd Ward	5	3	1	-	9
Matt Scheffler	3	1	-	-	4
Kason Howell	1	1	-	-	2
Chase Hall	1	-	-	-	1
Everett Lau	-	-	-	1	1
Devin Warner	-	1	-	-	1

**CAREER STARTS**

	Career	Consec.
Will Holland	168	34
Conor Davis	145	49
Steven Williams	127	6
Edouard Julien	122	60
Judd Ward	84	51
Ryan Bliss	64	64
Rankin Woley	62	17
Kason Howell	61	12
Matt Scheffler	57	7
Everett Lau	8	-
Chase Hall	7	-
Brody Moore	4	-
Devin Warner	2	-
Ed Johnson	1	-

**TEAM NOTES**

Auburn Overall SEC Rankings			Auburn SEC-Only Rankings		
Category	Rank	No.	Category	Rank	No.
Avg.	9th	.265	Avg.	9th	.244
Hits	6th	587	Hits	9th	251
2B	7th	107	2B	T-5th	46
HR	12th	48	HR	10th	21
BB	T-8th	273	BB	T-9th	99

**2019 AUBURN HOME RUNS**

No.	Player (#)	Opponent (Date)	On	Outs	Inn.	Pitcher
1	Edouard Julien (1)	Georgia Southern (2/17)	0	0	7th	Edwards (R)
2	Edouard Julien (2)	Alabama A&M (2/20)	0	0	5th	Mendoza (L)
3	Judd Ward (1)	Alabama A&M (2/20)	0	0	8th	Figueroa (R)
4	Edouard Julien (3)	Alabama A&M (2/20)	1	2	8th	Figueroa (R)
5	Edouard Julien (4)	at UCF (2/22)	1	0	2nd	Schuermann (L)
6	Conor Davis (1)	at UCF (2/24)	1	0	2nd	Spicer (R)
7	Steven Williams (1)	at UCF (2/24)	1	1	3rd	Spicer (R)
8	Rankin Woley (1)	at UCF (2/24)	0	2	4th	Sinclair (R)
9	Steven Williams (2)	Cincinnati (3/1)	1	1	7th	Shawver (L)
10	Ryan Bliss (1)	Cincinnati (3/2)	0	2	3rd	Batcho (L)
11	Edouard Julien (5)	UT Martin (3/5)	0	1	4th	Cannon (R)
12	Everett Lau (1)	UT Martin (3/5)	2	1	7th	O'Doherty (R)
13	Conor Davis (2)	UT Martin (3/6)	0	2	4th	Bullington (R)
14	Matt Scheffler (1)	UTSA (3/9)	0	2	5th	Foust (R)
15	Conor Davis (3)	at UAB (3/19)	3	2	5th	Wesson (R)
16	Steven Williams (3)	at Mississippi State (3/22)	0	1	6th	Small (L)
17	Rankin Woley (2)	at Mississippi State (3/22)	0	1	6th	Small (L)
18	Steven Williams (4)	at Mississippi State (3/24)	1	0	4th	Price (R)
19	Judd Ward (2)	at Mississippi State (3/24)	2	1	7th	Gordon (R)
20	Will Holland (1)	at South Carolina	1	1	2nd	Shook (R)
21	Edouard Julien (6)	at South Carolina	2	2	2nd	Tringali (R)
22	Will Holland (2)	Arkansas (4/5)	1	0	5th	Noland (R)
23	Edouard Julien (7)	Jacksonville State (4/9)	1	1	1st	Williamham (R)
24	Conor Davis (4)	at Texas A&M (4/13)	1	1	1st	Lacy (L)
25	Edouard Julien (8)	Ole Miss (4/18)	0	2	7th	Myers (R)
26	Conor Davis (5)	Ole Miss (4/19)	0	0	2nd	Nikhazy (L)
27	Will Holland (3)	Ole Miss (4/19)	0	2	4th	Nikhazy (L)
28	Conor Davis (6)	Ole Miss (4/19)	0	0	6th	Nikhazy (L)
29	Will Holland (4)	at Vanderbilt (4/25)	0	2	6th	Hickman (R)
30	Rankin Woley (3)	at Vanderbilt (4/27)	2	0	8th	Eder (L)
31	Steven Williams (5)	Alabama (5/5)	2	1	8th	Vainer (R)
32	Will Holland (5)	Alabama (5/5)	1	1	8th	Freeman (R)
33	Judd Ward (3)	Georgia (5/10)	0	2	5th	Locey (R)
34	Will Holland (6)	Georgia (5/11)	0	1	2nd	Hancock (R)
35	Steven Williams (6)	North Alabama (5/14)	2	2	2nd	Mancour (L)
36	Will Holland (7)	North Alabama (5/14)	0	2	5th	Stillman (R)
37	Will Holland (8)	at LSU (5/17)	0	0	5th	Marceaux (R)
38	Ryan Bliss (2)	at LSU (5/18)	0	1	6th	Peterson (R)
39	Matt Scheffler (2)	at LSU (5/18)	1	1	9th	Hess (R)
40	Judd Ward (4)	vs. Tennessee (5/21)	1	1	7th	Sewell (R)
41	Will Holland (9)	vs. Vanderbilt (5/22)	0	2	4th	Hickman (R)
42	Steven Williams (7)	vs. Coastal Carolina (5/31)	2	1	4th	Veneziano (L)
43	Conor Davis (7)	vs. Coastal Carolina (5/31)	0	2	6th	Gentry (L)
44	Ryan Bliss (3)	at Georgia Tech (6/1)	0	1	1st	Thomas (L)
45	Steven Williams (8)	at Georgia Tech (6/1)	2	2	9th	Thomas (L)
46	Steven Williams (9)	at North Carolina (6/8)	1	1	5th	Baum (R)
47	Edouard Julien (9)	at North Carolina (6/8)	2	2	9th	O'Brien (L)
48	Judd Ward (5)	at North Carolina (6/10)	2	2	1st	Butler (R)

**AUBURN CAREER HOME RUN BREAKDOWN**

	1R	2R	3R	GS	Career	Home	Road	Last
Bliss	3	--	--	--	3	1	2	6/1/19
Davis	4	2	3	1	10	6	4	5/31/19
Holland	15	8	1	--	24	14	10	5/22/19
Julien	7	6	10	3	26	14	12	6/8/19
Lau	--	--	1	--	1	1	--	3/5/19
Scheffler	1	1	--	--	2	1	1	5/18/19
Ward	2	1	2	0	5	2	3	6/10/19
Williams	6	7	7	1	21	10	11	6/8/19
Woley	2	--	1	--	3	--	3	4/27/19

**HITTING STREAKS**

	Current	'19	Career
Ryan Bliss	6	10	10
Conor Davis	3	10	11
Matt Scheffler	1	10	10
Judd Ward	1	7	7
Edouard Julien	1	6	6
Will Holland	2	5	8
Kason Howell	1	5	5
Steven Williams	-	5	6
Rankin Woley	1	5	5
Ed Johnson	-	2	2
Everett Lau	-	2	2
Brody Moore	-	2	2
Chase Hall	-	2	2
Brett Olson	1	1	1
Devin Warner	1	1	1

**REACHED BASE STREAKS**

	Current	'19	Career
Steven Williams	7	19	25
Judd Ward	1	18	18
Conor Davis	3	17	19
Kason Howell	9	17	17
Rankin Woley	1	17	17
Matt Scheffler	2	13	13
Edouard Julien	9	11	14
Ryan Bliss	10	10	10
Will Holland	6	9	18
Everett Lau	-	5	5
Chase Hall	-	3	3
Ed Johnson	-	3	3
Brody Moore	-	2	2
Brett Olson	2	2	2
Devin Warner	1	1	1

**BUNT HITS**

Player	No.
Judd Ward	5
Ryan Bliss	3
Matt Scheffler	2
Will Holland	1
Kason Howell	1
Edouard Julien	1
<b>TOTAL</b>	<b>13</b>

**SAC BUNTS**

Player	No.
Judd Ward	6
Kason Howell	4
Steven Williams	4
Matt Scheffler	4
Will Holland	3
Ryan Bliss	2
<b>TOTAL</b>	<b>23</b>

**SAC FLIES**

Player	No.
Ryan Bliss	7
Kason Howell	5
Edouard Julien	5
Steven Williams	5
Rankin Woley	3
Matt Scheffler	2
Judd Ward	1
Will Holland	1
<b>TOTAL</b>	<b>27</b>

**OUTFIELD ASSISTS**

Player	No.
Judd Ward	9
Steven Williams	3
Kason Howell	2
Brody Moore	1
<b>TOTAL</b>	<b>15</b>

**PINCH HITS**

Player	No.
Ed Johnson	1
Everett Lau	1
Brody Moore	1
<b>TOTAL</b>	<b>3</b>

## AUBURN 2019 GAME-BY-GAME STARTING LINEUPS

DATE	OPP	1	2	3	4	5	6	7	8	9	SP
2/15	Georgia Southern	Ward	Holland	Williams	Woley	Julien	Davis	Bliss	Howell	Scheffler	Daniel
2/16	Georgia Southern	Holland	Williams	Woley	Julien	Davis	Bliss	Howell	Scheffler	Ward	Burns
2/17	Georgia Southern	Ward	Holland	Williams	Woley	Julien	Davis	Bliss	Howell	Hall	Gray
2/19	Alabama A&M	Ward	Holland	Williams	Woley	Bliss	Howell	Lau	Hall	Johnson	Skipper
2/20	Alabama A&M	Ward	Woley	Williams	Davis	Julien	Bliss	Howell	Lau	Scheffler	Fuller
2/22	at UCF	Ward	Holland	Williams	Woley	Julien	Davis	Bliss	Howell	Scheffler	Burns
2/23	at UCF	Ward	Holland	Julien	Woley	Williams	Davis	Bliss	Howell	Hall	Gray
2/24	at UCF	Ward	Holland	Julien	Woley	Williams	Davis	Bliss	Howell	Scheffler	Horn
3/1	Cincinnati	Ward	Holland	Julien	Woley	Williams	Davis	Bliss	Howell	Scheffler	Burns
3/2	Cincinnati	Ward	Holland	Julien	Williams	Woley	Davis	Bliss	Howell	Scheffler	Owen
3/3	Cincinnati	Ward	Holland	Julien	Woley	Williams	Davis	Bliss	Howell	Scheffler	Skipper
3/5	UT Martin	Holland	Williams	Julien	Woley	Bliss	Lau	Howell	Ward	Scheffler	Horn
3/6	UT Martin	Holland	Williams	Julien	Woley	Bliss	Davis	Howell	Lau	Scheffler	Wade
3/8	UTSA	Holland	Williams	Julien	Woley	Bliss	Davis	Howell	Ward	Scheffler	Burns
3/9	UTSA	Holland	Williams	Julien	Woley	Bliss	Lau	Howell	Ward	Scheffler	Owen
3/10	UTSA	Holland	Williams	Julien	Woley	Bliss	Davis	Howell	Ward	Hall	Skipper
3/12	at South Alabama	Holland	Williams	Woley	Julien	Davis	Bliss	Howell	Ward	Scheffler	Wade
3/15	Tennessee*	Holland	Williams	Woley	Julien	Davis	Bliss	Howell	Ward	Scheffler	Burns
3/16	Tennessee*	Holland	Williams	Woley	Julien	Davis	Bliss	Howell	Ward	Scheffler	Owen
3/17	Tennessee*	Holland	Williams	Woley	Julien	Davis	Bliss	Howell	Ward	Scheffler	Skipper
3/19	at UAB	Holland	Williams	Woley	Julien	Davis	Bliss	Howell	Ward	Scheffler	Wade
3/22	at Mississippi State*	Holland	Williams	Woley	Julien	Davis	Bliss	Howell	Ward	Scheffler	Burns
3/23	at Mississippi State*	Holland	Williams	Woley	Julien	Davis	Bliss	Howell	Ward	Scheffler	Skipper
3/24	at Mississippi State*	Holland	Williams	Woley	Julien	Davis	Bliss	Howell	Ward	Scheffler	Anderson
3/26	vs. Alabama%	Holland	Williams	Woley	Julien	Davis	Bliss	Howell	Ward	Scheffler	Wade
3/29	at South Carolina*	Holland	Williams	Woley	Julien	Davis	Bliss	Howell	Ward	Scheffler	Burns
3/30	at South Carolina*	Ward	Howel	Julien	Woley	Williams	Davis	Holland	Bliss	Scheffler	Fuller
3/31	at South Carolina*	Ward	Howel	Julien	Woley	Williams	Davis	Holland	Bliss	Scheffler	Skipper
4/2	Georgia Tech	Ward	Howel	Julien	Woley	Williams	Davis	Holland	Bliss	Scheffler	Wade
4/4	Arkansas*	Ward	Howell	Woley	Julien	Davis	Williams	Bliss	Lau	Scheffler	Burns
4/5	Arkansas*	Ward	Howell	Woley	Julien	Davis	Williams	Holland	Bliss	Scheffler	Fuller
4/6	Arkansas*	Ward	Howell	Woley	Julien	Davis	Williams	Holland	Bliss	Hall	Fitts
4/9	Jacksonville State	Ward	Howell	Julien	Davis	Bliss	Scheffler	Williams	Holland	Moore	Wade
4/12	at Texas A&M*	Holland	Howell	Julien	Davis	Woley	Ward	Bliss	Williams	Scheffler	Burns
4/13	at Texas A&M*	Holland	Howell	Julien	Davis	Ward	Woley	Bliss	Williams	Scheffler	Fuller
4/14	at Texas A&M*	Ward	Howell	Julien	Davis	Scheffler	Woley	Bliss	Williams	Holland	Fitts
4/16	at Georgia Tech	Ward	Howell	Julien	Davis	Scheffler	Woley	Holland	Williams	Bliss	Skipper
4/18	Ole Miss*	Ward	Howell	Julien	Davis	Scheffler	Woley	Holland	Williams	Bliss	Wade
4/19	Ole Miss*	Ward	Howell	Julien	Davis	Scheffler	Davis	Williams	Holland	Bliss	Burns
4/20	Ole Miss*	Ward	Howell	Julien	Davis	Williams	Woley	Scheffler	Holland	Bliss	Fuller
4/23	at Jacksonville State	Ward	Bliss	Julien	Davis	Holland	Woley	Lau	Warner	Hall	Watson
4/25	at Vanderbilt*	Ward	Bliss	Julien	Davis	Scheffler	Woley	Howell	Williams	Holland	Burns
4/26	at Vanderbilt*	Ward	Bliss	Julien	Davis	Scheffler	Woley	Howell	Williams	Holland	Fitts
4/27	at Vanderbilt*	Ward	Bliss	Julien	Davis	Scheffler	Woley	Howell	Williams	Holland	Fuller
5/3	Alabama*	Ward	Bliss	Julien	Davis	Scheffler	Woley	Williams	Howell	Holland	Owen
5/4	Alabama*	Ward	Bliss	Julien	Davis	Scheffler	Woley	Williams	Howell	Holland	Fuller
5/5	Alabama*	Ward	Bliss	Julien	Davis	Scheffler	Williams	Howell	Holland	Moore	Fitts
5/7	UAB	Ward	Bliss	Julien	Davis	Scheffler	Woley	Williams	Howell	Holland	Skipper
5/10	Georgia*	Ward	Bliss	Julien	Davis	Scheffler	Woley	Holland	Williams	Howell	Owen
5/11	Georgia*	Ward	Bliss	Davis	Scheffler	Holland	Woley	Julien	Williams	Howell	Burns
5/12	Georgia*	Ward	Bliss	Davis	Holland	Scheffler	Woley	Julien	Williams	Moore	Fitts
5/14	North Alabama*	Ward	Bliss	Davis	Scheffler	Holland	Woley	Julien	Williams	Moore	Fuller
5/16	at LSU*	Ward	Bliss	Davis	Holland	Scheffler	Woley	Williams	Julien	Howell	Anderson
5/17	at LSU*	Ward	Bliss	Davis	Holland	Scheffler	Woley	Williams	Julien	Howell	Owen
5/18	at LSU*	Ward	Bliss	Davis	Holland	Scheffler	Woley	Williams	Julien	Howell	Burns
5/21	vs. Tennessee^	Ward	Bliss	Davis	Holland	Scheffler	Woley	Williams	Julien	Howell	Anderson
5/22	vs. Vanderbilt^	Ward	Bliss	Davis	Holland	Woley	Williams	Julien	Howell	Hall	Gray
5/23	vs. LSU^	Ward	Bliss	Davis	Holland	Scheffler	Woley	Warner	Julien	Howell	Owen
5/31	vs. Coastal Carolina#	Ward	Bliss	Davis	Holland	Scheffler	Julien	Woley	Williams	Howell	Owen
6/1	at Georgia Tech#	Ward	Bliss	Davis	Holland	Scheffler	Julien	Woley	Williams	Howell	Burns
6/2	at Georgia Tech#	Ward	Bliss	Davis	Holland	Julien	Woley	Williams	Scheffler	Howell	Horn
6/8	at North Carolina\$	Ward	Bliss	Davis	Holland	Julien	Woley	Williams	Scheffler	Howell	Owen
6/9	at North Carolina\$	Ward	Bliss	Davis	Holland	Julien	Woley	Williams	Scheffler	Howell	Horn
6/10	at North Carolina\$	Ward	Bliss	Davis	Williams	Woley	Julien	Holland	Scheffler	Howell	Burns

\* - SEC Game

% - MAX Capital City Classic (Montgomery, Ala.)

^ - SEC Tournament (Hoover, Ala.)

# - Atlanta Regional (Atlanta, Ga.)

\$ - Chapel Hill Super Regional (Chapel Hill, N.C.)

**AUBURN 2019 GAME-BY-GAME STARTERS**

DATE	OPP	SP	C	1B	2B	3B	SS	LF	CF	RF	DH
2/15	Georgia Southern	Daniel	Scheffler	Woley	Bliss	Julien	Holland	Ward	Howell	Williams	Davis
2/16	Georgia Southern	Burns	Scheffler	Woley	Bliss	Julien	Holland	Ward	Howell	Williams	Davis
2/17	Georgia Southern	Gray	Hall	Woley	Bliss	Julien	Holland	Ward	Howell	Williams	Davis
2/19	Alabama A&M	Skipper	Hall	Woley	Bliss	Johnson	Holland	Ward	Howell	Williams	Lau
2/20	Alabama A&M	Fuller	Scheffler	Woley	Lau	Julien	Bliss	Ward	Howell	Williams	Davis
2/22	at UCF	Burns	Scheffler	Woley	Bliss	Julien	Holland	Ward	Howell	Williams	Davis
2/23	at UCF	Gray	Hall	Woley	Bliss	Julien	Holland	Ward	Howell	Williams	Davis
2/24	at UCF	Horn	Scheffler	Woley	Bliss	Julien	Holland	Ward	Howell	Williams	Davis
3/1	Cincinnati	Burns	Scheffler	Woley	Bliss	Julien	Holland	Ward	Howell	Williams	Lau
3/2	Cincinnati	Owens	Scheffler	Woley	Bliss	Julien	Holland	Ward	Howell	Williams	Davis
3/3	Cincinnati	Skipper	Scheffler	Woley	Bliss	Julien	Holland	Ward	Howell	Williams	Davis
3/5	UT Martin	Horn	Scheffler	Woley	Bliss	Julien	Holland	Ward	Howell	Williams	Lau
3/6	UT Martin	Wade	Scheffler	Woley	Bliss	Julien	Holland	Davis	Howell	Williams	Lau
3/8	UTSA	Burns	Scheffler	Woley	Bliss	Julien	Holland	Ward	Howell	Williams	Davis
3/9	UTSA	Owen	Scheffler	Woley	Bliss	Julien	Holland	Ward	Howell	Williams	Lau
3/10	UTSA	Skipper	Hall	Woley	Bliss	Julien	Holland	Ward	Howell	Williams	Davis
3/12	at South Alabama	Wade	Scheffler	Woley	Bliss	Julien	Holland	Ward	Howell	Williams	Davis
3/15	Tennessee*	Burns	Scheffler	Woley	Bliss	Julien	Holland	Ward	Howell	Williams	Davis
3/16	Tennessee*	Owen	Scheffler	Woley	Bliss	Julien	Holland	Ward	Howell	Williams	Davis
3/17	Tennessee*	Skipper	Scheffler	Woley	Bliss	Julien	Holland	Ward	Howell	Williams	Davis
3/19	at UAB	Wade	Scheffler	Woley	Bliss	Julien	Holland	Ward	Howell	Williams	Davis
3/22	at Mississippi State*	Burns	Scheffler	Woley	Bliss	Julien	Holland	Ward	Howell	Williams	Davis
3/23	at Mississippi State*	Skipper	Scheffler	Woley	Bliss	Julien	Holland	Ward	Howell	Williams	Davis
3/24	at Mississippi State*	Anderson	Scheffler	Woley	Bliss	Julien	Holland	Ward	Howell	Williams	Davis
3/26	vs. Alabama%	Wade	Scheffler	Woley	Bliss	Julien	Holland	Ward	Howell	Williams	Davis
3/29	at South Carolina*	Burns	Scheffler	Woley	Bliss	Julien	Holland	Ward	Howell	Williams	Davis
3/30	at South Carolina*	Fuller	Scheffler	Woley	Bliss	Julien	Holland	Ward	Howell	Williams	Davis
3/31	at South Carolina*	Skipper	Scheffler	Woley	Bliss	Julien	Holland	Ward	Howell	Williams	Davis
4/2	Georgia Tech	Wade	Scheffler	Woley	Bliss	Julien	Holland	Ward	Howell	Williams	Davis
4/4	Arkansas*	Burns	Scheffler	Woley	Lau	Julien	Bliss	Ward	Howell	Williams	Davis
4/5	Arkansas*	Fuller	Scheffler	Woley	Bliss	Julien	Holland	Ward	Howell	Williams	Davis
4/6	Arkansas*	Fitts	Hall	Woley	Bliss	Julien	Holland	Ward	Howell	Williams	Davis
4/9	Jacksonville State	Wade	Scheffler	Moore	Bliss	Julien	Holland	Ward	Howell	Williams	Davis
4/12	at Texas A&M*	Burns	Scheffler	Woley	Bliss	Julien	Holland	Ward	Howell	Williams	Davis
4/13	at Texas A&M*	Fuller	Scheffler	Woley	Bliss	Julien	Holland	Ward	Howell	Williams	Davis
4/14	at Texas A&M*	Fitts	Scheffler	Woley	Bliss	Julien	Holland	Ward	Howell	Williams	Davis
4/16	at Georgia Tech	Skipper	Scheffler	Woley	Bliss	Julien	Holland	Ward	Howell	Williams	Davis
4/18	Ole Miss*	Wade	Scheffler	Woley	Bliss	Julien	Holland	Ward	Howell	Williams	Davis
4/19	Ole Miss*	Burns	Scheffler	Woley	Bliss	Julien	Holland	Ward	Howell	Williams	Davis
4/20	Ole Miss*	Fuller	Scheffler	Woley	Bliss	Julien	Holland	Ward	Howell	Williams	Davis
4/23	at Jacksonville State	Watson	Hall	Woley	Bliss	Julien	Holland	Davis	Ward	Warner	Lau
4/25	at Vanderbilt*	Burns	Scheffler	Woley	Bliss	Julien	Holland	Ward	Howell	Williams	Davis
4/26	at Vanderbilt*	Fitts	Scheffler	Woley	Bliss	Julien	Holland	Ward	Howell	Williams	Davis
4/27	at Vanderbilt*	Fuller	Scheffler	Woley	Bliss	Julien	Holland	Ward	Howell	Williams	Davis
5/3	Alabama*	Owen	Scheffler	Woley	Bliss	Julien	Holland	Ward	Howell	Williams	Davis
5/4	Alabama*	Fuller	Scheffler	Woley	Bliss	Julien	Holland	Ward	Howell	Williams	Davis
5/5	Alabama*	Fitts	Scheffler	Moore	Bliss	Julien	Holland	Ward	Howell	Williams	Davis
5/7	UAB	Skipper	Scheffler	Woley	Bliss	Julien	Holland	Ward	Howell	Williams	Davis
5/10	Georgia*	Owen	Scheffler	Woley	Bliss	Julien	Holland	Ward	Howell	Williams	Davis
5/11	Georgia*	Burns	Scheffler	Woley	Bliss	Julien	Holland	Ward	Howell	Williams	Davis
5/12	Georgia*	Fitts	Scheffler	Woley	Bliss	Julien	Holland	Moore	Ward	Williams	Davis
5/14	North Alabama*	Fuller	Scheffler	Woley	Bliss	Julien	Holland	Moore	Ward	Williams	Davis
5/16	at LSU*	Anderson	Scheffler	Woley	Bliss	Julien	Holland	Ward	Howell	Williams	Davis
5/17	at LSU*	Owen	Scheffler	Woley	Bliss	Julien	Holland	Ward	Howell	Williams	Davis
5/18	at LSU*	Burns	Scheffler	Woley	Bliss	Julien	Holland	Ward	Howell	Williams	Davis
5/21	vs. Tennessee^	Anderson	Scheffler	Woley	Bliss	Julien	Holland	Ward	Howell	Williams	Davis
5/22	vs. Vanderbilt^	Gray	Hall	Woley	Bliss	Julien	Holland	Ward	Howell	Williams	Davis
5/23	vs. LSU^	Owen	Scheffler	Woley	Bliss	Julien	Holland	Ward	Howell	Warner	Davis
5/31	vs. Coastal Carolina#	Owen	Scheffler	Woley	Bliss	Julien	Holland	Ward	Howell	Williams	Davis
6/1	at Georgia Tech#	Burns	Scheffler	Woley	Bliss	Julien	Holland	Ward	Howell	Williams	Davis
6/2	at Georgia Tech#	Horn	Scheffler	Woley	Bliss	Julien	Holland	Ward	Howell	Williams	Davis
6/8	at North Carolina\$	Owen	Scheffler	Woley	Bliss	Julien	Holland	Ward	Howell	Williams	Davis
6/9	at North Carolina\$	Horn	Scheffler	Woley	Bliss	Julien	Holland	Ward	Howell	Williams	Davis
6/10	at North Carolina\$	Burns	Scheffler	Woley	Bliss	Julien	Holland	Ward	Howell	Williams	Davis

\* - SEC Game

% - MAX Capital City Classic (Montgomery, Ala.)

^ - SEC Tournament (Hoover, Ala.)

# - Atlanta Regional (Atlanta, Ga.)

\$ - Chapel Hill Super Regional (Chapel Hill, N.C.)



**OVERALL STATS**



**2019 Auburn Baseball  
Overall Statistics for Auburn (as of Jun 10, 2019)  
(All games Sorted by Batting avg)**



Record: 38-26 Home: 22-10 Away: 14-13 Neutral: 2-3 SEC: 14-16

Player	avg	gp-gs	ab	r	h	2b	3b	hr	rbi	tb	slg%	bb	hp	so	gdp	ob%	sf	sh	sb-att	po	a	e	fld%	
24 Davis, Conor	.287	61-60	244	34	70	12	1	7	34	105	.430	20	3	64	5	.348	0	0	2-2	4	0	0	1.000	
1 Ward, Judd	.283	64-63	247	42	70	12	2	5	34	101	.409	37	7	54	1	.390	1	6	5-7	130	9	5	.965	
9 Bliss, Ryan	.283	64-64	240	49	68	11	1	3	37	90	.375	36	2	44	5	.372	7	2	11-13	105	171	5	.982	
4 Woley, Rankin	.282	62-62	248	35	70	17	1	3	45	98	.395	18	5	65	9	.339	3	0	2-2	497	42	2	.996	
16 Howell, Kason	.261	61-61	218	31	57	10	0	0	27	67	.307	22	6	47	3	.339	5	4	14-16	161	2	3	.982	
6 Scheffler, Matt	.256	59-57	211	30	54	11	0	2	28	71	.336	17	7	25	3	.329	2	4	5-6	480	51	6	.989	
17 Holland, Will	.249	62-62	225	47	56	9	0	9	32	92	.409	34	13	59	6	.377	1	3	14-17	66	158	14	.941	
10 Julien, Edouard	.248	63-63	230	50	57	14	1	9	54	100	.435	44	7	75	3	.378	5	0	3-5	29	77	11	.906	
41 Williams, Steven	.241	63-62	228	39	55	7	2	9	36	93	.408	36	3	61	2	.348	3	4	3-3	118	3	4	.968	
-----																								
38 Olson, Brett	1.000	2-0	1	0	1	0	0	0	0	1	1.000	1	0	0	0	1.000	0	0	0-0	1	0	0	1.000	
19 Moore, Brody	.333	13-4	27	6	9	1	1	0	4	12	.444	2	0	5	2	.379	0	0	0-1	26	6	0	1.000	
7 Johnson, Ed	.286	6-1	7	0	2	0	0	0	0	2	.286	1	0	2	0	.375	0	0	0-0	4	1	1	.833	
3 Warner, Devin	.267	10-2	15	1	4	0	0	0	3	4	.267	0	1	5	0	.313	0	0	0-0	6	0	0	1.000	
2 Lau, Everett	.250	19-8	40	7	10	2	0	1	8	15	.375	4	1	12	2	.333	0	0	1-1	5	4	0	1.000	
11 Hall, Chase	.160	13-7	25	2	4	1	0	0	3	5	.200	1	2	9	2	.250	0	0	0-0	69	3	2	.973	
5 Eaton, Jarrett	.000	14-0	3	6	0	0	0	0	0	0	.000	0	0	1	0	.000	0	0	2-2	4	0	0	1.000	
21 Henderson, Jackso	.000	4-0	2	1	0	0	0	0	0	0	.000	0	0	2	0	.000	0	0	0-0	1	0	0	1.000	
Totals	.265	64	2211	380	587	107	9	48	345	856	.387	273	57	530	43	.357	27	23	62-75	1742	606	63	.974	
Opponents	.260	64	2237	333	582	109	6	52	297	859	.384	256	42	557	31	.345	19	27	66-83	1717	620	75	.969	

LOB - Team (494), Opp (506). DPs turned - Team (41), Opp (49). IBB - Team (14), Julien, E. 5, Williams, S. 4, Howell, K. 2, Holland, W. 1, Bliss, R. 1, Ward, J. 1, Opp (7). Picked off - Scheffler, M 2, Howell, K. 2, Ward, J. 1, Holland, W. 1.

**(All games Sorted by Earned run avg)**

Player	era	w-l	app	gs	cg	sho	sv	ip	h	r	er	bb	so	2b	3b	hr	b/avg	wp	hp	bks	sfa	sha		
32 Burns, Tanner	2.73	4-3	15	15	1	1/2	0	79.0	62	32	24	21	100	15	1	6	.212	11	5	0	4	1		
44 Owen, Jack	2.83	4-2	13	9	1	1/1	0	63.2	58	21	20	11	58	9	0	3	.244	3	2	0	1	3		
20 Greenhill, Cody	3.49	2-3	27	0	0	0/3	12	56.2	52	27	22	17	43	10	1	4	.242	4	8	0	3	1		
14 Anderson, Elliott	4.22	7-2	28	3	0	0/2	0	64.0	63	36	30	29	66	12	0	6	.255	11	2	0	2	5		
18 Fuller, Brooks	4.50	2-2	20	8	0	0/1	2	44.0	39	30	22	35	36	4	1	5	.239	8	3	0	1	4		
43 Fitts, Richard	5.49	5-3	19	5	0	0/0	0	57.1	73	35	35	16	45	14	0	9	.309	4	2	0	0	1		
-----																								
13 Daniel, Davis	4.50	0-0	1	1	0	0/0	0	2.0	4	2	1	0	4	0	0	0	.364	0	0	0	0	0		
33 Morrison, Will	4.56	0-0	24	0	0	0/1	0	25.2	24	13	13	11	15	7	0	2	.264	2	6	0	2	1		
40 Wade, Garrett	4.86	3-0	15	7	0	0/1	0	33.1	33	23	18	27	41	5	0	1	.260	5	2	1	1	3		
36 Gray, Kyle	4.98	2-4	15	3	0	0/1	0	21.2	21	14	12	16	17	6	0	2	.250	4	5	0	1	2		
37 Watson, Ryan	5.08	1-1	23	1	0	0/1	0	39.0	44	24	22	18	39	8	0	2	.291	3	3	0	3	3		
23 Glavine, Peyton	5.62	1-0	9	0	0	0/0	0	8.0	10	5	5	8	12	1	0	0	.294	1	0	0	0	0		
8 Horn, Bailey	6.03	4-1	17	4	0	0/0	0	34.1	31	24	23	17	28	6	0	6	.237	3	2	1	0	1		
31 Schilleci, Blake	7.41	0-2	12	0	0	0/0	0	17.0	23	14	14	7	15	5	0	1	.329	3	0	0	1	1		
29 Skipper, Carson	7.46	3-3	17	8	0	0/1	2	35.0	45	33	29	23	38	7	3	5	.306	2	2	1	0	1		
Totals	4.49	38-26	64	64	2	7/5	16	580.2	582	333	290	256	557	109	6	52	.260	64	42	3	19	27		
Opponents	5.19	26-38	64	64	1	4/4	8	572.1	587	380	330	273	530	107	9	48	.265	71	57	12	27	23		

PB - Team (13), Scheffler, M 9, Hall, C. 3, Williams, S. 1, Opp (9). Pickoffs - Team (6), Scheffler, M 1, Wade, G. 1, Skipper, C. 1, Anderson, E. 1, Greenhill, C 1, Fuller, B. 1, Opp (6). SBA/ATT - Scheffler, M (58-69), Wade, G. (9-12), Anderson, E. (6-10), Watson, R. (7-10), Hall, C. (8-8), Owen, J. (5-6), Morrison, W. (6-6), Skipper, C. (5-6), Burns, T. (4-6), Horn, B. (4-5), Fitts, R. (4-5), Fuller, B. (4-5), Greenhill, C (4-4), Gray, K. (4-4), Daniel, D. (2-2), Glavine, P. (1-1), Schilleci, B (1-1).

SEC STATS



2019 Auburn Baseball  
Conference statistics for Auburn (as of May 18, 2019)  
(SEC games only Sorted by Batting avg)



Record: 14-16 Home: 9-6 Away: 5-10 SEC: 14-16

Player	avg	gp-gs	ab	r	h	2b	3b	hr	rbi	tb	slg%	bb	hp	so	gdp	ob%	sf	sh	sb-att	po	a	e	fld%	
9 Bliss, Ryan	.288	30-30	111	24	32	4	0	1	17	39	.351	13	2	17	4	.364	3	1	6-7	55	93	4	.974	
1 Ward, Judd	.286	30-30	119	15	34	7	0	2	14	47	.395	13	2	27	0	.366	0	4	1-1	72	5	3	.963	
24 Davis, Conor	.278	30-30	115	18	32	5	1	3	14	48	.417	11	2	35	2	.352	0	0	1-1	1	0	0	1.000	
6 Scheffler, Matt	.264	29-29	106	15	28	6	0	1	16	37	.349	7	3	10	0	.325	1	2	1-2	221	22	4	.984	
17 Holland, Will	.245	29-29	102	20	25	4	0	7	18	50	.490	11	7	30	2	.358	0	2	5-7	38	79	8	.936	
16 Howell, Kason	.238	29-29	105	11	25	5	0	0	8	30	.286	7	4	29	2	.310	0	2	4-5	81	1	1	.988	
4 Woley, Rankin	.231	29-29	117	9	27	4	0	2	13	37	.316	6	2	28	3	.280	0	0	1-1	231	20	0	1.000	
41 Williams, Steven	.190	30-30	105	12	20	2	1	3	9	33	.314	15	1	32	1	.293	2	2	1-1	57	3	2	.968	
10 Julien, Edouard	.180	30-30	111	16	20	9	1	2	21	37	.333	15	3	42	0	.288	3	0	0-1	19	33	3	.945	
-----																								
7 Johnson, Ed	1.000	2-0	1	0	1	0	0	0	0	1	1.000	0	0	0	0	1.000	0	0	0-0	1	0	1	.500	
11 Hall, Chase	.250	3-1	4	0	1	0	0	0	0	1	.250	0	0	3	0	.250	0	0	0-0	7	0	0	1.000	
19 Moore, Brody	.235	7-2	17	2	4	0	0	0	1	4	.235	0	0	4	2	.235	0	0	0-1	9	3	0	1.000	
2 Lau, Everett	.200	7-1	10	1	2	0	0	0	0	2	.200	1	0	3	1	.273	0	0	1-1	1	1	0	1.000	
3 Warner, Devin	.000	4-0	4	0	0	0	0	0	0	0	.000	0	0	3	0	.000	0	0	0-0	0	0	0	.000	
5 Eaton, Jarrett	.000	5-0	0	1	0	0	0	0	0	0	.000	0	0	0	0	.000	0	0	1-1	1	0	0	1.000	
Totals	.244	30	1027	144	251	46	3	21	131	366	.356	99	26	263	17	.324	9	13	22-29	810	300	32	.972	
Opponents	.284	30	1074	179	305	54	5	33	165	468	.436	119	16	233	17	.361	11	10	36-46	816	301	31	.973	

LOB - Team (214), Opp (241). DPs turned - Team (24), Opp (20). IBB - Team (6), Williams, S. 3, Julien, E. 1, Howell, K. 1, Bliss, R. 1, Opp (3). Picked off - Scheffler, M 1, Ward, J. 1.

(SEC games only Sorted by Earned run avg)

Player	era	w-l	app	gs	cg	sho	sv	ip	h	r	er	bb	so	2b	3b	hr	b/avg	wp	hp	bks	sfa	sha
20 Greenhill, Cody	3.28	2-2	16	0	0	0/2	7	35.2	34	16	13	10	30	7	1	2	.248	3	5	0	2	1
18 Fuller, Brooks	3.82	2-2	11	6	0	0/1	1	33.0	29	17	14	23	30	3	1	4	.238	6	2	0	1	3
32 Burns, Tanner	3.99	1-3	9	9	0	0/1	0	47.1	46	25	21	16	56	11	1	6	.251	8	3	0	3	1
44 Owen, Jack	4.81	1-2	6	4	0	0/0	0	24.1	25	13	13	6	17	3	0	2	.266	1	2	0	1	0
14 Anderson, Elliott	4.98	3-1	16	2	0	0/1	0	34.1	41	25	19	16	29	7	0	4	.293	7	0	0	1	4
43 Fitts, Richard	7.88	2-3	9	5	0	0/0	0	24.0	38	21	21	6	17	6	0	5	.362	4	0	0	0	0
-----																						
33 Morrison, Will	2.45	0-0	10	0	0	0/0	0	11.0	10	3	3	2	6	3	0	1	.263	0	1	0	1	0
36 Gray, Kyle	2.45	1-0	5	0	0	0/0	0	7.1	5	2	2	5	3	1	0	1	.185	1	1	0	0	0
40 Wade, Garrett	5.14	0-0	6	1	0	0/0	0	7.0	9	7	4	5	8	2	0	0	.300	1	1	0	1	0
31 Schilleci, Blake	5.40	0-1	5	0	0	0/0	0	8.1	13	5	5	2	5	3	0	1	.361	0	0	0	0	0
37 Watson, Ryan	6.00	1-0	11	0	0	0/1	0	15.0	18	11	10	7	16	2	0	0	.316	0	0	0	1	1
23 Glavine, Peyton	9.00	0-0	3	0	0	0/0	0	2.0	4	2	2	4	2	0	0	0	.400	0	0	0	0	0
8 Horn, Bailey	9.28	1-0	7	0	0	0/0	0	10.2	12	12	11	5	6	2	0	4	.273	0	1	0	0	0
29 Skipper, Carson	16.20	0-2	7	3	0	0/0	0	10.0	21	20	18	12	8	4	2	3	.412	1	0	1	0	0
Totals	5.20	14-16	30	30	0	2/2	8	270.0	305	179	156	119	233	54	5	33	.284	32	16	1	11	10
Opponents	4.30	16-14	30	30	0	3/3	7	272.0	251	144	130	99	263	46	3	21	.244	23	26	1	9	13

PB - Team (6), Scheffler, M 5, Hall, C. 1, Opp (5). Pickoffs - Team (3), Wade, G. 1, Fuller, B. 1, Anderson, E. 1, Opp (2). SBA/ATT - Scheffler, M (33-37), Anderson, E. (5-8), Wade, G. (6-7), Watson, R. (3-5), Morrison, W. (5-5), Burns, T. (3-4), Gray, K. (3-3), Greenhill, C (3-3), Hall, C. (3-3), Fuller, B. (2-3), Fitts, R. (1-2), Horn, B. (1-2), Owen, J. (1-1), Schilleci, B (1-1), Skipper, C. (1-1), Glavine, P. (1-1).

**HOME GAMES**



**2019 Auburn Baseball  
Overall Statistics for Auburn (as of May 15, 2019)  
(Home games Sorted by Batting avg)**



Record: 22-10 Home: 22-10 Away: 0-0 SEC: 9-6

Player	avg	gp-gs	ab	r	h	2b	3b	hr	rbi	tb	slg%	bb	hp	so	gdp	ob%	sf	sh	sb-att	po	a	e	fld%	
24 Davis, Conor	.307	29-28	114	17	35	8	0	3	14	52	.456	10	0	28	2	.363	0	0	1-1	3	0	0	1.000	
17 Holland, Will	.303	30-30	109	28	33	5	0	5	17	53	.486	18	5	23	2	.424	0	1	11-13	28	78	6	.946	
6 Scheffler, Matt	.292	29-28	96	18	28	5	0	1	16	36	.375	10	5	10	1	.381	2	4	3-4	264	34	1	.997	
9 Bliss, Ryan	.284	32-32	116	28	33	3	1	1	21	41	.353	20	0	18	2	.371	7	2	9-11	51	86	4	.972	
10 Julien, Edouard	.278	31-31	115	28	32	7	1	6	30	59	.513	20	6	37	0	.403	3	0	2-4	16	45	6	.910	
4 Woley, Rankin	.277	30-30	119	14	33	10	1	0	27	45	.378	8	4	27	4	.338	2	0	1-1	249	28	1	.996	
16 Howell, Kason	.275	30-30	102	14	28	7	0	0	17	35	.343	15	3	29	1	.374	3	3	9-10	82	2	2	.977	
1 Ward, Judd	.248	32-31	117	20	29	6	0	2	9	41	.350	19	6	24	0	.378	1	5	2-4	67	4	1	.986	
41 Williams, Steven	.221	32-32	113	20	25	4	1	3	13	40	.354	20	3	30	1	.348	2	3	0-0	55	3	2	.967	
-----																								
19 Moore, Brody	.292	9-4	24	3	7	0	1	0	3	9	.375	2	0	4	2	.346	0	0	0-1	25	3	0	1.000	
2 Lau, Everett	.273	15-7	33	5	9	1	0	1	7	13	.394	3	1	8	2	.351	0	0	1-1	5	4	0	1.000	
7 Johnson, Ed	.200	4-1	5	0	1	0	0	0	0	1	.200	1	0	1	0	.333	0	0	0-0	4	1	1	.833	
11 Hall, Chase	.176	7-4	17	0	3	1	0	0	2	4	.235	1	0	4	1	.222	0	0	0-0	40	2	1	.977	
3 Warner, Devin	.000	4-0	4	0	0	0	0	0	0	0	.000	0	0	3	0	.000	0	0	0-0	0	0	0	.000	
5 Eaton, Jarrett	.000	8-0	2	2	0	0	0	0	0	0	.000	0	0	0	0	.000	0	0	1-1	2	0	0	1.000	
21 Henderson, Jackso	.000	3-0	1	1	0	0	0	0	0	0	.000	0	0	1	0	.000	0	0	0-0	1	0	0	1.000	
38 Olson, Brett	.000	1-0	0	0	0	0	0	0	0	0	.000	1	0	0	0	1.000	0	0	0-0	0	0	0	.000	
Totals	.272	32	1087	198	296	57	5	22	176	429	.395	148	33	247	18	.370	20	18	40-51	918	330	31	.976	
Opponents	.235	32	1147	143	270	49	5	23	129	398	.347	119	23	306	13	.318	6	11	36-46	857	322	37	.970	

LOB - Team (251), Opp (245). DPs turned - Team (19), Opp (21). IBB - Team (8), Williams, S. 2, Howell, K. 2, Julien, E. 2, Holland, W. 1, Bliss, R. 1, Opp (6). Picked off - Howell, K. 2, Scheffler, M 2, Ward, J. 1.

**(Home games Sorted by Earned run avg)**

Player	era	w-l	app	gs	cg	sho	sv	ip	h	r	er	bb	so	2b	3b	hr	b/avg	wp	hp	bks	sfa	sha		
20 Greenhill, Cody	1.91	2-1	13	0	0	0/2	4	28.1	21	9	6	8	25	4	0	2	.208	3	5	0	1	0		
44 Owen, Jack	2.02	4-1	7	5	1	1/1	0	35.2	25	8	8	6	29	3	0	2	.200	1	1	0	0	2		
32 Burns, Tanner	2.03	2-1	7	7	1	1/2	0	44.1	33	10	10	8	62	3	1	4	.206	3	1	0	1	0		
14 Anderson, Elliott	3.52	4-1	14	0	0	0/2	0	30.2	28	12	12	11	33	7	0	3	.239	4	0	0	0	0		
29 Skipper, Carson	4.50	2-2	10	5	0	0/1	2	26.0	27	16	13	7	31	3	3	3	.262	1	2	0	0	0		
18 Fuller, Brooks	4.85	1-0	12	5	0	0/0	1	26.0	21	20	14	22	22	2	1	3	.216	2	2	0	1	3		
43 Fitts, Richard	5.70	2-1	9	3	0	0/0	0	23.2	30	15	15	6	19	6	0	3	.313	1	1	0	0	1		
-----																								
23 Glavine, Peyton	0.00	0-0	4	0	0	0/0	0	3.0	3	0	0	3	5	1	0	0	.250	0	0	0	0	0		
36 Gray, Kyle	1.93	2-1	8	1	0	0/1	0	14.0	10	5	3	11	11	2	0	0	.196	3	4	0	1	2		
33 Morrison, Will	3.60	0-0	12	0	0	0/1	0	15.0	14	6	6	8	11	4	0	1	.259	1	3	0	0	0		
40 Wade, Garrett	3.80	2-0	9	4	0	0/1	0	21.1	21	12	9	13	26	4	0	0	.250	5	2	0	1	1		
37 Watson, Ryan	4.42	0-1	10	0	0	0/0	0	18.1	15	10	9	6	17	4	0	1	.224	0	0	0	1	1		
13 Daniel, Davis	4.50	0-0	1	1	0	0/0	0	2.0	4	2	1	0	4	0	0	0	.364	0	0	0	0	0		
8 Horn, Bailey	8.22	1-0	7	1	0	0/0	0	7.2	9	7	7	5	4	3	0	0	.290	1	2	0	0	0		
31 Schilleci, Blake	9.90	0-1	7	0	0	0/0	0	10.0	9	11	11	5	7	3	0	1	.237	2	0	0	0	1		
Totals	3.65	22-10	32	32	2	6/4	7	306.0	270	143	124	119	306	49	5	23	.235	27	23	0	6	11		
Opponents	5.45	10-22	32	32	0	1/1	4	285.2	296	198	173	148	247	57	5	22	.272	50	33	7	20	18		

PB - Team (4), Scheffler, M 4, Opp (2). Pickoffs - Team (3), Skipper, C. 1, Scheffler, M 1, Greenhill, C 1, Opp (5). SBA/ATT - Scheffler, M (30-37), Wade, G. (6-7), Burns, T. (4-6), Hall, C. (6-6), Morrison, W. (5-5), Anderson, E. (2-4), Owen, J. (3-4), Skipper, C. (2-3), Gray, K. (3-3), Watson, R. (2-3), Fitts, R. (2-3), Daniel, D. (2-2), Horn, B. (1-2), Fuller, B. (2-2), Greenhill, C (2-2).

AWAY & NEUTRAL GAMES



2019 Auburn Baseball  
Overall Statistics for Auburn (as of Jun 11, 2019)  
(Away & Neutral Sorted by Batting avg)



Record: 16-16 Home: 0-0 Away: 14-13 Neutral: 2-3 SEC: 5-10

Player	avg	gp-gs	ab	r	h	2b	3b	hr	rbi	tb	slg%	bb	hp	so	gdp	ob%	sf	sh	sb-att	po	a	e	fld%
1 Ward, Judd	.315	32-32	130	22	41	6	2	3	25	60	.462	18	1	30	1	.403	0	1	3-3	63	5	4	.944
4 Woley, Rankin	.287	32-32	129	21	37	7	0	3	18	53	.411	10	1	38	5	.340	1	0	1-1	248	14	1	.996
9 Bliss, Ryan	.282	32-32	124	21	35	8	0	2	16	49	.395	16	2	26	3	.373	0	0	2-2	54	85	1	.993
24 Davis, Conor	.269	32-32	130	17	35	4	1	4	20	53	.408	10	3	36	3	.336	0	0	1-1	1	0	0	1.000
41 Williams, Steven	.261	31-30	115	19	30	3	1	6	23	53	.461	16	0	31	1	.348	1	1	3-3	63	0	2	.969
16 Howell, Kason	.250	31-31	116	17	29	3	0	0	10	32	.276	7	3	18	2	.305	2	1	5-6	79	0	1	.988
6 Scheffler, Matt	.226	30-29	115	12	26	6	0	1	12	35	.304	7	2	15	2	.282	0	0	2-2	216	17	5	.979
10 Julien, Edouard	.217	32-32	115	22	25	7	0	3	24	41	.357	24	1	38	3	.352	2	0	1-1	13	32	5	.900
17 Holland, Will	.198	32-32	116	19	23	4	0	4	15	39	.336	16	8	36	4	.333	1	2	3-4	38	80	8	.937
-----																							
38 Olson, Brett	1.000	1-0	1	0	1	0	0	0	0	1	1.000	0	0	0	0	1.000	0	0	0-0	1	0	0	1.000
19 Moore, Brody	.667	4-0	3	3	2	1	0	0	1	3	1.000	0	0	1	0	.667	0	0	0-0	1	3	0	1.000
7 Johnson, Ed	.500	2-0	2	0	1	0	0	0	0	1	.500	0	0	1	0	.500	0	0	0-0	0	0	0	1.000
3 Warner, Devin	.364	6-2	11	1	4	0	0	0	3	4	.364	0	1	2	0	.417	0	0	0-0	6	0	0	1.000
2 Lau, Everett	.143	4-1	7	2	1	1	0	0	1	2	.286	1	0	4	0	.250	0	0	0-0	0	0	0	.000
11 Hall, Chase	.125	6-3	8	2	1	0	0	0	1	1	.125	0	2	5	1	.300	0	0	0-0	29	1	1	.968
5 Eaton, Jarrett	.000	6-0	1	4	0	0	0	0	0	0	.000	0	0	1	0	.000	0	0	1-1	2	0	0	1.000
21 Henderson, Jackso	.000	1-0	1	0	0	0	0	0	0	0	.000	0	0	1	0	.000	0	0	0-0	0	0	0	1.000
Totals	.259	32	1124	182	291	50	4	26	169	427	.380	125	24	283	25	.344	7	5	22-24	824	276	32	.972
Opponents	.286	32	1090	190	312	60	1	29	168	461	.423	137	19	251	18	.372	13	16	30-37	860	298	38	.968

LOB - Team (243), Opp (261). DPs turned - Team (22), Opp (28). IBB - Team (6), Julien, E. 3, Williams, S. 2, Ward, J. 1, Opp (1). Picked off - Holland, W. 1.

(Away & Neutral Sorted by Earned run avg)

Player	era	w-l	app	gs	cg	sho	sv	ip	h	r	er	bb	so	2b	3b	hr	b/avg	wp	hp	bk	sfa	sha	
32 Burns, Tanner	3.63	2-2	8	8	0	0/0	0	34.2	29	22	14	13	38	12	0	2	.220	8	4	0	3	1	
44 Owen, Jack	3.86	0-1	6	4	0	0/0	0	28.0	33	13	12	5	29	6	0	1	.292	2	1	0	1	1	
14 Anderson, Elliott	4.86	3-1	14	3	0	0/0	0	33.1	35	24	18	18	33	5	0	3	.269	7	2	0	2	5	
20 Greenhill, Cody	5.08	0-2	14	0	0	0/1	8	28.1	31	18	16	9	18	6	1	2	.272	1	3	0	2	1	
43 Fitts, Richard	5.35	3-2	10	2	0	0/0	0	33.2	43	20	20	10	26	8	0	6	.307	3	1	0	0	0	
8 Horn, Bailey	5.40	3-1	10	3	0	0/0	0	26.2	22	17	16	12	24	3	0	6	.220	2	0	1	0	1	
-----																							
31 Schilleci, Blake	3.86	0-1	5	0	0	0/0	0	7.0	14	3	3	2	8	2	0	0	.438	1	0	0	1	0	
18 Fuller, Brooks	4.00	1-2	8	3	0	0/1	1	18.0	18	10	8	13	14	2	0	2	.273	6	1	0	0	1	
37 Watson, Ryan	5.66	1-0	13	1	0	0/1	0	20.2	29	14	13	12	22	4	0	1	.345	3	3	0	2	2	
33 Morrison, Will	5.91	0-0	12	0	0	0/0	0	10.2	10	7	7	3	4	3	0	1	.270	1	3	0	2	1	
40 Wade, Garrett	6.75	1-0	6	3	0	0/0	0	12.0	12	11	9	14	15	1	0	1	.279	0	0	1	0	2	
23 Glavine, Peyton	9.00	1-0	5	0	0	0/0	0	5.0	7	5	5	5	7	0	0	0	.318	1	0	0	0	0	
36 Gray, Kyle	10.57	0-3	7	2	0	0/0	0	7.2	11	9	9	5	6	4	0	2	.333	1	1	0	0	0	
29 Skipper, Carson	16.00	1-1	7	3	0	0/0	0	9.0	18	17	16	16	7	4	0	2	.409	1	0	1	0	1	
Totals	5.44	16-16	32	32	0	1/1	9	274.2	312	190	166	137	251	60	1	29	.286	37	19	3	13	16	
Opponents	4.93	16-16	32	32	1	3/3	4	286.2	291	182	157	125	283	50	4	26	.259	21	24	5	7	5	

PB - Team (9), Scheffler, M 5, Hall, C. 3, Williams, S. 1, Opp (7). Pickoffs - Team (3), Wade, G. 1, Anderson, E. 1, Fuller, B. 1, Opp (1). SBA/ATT - Scheffler, M (28-32), Watson, R. (5-7), Anderson, E. (4-6), Wade, G. (3-5), Horn, B. (3-3), Skipper, C. (3-3), Fuller, B. (2-3), Greenhill, C (2-2), Hall, C. (2-2), Owen, J. (2-2), Fitts, R. (2-2), Glavine, P. (1-1), Gray, K. (1-1), Morrison, W. (1-1), Schilleci, B (1-1).



## CHAPEL HILL SUPER REGIONAL



**2019 Auburn Baseball**  
**Overall Statistics for Auburn (as of Jun 10, 2019)**  
**(Super Regional Sorted by Batting avg)**



Record: 2-1 Home: 0-0 Away: 2-1 SEC: 0-0

Player	avg	gp-gs	ab	r	h	2b	3b	hr	rbi	tb	slg%	bb	hp	so	gdp	ob%	sf	sh	sb-att	po	a	e	fld%	
24 Davis, Conor	.500	3-3	12	3	6	2	0	0	1	8	.667	3	0	3	0	.600	0	0	0-0	0	0	0	.000	
10 Julien, Edouard	.417	3-3	12	4	5	0	0	1	6	8	.667	2	0	2	1	.500	0	0	0-0	0	2	0	1.000	
9 Bliss, Ryan	.357	3-3	14	5	5	1	0	0	0	6	.429	1	0	2	0	.400	0	0	0-0	8	8	0	1.000	
4 Woley, Rankin	.357	3-3	14	2	5	1	0	0	5	6	.429	1	0	6	0	.400	0	0	0-0	27	2	0	1.000	
17 Holland, Will	.273	3-3	11	2	3	0	0	0	2	3	.273	2	0	2	2	.357	1	0	0-0	4	8	1	.923	
16 Howell, Kason	.273	3-3	11	2	3	1	0	0	1	4	.364	2	0	0	0	.385	0	0	0-0	10	0	0	1.000	
41 Williams, Steven	.250	3-3	12	3	3	0	0	1	3	6	.500	3	0	4	0	.400	0	0	0-0	3	0	0	1.000	
1 Ward, Judd	.214	3-3	14	3	3	0	0	1	3	6	.429	1	0	3	0	.267	0	0	0-0	8	1	0	1.000	
6 Scheffler, Matt	.083	3-3	12	0	1	0	0	0	2	1	.083	1	0	3	0	.154	0	0	0-0	19	2	0	1.000	
-----																								
5 Eaton, Jarrett	.000	2-0	0	1	0	0	0	0	0	0	.000	0	0	0	0	.000	0	0	1-1	0	0	0	.000	
Totals	.304	3	112	25	34	5	0	3	23	48	.429	16	0	25	3	.388	1	0	1-1	81	26	1	.991	
Opponents	.290	3	107	16	31	3	0	3	16	43	.402	18	0	19	2	.392	0	1	2-3	81	21	2	.981	

LOB - Team (23), Opp (29). DPs turned - Team (2), Opp (3).

**(Super Regional Sorted by Earned run avg)**

Player	era	w-l	app	gs	cg	sho	sv	ip	h	r	er	bb	so	2b	3b	hr	b/avg	wp	hp	bk	sfa	sha
37 Watson, Ryan	0.00	0-0	1	0	0	0/0	0	2.2	3	0	0	1	2	0	0	0	.273	0	0	0	0	0
14 Anderson, Elliott	1.80	1-0	2	0	0	0/0	0	5.0	4	1	1	2	3	0	0	0	.250	1	0	0	0	1
8 Horn, Bailey	5.40	0-1	1	1	0	0/0	0	3.1	3	2	2	6	3	0	0	0	.231	0	0	1	0	0
44 Owen, Jack	7.20	0-0	1	1	0	0/0	0	5.0	8	4	4	1	3	2	0	0	.381	0	0	0	0	0
20 Greenhill, Cody	7.36	0-0	2	0	0	0/0	1	3.2	6	3	3	4	1	1	0	1	.353	0	0	0	0	0
43 Fitts, Richard	10.12	1-0	1	0	0	0/0	0	5.1	7	6	6	3	4	0	0	2	.304	0	0	0	0	0
-----																						
32 Burns, Tanner	0.00	0-0	1	1	0	0/0	0	2.0	0	0	0	1	3	0	0	0	.000	0	0	0	0	0
Totals	5.33	2-1	3	3	0	0/0	1	27.0	31	16	16	18	19	3	0	3	.290	1	0	1	0	1
Opponents	6.67	1-2	3	3	0	1/1	0	27.0	34	25	20	16	25	5	0	3	.304	3	0	1	1	0

PB - Team (1), Scheffler, M 1, Opp (1). SBA/ATT - Scheffler, M (2-3), Watson, R. (1-1), Owen, J. (1-1), Anderson, E. (0-1).

**NCAA TOURNAMENT**



**2019 Auburn Baseball  
Overall Statistics for Auburn (as of Jun 10, 2019)  
(NCAA Tournament Sorted by Batting avg)**



Record: 5-1 Home: 0-0 Away: 4-1 Neutral: 1-0 SEC: 0-0

Player	avg	gp-gs	ab	r	h	2b	3b	hr	rbi	tb	slg%	bb	hp	so	gdp	ob%	sf	sh	sb-att	po	a	e	fld%
9 Bliss, Ryan	.407	6-6	27	8	11	1	0	1	5	15	.556	3	0	4	0	.467	0	0	1-1	13	18	0	1.000
4 Woley, Rankin	.370	6-6	27	6	10	2	0	0	9	12	.444	1	0	9	2	.393	0	0	0-0	52	5	0	1.000
10 Julien, Edouard	.364	6-6	22	8	8	0	0	1	6	11	.500	5	0	6	1	.481	0	0	0-0	0	4	1	.800
41 Williams, Steven	.360	6-6	25	6	9	1	0	3	13	19	.760	3	0	9	0	.429	0	0	0-0	13	0	1	.929
17 Holland, Will	.333	6-6	21	6	7	0	0	0	4	7	.333	5	1	4	2	.464	1	0	0-0	7	18	3	.893
1 Ward, Judd	.308	6-6	26	5	8	1	0	1	4	12	.462	4	0	6	1	.400	0	0	0-0	13	2	0	1.000
16 Howell, Kason	.304	6-6	23	6	7	2	0	0	1	9	.391	2	0	1	1	.360	0	0	1-1	14	0	0	1.000
24 Davis, Conor	.259	6-6	27	4	7	2	0	1	2	12	.444	3	0	7	1	.333	0	0	0-0	0	0	0	.000
6 Scheffler, Matt	.120	6-6	25	0	3	0	0	0	3	3	.120	1	1	6	1	.185	0	0	0-0	45	4	0	1.000
-----																							
5 Eaton, Jarrett	.000	3-0	0	2	0	0	0	0	0	0	.000	0	0	0	0	.000	0	0	1-1	0	0	0	.000
Totals	.314	6	223	51	70	9	0	7	47	100	.448	27	2	52	9	.391	1	0	3-3	162	54	5	.977
Opponents	.254	6	209	29	53	7	0	6	26	78	.373	23	3	46	4	.335	1	1	2-3	158	53	8	.963

LOB - Team (44), Opp (46). DPs turned - Team (5), Opp (9). IBB - Team (1), Ward, J. 1.

**(NCAA Tournament Sorted by Earned run avg)**

Player	era	w-l	app	gs	cg	sho	sv	ip	h	r	er	bb	so	2b	3b	hr	b/avg	wp	hp	bk	sfa	sha
32 Burns, Tanner	1.80	0-0	2	2	0	0/0	0	5.0	5	5	1	1	5	1	0	0	.250	2	1	0	1	0
8 Horn, Bailey	1.93	1-1	2	2	0	0/0	0	9.1	5	2	2	7	7	0	0	0	.161	0	0	1	0	0
37 Watson, Ryan	3.38	0-0	2	0	0	0/0	0	5.1	6	2	2	2	7	1	0	0	.273	1	1	0	0	0
14 Anderson, Elliott	4.70	2-0	3	0	0	0/0	0	7.2	5	4	4	4	7	0	0	1	.192	1	1	0	0	1
43 Fitts, Richard	4.76	2-0	2	0	0	0/0	0	11.1	11	6	6	3	8	1	0	2	.244	0	0	0	0	0
20 Greenhill, Cody	5.40	0-0	3	0	0	0/0	2	6.2	7	4	4	4	5	1	0	2	.259	0	0	0	0	0
44 Owen, Jack	6.23	0-0	2	2	0	0/0	0	8.2	14	6	6	2	7	3	0	1	.368	1	0	0	0	0
Totals	4.17	5-1	6	6	0	0/0	2	54.0	53	29	25	23	46	7	0	6	.254	5	3	1	1	1
Opponents	6.15	1-5	6	6	1	1/1	0	52.2	70	51	36	27	52	9	0	7	.314	6	2	3	1	0

PB - Team (1), Scheffler, M 1, Opp (2). SBA/ATT - Scheffler, M (2-3), Watson, R. (1-1), Owen, J. (1-1), Anderson, E. (0-1).

**2019 vs MISSISSIPPI STATE**



**2019 Auburn Baseball  
Overall Statistics for Auburn (as of Mar 24, 2019)  
(at MSU Sorted by Batting avg)**



Record: 1-2 Home: 0-0 Away: 1-2 SEC: 1-2

Player	avg	gp-gs	ab	r	h	2b	3b	hr	rbi	tb	slg%	bb	hp	so	gdp	ob%	sf	sh	sb-att	po	a	e	fld%	
24 Davis, Conor	.455	3-3	11	3	5	0	1	0	1	7	.636	1	1	2	0	.538	0	0	0-0	0	0	0	.000	
16 Howell, Kason	.385	3-3	13	3	5	0	0	0	2	5	.385	0	0	0	0	.385	0	0	0-1	12	0	1	.923	
9 Bliss, Ryan	.364	3-3	11	2	4	2	0	0	2	6	.545	1	1	2	0	.462	0	0	0-0	3	11	0	1.000	
1 Ward, Judd	.333	3-3	12	3	4	1	0	1	5	8	.667	0	0	2	0	.333	0	1	0-0	7	0	2	.778	
10 Julien, Edouard	.308	3-3	13	3	4	2	0	0	3	6	.462	1	0	5	0	.357	0	0	0-0	2	2	1	.800	
4 Woley, Rankin	.308	3-3	13	4	4	0	0	1	1	7	.538	1	0	4	0	.357	0	0	0-0	23	0	0	1.000	
41 Williams, Steven	.250	3-3	12	2	3	0	0	2	4	9	.750	2	0	5	1	.333	1	0	0-0	6	0	0	1.000	
17 Holland, Will	.231	3-3	13	2	3	0	0	0	1	3	.231	1	1	6	0	.333	0	0	0-0	4	8	1	.923	
6 Scheffler, Matt	.154	3-3	13	1	2	2	0	0	2	4	.308	0	0	1	0	.154	0	0	0-0	17	2	1	.950	
-----																								
2 Lau, Everett	.000	1-0	1	0	0	0	0	0	0	0	.000	0	0	1	0	.000	0	0	0-0	0	0	0	.000	
3 Warner, Devin	.000	1-0	1	0	0	0	0	0	0	0	.000	0	0	0	0	.000	0	0	0-0	0	0	0	.000	
11 Hall, Chase	.000	1-0	0	0	0	0	0	0	0	0	.000	0	0	0	0	.000	0	0	0-0	1	0	0	1.000	
Totals	.301	3	113	23	34	7	1	4	21	55	.487	7	3	28	1	.355	1	1	0-1	75	25	6	.943	
Opponents	.390	3	123	40	48	15	0	3	35	72	.585	16	3	20	1	.465	2	0	4-5	81	33	4	.966	

LOB - Team (21), Opp (29). DPs turned - Team (1), Opp (1).

**(at MSU Sorted by Earned run avg)**

Player	era	w-l	app	gs	cg	sho	sv	ip	h	r	er	bb	so	2b	3b	hr	b/avg	wp	hp	bks	sfa	sha
18 Fuller, Brooks	2.45	0-0	1	0	0	0/0	0	3.2	4	1	1	3	3	1	0	0	.286	0	0	0	0	0
32 Burns, Tanner	7.20	0-0	1	1	0	0/0	0	5.0	5	5	4	3	4	2	0	0	.227	3	1	0	0	0
20 Greenhill, Cody	10.38	0-1	2	0	0	0/0	1	4.1	8	5	5	0	4	3	0	0	.381	0	1	0	0	0
14 Anderson, Elliott	10.80	1-0	2	1	0	0/0	0	3.1	6	5	4	1	3	4	0	0	.353	0	0	0	1	0
-----																						
33 Morrison, Will	0.00	0-0	1	0	0	0/0	0	0.1	0	0	0	0	0	0	0	0	.000	0	0	0	0	0
36 Gray, Kyle	4.50	0-0	2	0	0	0/0	0	2.0	2	1	1	0	1	0	0	1	.250	0	1	0	0	0
23 Glavine, Peyton	5.40	0-0	1	0	0	0/0	0	1.2	3	1	1	1	2	0	0	0	.375	0	0	0	0	0
8 Horn, Bailey	16.20	0-0	1	0	0	0/0	0	1.2	4	4	3	2	1	1	0	0	.444	0	0	0	0	0
43 Fitts, Richard	27.00	0-0	1	0	0	0/0	0	1.0	4	3	3	0	1	2	0	1	.571	1	0	0	0	0
37 Watson, Ryan	45.00	0-0	1	0	0	0/0	0	1.0	4	5	5	2	0	1	0	0	.800	0	0	0	1	0
29 Skipper, Carson	63.00	0-1	2	1	0	0/0	0	1.0	7	8	7	3	1	1	0	1	.700	0	0	0	0	0
40 Wade, Garrett	99.00	0-0	1	0	0	0/0	0	0.0	1	2	2	1	0	0	0	0	1.000	0	0	0	0	0
Totals	12.96	1-2	3	3	0	0/0	1	25.0	48	40	36	16	20	15	0	3	.390	4	3	0	2	0
Opponents	7.33	2-1	3	3	0	0/0	0	27.0	34	23	22	7	28	7	1	4	.301	1	3	0	1	1

PB - Team (2), Hall, C. 1, Scheffler, M 1. SBA/ATT - Scheffler, M (4-5), Anderson, E. (2-2), Watson, R. (0-1), Glavine, P. (1-1), Gray, K. (1-1).

**GAMES SUMMARY**



**2019 Auburn Baseball  
Games Summary for Auburn (as of Jun 11, 2019)  
(All games)**



Score by innings	1	2	3	4	5	6	7	8	9	EX	Total
Auburn	47	40	39	33	45	37	44	64	23	8	380
Opponents	46	44	35	46	30	28	36	44	16	8	333

**Record when ...**

Overall	38-26	After 6 leading	27-1
Conference	14-16	..... trailing	5-23
Non-Conference	24-10	..... tied	6-2
Home games	22-10	After 7 leading	29-1
Away games	14-13	..... trailing	4-20
Neutral site	2-3	..... tied	5-5
Day games	22-11	After 8 leading	35-2
Night games	16-15	..... trailing	2-22
vs Left starter	9-5	..... tied	1-1
vs Right starter	29-21	Hit 0 home runs	15-17
1-Run games	7-2	... 1 home run	12-7
2-Run games	6-5	... 2+ home runs	11-2
5+Run games	15-11	Opponent 0 home runs	22-11
Extra innings	5-2	..... 1 home run	7-8
Shutouts	7-4	..... 2+ HRs	9-7
Scoring 0-2 runs	2-12	Made 0 errors	17-7
..... 3-5 runs	13-7	.... 1 error	11-10
..... 6-9 runs	12-6	.... 2+ errors	10-9
..... 10+ runs	11-1	Opp. made 0 errors	10-11
Opponent 0-2 runs	17-1	..... 1 error	14-7
..... 3-5 runs	14-7	..... 2+ errors	14-8
..... 6-9 runs	7-10	Out-hit opponent	23-4
..... 10+ runs	0-8	Out-hit by opponent	9-20
Scored in 1st inning	14-4	Hits are tied	6-2
Opp. scored in 1st	14-11		
Scores first	18-8		
Opp. scores first	20-18		

**Record when team scores:**

Runs	0	1	2	3	4	5	6	7	8	9	10+
W-L	0-4	0-5	2-3	0-4	5-1	8-2	6-5	3-0	2-1	1-0	11-1

**Record when opponent scores:**

Runs	0	1	2	3	4	5	6	7	8	9	10+
W-L	7-0	4-0	6-1	6-0	2-4	6-3	0-3	5-3	0-1	2-3	0-8

**Record when leading after:**

Inn.	1	2	3	4	5	6	7	8
W-L	11-2	16-5	18-6	22-2	24-2	27-1	29-1	35-2

**Record when trailing after:**

Inn.	1	2	3	4	5	6	7	8
W-L	10-11	13-15	12-18	10-23	7-22	5-23	4-20	2-22

**Record when tied after:**

Inn.	1	2	3	4	5	6	7	8
W-L	17-13	9-6	8-2	6-1	7-2	6-2	5-5	1-1

Current winning streak: 1  
 Longest winning streak: 15  
 Longest losing streak: 4

Home attendance : 106225 ( 32 dates avg = 3319 )  
 Away attendance : 165325 ( 32 dates avg = 5166 )  
 Total attendance: 271550 ( 64 dates avg = 4242 )



# TV/RADIO ROSTER



1 JUDD WARD



2 EVERETT LAU




3 DEVIN WARNER



4 RANKIN WOLEY



5 JARRETT EATON



6 MATT SCHEFFLER



7 ED JOHNSON



8 BAILEY HORN



9 RYAN BLISS



10 EDOUARD JULIEN



11 CHASE HALL



12 RYAN HOERTER



13 DAVIS DANIEL



14 ELLIOT ANDERSON



16 KASON HOWELL




17 WILL HOLLAND



18 BROOKS FULLER



19 BRODY MOORE



20 CODY GREENHILL



21 JACKSON HENDERSON



22 FORD LUTTRELL



23 PEYTON GLAVINE




24 CONOR DAVIS




25 DAWSON SWEATT



26 TROY BEARDEN



29 CARSON SKIPPER



31 BLAKE SCHILLECI



32 TANNER BURNS



33 WILL MORRISON



36 KYLE GRAY



37 RYAN WATSON




38 BRETT OLSON




40 GARRETT WADE



41 STEVEN WILLIAMS



43 RICHARD FITTS



44 JACK OWEN



30 BUTCH THOMPSON



35 KARL NONEMAKER



39 GABE GROSS



34 STEVE SMITH