



2023-24 AUBURN MEN'S BASKETBALL

12 NCAA TOURNAMENT APPEARANCES || 2019 FINAL FOUR || 6-TIME SEC CHAMPIONS || AUBURNTIGERS.COM || @AUBURNMBB

2023-24 SCHEDULE

OVERALL: 11-2 || SEC: 0-0
HOME: 7-0 || AWAY: 0-1 || NEUTRAL: 4-1

DATE	OPPONENT (TV)	TIME (CT)
Nov. 7	vs. #20/17 Baylor+ (ESPN)	L, 82-88
Nov. 10	SOUTHEASTERN LOUISIANA (SECN+) W, 86-71	
Nov. 16	vs. Notre Dame* (ESPN2)	W, 83-59
Nov. 17	vs. St. Bonaventure* (ESPN2)	W, 77-60
Nov. 21	ALABAMA A&M (SECN+)	W, 84-54
Nov. 29	VIRGINIA TECH% (ESPN2)	W, 74-57
Dec. 3	at Appalachian State (ESPN2)	L, 64-69
Dec. 9	vs Indiana! (ESPN2)	W, 104-76
Dec. 13	vs. UNC Asheville \$ (SECN+)	W, 87-62
Dec. 17	USC (ESPN)	W, 91-75
Dec. 22	ALABAMA STATE (SECN+)	W, 82-62
Dec. 30	CHATTANOOGA (SECN)	W, 101-66
Jan. 2	PENN (SECN)	W, 88-68
Jan. 6	at Arkansas* (ESPN2)	1 p.m.
Jan. 9	TEXAS A&M* (ESPN2)	8 p.m.
Jan. 13	LSU* (SECN)	5 p.m.
Jan. 17	at Vanderbilt* (SECN)	8 p.m.
Jan. 20	OLE MISS* (SECN)	7:30 p.m.
Jan. 24	at Alabama* (ESPN)	6:30 p.m.
Jan. 27	at Mississippi State* (SECN)	2:30 p.m.
Jan. 31	VANDERBILT* (ESPN2)	8 p.m.
Feb. 3	at Ole Miss* (SECN)	5 p.m.
Feb. 7	ALABAMA* (ESPN2)	6 p.m.
Feb. 10	at Florida* (SECN)	2:30 p.m.
Feb. 14	SOUTH CAROLINA* (SECN)	7:30 p.m.
Feb. 17	KENTUCKY* (ESPN)	5 p.m.
Feb. 24	at Georgia* (SECN)	5 p.m.
Feb. 28	at Tennessee* (ESPN2)	6 p.m.
Mar. 2	MISSISSIPPI STATE* (ESPN2/ESPNU)	3 p.m.
Mar. 5	at Missouri* (SECN)	8 p.m.
Mar. 9	GEORGIA* (SECN)	5:30 p.m.
Mar. 13-17	at SEC Championship (Nashville, Tenn.)	

All Times Listed Central Time Zone

* Southeastern Conference game

+ Sanford Pentagon (Sioux Falls, S.D.)

^ Legends Classic (Brooklyn, N.Y.)

% ACC/SEC Challenge

! Holiday Hoopsgiving (Atlanta, Ga.)

\$ Rocket City Classic (Huntsville, Ala.)

MEDIA INFORMATION

TV _____ ESPN2
 Play-By-Play _____ Tom Hart
 Color Analyst _____ Jimmy Dykes
 Producer _____ Josh Careswell

Radio _____ Auburn Sports Network
 Play-By-Play _____ Andy Burcham
 Color Analyst _____ Randall Dickey
 Local _____ WGZZ 94.3 FM
 Satellite _____ SiriusXM 390
 Online _____ AuburnTigers.com || TuneIn App

Auburn SID Primary Contact _____ Marlene Navor
 Cell Phone _____ 334-750-2381
 E-Mail _____ mnavor@auburn.edu

GAME

14

#25/24

AUBURN (11-2, 0-0 SEC) VS. ARKANSAS (9-4, 0-0 SEC)

Saturday, January 6, 2024 || 1 p.m. CT
 Bud Walton Arena (19,200) || Fayetteville, Ark.
 TV: ESPN2 || Radio: Auburn Sports Network



AUBURN

AP Poll/Coaches Poll _____ #25/#24
 2022-23 Record _____ 21-13, 10-8 SEC
 Head Coach _____ Bruce Pearl
 Career Record (Year) _____ 646-258 (29th)
 Record at Auburn (Year) _____ 184-113 (10th)
 Career Record vs. Arkansas _____ 10-10

ARKANSAS

AP Poll/Coaches Poll _____ None
 2022-23 Record _____ 22-14, 8-10 SEC
 Head Coach _____ Eric Musselman
 Career Record (Year) _____ 214-80 (9th)
 Record at Arkansas (Year) _____ 104-46 (5th)
 Career Record vs. Auburn _____ 4-2

Series History || Arkansas Leads 38-21 || Last Meeting: L, 73-76, on March 9, 2023, in Nashville, Tenn.

» Auburn (11-2, 0-0 SEC) carries a six-game win streak into hostile territory as it travels to Arkansas (9-4, 0-0 SEC) for what is sure to be an intense Southeastern Conference-opener on Saturday afternoon at Bud Walton Arena.

» There's no love lost between the two programs as the Tigers remember the last time they stepped foot into the building - the student crowd greeting the team bus upon arrival to shootaround, a No. 1 national ranking on the line, two future NBA first-rounders on the roster in Jabari Smith and Walker Kessler and in a disappointing 80-76 overtime loss to the Razorbacks.

» Out of the gates, the Tigers face two of the top teams in the league in Arkansas, picked to finish third in the preseason coaches' poll, followed by second-place Texas A&M on Jan. 9 at Neville Arena, to open their conference slate.


» Auburn made its first appearance of the season in the national polls this week at No. 24 in the Coaches Poll and No. 25 in the AP Poll. This week is the 77th time the Tigers have been ranked in the AP Poll since Jan. 2018, which represents 46.1 percent of Auburn's all-time appearances in the poll.

» Saturday's game features two of the top teams in the country in terms of bench production. Auburn is No. 7 nationally averaging 37.6 bench points, while Arkansas is No. 8 averaging 36.9 bench points.

» It will be a homecoming for senior forward Chris Moore, who is one of two Arkansas natives on this year's roster, having played his high school ball at West Memphis. He will have many friends and family members in the stands - traveling four hours to Fayetteville.


» Over the last three games, junior big man and preseason All-SEC First Team selection Johni Broome has averaged 19.3 points, 11.0 rebounds and 3.3 blocks per game. During the stretch, he is shooting 23-of-31 (74.2 pct.) from the floor. Broome recorded his 52nd career double-double with 24 points, 12 rebounds and three blocks in the team's win over Penn.

PROBABLE AUBURN STARTERS



1
ADEN HOLLOWAY
 G • 6-1 • 178 • Fr.
 Charlotte, N.C.

PPG 10.5
 RPG 1.3
 APG 3.9



12
DENVER JONES
 G • 6-4 • 205 • Jr.
 New Market, Ala.

PPG 8.0
 RPG 2.5
 APG 1.7



5
CHRIS MOORE
 F • 6-6 • 220 • Sr.
 West Memphis, Ark.

PPG 3.5
 RPG 1.8
 BPG 0.5



2
JAYLIN WILLIAMS
 F • 6-8 • 245 • Gr.
 Nahant, Ga.

PPG 11.5
 RPG 4.9
 BPG 0.6



4
JOHNI BROOME
 F/C • 6-10 • 240 • Jr.
 Plant City, Fla.

PPG 15.8
 RPG 8.7
 BPG 2.0

OFF THE BENCH

No.	Pos.	Name	Ht.	Wt.	Year	PPG	RPG	Hometown
10	G/F	Chad Baker-Mazara	6-7	180	Jr.	9.2	3.2	Santo Domingo, DR
3	G	Tre Donaldson	6-3	200	So.	7.5	2.5	Tallahassee, Fla.
0	G	K.D. Johnson	6-0	190	Sr.	7.6	1.9	Atlanta, Ga.
44	C	Dylan Cardwell	6-11	255	Sr.	5.3	4.1	Augusta, Ga.
31	F	Chaney Johnson	6-7	220	Jr.	4.0	4.0	Alabaster, Ala.
24	G	Lior Berman	6-4	210	Gr.	1.3	1.3	Birmingham, Ala.
23	F	Addarin Scott	6-9	207	Jr.	0.3	0.5	Dallas, Texas

UNIVERSITY INFORMATION

Location _____ Auburn, Ala.
 Founded _____ 1856
 Enrollment _____ 31,764
 Nickname _____ Tigers
 Colors _____ Burnt Orange and Navy Blue
 Conference _____ Southeastern (SEC)

ADMINISTRATION

President _____ Dr. Christopher B. Roberts
 Director of Athletics _____ John Cohen
 Athletics Phone _____ 855-282-2010

COACHING STAFF

Head Coach _____ Bruce Pearl
 Alma Mater _____ Boston College '82
 Career Record _____ 646-258 (.715)
 Seasons _____ 29
 Record at Auburn _____ 184-113 (.620)
 Seasons _____ 10
 Associate Head Coach _____ Steven Pearl
 Alma Mater _____ Tennessee '10
 Assistant Coach _____ Ira Bowman
 Alma Mater _____ Penn '96
 Assistant Coach _____ Corey Williams
 Alma Mater _____ Oklahoma State '02
 Assistant Coach _____ Chad Prewett
 Alma Mater _____ Troy State '94
 Assistant Coach/Offensive Coordinator _____
 _____ Mike Burgomaster
 Alma Mater _____ Miami '16
 Athletic Trainer _____ Clark Pearson
 Alma Mater _____ Kentucky '96
 Strength & Conditioning Coach _____ Damon Davis
 Alma Mater _____ Western Illinois '03
 Director of Player Development _____ Marquis Daniels
 Alma Mater _____ Auburn '03
 Director of Scouting & Recruiting _____ Ian Borders
 Alma Mater _____ Louisville '07
 Director of Operations _____ Maddux Jeffreys
 Alma Mater _____ Auburn '20

PROGRAM HISTORY

First Year of Basketball _____ 1905-06
 All-Time Record _____ 1453-1247-1 (.538)
 All-Time SEC Record _____ 647-770 (.456)
 SEC Championships _____ 4
 _____ (1960, 1999, 2018, 2022)
 SEC Tournament Titles _____ 2 (1985, 2019)
 NCAA Tournament Appearances _____ 12
 NCAA Tournament Record _____ 19-12
 All-Americans _____ 13
 All-SEC Selections _____ 98

TEAM INFORMATION

2022-23 Record _____ 21-13
 SEC Record (Finish) _____ 10-8 (7th)
 Associated Press Final Ranking _____ N/A
 USA TODAY/Coaches Final Ranking _____ N/A
 Letterwinners Returning/Lost _____ 11/7
 Starters Returning/Lost _____ 2/3
 Newcomers _____ 5

ATHLETICS COMMUNICATIONS

Director (MBB Contact) _____ Marlene Navor
 Alma Mater _____ Washington State '00
 Cell _____ 334-750-2381
 E-Mail _____ mnavor@auburn.edu

ARKANSAS AT-A-GLANCE

» Arkansas beat No. 7 Duke, 80-75, at Bud Walton Arena in the ACC/SEC Challenge. The Tigers will be their fourth-ranked opponent this season and second at home.

» Arkansas currently ranks No. 4 in the country blocking 6.6 shots, No. 3 attempting 27.9 free throws and No. 4 averaging 20.2 made free throws per game.

» Sophomore guard Keyon Menifield Jr. has averaged 15.0 points, 4.3 rebounds and 3.0 assists in three games since being granted a waiver by the NCAA making him immediately eligible. He transferred to Arkansas from Washington, where he was named to the Pac-12 Conference All-Freshman Team last season. He had nine points, three assists, two steals and one rebound in Auburn's 84-61 win at Washington last year in Seattle.

INSIDE THE SERIES

» This will be the 60th all-time meeting between Auburn and Arkansas with the Razorbacks holding a 38-21 series lead.

» The Razorbacks have won four out of the last five contests in the series. Arkansas leads 22-5 in games played in Fayetteville, including wins in three of the last four, and 22-4 in Bud Walton Arena.

» Last season, the two teams split a pair of games with Auburn winning 72-59 in Neville Arena behind 19 points from Wendell Green Jr., 18 points from Allen Flanigan and a double-double of 10 points and 10 rebounds to go with six blocks from Johni Broome. Arkansas returned the favor with a 76-73 victory in the quarterfinals of the SEC Tournament in Nashville.

LAST FIVE GAMES IN THE SERIES

Dec. 30, 2020	H	L, 85-97
Jan. 20, 2021	A	L, 73-75
Feb. 8, 2022	A	L, 76-80 (OT)
Jan. 7, 2023	H	W, 72-59
March 9, 2023	N	L, 73-76

TOUGHEST HOME COURTS IN THE SEC

» While the Tigers travel to one of the toughest home-court environments to kick-off SEC play, Auburn's Neville Arena has also been a rare place where league foes have won along with Kentucky's Rupp Arena, Arkansas' Bud Walton Arena and Tennessee's Thompson-Boling Arena.

» Only 23 teams (Auburn twice in Feb. 2016 and Feb. 2020 in OT) have come into Bud Walton Arena and left with a win over the last nine-plus seasons since 2014-15. Kentucky and Mississippi State have been successful four times, while LSU on three occasions.

SEC vs. Kentucky at Rupp Arena - 11-69 (.138)
 SEC vs. Arkansas at Bud Walton Arena - 23-58 (.283)
 SEC vs. Tennessee at Thompson-Boling Arena - 25-56 (.309)
 SEC vs. Auburn at Neville Arena - 28-52 (.350)

FROM THE SIDELINES

» Auburn head coach Bruce Pearl is 10-10 in his head coaching career versus Arkansas including 5-7 coaching at Auburn. He is 4-4 in Fayetteville (2-3 at Auburn), 5-4 at home (3-3 at Auburn and 2-1 at Tennessee) and 1-2 in the SEC Tournament.

» With a win Saturday, Coach Pearl would own half of Auburn's wins at Arkansas all-time. Auburn is 5-22 at Arkansas including wins under Pearl in 2016 and 2020.

» Arkansas head coach Eric Musselman is 4-2 against Auburn, all while coaching the Razorbacks against Bruce Pearl-led Auburn teams including 2-1 in Fayetteville.

TIGERS IN SEC OPENERS

» Auburn is 41-49 all-time in SEC openers since the league's first season in 1932-33. The Tigers have won two-straight SEC openers after defeating Florida, 61-58, at Neville Arena in last year's SEC opener.

» Under Bruce Pearl, the Tigers are 5-4 in SEC openers including 2-2 when opening conference play on the road.

» AU is 13-30 when opening league play on the road, 22-18 when opening at home and 6-1 at neutral-site SEC openers. The Tigers are 0-4 against Arkansas in SEC openers including a 110-92 loss at Barnhill Arena on Jan. 4, 1992 – the Razorbacks' first SEC game in program history.

» The last three SEC openers between the Tigers and Razorbacks have all been played on The Plains with Arkansas winning each: 83-77 in 2002, 76-70 in 2008 and 97-85 in 2020.

TIGERS KEEP ON ROLLIN'

» Auburn has won its last six-straight games. Earlier this season, the Tigers won five-straight games from Nov. 10-29. AU has won every game by at least 16 points during its winning streak and outscored opponents by a +24.0 margin.

» The Tigers boast a 19.7-to-8.5 assist-to-turnover ratio during their winning streak. Auburn has also shot a higher field-goal percentage than its opponent in all six games.

HOLD THE WHISTLE

» Auburn was whistled for a season-low 11 fouls in its win over Penn on Jan. 2. The Tigers' four lowest foul totals of the season have all come in the last five games.

» The Tigers previously set a season low in fouls committed with 16 against UNC Asheville and later 13 versus Alabama State and Chattanooga.

» AU has been called for 17.3 fouls in its 11 wins compared to 25.0 fouls in its two losses.

CLEANING THE GLASS

» Auburn is fourth in the SEC with a +7.5 rebounding margin this season. The Tigers are 8-1 when they have outrebounded their opponent this season. Auburn has only been outrebounded twice this season (-4 vs. Virginia Tech and -3 vs. USC).

» Additionally, the Tigers have matched their opponent on the boards twice vs. Baylor and Notre Dame. Auburn ranks 15th nationally with a 36.2 offensive rebounding percentage and 26th with a 55.2 total rebounding percentage, per teamrankings.com.

PLAYER TO WATCH: K.D. JOHNSON

» Senior guard K.D. Johnson is coming off one of the best complete games of his career registering 11 points on 3-of-6 field goals, including one 3-pointer, and going 4-of-6 from the free-throw line versus Penn to ring in the New Year. He also added five rebounds, four assists and one steal against the Quakers.

» One of the most energetic and charismatic players on the floor, it was Johnson's fourth game in double figures this season and the 55th of his career.

» In fact, for the first time of his Auburn career (80 games and counting), Johnson led the team in plus-minus (+21) versus Penn.



AUBURN IN KENPOM RANKINGS

» Auburn is No. 10 in the latest KenPom Rankings and one of just six teams in the country ranked in the Top 20 of KenPom's adjusted offensive efficiency and adjusted defensive efficiency, next to Arizona, BYU, Houston, Illinois and Purdue.

» The last 21 national champions have all finished in the Top 39 in both offensive and defensive efficiency. Each of them have been in the Top 39 in offensive efficiency and the Top 22 in defensive efficiency. Historically, all but two have finished in the Top 20 in both categories.

Team	Offense	Defense
Arizona	5	3
Auburn	16	19
BYU	7	10
Houston	18	1
Illinois	10	17
Purdue	2	7

TIGERS BREAK THE CENTURY MARK AGAIN

» Auburn's 101-point performance against Chattanooga was the Tigers' second time scoring 100 points in a game this season, after scoring 104 points against Indiana on Dec. 9 in Atlanta.

» It marked the first time Auburn has scored 100 points in two regulation games in the same season since the 2018-19 season when the Tigers scored 101 points against South Alabama and 103 points against Mississippi College. Auburn had two 100-point games during the 2021-22 season including a 109-point effort in a double-overtime game against UConn and a 100-point performance against Alabama.

» The last time AU had at least three 100-point games in a season was the 1999-00 season when the Tigers scored 100 points against Arkansas-Pine Bluff, 109 points vs. Puerto Rico-Mayaguez and 100 points vs. Stony Brook.

» Auburn joins Alabama and Kentucky as the only SEC teams with multiple 100-point games this season.

AUBURN OFF TO A HOT START

» The Tigers are off to an 11-2 start to the season – the sixth time in the last seven seasons Auburn has started 11-2 or better.

» Prior to the 2017-18 season, the last time Auburn started 11-2 or better was the 2002-03 season when the Tigers started 15-2.

SEASON	START
2017-18	16-1
2018-19	9-1
2019-20	15-0
2021-22	22-1
2022-23	11-2
2023-24	11-2

3-POINT DEFENSE

» Auburn is third in the SEC in three-point field goal percentage defense, allowing opponents to shoot only 30.0 percent from behind the arc this season.

» The Tigers have allowed just 6.4 three-pointers per game on 29.4 percent shooting in five home games this season. Auburn has held opponents to shoot just 53-of-203 (26.1 percent) from deep in its 10 wins, an average of 5.3 3-pointers per game.

» AU has held three opponents to its season-low in 3-pointers made to date – 2 by Notre Dame, 3 by St. Bonaventure and 4 by Alabama State (tied season low).

SELLING OUT NEVILLE ARENA

» Auburn is one of only 12 NCAA Division I teams at or above 100 percent capacity crowds for the season next to UConn, Dayton, FAU, Gonzaga, Houston, Kansas, Michigan State, Purdue, St. John's, Villanova and Xavier.

» A ticket to Neville Arena is a hard one to come by as season tickets have been sold out every year under Bruce Pearl.

» The Tigers have sold out the last 46-consecutive games at Neville Arena.

TAKING CARE OF THE BALL

» Auburn recorded its sixth game of the season, all in the last eight games, with single-digit turnovers with just six turnovers in its last game against Penn. During that stretch, the Tigers have seven games with no more than 10 turnovers and are averaging just 8.6 turnovers per game.

» After tying a program record with just three turnovers against Indiana, Auburn committed seven turnovers against UNC Asheville and eight turnovers versus USC. It marked the first time an Auburn team has had three-straight games with single-digit turnovers since having nine turnovers at Texas A&M and Missouri and against Georgia from Feb. 28, 2015, to March 7, 2015.

» For the season, the Tigers are fourth in the SEC averaging 10.3 turnovers per game.

DOMINATING THE PAINT

» Auburn scored a season-high 52 points in the paint against Chattanooga on Dec. 30. The Tigers have scored at least 40 points in the paint in six of its last nine games including two games of at least 50 paint points, after scoring 50 points in the paint against UNC Asheville, 40 paint points against Alabama A&M and 42 paint points against Virginia Tech, Appalachian State and USC.

» Over that stretch, the Tigers have averaged 40.4 points in the paint per game compared to 35.0 points per game in the first four contests of the season.

» For the season, Auburn is averaging 38.8 points per game in the paint, which is 45.7 percent of the Tigers' total points. They have outscored their opponent in the paint in 12-of-13 games this season and were even with St. Bonaventure in paint points in the other game. Auburn is plus-148 (12.33 ppg) on points in the paint for the season.

» Auburn also set season highs with 51 bench points and 23 fast-break points against UNC Asheville. The Tigers' previous season highs were 49 bench points against Alabama A&M and 20 fast-break points against Alabama A&M and Indiana.

PRODUCING ON BOTH ENDS OF THE FLOOR

» Auburn, which is fourth in the SEC in scoring offense at 84.8 points per game and fifth in scoring defense at 66.7 points per game, is the only team that ranks in the Top 5 in the league in both categories. The Tigers, who have won 11 of their victories by at least 15 points, are the only team in the country who has 11 wins by at least 15 points.

AU leads the SEC with a scoring margin of +18.2 and is second in the country with a +14.8 scoring margin in the first half. The Tigers have led by at least 20 points at halftime four times this season.

» The Tigers have the third-highest scoring offense and sixth-best scoring defense through 13 games in Bruce Pearl's tenure on The Plains.

Year-By-Year Scoring Offense Under Pearl

2014-15: 65.8
2015-16: 83.8
2016-17: 82.3
2017-18: 87.1
2018-19: 85.9
2019-20: 83.0
2020-21: 76.8
2021-22: 84.2
2022-23: 73.0
2023-24: 84.8

Year-By-Year Scoring Defense Under Pearl

2014-15: 69.1
2015-16: 77.7
2016-17: 72.7
2017-18: 71.7
2018-19: 62.3
2019-20: 67.7
2020-21: 71.8
2021-22: 65.1
2022-23: 61.0
2023-24: 66.7

FRESHMAN PHENOM

» Freshman Aden Holloway scored a career-high 24-point performance against Indiana as he made 5-of-8 from 3-point range against the Hoosiers on Dec. 9. In the Tigers' last game, Holloway scored 15 points on 5-of-10 field goals and 4-of-7 from long range, tied a career high with six assists and pulled down a pair of rebounds against USC on Dec. 17. He is one of three NCAA Division I freshmen, including one of two from a power conference, averaging 10.5 points, 3.5 assists and shooting at least 36.0 percent from beyond the arc and 79.0 percent from the free-throw line this season.

» Holloway has six double-figure scoring games and four games with four-plus 3-pointers this season. Over his last nine games, he has totaled 34 assists and just six turnovers for a 5.7 assist-to-turnover ratio. He has had more assists than turnovers in all 13 games this season.

» Holloway has started each of Auburn's last 11 games, becoming the 15th different freshman to start a game for Auburn in Bruce Pearl's 10 seasons as the Tigers' head coach. Auburn is 10-1 with Holloway in the starting lineup. Jabari Smith leads all Auburn freshmen under Pearl with 34 starts in 2021-22. The group has combined to start 267 games.

Freshman Starters Under Bruce Pearl

Player	Season	Starts
Jabari Smith	2021-22	34
Mustapha Heron	2016-17	32
Jared Harper	2016-17	30
Isaac Okoro	2019-20	28
JT Thor	2020-21	27
Danjel Purifoy	2016-17	25
Austin Wiley	2016-17	22
Horace Spencer	2015-16	18
Sharife Cooper	2020-21	12
Bryce Brown	2015-16	11
Aden Holloway	2023-24	11
Justin Powell	2020-21	7
TJ Lang	2014-15	6
Allen Flanigan	2019-20	3
Anfernee McLemore	2016-17	1

Freshman Starts By Season Under Pearl

Season	Starts
2014-15	6
2015-16	29
2016-17	110
2017-18	0
2018-19	0
2019-20	31
2020-21	46
2021-22	34
2022-23	0
2023-24	11

Power Conference Freshmen averaging 10.5 ppg, 3.5 apg and shooting 36% from 3PT range and 79% from FT line

Player	School	PPG	APG	3FG%	FT%
Reed Sheppard	Kentucky	12.5	4.3	56.0	90.0
Aden Holloway	Auburn	10.5	3.9	36.6	79.3

Auburn Top Freshman Debuts

Player	Year	Opponent	Points
Sharife Cooper	2020	Alabama	26
Eddie Johnson	1973	Clemson	26
Jay Heard	1998	SE Louisiana	20

2023-24 NCAA Division I Freshmen Collegiate Debuts

Markus Burton, Notre Dame	29 points vs. Niagara
Ja'Kobe Walter, Baylor	28 points vs. Auburn
Tanner Toolson, Utah Valley	25 points vs. Carroll College
Garrett Johnson, George Washington	21 points vs. Stonehill
Aden Holloway, Auburn	19 points vs. #17 Baylor
Elijah Jones, UTEP	19 points vs. McMurry



WILLIAMS WINNINGEST PLAYER IN PROGRAM HISTORY

» After graduating with a bachelor's degree in kinesiology in May, Jaylin Williams chose to come back for his fifth and final year on The Plains. Last season, he was the team's third-leading scorer (11.2 ppg) and third-leading rebounder (4.7 rpg) in 2022-23.

» With the Tigers' win over Southeastern Louisiana on Nov. 10 at Neville Arena, Williams became the winningest player in program history with 88 career (and now 98) victories to date. He was previously tied with former Tigers Allen Flanigan (2019-23), Anfernee McLemore (2016-20) and Scott Pohlman (1997-2001).

» Entering the season with 107 career games played, he needs to appear in 20 games this season to crack Auburn's career games played list and is now 14 games (120) behind Frankie Sullivan's record of 134 games played from 2009-13.

ALL-TIME WINNINGEST AUBURN PLAYERS (minimum 90 career games played)

1. Jaylin Williams (2019-Present)	98
2T. Allen Flanigan (2019-23)	87
2T. Anfernee McLemore (2016-20)	87
2T. Scott Pohlman (1997-01)	87
5T. Doc Robinson (1996-00)	85
5T. Daymeon Fishback (1996-00)	85
5T. Mamadou N'Diaye (1996-00)	85
8. Mack McGadney (1998-02)	83
9. Chuck Person (1982-86)	79
10. Marquis Daniels (1999-03)	76

DOMINATING NON-CONFERENCE FOES

» Auburn owns an 95-25 (.792) winning record in regular-season games against non-conference opponent under Coach Pearl. The Tigers lead the SEC, with a .853 winning percentage (81-14 record) in regular-season non-conference games over the last seven-plus seasons.

Team	2016-17	2017-18	2018-19	2019-20	2020-21	2021-22	2022-23	2023-24	Total
Auburn	6-2	12-1	11-2	13-0	6-3	12-1	10-3	11-2	81-14 (.853)
Arkansas	11-2	11-2	9-4	12-1	12-3	11-2	11-2	9-4	86-20 (.811)
Miss. State	9-3	12-1	12-1	9-4	10-5	9-4	12-1	11-2	84-21 (.800)
Tennessee	8-5	10-2	12-1	8-5	8-2	9-3	11-2	10-3	76-23 (.768)
Kentucky	10-3	11-2	11-2	10-3	1-7	11-2	9-4	10-2	73-25 (.745)
LSU	8-4	9-3	10-3	9-4	8-4	12-1	11-2	8-5	75-26 (.743)
Georgia	9-4	9-3	9-4	10-3	7-1	5-8	10-3	10-3	69-29 (.704)
Ole Miss	9-4	7-6	10-3	9-4	6-4	9-4	8-5	13-0	71-30 (.703)
Texas A&M	8-4	11-2	7-5	6-6	6-2	11-2	8-5	9-4	66-30 (.688)
Florida	10-3	9-4	8-5	8-5	6-3	10-3	7-6	10-3	68-32 (.680)
Alabama	7-5	9-4	9-4	8-5	10-5	10-3	10-3	8-5	71-34 (.676)
Missouri	5-7	10-3	9-3	8-5	8-2	6-7	12-1	8-5	66-33 (.667)
South Carolina	10-3	9-4	5-8	8-5	2-3	9-3	7-6	12-1	62-33 (.653)
Vanderbilt	7-6	6-7	9-4	8-5	6-3	8-4	7-6	4-8	56-43 (.566)

Year-by-Year Regular Season Record vs. Non-Conference Opponents Under Bruce Pearl

2014-15	8-5
2015-16	6-6
2016-17	6-2
2017-18	12-1
2018-19	11-2
2019-20	13-0
2020-21	6-3
2021-22	12-1
2022-23	10-3
2023-24	11-2
Totals	95-25 (.792)

ELITE COMPANY

» Auburn is amongst elite company with five 1,000 point scorers on its roster this season. The NCAA compiles a comprehensive list of teams who have multiple 1,000-point scorers on the roster including those who played at any NCAA institution (Division I, II and III) or at the junior college level.

» St. John's (N.Y.) currently boasts six 1,000 point scorers on its roster, while TCU and Auburn are tied for second most in the country with 5. Conference foe Missouri also has five on its roster, but two players carried over career points from their respective JUCO careers.

» K.D. Johnson (Georgia-Auburn combined) and Jaylin Williams both entered the 1,000 Career Point Club against Alabama State on Dec. 22 and have tabulated 1,025 and 1,032 career points to date. Johni Broome (1,656), Chaney Johnson (1,247) and Denver Jones (1,057) reached that same milestone in their combined Morehead State-Auburn, UAH-Auburn and FIU-Auburn careers respectively.

» Williams became the 39th player in program history to gain entrance into the 1,000-Career Point Club – the first in five years since Bryce Brown (8th, 1,673) and Jared Harper (13th, 1,227) did so during their senior campaigns that ended in the 2019 national semifinals.

2024 SIGNING CLASS

The Tigers signed two top recruits in the early signing period – five-star Tahaad Pettiford and Jahki Howard.

Rated the No. 2 point guard and No. 21 overall player in the Class of 2024 by 247 Sports, Pettiford played AAU basketball for New Heights Lightning on the EYBL circuit, shooting 33.5 percent from the 3-point line and averaging 13.3 points per game. He burst onto the scene over the summer as one of the best scoring guards in the country.

One of the most athletic players in his class, Howard is a four-star recruit rated No. 85 overall and No. 20 at his position by 247 Sports. Known as the best dunker in high school basketball going viral on social media, he is currently averaging 15.9 points, 5.3 rebounds, 1.4 assists, 1.9 steals and 0.5 blocks per game in the preseason for Overtime Elite.

Tahaad Pettiford, G, 5-10, 175, Jersey City, N.J. (Hudson Catholic Regional High School)

"Tahaad is a very unique player. He is a gifted scorer with an unlimited range. Instant offense. He has tremendous speed, quickness and athletic jumping ability. Tahaad is a very tough cover and uses that athleticism to be a pest defensively. (Assistant Coach) Ira Bowman did a tremendous job of identifying Tahaad very early on in the recruiting process and developed a close, trusting relationship. Tahaad will have a Pied Piper effect on our program. Guys will want to play with him." – Head Coach Bruce Pearl

Jahki Howard, F, 6-6, 185, Boston, Mass. (Overtime Elite)

"Jahki is one of the most underrated prospects in the 2024 class. We've been watching and recruiting him since his freshman year – seeing so much growth, maturity and commitment to becoming great. His basketball IQ, his athleticism and his motor make him a great fit for our program." – Head Coach Bruce Pearl

CLEANING THE GLASS

» Junior transfer Chaney Johnson pulled down 11 rebounds off the bench against Southeastern Louisiana on Nov. 10. He is the ninth player in Bruce Pearl's 10 seasons at Auburn to grab at least 11 boards in a game as a reserve and the first since Jaylin Williams had 11 rebounds versus Texas A&M on Feb. 12, 2022. For the season, Johnson is third on the team averaging 5.4 boards per game.

Date	Player	Opponent	Rebounds
Nov. 14, 2018	Horace Spencer	Mississippi College	17
Nov. 29, 2017	Anfernee McLemore	Dayton	13
Dec. 22, 2015	Cinmeon Bowers	New Mexico	12
Feb. 27, 2016	Tyler Harris	Alabama	12
Nov. 26, 2020	Jaylin Williams	Saint Joesph's	11
March 5, 2016	Cinmeon Bowers	Mississippi State	11
Jan. 31, 2017	Anfernee McLemore	Tennessee	11
Feb. 12, 2022	Jaylin Williams	Texas A&M	11
Nov. 10, 2023	Chaney Johnson	Southeastern Louisiana	11

NOT NEW KIDS ON THE BLOCK

» Senior center Dylan Cardwell tied a career high with a game-high five blocks against Baylor, the most blocks by an Auburn player this season. Cardwell previously set his career high against South Florida and George Mason in 2022. He ranks ninth in the SEC averaging 1.23 blocks per contest.

» Auburn and Arkansas are the only teams with two of the Top 10 shot blockers in the league. The Tigers blocked a season-high 10 shots in the season opener versus Baylor.

» His teammate Johni Broome, has blocked 22 shots in the last eight games (2.75) and is second in the SEC averaging 2.0 blocks per game this season. Auburn has blocked at least five shots in 10 of 13 games this season including the last five.

ELITE IN THE SEC

» Auburn leads the SEC with a .723 winning percentage and is tied with Tennessee for most wins in the league with 154 victories over the last six-plus seasons. The Tigers have also won the second-most SEC Championship titles (3) and second-most NCAA Tournament games (7) in that span behind Alabama's four titles and Arkansas' eight NCAA Tournament victories.

Team	2017-18	2018-19	2019-20	2020-21	2021-22	2022-23	2023-24	Total
Auburn	26-8	30-10	25-6	13-14	28-6	21-13	11-2	154-59
Tennessee	26-9	31-6	17-14	18-9	27-8	25-11	10-3	154-60
Kentucky	26-11	30-7	25-6	9-16	28-8	22-12	10-2	150-62
Arkansas	23-12	18-16	20-12	25-7	28-9	22-14	9-4	145-74
Alabama	20-16	18-16	16-15	26-7	19-14	31-6	8-5	138-79
Mississippi State	25-12	23-11	20-11	18-15	18-16	21-13	11-2	136-80
LSU	18-15	28-7	21-10	19-10	22-12	14-19	8-5	130-78
Texas A&M	22-13	14-18	16-14	8-10	27-13	25-10	9-4	121-82
Florida	21-13	20-16	19-12	15-10	20-14	16-17	10-3	121-85
Missouri	20-13	15-17	15-16	16-10	12-21	25-10	8-5	111-92
Ole Miss	12-20	20-13	15-17	16-12	13-19	12-21	13-0	101-102
South Carolina	17-16	16-16	18-13	6-15	19-13	11-21	12-1	99-95
Georgia	18-15	11-21	16-16	14-12	6-26	16-16	10-3	91-109
Vanderbilt	12-20	9-23	11-21	9-16	19-17	22-15	5-8	87-120

PEARL MOVING UP IN CAREER COACHING WINS AT AUBURN

» Auburn's win over UNC Asheville in Huntsville on Dec. 13 was Bruce Pearl's 900th career game overall and 180th victory at Auburn. He is now two wins behind Cliff Ellis, who went 186-125 from 1994-95 to 2003-04, for second on Auburn's all-time head coaching wins list.

» Pearl is in his 10th season as Auburn's head coach with a 184-113 record on The Plains. In the team's season opener, he surpassed Sonny Smith, who led Auburn to a 173-154 mark in 11 seasons from 1978-89, for third all-time in program history. Joel Eaves leads the way with 213 wins from 1949-63.

COACH	SEASONS	YEARS	RECORD
1. Joel Eaves	14	1949-50 to 1962-63	213-100
2. Cliff Ellis	10	1994-95 to 2003-04	186-125
3. Bruce Pearl	10	2014-15 to Present	184-113
4. Sonny Smith	11	1978-79 to 1988-89	173-154
5. Bill Lynn	10	1963-64 to 1972-73	130-124

RETURNING PRODUCTION

» Auburn returns 58.1 percent of its minutes, 60.2 percent of its scoring and 61.3 percent of its rebounding from last season. The Tigers return five of their Top 7 scorers – three of the five players, who averaged 20 minutes per game, and three of five players, who recorded at least 100 rebounds last season.

JOHNSON ENDS LAST SEASON ON HOT STREAK

» Last season, K.D. Johnson shot 16-of-29 (55.2%) from 3-point range over the last nine games shooting 25.3 percent (20-of-79) from long range in the first 24 games. Johnson averaged 10.6 points over the last nine contests of the season.

AUBURN vs. THE TOP 25

Auburn is 77-224 against AP Top 25 teams all-time including 18-28 under Bruce Pearl. The Tigers set a program record with six wins against ranked opponents during the 2018-19 season including five straight from the SEC Championship through their run to the Final Four. Additionally, Auburn is 103-32 as a ranked team in the Pearl Era.

IT JUST MEANS MORE

» Auburn was predicted to finish sixth in the preseason SEC media poll behind preseason favorite Tennessee, Texas A&M, Arkansas, Kentucky and Alabama.

WELCOME TO AUBURN'S BLOCK PARTY

» Auburn is the only team that has finished in the Top 25 in the country in blocked shots per game in each of the previous seven seasons. No other team has finished in the Top 25 in blocks per game in more than five seasons over that stretch. The Tigers have blocked a nation-best 1,363 shots since the start of the 2016-17 season.

» The Tigers are averaging 5.6 blocks per game this season, which ranks No. 14 nationally.

MOST SEASONS IN TOP 25 IN BLOCKS PER GAME OVER THE LAST SEVEN SEASONS

1. Auburn - 7

2T. Connecticut - 5
2T. Michigan State - 5
2T. Washington - 5
5T. Duke - 4
5T. Florida State - 4
5T. Kentucky - 4
5T. Marshall - 4
5T. Syracuse - 4
5T. USC - 4

MOST BLOCKS IN DIVISION I SINCE THE START OF 2016-17 SEASON

Team	Blocks
Auburn	1,363
Duke	1,346
Michigan State	1,253
UConn	1,226
Marshall	1,223

Season	BPG	DI Rank
2023-24	5.6	No. 14
2022-23	5.1	No. 12
2021-22	8.0	No. 1
2020-21	6.0	No. 1
2019-20	4.9	No. 21
2018-19	4.8	No. 22
2017-18	5.3	No. 14
2016-17	5.1	No. 22

TIGERS ADD 3-POINT SHOOTERS

» After finishing 12th in the SEC shooting 31.4 percent from 3-point range last season, Auburn added three transfers who can shoot it from long range.

Player	Season	School	3FGM	3FGA	3FG%
Chad Baker-Mazara	2020-21	Duquesne	25	60	.417
	2021-22	San Diego State	22	56	.393
	2022-23	NW Florida State College	67	143	.469
	Totals		114	259	.440
Denver Jones	2020-21	Garden City CC	36	90	.400
	2021-22	FIU	49	142	.345
	2022-23	FIU	58	158	.367
	Totals		143	390	.367
Chaney Johnson	2020-21	UAH	11	28	.393
	2021-22	UAH	32	69	.464
	2022-23	UAH	24	83	.289
	Totals		67	180	.372
Combined Totals			324	829	.391

MR. DOUBLE-DOUBLE

» Junior big man Johni Broome recorded his sixth double-double of the season with 24 points and 12 rebounds against Penn, which tied him with Florida's Tyrese Samuel for the most double-doubles in the SEC. Broome also made a career-high three 3-pointers on four attempts against the Quakers.

» Broome has recorded 52 career double-doubles (16 of those at Auburn). His 30-point, 13-rebound outing versus Virginia Tech on Nov. 29, was the first 30-point/10-rebound game by an Auburn player since Mustapha Heron had 31 points and 10 rebounds vs. Winthrop on Nov. 24, 2017. He was one of 20 NCAA Division I players to record a double-double in each of his team's first two games this season.

» Broome had his streak of double-figure scoring games snapped at 16 against Indiana. He is fourth in the SEC averaging 8.7 rebounds per game and 10th in scoring at 15.8 points per game. Broome is the only player in the league averaging at least 15.0 points and 8.0 rebounds per contest. He is also fourth in the SEC with a 56.4 field-goal percentage, second in blocks (2.0), second in defensive rebounds (6.08) and sixth in offensive rebounds (2.62) per game.

JOHNI BROOME'S CAREER DOUBLE-DOUBLES BY SEASON

2020-21: 13*

2021-22: 23*

2022-23: 10

2023-24: 6

*at Morehead State

ACTIVE NCAA DIVISION I CAREER DOUBLE-DOUBLE LEADERS

Player	School	Double-Doubles	Games Played
Armando Bacot	North Carolina	74	145
Norchad Omier	Miami (Fla.)	57	101
Fardaws Aimaq	California	53	107
Enrique Freeman	Akron	53	110
Johni Broome	Auburn	52	110

30-point games in the SEC this season

Date	Player	School	Points	Opponent
11/29	Dalton Knecht	Tennessee	37	North Carolina
12/9	Mark Sears	Alabama	35	Purdue
11/24	Wade Taylor IV	Texas A&M	35	Florida Atlantic
11/24	Tramon Mark	Arkansas	34	North Carolina
12/16	Wade Taylor	Texas A&M	34	Houston
12/16	Jordan Wright	LSU	33	Texas
12/30	Keyon Menifield	Arkansas	32	UNCW
12/21	Antonio Reeves	Kentucky	30	Louisville
11/29	Johni Broome	Auburn	30	Virginia Tech

30-point/10-rebound/3-block games in NCAA Division I this season

Date	Player	School	Points/Rebounds/Blocks	Opponent
11/10	Isaiah Cozart	Eastern Kentucky	33/14/4	Wilberforce
11/6	Quinten Post	Boston College	31/11/4	Fairfield
11/14	Great Osobor	Utah State	31/10/3	Southern Utah
11/29	Johni Broome	Auburn	30/13/3	Virginia Tech
12/1	Zach Edey	Purdue	35/14/3	Northwestern
12/9	Tymu Chenery	Binghamton	31/12/4	Le Moyne
12/19	Jalyn McCreary	Mercer	30/12/3	Queens (N.C.)

PEARL AMONG THE BEST OF THE BEST

» Bruce Pearl ranks No. 13 among active NCAA Division I coaches in career wins (646), third among active SEC men's basketball coaches. He also ranks No. 19 among active NCAA All-Division coaches in career wins (646) and No. 8 all-time among winningest SEC coaches with 329 career wins (UT and AU combined).

MOST OVERALL COLLEGIATE HEAD COACHING WINS AMONG ACTIVE SEC COACHES

Coach	School	Wins
John Calipari	Kentucky	800
Rick Barnes	Tennessee	789
Bruce Pearl	Auburn	646
Buzz Williams	Texas A&M	336
Mike White	Florida	269

PLAYER NOTES

0

K.D. JOHNSON

	GP-GS	PPG	RPG	FG%	FT%
2023-24	13-0	7.6	1.9	.427	.793
Career	96-31	10.7	2.4	.395	.693

Sr. | G | 6-0 | 190 | Atlanta, Ga. | Georgia

- Averaging 7.6 ppg off the bench. • For the first time of his career at Auburn, led Tigers in plus-minus (+21) vs. Penn (11 points, 5 rebs, 4 assists in 23 min).
- Team's Sixth Man last season averaging 8.9 points per game off the bench.

Career Highs

Pts	27
Reb	8
Ast	7
Stl	5 (2x)
Min	37

1

ADEN HOLLOWAY

	GP-GS	PPG	RPG	FG%	FT%
2023-24	13-11	10.5	1.3	.341	.793
Career	13-11	10.5	1.3	.341	.793

Fr. | G | 6-1 | 178 | Charlotte, N.C. | Prolific Prep

- Dished out a season-high tying 6 assists with one turnover vs. Penn.
- Has scored in double figures on six occasions. • Boasts a 3.92 assist-to-turnover ratio (51-13). • Auburn's sixth-ever McDonald's HS All-American.

Career Highs

Pts	24
Reb	4
Ast	6 (3x)
Stl	3
Min	26 (2x)

2

JAYLIN WILLIAMS

	GP-GS	PPG	RPG	FG%	FT%
2023-24	13-13	11.5	4.9	.583	.781
Career	120-73	8.6	3.8	.499	.747

Gr. | F | 6-8 | 245 | Nahunta, Ga. | Brantley County HS

- Playing some of his best basketball with three 20-point games in the last 6 games. • One of five 1,000-career point scorers on this year's squad (1,032).
- Winningest player in program history (98 career wins & counting).

Career Highs

Pts	24 (2x)
Reb	11 (2x)
Ast	8
Stl	4
Min	37

3

TRE DONALDSON

	GP-GS	PPG	RPG	FG%	FT%
2023-24	13-3	7.5	2.5	.500	.857
Career	45-3	4.0	1.8	.442	.676

So. | G | 6-3 | 210 | Tallahassee, Fla. | Florida St. Univ. School

- Played 21 minutes vs. Penn with 6 points, 4 rebounds, 3 assists, 0 turnovers.
- Currently boasts a 2.5 assist-to-turnover ratio (45-to-18) as the team's back-up floor general averaging 3.5 apg. • Has made three starts this season.

Career Highs

Pts	15
Reb	7
Ast	7
Stl	4
Min	29

4

JOHNI BROOME

	GP-GS	PPG	RPG	FG%	FT%
2023-24	13-12	15.8	8.7	.564	.563
Career	110-106	15.1	9.3	.551	.598

Jr. | F/C | 6-10 | 240 | Plant City, Fla. | Morehead State

- Preseason All-SEC First Team selection and John R. Wooden and Naismith POTY Award candidate. • On a four-game double-digit scoring streak with game-high 24 pts, 12 rebs & 3 blocks vs. Penn (52nd career double-double).

Career Highs

Pts	32
Reb	18 (2x)
Ast	5 (3x)
Stl	4
Min	37

5

CHRIS MOORE

	GP-GS	PPG	RPG	FG%	FT%
2023-24	13-13	3.5	1.8	.484	.789
Career	94-29	2.8	1.9	.497	.693

Sr. | F | 6-6 | 220 | West Memphis, Ark. | West Memphis HS

- Returns home to the state of Arkansas this weekend. • Dished out a career-best five assists vs. Chattanooga. • Had surgery this summer on his right shoulder.
- Major vocal presence on the team in the locker room and on the floor.

Career Highs

Pts	16
Reb	7
Ast	5
Stl	3 (2x)
Min	25 (2x)

10

CHAD BAKER-MAZARA

	GP-GS	PPG	RPG	FG%	FT%
2023-24	13-0	9.2	3.2	.443	.881
Career	59-13	7.8	2.5	.431	.870

Jr. | G/F | 6-7 | 180 | Santo Domingo, DR | NW Florida State College

- One of the Top 100 JUCO transfers in the country (No. 13).
- Fourth on the team in scoring (9.2 ppg) and rebounding (3.2 rpg).
- Turned in 6th double-figure game of season w/ season-high 16 pts vs. Penn.

Career Highs

Pts	23
Reb	7
Ast	6
Stl	3 (5x)
Min	34

12

DENVER JONES

	GP-GS	PPG	RPG	FG%	FT%
2023-24	13-12	8.0	2.5	.395	.933
Career	72-47	14.7	3.5	.435	.874

Jr. | G | 6-4 | 205 | New Market, Ala. | FIU

- Knocked down 12 points with two 3s vs. Penn. • Ranked No. 25 nationally last season averaging 20.1 points per game at FIU. • 2023 All-Conference USA First Team performer. • Rated No. 26 transfer in the country by 247Sports.

Career Highs

Pts	30
Reb	13
Ast	6 (3x)
Stl	4 (6x)
Min	47

20

CARTER SOBERA

	GP-GS	PPG	RPG	FG%	FT%
2023-24	8-0	0.0	0.1	.000	.000
Career	15-0	0.2	0.3	.500	.333

Sr. | G | 6-5 | 210 | Birmingham, Ala. | Mountain Brook HS

- Two-Time SEC Academic Honor Roll and NABC Honors Court student.
- Walk-on who played high school basketball w/ AU teammate Lior Berman.
- Scored team's 100th point in Tigers' 102-66 exhibition victory over AUM.

Career Highs

Pts	3
Reb	2
Ast	1
Stl	1
Min	2 (3x)

23

ADDARIN SCOTT

	GP-GS	PPG	RPG	FG%	FT%
2023-24	8-0	0.3	0.5	.000	1.000
Career	8-0	0.3	0.5	.000	1.000

Jr. | F | 6-9 | 207 | Dallas, Texas | Navarro College

- Goes by the nickname, AD. • One of the Top 100 JUCO transfers in the country (No. 54). • Has played in eight games this season as a reserve.
- Brought down a career-high tying two rebounds vs. Chattanooga.

Career Highs

Pts	2
Reb	2 (2x)
Ast	1
Stl	1
Min	2 (2x)

24

LIOR BERMAN

	GP-GS	PPG	RPG	FG%	FT%
2023-24	12-0	1.3	1.3	.357	.500
Career	70-0	1.8	0.9	.388	.533

Gr. | G | 6-4 | 210 | Birmingham, Ala. | Mountain Brook HS

- Played the last four years and worked his way up from walk-on to consistently being in the rotation. • First year on scholarship.
- Graduated summa cum laude w/ a bachelor's degree in industrial design.

Career Highs

Pts	8 (4x)
Reb	4 (2x)
Ast	1 (11x)
Stl	1 (13x)
Min	19

31

CHANEY JOHNSON

	GP-GS	PPG	RPG	FG%	FT%
2023-24	13-0	4.0	4.0	.438	.615
Career	100-66	12.5	5.1	.535	.737

Jr. | F | 6-7 | 220 | Alabaster, Ala. | Alabama-Huntsville

- Filled up the stat sheet with 7 points, 5 rebounds, 2 assists and 3 steals vs. Chattanooga on Dec. 30. • One of the top NCAA Division II players in the country having been named Gulf South Conference POTY in 2022-23.

Career Highs

Pts	35
Reb	12 (2x)
Ast	6
Stl	4
Min	38

44

DYLAN CARDWELL

	GP-GS	PPG	RPG	FG%	FT%
2023-24	13-1	5.3	4.1	.683	.650
Career	106-2	3.7	3.5	.710	.500

Sr. | C | 6-11 | 255 | Augusta, Ga. | McEachern HS

- Graduated magna cum laude from AU's Harbert College of Business.
- Recorded a career-high 11 points along with 5 rebounds, 2 assists, 3 steals and 2 blocked shots vs. USC. • Interned this summer with Athletes for Israel and was the team host for Kansas State and Arizona on both teams' foreign tour to Israel and UAE. • With teammate Johni Broome, one of the most formidable front-court duos in the SEC and in the country – a complete unit.

Career Highs

Pts	11
Reb	10
Ast	4
Stl	4
Min	29

TV/RADIO ROSTER CHART



K.D. JOHNSON
G • 6-0 • 190 • Sr.
Atlanta, Ga.



ADEN HOLLOWAY
G • 6-1 • 178 • Fr.
Charlotte, N.C.



JAYLIN WILLIAMS
F • 6-8 • 245 • Gr.
Nahunta, Ga.



TRE DONALDSON
G • 6-3 • 200 • So.
Tallahassee, Fla.



JOHNI BROOME
F/C • 6-10 • 240 • Jr.
Plant City, Fla.




CHRIS MOORE
F • 6-6 • 220 • Sr.
West Memphis, Ark.



CHAD BAKER-MAZARA
G/F • 6-7 • 180 • Jr.
Santo Domingo, D.R.



DENVER JONES
G • 6-4 • 205 • Jr.
New Market, Ala.




CJ WILLIAMS
G • 6-2 • 175 • So.
Fayetteville, Ark.



PRESLEY PATTERSON
G • 5-11 • 180 • So.
Knoxville, Tenn.



CARTER SOBERA
G • 6-5 • 210 • Sr.
Birmingham, Ala.



BLAKE MUSCHALEK
G • 6-3 • 178 • Fr.
Dallas, Texas



REED TRAPP
G • 6-6 • 188 • So.
Muscle Shoals, Ala.



ADDARIN SCOTT
F • 6-9 • 207 • Jr.
Dallas, Texas



LIOR BERMAN
G • 6-4 • 210 • Gr.
Birmingham, Ala.



CHANAY JOHNSON
F • 6-7 • 220 • Jr.
Alabaster, Ala.



LUCAS CLANTON
G • 6-1 • 175 • Fr.
Shelbyville, Tenn.



HASTON ALEXANDER
C • 6-10 • 255 • So.
Tuscumbia, Ala.



DYLAN CARDWELL
C • 6-11 • 255 • Sr.
Augusta, Ga.



JALEN HARPER
G • 6-2 • 165 • Gr.
Mableton, Ga.

No.	Name	Pos.	Ht.	Wt.	Cl.	Hometown (Last School)
0	K.D. Johnson	G	6-0	190	Sr.	Atlanta, Ga. (Georgia)
1	Aden Holloway	G	6-1	178	Fr.	Charlotte, N.C. (Prolific Prep)
2	Jaylin Williams	F	6-8	245	Gr.	Nahunta, Ga. (Brantley County HS)
3	Tre Donaldson	G	6-3	200	So.	Tallahassee, Fla. (Florida State Univ. School)
4	Johni Broome	F	6-10	240	Jr.	Plant City, Fla. (Morehead State)
5	Chris Moore	F	6-6	220	Sr.	West Memphis, Ark. (West Memphis HS)
10	Chad Baker-Mazara	G/F	6-7	180	Jr.	Santo Domingo, Dominican Republic (NW Florida State)
12	Denver Jones	G	6-4	205	Jr.	New Market, Ala. (FIU)
13	CJ Williams	G	6-2	175	So.	Fayetteville, Ark. (Fayetteville HS)
14	Presley Patterson	G	5-11	180	So.	Knoxville, Tenn. (Knoxville Catholic HS)
20	Carter Sobera	G	6-5	210	Sr.	Birmingham, Ala. (Mountain Brook HS)
21	Blake Muschalek	G	6-3	178	Fr.	Dallas, Texas (Trinity Christian Academy)
22	Reed Trapp	G	6-6	188	So.	Muscle Shoals, Ala. (Birmingham-Southern College)
23	Addarin Scott	F	6-9	207	Jr.	Dallas, Texas (Navarro College)
24	Lior Berman	G	6-4	210	Gr.	Birmingham, Ala. (Mountain Brook HS)
31	Chaney Johnson	F	6-7	220	Jr.	Alabaster, Ala. (UAH)
33	Lucas Clanton	G	6-1	175	Fr.	Shelbyville, Tenn. (Cascade HS)
42	Haston Alexander	C	6-10	255	So.	Tuscumbia, Ala. (Covenant Christian School)
44	Dylan Cardwell	C	6-11	255	Sr.	Augusta, Ga. (McEachern HS)
55	Jalen Harper	G	6-2	165	Gr.	Mableton, Ga. (Shelton State CC)

Head Coach: Bruce Pearl (Boston College '82) – 10th Season

Associate Head Coach: Steven Pearl (Tennessee '10) – 10th Season

Assistant Coach: Ira Bowman (Penn '96) – Sixth Season

Assistant Coach: Corey Williams (Oklahoma State '02) – First Season

Assistant Coach: Chad Prewett (Troy State '94) – 10th Season

Assistant Coach/Offensive Coordinator: Mike Burgomaster (Miami '16) – Eighth Season

Director of Player Development: Marquis Daniels (Auburn '03) – Sixth Season

Director of Scouting and Recruiting: Ian Borders (Louisville '07) – Sixth Season

Director of Sports Performance: Damon Davis (Western Illinois '03) – 15th Season

Senior Athletic Trainer: Clark Pearson (Kentucky '96) – 15th Season

Executive Assistant to the Head Coach: Bridget Graba – 13th Season

Director of Operations: Maddux Jeffreys (Auburn '20) – Second Season

Director of Creative Content: Steven Leonard (Indiana '17) – Second Season

Chaplain: Jeremy Napier (West Virginia State '07) – Second Season

Graduate Assistant: Geoff Gray (Emerson College '19) – Second Season

Graduate Assistant: Bryant Smith – Second Season

PRONUNCIATION GUIDE

HASTON Alexander	HAY-stun
Chad Baker-MAZARA	MUH-ZARR-UH (like car)
LIOR Berman	LEE-oar
JOHNI Broome	JUH-nye (like dye)
ADEN Holloway	AY-den
Blake MUSCHALEK	MOO-SHUH-lek
ADDARIN Scott	UH-Dare-IN
JAYLIN Williams	JAY-lyn

WEEKLY SCHEDULE

SUNDAY December 31	MONDAY January 1	TUESDAY January 2	WEDNESDAY January 3	THURSDAY January 4	FRIDAY January 5	SATURDAY January 6
Practice at 1 p.m. (practice gym)	BP Weekly Press Conference at 11 a.m. Practice at 1 p.m. (main floor)	Game Day vs. Penn 8 p.m. CT (Neville Arena)	OFF	BP Weekly Press Conference at 11 a.m. Practice at 12:30 p.m. (PG)	Practice at 9 a.m. (practice gym). Team Travel to Arkansas	Game Day at Arkansas 1 p.m. CT (Bud Walton Arena)

HEAD COACH BRUCE PEARL



Auburn Head Coach Bruce Pearl is in his 10th season on The Plains.

He has guided the Tigers to 184 wins in 10 seasons, the program's first-ever No. 1 ranking in both national polls and a memorable run to the NCAA Final Four in 2019.

The three-time SEC Coach of the Year's accomplishments also include two Southeastern Conference regular-

season championships, one SEC Tournament championship and four NCAA Tournament berths with the Tigers.

Pearl currently ranks No. 13 among active NCAA Division I coaches in career wins (646) and No. 8 all-time among winningest SEC coaches with 329 career victories at Auburn and Tennessee combined.

During the 2022-23 season, the Tigers continued to make history finishing the season with a 21-13 overall record – the 11th-most wins in program history. Auburn has now turned in 20-win seasons in five of the last six years and is the second-winningest program in the SEC in that span.

Auburn was ranked a program-best 32-consecutive weeks in The Associated Press Top 25 Poll and as high as No. 11 in the country during the season. It was one of 10 schools to be ranked in the AP Top 25 throughout the 2022 calendar year.

For the third-consecutive school year, the Tigers achieved a team GPA of 3.0 or higher and received the NABC Academic Excellence Award under Pearl.

Six Tigers have been drafted into the NBA and developed by Pearl and his coaching staff including All-Americans Jabari Smith (No. 3 overall in 2022) and Walker Kessler selected (No. 22 overall in 2022). Both are currently playing in the league along with Chuma Okeke (No. 16 overall in 2019), Isaac Okoro (No. 5 overall in 2020), JT Thor (No. 37 overall in 2021) and Sharife Cooper (No. 48 overall in 2021).

Pearl's teams have been just as successful off the court as Auburn has had 39 graduates since 2014 – the most in the SEC.

In 29 seasons as a head coach, he has guided his teams to the NCAA Tournament 21 times and a 646-258 (.715) winning record.

Pearl is the only head coach (football or men's basketball) in SEC history to lead two programs to a No. 1 national ranking (Auburn in 2022 and UT in 2008). Additionally, he is just one of three head coaches to take four programs (three at the Division I level) to the Sweet 16, joining Lon Kruger and Eddie Sutton.

Through the Bruce Pearl Family Foundation, he and his wife, Brandy, remain committed to giving back to those in Alabama, providing support to children and families facing challenging and life-altering illnesses through Children's Harbor.

In 2015-16, Pearl started AURLIVE at Auburn to benefit patients in the state of Alabama in the fight against cancer. AURLIVE also raises the awareness of cancer prevention and detection.

A native of Boston, Mass., Pearl graduated cum laude from Boston College in 1982 with a bachelor's degree in business administration. He is the proud father of four children, Jacqui, Steven, Leah and Michael, and enjoys spending time with his grandchildren.

CAREER HONORS

- Three-Time SEC Coach of the Year (2006, 2008 and 2022)
- Three-Time Horizon League Coach of the Year (2002, 2003 and 2005)
- Two-Time GLVC Coach of the Year (1993 and 1994)
- 2019 NCAA Final Four appearance
- 2009 Maccabi Games Gold Medalist (Team USA)
- 2008 Adolph Rupp Cup Award recipient
- 2006 Sporting News Coach of the Year
- 1995 NABC Division II Coach of the Year
- 1995 NCAA Division II National Championship

HEAD COACHING RECORD			
Year	School	Record	Postseason
1992-93	Southern Indiana	22-7	NCAA Region 3rd Place
1993-94	Southern Indiana	28-4	NCAA Runner-Up
1994-95	Southern Indiana	29-4	NCAA Champions
1995-96	Southern Indiana	25-4	NCAA Sweet 16
1996-97	Southern Indiana	23-5	NCAA First Round
1997-98	Southern Indiana	27-6	NCAA Sweet 16
1998-99	Southern Indiana	26-6	NCAA Sweet 16
1999-00	Southern Indiana	25-6	NCAA Sweet 16
2000-01	Southern Indiana	26-4	NCAA First Round
Total		231-46	
2001-02	Milwaukee	16-13	-
2002-03	Milwaukee	24-8	NCAA First Round
2003-04	Milwaukee	20-11	NIT First Round
2004-05	Milwaukee	26-6	NCAA Sweet 16
Total		86-38	
2005-06	Tennessee	22-8	NCAA Second Round
2006-07	Tennessee	24-11	NCAA Sweet 16
2007-08	Tennessee	31-5	NCAA Sweet 16
2008-09	Tennessee	21-13	NCAA First Round
2009-10	Tennessee	28-9	NCAA Elite Eight
2010-11	Tennessee	19-15	-
Total		145-61	
2014-15	Auburn	15-20	-
2015-16	Auburn	11-20	-
2016-17	Auburn	6-14 #	-
2017-18	Auburn	26-8	NCAA Second Round
2018-19	Auburn	30-10	NCAA Final Four
2019-20	Auburn	25-6	(Canceled)
2020-21	Auburn	13-14	
2021-22	Auburn	26-6 %	NCAA Second Round
2022-23	Auburn	21-13	NCAA Second Round
2023-24	Auburn	11-2	
Total		184-113	
Career		646-258 (.715)	

Denotes vacated games by the NCAA during the 2016-17 season
 % Two wins credited to assistant coaches/then-acting head coaches Wes Flanigan and Steven Pearl during the 2021-22 season

TOP PERFORMANCES UNDER PEARL AT AUBURN

MOST POINTS TEAM

- 119, vs. Northwestern State (Nov. 27, 2015)
119, vs. Winthrop (Nov. 24, 2017)
- 117, vs. Coastal Carolina (Dec. 15, 2016)
- 116, vs. CSUN (Nov. 15, 2019)
- 109, vs. UConn (Nov. 24, 2021)
- 109, at South Carolina (Jan. 23, 2021)

MOST POINTS INDIVIDUAL

- 34, Bryce Brown vs. Dayton (Dec. 8, 2018)
- 33, Samir Doughty vs. CSUN (Nov. 15, 2019)
- 32, Samir Doughty at Tennessee (Mar. 7, 2020)
- 31, Jabari Smith vs. Vanderbilt (Feb. 16, 2022)
- 31, Bryce Brown vs. Norfolk State (Nov. 10, 2017)
- 31, Mustapha Heron vs. Winthrop (Nov. 24, 2017)
- 31, Jared Harper at UAB (Dec. 15, 2018)
- 30, Johni Broome vs. Virginia Tech (Nov. 29, 2023)**

MOST REBOUNDS TEAM

- 66, vs. Mississippi College (Nov. 14, 2018)
- 60, at Arkansas [OT] (Feb. 8, 2022)
- 60, vs. Alabama (Feb. 12, 2020)
- 56, vs. Saint Joseph's (Nov. 26, 2020)
- 53, vs. Winthrop (Nov. 15, 2022)

MOST REBOUNDS INDIVIDUAL

- 19, Walker Kessler at Arkansas [OT] (Feb. 8, 2022)
- 19, Cinmeon Bowers at Middle Tennessee (Dec. 12, 2015)
- 18, Johni Broome vs. Georgia (Feb. 1, 2023)
- 18, Cinmeon Bowers vs. Alabama (Jan. 19, 2016)
- 18, Cinmeon Bowers vs. Ole Miss (Feb. 20, 2016)
- 17, Cinmeon Bowers vs. Milwaukee (Nov. 14, 2014)
- 17, Cinmeon Bowers vs. Winthrop (Dec. 17, 2014)
- 17, Cinmeon Bowers vs. Mississippi State (Jan. 21, 2015)
- 17, Horace Spencer vs. Mississippi College (Nov. 14, 2018)
- 17, Austin Wiley vs. Alabama (Feb. 12, 2020)

MOST 3-POINTERS TEAM

- 22, vs. South Alabama (Dec. 4, 2020)
- 21, vs. Coastal Carolina (Dec. 15, 2016)
- 18, vs. South Alabama (Nov. 6, 2018)
- 18, vs. LSU (Feb. 8, 2020)
- 17, vs. Northwestern State (Nov. 27, 2015)
- 17, vs. Vanderbilt (Feb. 3, 2018)
- 17, vs. Arkansas (Feb. 20, 2019)
- 17, vs. North Carolina (Mar. 29, 2019)
- 17, vs. CSUN (Nov. 15, 2019)

MOST 3-POINTERS INDIVIDUAL

- 9, Bryce Brown at Arkansas (Feb. 17, 2016)
- 8, Kareem Canty at Middle Tennessee (Dec. 12, 2015)
- 8, Bryce Brown vs. South Carolina (Mar. 3, 2018)
- 8, Samir Doughty at Tennessee (Mar. 7, 2020)
- 7, Jabari Smith vs. Vanderbilt (Feb. 16, 2022)
- 7, KT Harrell vs. Coastal Carolina (Dec. 5, 2014)
- 7, Bryce Brown at Ole Miss (Jan. 9, 2019)
- 7, Bryce Brown vs. Kansas (Mar. 23, 2019)
- 7, Justin Powell vs. South Alabama (Dec. 4, 2020)

MOST FT MADE TEAM

- 36, vs. Missouri (Jan. 26, 2021)
- 33, vs. UConn (Nov. 24, 2021)
- 33, vs. Kentucky (Feb. 1, 2020)
- 31, vs. Arkansas (Feb. 10, 2015)
- 31, at Arkansas - Feb. 27, 2018)

MOST FT MADE INDIVIDUAL

- 18, Sharife Cooper vs. Missouri (Jan. 26, 2021)
- 15, KT Harrell vs. Georgia (Mar. 3, 2015)
- 15, Jared Harper at UAB (Dec. 15, 2018)
- 14, Jared Harper vs. Ole Miss (Jan. 7, 2017)
- 14, Samir Doughty vs. Kentucky (Feb. 1, 2020)
- 12, Jabari Smith vs. UConn (Nov. 24, 2001)
- 12, Desean Murray vs. Ole Miss (Jan. 9, 2018)
- 12, Jared Harper vs. South Carolina (Mar. 15, 2019)

MOST FT ATTEMPTED TEAM

- 46, at Missouri (Feb. 15, 2020)
- 44, vs. Kentucky (Feb. 1, 2020)
- 44, vs. Missouri (Jan. 26, 2021)
- 43, vs. Saint Joseph's (Nov. 26, 2020)
- 42, vs. Eastern Kentucky (Nov. 17, 2016)
- 42, vs. Alabama (Jan. 21, 2017)

MOST FT ATTEMPTED INDIVIDUAL

- 21, Sharife Cooper vs. Missouri (Jan. 26, 2021)
- 18, Cinmeon Bowers vs. Missouri (Jan. 10, 2015)
- 18, KT Harrell vs. LSU (Mar. 13, 2015)
- 18, Austin Wiley vs. Alabama (Jan. 21, 2017)
- 17, Jared Harper vs. Ole Miss (Jan. 7, 2017)
- 16, Johni Broome vs. Houston (March 18, 2023)
- 16, K.D. Johnson vs. UConn (Nov. 24, 2021)
- 16, Cinmeon Bowers vs. LSU (Feb. 2, 2016)
- 16, Jared Harper at UAB (Dec. 15, 2018)

MOST ASSISTS TEAM

- 27, vs. CSUN (Nov. 15, 2019)
- 26, vs. Nebraska (Dec. 11, 2021)
- 25, vs. Indiana (Dec. 9, 2023)**
- 25, vs. Saint Peter's (Nov. 28, 2018)
- 24, vs. South Alabama (Nov. 6, 2018)
- 24, vs. South Alabama (Dec. 4, 2020)

MOST ASSISTS INDIVIDUAL

- 16, J'Von McCormick vs. CSUN (Nov. 15, 2019)
- 14, Jared Harper vs. Vanderbilt (Feb. 3, 2018)
- 13, Jared Harper vs. South Alabama (Nov. 6, 2018)
- 13, Jared Harper vs. North Carolina (Mar. 29, 2019)
- 12, Wendell Green Jr. at South Carolina (Jan. 21, 2023)

MOST STEALS TEAM

- 20, vs. North Florida (Dec. 29, 2018)
- 18, vs. Tennessee (Feb. 22, 2020)
- 16, vs. Nebraska (Dec. 11, 2021)
- 16, vs. Saint Peter's (Nov. 28, 2018)
- 14 vs. Texas Southern (Nov. 18, 2022)
- 14 vs. George Mason (Nov. 7, 2022)
- 14, vs. Georgia (Jan. 20, 2018)
- 14, vs. Alabama (Feb. 21, 2018)
- 14, vs. Mississippi College (Nov. 14, 2018)
- 14, vs. Florida (Mar. 16, 2019)
- 14, vs. Tennessee (Mar. 17, 2019)
- 14, vs. New Mexico (Nov. 25, 2019)

MOST STEALS INDIVIDUAL

- 5, Wendell Green Jr. at Mississippi State (March 2, 2022)
- 5, Walker Kessler vs. Nebraska (Dec. 11, 2021)
- 5, Zep Jasper vs. Nebraska (Dec. 11, 2021)
- 5, K.D. Johnson vs. Syracuse (Nov. 26, 2021)
- 5, K.D. Johnson vs. UConn (Nov. 24, 2021)
- 5, K.C. Ross-Miller vs. Oregon State (Nov. 26, 2014)
- 5, K.C. Ross-Miller vs. Middle Tennessee (Dec. 29, 2014)
- 5, Antoine Mason at LSU (Feb. 5, 2015)
- 5, Malik Dunbar vs. UNC Asheville (Dec. 4, 2018)
- 5, Chuma Okeke vs. Murray State (Dec. 22, 2018)
- 5, Chuma Okeke vs. North Florida (Dec. 29, 2018)
- 5, J'Von McCormick vs. Tennessee (Feb. 22, 2020)

MOST BLOCKS TEAM

- 14, vs. Texas A&M (Feb. 12, 2022)
- 14, vs. Yale (Dec. 4, 2021)
- 14, vs. LSU (Dec. 29, 2021)
- 14, at Georgia (Jan. 13, 2021)
- 14, vs. Missouri (Jan. 26, 2021)

MOST BLOCKS INDIVIDUAL

- 12, Walker Kessler vs. Texas A&M (Feb. 12, 2022)
- 11, Walker Kessler vs. LSU (Dec. 29, 2021)
- 9, Walker Kessler vs. Jacksonville State (Mar. 18, 2022)
- 8, Johni Broome vs. Saint Louis (Nov. 27, 2022)
- 8, Walker Kessler vs. Ole Miss (Feb. 23, 2022)
- 8, Walker Kessler vs. Alabama (Feb. 1, 2022)

ASSOCIATED PRESS POLL

RK	TEAM	RECORD	PTS
1	Purdue (49)	12-1	1561
2	Kansas (5)	12-1	1497
3	Houston (9)	13-0	1477
4	UConn	11-2	1302
5	Tennessee	9-3	1234
6	Kentucky	10-2	1196
7	Marquette	11-3	1137
8	North Carolina	9-3	1088
9	Illinois	10-2	980
10	Arizona	10-3	975
11	Oklahoma	12-1	898
12	BYU	12-1	723
13	Colorado State	12-1	694
14	Duke	9-3	662
15	Memphis	11-2	631
16	Clemson	11-1	630
17	Florida Atlantic	10-3	603
18	Baylor	10-2	589
19	James Madison	13-0	469
20	Texas	10-2	374
21	Wisconsin	9-3	355
22	Ole Miss	13-0	329
23	Providence	11-2	198
24	Gonzaga	9-4	173
25	Auburn	10-2	168

Others receiving votes: San Diego State 113, Creighton 106, Colorado 86, Utah 82, Miami 41, Iowa State 22, Michigan State 15, Nevada 13, Texas A&M 13, Ohio State 8, New Mexico 6, Grand Canyon 5, Dayton 5, South Carolina 4, Mississippi State 4, Alabama 3, Villanova 3, Northwestern 3

COACHES POLL

RK	TEAM	RECORD	PTS
1	Purdue (23)	12-1	789
2	Kansas (1)	12-1	758
3	Houston (8)	13-0	757
4	UConn	11-2	674
5	Tennessee	9-3	642
6	Kentucky	10-2	594
7	Marquette	11-3	580
8	Illinois	10-2	527
9	North Carolina	9-3	501
10	Arizona	10-3	495
11	Oklahoma	12-1	426
12	BYU	12-1	421
13	Duke	9-3	378
14	Colorado State	12-1	359
15	Memphis	11-2	342
16	Clemson	11-1	338
17	Florida Atlantic	10-3	273
18	Baylor	10-2	265
19	Ole Miss	13-0	198
20	James Madison	13-0	193
21	Wisconsin	9-3	172
22	Texas	11-2	167
23	Providence	11-2	130
24	Auburn	10-2	92
25	Gonzaga	9-4	72

Others receiving votes: Creighton 45, San Diego State 37, Michigan State 26, Utah 25, Colorado 24, Ohio State 19, Iowa State 19, Nevada 15, TCU 14, Grand Canyon 9, Miami 8, Villanova 5, New Mexico 5, Princeton 2, Nebraska 2, Indiana State 1, Texas A&M 1

LAST TIME TEAM

Defeated a ranked team at home _____ vs. #12 Tennessee (3/4/23)
 Defeated a ranked team on the road _____ at #24 Alabama (1/11/22)
 Defeated a ranked team at a neutral site _____ vs. #7 Kentucky (3/31/19)
 Defeated a top-10 team at home _____ vs. #5 Tennessee (3/9/19)
 Defeated a top-10 team on the road _____ at #8 Arkansas (1/23/93)
 Defeated a top-10 team at a neutral site _____ vs. #7 Kentucky (3/31/19)
 Won in overtime _____ at Mississippi State, 81-68 (OT) (3/2/22)
 Lost in overtime _____ at #2 Alabama, 90-85 (OT) (3/1/23)
 Won in double overtime _____ at Ole Miss, 83-82 (2OT) (1/28/20)
 Lost in double overtime _____ vs. #22 UConn, 115-109 (2OT) (11/24/21)
 Played back-to-back overtime games _____ at Arkansas, W 79-76 (OT) (2/5/20)
 _____ vs. LSU, W 91-90 (OT) (2/8/20)
 _____ vs. Alabama, W 95-91 (OT) (2/12/20)
 Played in three-straight overtime games _____ at Arkansas, W 79-76 (OT) (2/5/20)
 _____ vs. LSU, W 91-90 (OT) (2/8/20)
 _____ vs. Alabama, W 95-91 (OT) (2/12/20)
 Played at least three overtimes _____ vs. Georgia (SECT) (4OT) (3/1/79)
 Shot 70% for a half _____ 72.4% (21-29) at Washington (2nd) (12/21/22)
 Shot 70% for a half (SEC) _____ 70.8% (17-24) vs. Vanderbilt (2nd) (2/16/22)
 Shot 60% for a game _____ 61.8% (42-68) vs. Winthrop (11/24/17)
 Shot 60% for a game (SEC) _____ 61.1% (33-54) at Arkansas (2/17/16)
 Shot less than 30% for game _____ 23.6% (13-55) at Tennessee (2/4/23)
 Shot 100% from the FT line _____ 100% (6-6) vs. Long Beach State (12/23/11)
 Shot 60% from 3-point line _____ 60.0% (12-20) at #2 Alabama (3/1/23)
 Shot less than 30% in half _____ 28.6% (10-35) vs. Alabama (2nd) (2/11/23)
 Shot less than 20% in half _____ 16.7% (4-24) vs. #2 Houston (2nd) (3/18/23)
 Shot less than 10% in a half _____ 8.3% (2-24) vs. LSU (1st) (1/8/11)
 Attempted 50 free throws _____ 52 vs. Vanderbilt (2/6/54)
 Attempted 40 free throws _____ 41 vs. #22 UConn (11/24/21)
 Attempted 30 free throws in half _____ 30 vs. #12 Missouri (2nd) (1/26/21)
 Made 30 free throws _____ 33 vs. #22 UConn (11/24/21)
 Made 30 free throws (SEC) _____ 31 vs. Alabama (2/1/22)
Made at least 10 3-point field goals _____ 12 vs. Penn (1/2/24)
 Made at least 15 3-point field goals _____ 15 vs. Arkansas (12/30/20)
 Failed to make 3-point field goal _____ vs. Kentucky (0-15) (1/19/13)
 Had at least 60 rebounds _____ 60 at Arkansas [OT] (2/8/22)
 Had at least 50 rebounds _____ 53 vs. Winthrop (11/15/22)
 Had less than 20 rebounds _____ 19 vs. Arkansas (3/9/23)
Had at least 25 assists _____ 25 vs. Indiana (12/9/23)
Had at least 20 assists _____ 23 vs. Chattanooga (12/30/23)
 Had at least 15 steals _____ 16 vs. Nebraska (12/11/21)
Had at least 10 blocks _____ 10 vs. #17 Baylor (11/7/23)
 Had at least 15 blocks _____ 17 vs. Nicholls State (11/25/11)
 Failed to make a blocked shot _____ 0 at #2 Alabama (3/1/23)
 Had at least 25 lead changes _____ 27 at Arkansas (1/16/13)
Scored 50 points in a half _____ 51 vs. Penn (1/2/24)
 Scored 50 points in a half (SEC) _____ 52 vs. Georgia (2nd) (2/1/23)
 Scored 60 points in a half _____ 66 vs. CSUN (1st) (11/15/19)
 Scored 60 points in a half (SEC) _____ 64 at Tennessee (2nd) (2/15/06)
 Scored 70 points in a half _____ 72 vs. Northwestern State (2nd) (11/27/15)
Scored 100 points _____ 101 vs. Chattanooga (12/30/23)
 Scored 100 points (SEC) _____ 100 vs. Alabama (2/1/22)
 Scored under 20 points in 1st half _____ 19 at Tennessee (2/4/23),
 _____ vs. Northwestern (11/23/22), vs. Clemson (3/18/18)
 Scored under 20 points in 2nd half _____ 14 vs. Tulsa (11/24/14)
 Scored under 10 points in a half _____ 6 vs. LSU (1st) (1/8/11)
 Scored 35 or under points in a game _____ 35 vs. Tulsa (11/24/14)
 Scored under 50 points in game _____ 43 at Tennessee (2/4/23),
 _____ vs. Northwestern (11/23/22)
 Scored under 50 points in game (SEC) _____ 43 at Tennessee (2/4/23)

LAST TIME INDIVIDUAL

Scored at least 30 points	Johni Broome (30) vs. Virginia Tech (11/29/23)
Scored at least 35 points	Toney Douglas (38) vs. Nicholls State (11/24/04)
Scored at least 40 points	Wesley Person (44) vs. UAB (12/16/93)
Had two players with at least 20 points	Jaylin Williams (24) and Aden Holloway (24) vs. Indiana (12/9/23)
Had three players with at least 20 points	Samir Doughty (26), J'Von McCormick (23), Devan Cambridge (21) vs. LSU (2/8/20)
Had two players with 25 points	Bryce Brown (26), Jared Harper (25) vs. Xavier (OT) (11/19/18)
Had two players with 25 points (SEC)	Chris Denson (30), KT Harrell (26) vs. Mississippi State (2/14/14)
Scored 20 points in a half	Jabari Smith (20, 2nd) at Florida (2/19/22)
Scored 20 points in 1st half	Bryce Brown (20) at Texas A&M (1/16/19)
Scored 20 points in 2nd half	Jabari Smith (20, 2nd) at Florida (2/19/22)
Scored 25 points in a half	Bryce Brown (25, 2nd) vs. Kentucky (1/19/19)
A player had back-to-back 20-point games	Jaylin Williams (20) vs. Alabama State (12/22/23); (21) vs. Chattanooga (12/30/23)
A player three consecutive 20-point games	Jabari Smith (27) at Tennessee (2/26/22); (27) at Mississippi State [OT] (3/2/22); (27) vs. South Carolina (3/5/22)
A player had back-to-back 20-point SEC games	Johni Broome (20) vs. Missouri (2/14/23); (20) at Vanderbilt (2/18/23)
A player had back-to-back 25-point SEC games	Jabari Smith (27) at Tennessee (2/26/22); (27) at Mississippi State [OT] (3/2/22)
A player had three straight 25-point SEC games	Chris Denson (29) at LSU (2/8/14); (26) vs. Kentucky (2/12/14); (30) vs. Mississippi State (2/15/14)
A player had four straight 25-point SEC games	Chris Denson (25) at South Carolina (2/5/14); (29) at LSU (2/8/14); (26) vs. Kentucky (2/12/14); (30) vs. Mississippi State (2/15/14)
A player had five straight 25-point SEC games	Keenan Carpenter (44) vs. LSU (1/8/89); (28) vs. Mississippi State (2/11/89); (33) at Florida (2/15/89); (32) at Ole Miss (2/18/89); (29) vs. Kentucky (2/20/89)
A player had back-to-back 20-point games off the bench	Jamal Johnson (21) at Arkansas (12/30/20); (20) at Texas A&M (1/2/21)
Zero players scored in double figures	at Vanderbilt (1/7/12)
Only one player scored in double figures	Jamal Johnson (18) at UCF (11/30/20)
Five players scored in double figures	Jaylin Williams (14), Johni Broome (11), Aden Holloway (15), Denver Jones (12) and Dylan Cardwell (11) vs. USC (12/17/23)
Five players scored in double figures (SEC)	Wendell Green Jr. (23), Jabari Smith (17), Walker Kessler (14), K.D. Johnson (13), Allen Flanigan (10) vs. Alabama (2/1/22)
All five starters scored in double figures	Allen Flanigan (23), Devan Cambridge (15), Jamal Johnson (14), Jaylin Williams (13), JT Thor (10) vs. Tennessee (2/27/21)
Six players scored in double figures	J. Williams (24), A. Holloway (24), K. Johnson (14), D. Jones (12), C. Baker-Mazara (11) and T. Donaldson (10) vs. Indiana (12/9/23)
Six players scored in double figures (SEC)	J. Smith (12), W. Kessler (15), K.D. Johnson (12), A. Flanigan (10), W. Green Jr. (12), J. Williams (13) vs. Georgia (1/19/22)
Had at least 15 rebounds	Johni Broome (18) vs. Georgia (2/1/23)
Had at least 15 rebounds (SEC)	Johni Broome (18) vs. Georgia (2/1/23)
Had at least 20 rebounds	Kelvin Ardister (20) vs. Tennessee (1/4/89)
Had at least 25 rebounds	Rex Frederick (25) at Ole Miss (1/6/58)
Had at least 20 pts & 20 reb	Kelvin Ardister (22 pts, 20 reb) vs. Tennessee (1/4/89)
Had at least 30 pts & 10 reb	Johni Broome (30 pts, 13 reb) vs. Virginia Tech (11/29/23)
Had two players with at least 10 rebounds	Johni Broome (11); Chaney Johnson (11) vs. Southeastern Louisiana (11/10/23)
Had at least three players with 10 rebounds	Korvotney Barber (13), Quantez Robertson (10), Lucas Hargrove (10) at Virginia (12/20/08)
Had a double-double	Johni Broome (24 pts, 12 reb) vs. Penn (1/2/24)
Had a double-double before halftime	Johni Broome (13 pts, 12 reb) vs. Georgia (2/1/23)
Had two straight double-doubles	Johni Broome (16 pts, 11 reb) vs. #17 Baylor (11/7/23); (18 pts, 11 reb) vs. SE Louisiana (11/10/23)
Had three straight double-doubles	Johni Broome (14 pts, 11 reb) vs. Florida (12/28/22); (22 pts, 12 reb) at Georgia (1/4/23); (10 pts, 10 reb) vs. Arkansas (1/7/23)
Had four straight double-doubles	Johni Broome (14 pts, 11 reb) vs. Florida (12/28/22); (22 pts, 12 reb) at Georgia (1/4/23); (10 pts, 10 reb) vs. Arkansas (1/7/23); (19 pts, 11 reb) at Ole Miss (1/10/23)
Had five straight double-doubles	Jeff Moore (26 pts, 11 reb) vs. Ole Miss (3/2/88); (20 pts, 11 reb) at LSU (3/5/88); (22 pts, 11 reb) vs. Georgia (3/11/88); (13 pts, 13 reb) vs. Bradley (3/17/88); (22 pts, 11 reb) vs. Oklahoma (3/19/88)
Had two players with a double-double	Johni Broome (19 pts, 12 reb); Allen Flanigan (10 pts, 10 reb) vs. Iowa (3/16/23)
Had a double-double with points and assists	Wendell Green Jr. (16 pts, 12 ast) at South Carolina (1/21/23)
Had a triple-double	Walker Kessler (12 pts, 11 reb, 12 blks) vs. Texas A&M (2/12/22)
Had 10 assists	Wendell Green Jr. (12) at South Carolina (1/21/23)
Had 15 assists	J'Von McCormick (16) vs. CSUN (11/15/19)
Had two players with at least five blocks	Devan Cambridge (5) and Jaylin Williams (5) at Georgia (1/13/21)
Had 10 blocks	Walker Kessler (11) vs. LSU (12/29/21)
Had five steals	Zep Jasper (5), Walker Kessler (5) vs. Nebraska (12/11/21)
Had five steals (SEC)	J'Von McCormick (5) vs. Tennessee (2/22/20)
Made 30-straight free throws	Wendell Green Jr. (34) (2/22/23-3/16/23)
Hit buzzer-beater shot to win a game	T.J. Dunans vs. Mercer (3-pt FG, 76-74) (12/18/16)
Played more than 40 minutes	Samir Doughty (41) vs. Alabama (OT) (2/12/20)



K.D. JOHNSON
 G | 6-0 | 190 | Sr.
 Atlanta, Ga.
 (Hargrave Military Academy (Va.))



SEASON SUPERLATIVES

Points: 14 vs. Indiana (12/9/23)
Field Goals Made: 5 vs. Indiana (12/9/23)
Field Goals Attempted: 9 vs. Indiana (12/9/23), vs. SE Louisiana (11/10/23)
3-Point Field Goals Made: 3 vs. Alabama State (12/22/23)
3-Point Field Goals Attempted: 5 vs. Alabama State (12/22/23), vs. Southeastern Louisiana (11/10/23)
Free Throws Made: 6 vs. Notre Dame (11/16/23)
Free Throws Attempted: 7 vs. Notre Dame (11/16/23)
Rebounds: 5 vs. Penn (1/2/24)
Assists: 4 vs. Penn (1/2/24)
Blocks: 2 vs. St. Bonaventure (11/17/23)
Steals: 4 vs. UNC Asheville (12/13/23)
Minutes Played: 22 vs. Penn (1/2/24), vs. Notre Dame (11/16/23)
Double-Figure Games: 4
20-Point Games: None
10-Rebound Games: None
5-Steal Games: None
Double-Doubles: None
Dunks: 2

CAREER SUPERLATIVES

Points: 27 vs. UConn (11/24/21)
Field Goals Made: 9 at Tennessee (2/10/21), vs. Auburn (1/13/21)
Field Goals Attempted: 22 at Georgia (2/5/22)
3-Point Field Goals Made: 4 (five times)
3-Point Field Goals Attempted: 9 vs. George Mason (11/7/22)
Free Throws Made: 11 vs. UConn (11/24/21)
Free Throws Attempted: 16 vs. UConn (11/24/21)
Rebounds: 8 at Alabama (1/11/22)
Assists: 7 vs. Jacksonville State (3/18/22)
Blocks: 2 vs. St. Bonaventure (11/17/23), vs. Auburn (1/13/21)
Steals: 5 vs. UConn (11/24/21), vs. Syracuse (11/26/21)
Minutes Played: 37 vs. UConn (11/24/21)
Double-Figure Games: 55
20-Point Games: 9
10-Rebound Games: None
5-Steal Games: 2
Double-Doubles: None
Dunks: 8

CAREER HONORS

- 2022-23 Preseason All-SEC Second Team
- 2020-21 SEC All-Freshman Team
- SEC Freshman of the Week (Jan. 18, 2021)

2023-24 GAME-BY-GAME STATISTICS

Opponent	GS	Min.	FG-A	3FG-A	FT-A	O-D-T	PF	A	TO	BLK	STL	PTS
vs. Baylor	16	3-5	0-1	0-0	0-0-0	4	0	1	0	1	6	
SE Louisiana	19	4-9	2-5	3-3	0-2-2	2	3	0	0	0	13	
vs. Notre Dame	22	1-6	0-2	6-7	0-3-3	2	0	1	0	1	8	
vs. St. Bonaventure	18	4-7	1-4	0-0	0-0-0	2	3	0	2	1	9	
Alabama A&M	11	2-4	1-3	1-2	0-2-2	3	1	1	1	0	6	
Virginia Tech	12	1-6	0-3	0-0	0-2-2	6	0	1	0	1	2	
at App State	8	0-3	0-3	0-0	1-1-2	1	1	0	0	1	0	
vs. Indiana	19	5-9	1-2	3-3	0-2-2	3	3	0	0	1	14	
vs. UNC Asheville	15	2-4	1-2	1-2	0-3-3	2	2	0	0	4	6	
USC	17	2-6	0-2	1-2	1-0-1	3	0	3	0	1	5	
Alabama State	15	3-6	3-5	4-4	1-1-2	1	0	1	0	2	13	
Chattanooga	19	2-4	2-2	0-0	0-1-1	3	1	0	0	0	6	
Penn	22	3-6	1-4	4-6	2-3-5	1	4	0	0	1	11	
at Arkansas												
Texas A&M												
LSU												
at Vanderbilt												
Ole Miss												
at Alabama												
at Mississippi St.												
Vanderbilt												
at Ole Miss												
Alabama												
at Florida												
South Carolina												
Kentucky												
at Georgia												
at Tennessee												
Mississippi State												
at Missouri												
Georgia												


JOHNSON'S CAREER STATISTICS

SEASON	TEAM	GP-GS	MIN/AVG	Field Goals		3-Point		F-Throws		Rebounds				Scoring						
				FG-FGA	FG%	3FG-3FGA	3FG%	FT-FTA	FT%	OFF	DEF	TOT	AVG	PF-FO	A	TO	BLK	STL	PTS	AVG
2020-21	UGa	16-0	362/22.6	68-161	.422	24-62	.387	56-91	.615	11	33	44	2.8	45-0	19	34	3	29	216	13.5
2021-22	AUB	34-31	941/27.7	133-345	.386	45-155	.290	106-147	.721	19	78	97	2.9	87-0	53	62	2	64	417	12.3
2022-23	AUB	33-0	722/21.9	90-236	.381	36-108	.333	77-111	.694	15	48	63	1.9	76-0	43	50	1	36	293	8.9
2023-24	AUB	13-0	217/16.7	32-75	.427	12-38	.316	23-29	.793	5	20	25	1.9	33-1	18	9	3	16	99	7.6
TOTAL FOR AUB	80-31	1880/23.5	255-656	.389	93-301	.309	206-287	.718	39	146	185	2.3	196-1	114	121	6	116	809	10.1	
TOTAL	96-31	2242/23.4	323-817	.395	117-363	.322	262-378	.693	50	179	229	2.4	241-1	133	155	9	145	1025	10.7	

1

ADEN HOLLOWAY

G | 6-1 | 178 | Fr.
Charlotte, N.C.
(Prolific Prep)



SEASON SUPERLATIVES

Points: 24 vs. Indiana (12/9/23)
Field Goals Made: 7 vs. Indiana (12/9/23)
Field Goals Attempted: 15 vs. Baylor (11/7/23)
3-Point Field Goals Made: 5 vs. Indiana (12/9/23)
3-Point Field Goals Attempted: 8 (four times)
Free Throws Made: 5 vs. Indiana (12/9/23), vs. Alabama A&M (11/21/23)
Free Throws Attempted: 7 vs. Alabama A&M (11/21/23)
Rebounds: 4 vs. Chattanooga (12/30/23)
Assists: 6 (three times)
Blocks: 1 vs. Baylor (11/7/23)
Steals: 3 vs. Virginia Tech (11/29/23)
Minutes Played: 26 at Appalachian State (12/3/23), vs. Baylor (11/7/23)
Double-Figure Games: 6
20-Point Games: None
10-Rebound Games: None
10-Assist Games: None
5-Steal Games: None
Double-Doubles: None
Dunks: None

CAREER SUPERLATIVES

Points: 24 vs. Indiana (12/9/23)
Field Goals Made: 7 vs. Indiana (12/9/23)
Field Goals Attempted: 15 vs. Baylor (11/7/23)
3-Point Field Goals Made: 5 vs. Indiana (12/9/23)
3-Point Field Goals Attempted: 8 (four times)
Free Throws Made: 5 vs. Indiana (12/9/23), vs. Alabama A&M (11/21/23)
Free Throws Attempted: 7 vs. Alabama A&M (11/21/23)
Rebounds: 4 vs. Chattanooga (12/30/23)
Assists: 6 (three times)
Blocks: 1 vs. Baylor (11/7/23)
Steals: 3 vs. Virginia Tech (11/29/23)
Minutes Played: 26 at Appalachian State (12/3/23), vs. Baylor (11/7/23)
Double-Figure Games: 6
20-Point Games: None
10-Rebound Games: None
10-Assist Games: None
5-Steal Games: None
Double-Doubles: None
Dunks: None

CAREER HONORS

- Two-Time SEC Freshman of the Week (11/13/23 and 12/11/23)
- 2023 McDonald's High School All-American

2023-24 GAME-BY-GAME STATISTICS

Opponent	GS	Min.	FG-A	3FG-A	FT-A	O-D-T	PF	A	TO	BLK	STL	PTS
vs. Baylor		26	6-15	4-8	3-5	0-3-3	0	6	3	1	0	19
SE Louisiana		22	4-10	3-8	0-0	0-0-0	2	3	0	0	0	11
vs. Notre Dame	*	22	5-9	4-5	1-1	1-0-1	1	5	2	0	0	15
vs. St. Bonaventure	*	24	2-10	2-7	2-2	0-0-0	2	3	2	0	0	8
Alabama A&M	*	22	3-9	2-7	5-7	0-1-1	1	2	0	0	0	13
Virginia Tech	*	22	0-7	0-2	0-0	0-1-1	2	2	1	0	3	0
at App State	*	26	2-10	0-6	4-5	0-0-0	3	2	1	0	0	8
vs. Indiana	*	22	7-11	5-8	5-5	0-1-1	2	2	0	0	0	24
vs. UNC Asheville	*	20	3-11	1-5	0-0	1-1-2	0	5	1	0	0	7
USC	*	23	5-10	4-7	1-2	0-2-2	2	6	0	0	0	15
Alabama State	*	19	2-6	2-6	0-0	0-1-1	1	4	2	0	0	6
Chattanooga	*	21	2-10	2-8	2-2	0-4-4	1	5	0	0	0	8
Penn	*	18	1-5	1-5	0-0	0-1-1	1	6	1	0	1	3
at Arkansas												
Texas A&M												
LSU												
at Vanderbilt												
Ole Miss												
at Alabama												
at Mississippi St.												
Vanderbilt												
at Ole Miss												
Alabama												
at Florida												
South Carolina												
Kentucky												
at Georgia												
at Tennessee												
Mississippi State												
at Missouri												
Georgia												

HOLLOWAY'S CAREER STATISTICS

SEASON	TEAM	GP-GS	MIN/AVG	Field Goals		3-Point		F-Throws		Rebounds				Scoring						
				FG-FGA	FG%	3FG-3FGA	3FG%	FT-FTA	FT%	OFF	DEF	TOT	AVG	PF-FO	A	TO	BLK	STL	PTS	AVG
2023-24	AUB	13-11	290/22.3	42-123	.341	30-82	.366	23-29	.793	2	15	17	1.3	18-0	51	13	1	4	137	10.5
TOTAL		13-11	290/22.3	42-123	.341	30-82	.366	23-29	.793	2	15	17	1.3	18-0	51	13	1	4	137	10.5

2

JAYLIN WILLIAMS

F | 6-8 | 245 | Gr.
Nahunta, Ga.
(Brantley County HS)



SEASON SUPERLATIVES

Points: 24 vs. Indiana (12/9/23)
Field Goals Made: 9 vs. Chattanooga (12/30/23)
Field Goals Attempted: 14 vs. Indiana (12/9/23)
3-Point Field Goals Made: 2 (four times)
3-Point Field Goals Attempted:
 5 vs. Penn (1/2/24), vs. Southeastern Louisiana (11/10/23)
Free Throws Made: 6 vs. Alabama State (12/22/23), vs. Indiana (12/9/23)
Free Throws Attempted: 9 vs. Indiana (12/9/23)
Rebounds: 10 vs. St. Bonaventure (11/17/23)
Assists: 7 vs. Indiana (12/9/23)
Blocks: 2 vs. Notre Dame (11/16/23), vs. Southeastern Louisiana (11/10/23)
Steals: 3 vs. Alabama A&M (11/21/23)
Minutes Played: 29 vs. Indiana (12/9/23)
Double-Figure Games: 7
20-Point Games: 3
10-Rebound Games: 1
5-Steal Games: None
Double-Doubles: 1
Dunks: 14

CAREER SUPERLATIVES

Points: 24 vs. Indiana (12/9/23), at Ole Miss (1/6/21)
Field Goals Made: 9 vs. Chattanooga (12/30/23), vs. Georgia (2/2/21)
Field Goals Attempted: 15 vs. Mississippi State (1/14/23)
3-Point Field Goals Made: 6 at Ole Miss (1/6/21)
3-Point Field Goals Attempted: 10 at Ole Miss (1/6/21)
Free Throws Made: 8 vs. Tennessee (2/27/21)
Free Throws Attempted: 10 vs. Tennessee (2/27/21)
Rebounds: 11 vs. Texas A&M (2/12/22), vs. Saint Joseph's (11/26/20)
Assists: 8 vs. Memphis (12/12/20)
Blocks: 5 at Georgia (1/13/21)
Steals: 4 vs. Texas Southern (11/18/22)
Minutes Played: 37 vs. Saint Joseph's (11/26/20)
Double-Figure Games: 49
20-Point Games: 7
10-Rebound Games: 4
Double-Doubles: 2
Dunks: 59

CAREER HONORS

- SEC Player of the Week (12/11/13)
- 2023 Legends Classic All-Tournament Team
- Three-Time SEC Academic Honor Roll (2020-21, 2021-22 and 2022-23)
- 2022-23 SEC Community Service Team
- 2022 Cancun Challenge Tournament MVP (Riviera Division)
- 2022 Cancun Challenge All-Tournament Team (Riviera Division)

2023-24 GAME-BY-GAME STATISTICS

Opponent	GS	Min.	FG-A	3FG-A	FT-A	O-D-T	PF	A	TO	BLK	STL	PTS
vs. Baylor	*	26	2-6	0-1	0-0	2-4-6	1	1	2	1	0	4
SE Louisiana	*	21	2-7	2-5	3-4	2-1-3	1	2	1	2	1	9
vs. Notre Dame	*	22	5-9	1-3	0-0	1-6-7	0	2	1	2	0	11
vs. St. Bonaventure*		22	4-6	0-1	3-3	3-7-10	2	1	2	0	1	11
Alabama A&M	*	18	3-4	1-2	3-4	1-5-6	0	1	0	1	3	10
Virginia Tech	*	13	1-4	0-1	1-1	2-3-5	4	2	1	0	2	3
at App State	*	22	3-5	0-1	0-1	0-3-3	2	0	1	0	0	6
vs. Indiana	*	29	8-14	2-4	6-9	2-4-6	3	7	0	1	1	24
vs. UNC Asheville	*	18	3-6	0-0	2-2	1-3-4	1	3	2	0	2	8
USC	*	26	6-9	2-4	0-1	0-3-3	2	2	0	0	0	14
Alabama State	*	20	7-10	0-3	6-6	0-3-3	2	1	2	0	1	20
Chattanooga	*	18	9-9	2-2	1-1	3-2-5	0	1	1	0	1	21
Penn	*	28	3-7	2-5	0-0	2-1-3	0	3	1	1	0	8
at Arkansas												
Texas A&M												
LSU												
at Vanderbilt												
Ole Miss												
at Alabama												
at Mississippi St.												
Vanderbilt												
at Ole Miss												
Alabama												
at Florida												
South Carolina												
Kentucky												
at Georgia												
at Tennessee												
Mississippi State												
at Missouri												
Georgia												

WILLIAMS' CAREER STATISTICS

SEASON	TEAM	GP-GS	MIN/AVG	Field Goals		3-Point		F-Throws		Rebounds				Scoring						
				FG-FGA	FG%	3FG-3FGA	3FG%	FT-FTA	FT%	OFF	DEF	TOT	AVG	PF-FO	A	TO	BLK	STL	PTS	AVG
2019-20	AUB	14-0	100/7.1	15-28	.536	1-9	.111	3-3	1.000	8	17	25	1.8	12-0	6	6	5	6	34	2.4
2020-21	AUB	27-27	713/26.4	116-224	.518	32-94	.340	31-49	.633	36	91	127	4.7	66-0	54	49	39	18	295	10.9
2021-22	AUB	33-0	462/14.0	72-151	.477	15-51	.294	27-33	.818	33	55	88	2.7	57-1	27	30	16	8	186	5.6
2022-23	AUB	33-33	918/27.8	136-292	.466	40-113	.354	56-73	.767	41	113	154	4.7	78-2	74	39	25	35	368	11.2
2023-24	AUB	13-13	285/21.9	56-96	.583	12-32	.375	25-32	.781	19	45	64	4.9	18-0	26	14	8	12	149	11.5
TOTAL		120-73	2478/20.7	395-791	.499	100-299	.334	142-190	.747	137	321	458	3.8	231-3	187	138	93	79	1032	8.6

3

TRE DONALDSON
 G | 6-3 | 200 | So.
 Tallahassee, Fla.
 (Florida State Univ. School)



SEASON SUPERLATIVES

Points: 15 vs. UNC Asheville (12/13/23)
Field Goals Made: 6 vs. UNC Asheville (12/13/23)
FG Attempted: 12 at Appalachian State (12/3/23)
3-Point Field Goals Made: 2 (four times)
3-Point Field Goals Attempted:
 5 vs. Penn (1/2/24), at Appalachian State (12/3/23)
Free Throws Made: 4 vs. Chattanooga (12/30/23)
Free Throws Attempted:
 4 vs. Chattanooga (12/30/23), vs. UNC Asheville (12/13/23)
Rebounds: 7 vs. Indiana (12/9/23)
Assists: 5 (three times)
Blocks: None
Steals: 2 vs. USC (12/17/23), vs. Indiana (12/9/23)
Minutes Played: 23 at Appalachian State (12/3/23)
Double-Figure Games: 4
20-Point Games: None
10-Rebound Games: None
5-Steal Games: None
Double-Doubles: None
Dunks: None

CAREER SUPERLATIVES

Points: 15 vs. UNC Asheville (12/13/23)
Field Goals Made: 6 vs. UNC Asheville (12/13/23)
Field Goals Attempted: 12 at Appalachian State (12/3/23)
3-Point Field Goals Made: 3 vs. Iowa (3/16/23)
3-Point Field Goals Attempted:
 5 vs. Penn (1/2/24), at Appalachian State (12/3/23)
Free Throws Made: 4 vs. Chattanooga (12/30/23)
Free Throws Attempted:
 4 vs. Chattanooga (12/30/23), vs. UNC Asheville (12/13/23)
Rebounds: 7 vs. Indiana (12/9/23)
Assists: 7 at Washington (12/21/22)
Blocks: 1 vs. Houston (3/18/23)
Steals: 4 at USC (12/18/22)
Minutes Played: 23 at Appalachian State (12/3/23)
Double-Figure Games: 6
20-Point Games: None
10-Rebound Games: None
Double-Doubles: None
Dunks: 2

CAREER HONORS

- 2022-23 First-Year SEC Academic Honor Roll

2023-24 GAME-BY-GAME STATISTICS

Opponent	GS	Min.	FG-A	3FG-A	FT-A	O-D-T	PF	A	TO	BLK	STL	PTS
vs. Baylor	*	14	2-3	0-1	2-2	0-3-3	4	1	4	0	0	6
SE Louisiana	*	18	1-4	1-2	0-0	0-3-3	2	4	1	0	0	3
vs. Notre Dame		16	4-6	2-4	0-0	0-1-1	2	5	0	0	1	10
vs. St. Bonaventure		16	1-2	1-2	0-0	0-0-0	0	3	3	0	0	3
Alabama A&M	*	21	2-5	0-1	2-2	1-2-3	1	3	3	0	0	6
Virginia Tech		18	4-6	1-1	0-0	2-0-2	0	3	0	0	1	9
at App State		23	5-12	2-5	0-0	2-1-3	1	5	2	0	1	12
vs. Indiana		18	4-7	2-4	0-0	0-7-7	1	3	0	0	2	10
vs. UNC Asheville		19	6-8	0-2	3-4	0-0-0	2	2	1	0	0	15
USC		16	3-4	0-0	1-1	0-2-2	0	5	1	0	2	7
Alabama State		20	2-5	1-2	0-1	0-3-3	1	4	3	0	1	5
Chattanooga		16	1-3	0-1	4-4	1-1-2	0	4	0	0	0	6
Penn		21	2-9	2-5	0-0	1-3-4	0	3	0	0	1	6
at Arkansas												
Texas A&M												
LSU												
at Vanderbilt												
Ole Miss												
at Alabama												
at Mississippi St.												
Vanderbilt												
at Ole Miss												
Alabama												
at Florida												
South Carolina												
Kentucky												
at Georgia												
at Tennessee												
Mississippi State												
at Missouri												
Georgia												

DONALDSON'S CAREER STATISTICS

SEASON	TEAM	GP-GS	MIN/AVG	Field Goals		3-Point		F-Throws		Rebounds				Scoring						
				FG-FGA	FG%	3FG-3FGA	3FG%	FT-FTA	FT%	OFF	DEF	TOT	AVG	PF-FO	A	TO	BLK	STL	PTS	AVG
2022-23	AUB	32-0	337/10.5	28-73	.384	13-32	.406	11-20	.550	3	43	46	1.4	32-1	39	19	1	21	80	2.5
2023-24	AUB	13-3	238/18.3	37-74	.500	12-30	.400	12-14	.857	7	26	33	2.5	14-0	45	18	0	9	98	7.5
TOTAL		45-3	575/12.8	65-147	.442	25-62	.403	23-34	.676	10	69	79	1.8	46-1	84	37	1	30	178	4.0

4

JOHNI BROOME

F/C | 6-10 | 240 | Jr.
Plant City, Fla.
(Morehead State)



SEASON SUPERLATIVES

Points: 30 vs. Virginia Tech (11/29/23)
Field Goals Made: 11 vs. Virginia Tech (11/29/23)
Field Goals Attempted: 19 vs. Virginia Tech (11/29/23)
3-Point Field Goals Made: 3 vs. Penn (1/2/24)
3-Point Field Goals Attempted: 4 vs. Penn (1/2/24)
Free Throws Made: 8 vs. Virginia Tech (11/29/23)
Free Throws Attempted: 13 vs. Virginia Tech (11/29/23)
Rebounds: 13 (three times)
Assists: 4 vs. Notre Dame (11/16/23)
Blocks: 4 vs. Chattanooga (12/30/23), vs. USC (12/17/23)
Steals: 3 vs. Alabama State (12/22/23)
Minutes Played: 28 vs. Penn (1/2/24)
Double-Figure Games: 11
30-Point Games: 1
20-Point Games: 2
10-Rebound Games: 6
5-Steal Games: None
Double-Doubles: 7
Dunks: 10

CAREER SUPERLATIVES

Points: 32 vs. Murray State (3/5/22)
Field Goals Made: 13 vs. Murray State (3/5/22)
Field Goals Attempted: 21 at Xavier (12/15/21)
3-Point Field Goals Made: 3 vs. Penn (1/2/24)
3-Point Field Goals Attempted: 5 at Georgia (1/4/23)
Free Throws Made: 9 vs. Presbyterian (12/6/21)
Free Throws Attempted: 16 vs. Houston (3/18/23)
Rebounds: 18 vs. Georgia (2/1/23), vs. Belmont (1/20/22)
Assists: 5 (three times)
Blocks: 12 vs. UT Martin (2/16/22)
Steals: 4 vs. Colgate (12/2/22)
Minutes Played: 37 at Murray State (1/29/22)
Double-Figure Games: 94
30-Point Games: 2
20-Point Games: 24
10-Rebound Games: 52
Double-Doubles: 52
Dunks: 79

CAREER HONORS

- 2023 Legends Classic MVP and All-Tournament Team
- 2023-24 Naismith Trophy Player of the Year Watch List
- 2023-24 Preseason All-SEC First Team (Coaches and Media)
- 2023-24 Kareem Abdul-Jabbar Center of the Year Award Watch List
- 2022-23 All-SEC Second Team
- 2022-23 USBWA All-District IV Team
- 2022 Cancun Challenge All-Tournament Team (Riviera Division)
- 2022-23 First-Year SEC Academic Honor Roll
- 2023 NABC Honors Court
- Two-Time NABC All-District 18 First Team (2020-21 and 2021-22)
- 2021-22 Ohio Valley Conference Defensive Player of the Year
- 2020-21 OVC Freshman of the Year
- Two-Time All-OVC First Team (2020-21 and 2021-22)
- Two-Time OVC All-Tournament Team (2020-21 and 2021-22)

2023-24 GAME-BY-GAME STATISTICS

Opponent	GS	Min.	FG-A	3FG-A	FT-A	O-D-T	PF	A	TO	BLK	STL	PTS
vs. Baylor	*	25	4-10	2-3	6-10	5-6-11	6	2	1	1	0	16
SE Louisiana	*	24	7-12	1-1	3-3	2-9-11	4	2	2	2	1	18
vs. Notre Dame	*	19	7-11	1-2	0-1	2-4-6	4	4	3	1	0	15
vs. St. Bonaventure*	21	7-11	0-2	4-11	1-4-5	3	1	2	0	0	18	
Alabama A&M	21	3-7	0-2	4-6	2-3-5	2	2	2	0	1	10	
Virginia Tech	*	26	11-19	0-2	8-13	7-6-13	1	0	2	3	1	30
at App State	*	27	10-16	0-3	1-7	4-9-13	2	1	2	2	0	21
vs. Indiana	*	21	1-6	0-1	0-0	2-5-7	4	3	1	2	2	2
vs. UNC Asheville	*	20	2-3	0-1	2-3	2-4-5	1	3	0	1	1	6
USC	*	23	4-14	0-2	3-3	1-2-3	0	0	4	0	11	
Alabama State	*	23	5-9	0-2	6-9	3-10-13	2	1	4	3	3	16
Chattanooga	*	20	9-12	0-1	0-1	2-6-8	2	0	1	4	0	18
Penn	*	28	9-10	3-4	3-4	1-11-12	1	2	2	3	1	24
at Arkansas												
Texas A&M												
LSU												
at Vanderbilt												
Ole Miss												
at Alabama												
at Mississippi St.												
Vanderbilt												
at Ole Miss												
Alabama												
at Florida												
South Carolina												
Kentucky												
at Georgia												
at Tennessee												
Mississippi State												
at Missouri												
Georgia												

BROOME'S CAREER STATISTICS

SEASON	TEAM	GP-GS	MIN/AVG	Field Goals		3-Point		F-Throws		Rebounds				Scoring						
				FG-FGA	FG%	3FG-3FGA	3FG%	FT-FTA	FT%	OFF	DEF	TOT	AVG	PF-FO	A	TO	BLK	STL	PTS	AVG
2020-21	More	30-27	776/25.9	172-302	.570	0-0	.000	68-110	.618	91	179	270	9.0	61-0	20	57	56	18	412	13.7
2021-22	More	34-34	961/28.3	244-440	.555	0-5	.000	84-132	.636	112	246	358	10.5	84-1	41	81	131	24	572	16.8
2022-23	AUB	33-33	875/26.5	194-368	.527	9-31	.290	70-125	.560	96	181	277	8.4	99-4	44	57	78	29	467	14.2
2023-24	AUB	13-12	299/23.0	79-140	.564	7-26	.269	40-71	.563	34	79	113	8.7	32-1	21	22	26	10	205	15.8
TOTAL FOR AUB		46-45	1174/25.5	273-508	.537	16-57	.281	110-196	.561	130	260	390	8.5	131-5	65	79	104	39	672	14.6
TOTAL		110-106	2911/26.5	689-1250	.551	16-62	.258	262-438	.598	333	685	1018	9.3	276-6	126	217	291	81	1656	15.1

5

CHRIS MOORE
 F | 6-6 | 220 | Sr.
 West Memphis, Ark.
 (West Memphis HS)



SEASON SUPERLATIVES

Points: 10 vs. Notre Dame (11/16/23)
Field Goals Made: 3 vs. UNC Asheville (12/13/23), vs. Notre Dame (11/16/23)
Field Goals Attempted: 4 (three times)
3-Point Field Goals Made: 1 vs. Notre Dame (11/16/23)
3-Point Field Goals Attempted: 1 (eight times)
Free Throws Made: 4 vs. Alabama State (12/22/23)
Free Throws Attempted: 4 (three times)
Rebounds: 5 vs. Alabama A&M (11/21/23)
Assists: 5 vs. Chattanooga (12/30/23)
Blocks: 2 vs. Baylor (11/7/23)
Steals: 2 vs. Penn (1/2/24), vs. UNC Asheville (12/13/23)
Minutes Played: 23 vs. Alabama A&M (11/21/23), vs. Baylor (11/7/23)
Double-Figure Games: 1
20-Point Games: None
10-Rebound Games: None
5-Steal Games: None
Double-Doubles: None
Dunks: 2

CAREER SUPERLATIVES

Points: 16 vs. ULM (11/12/21)
Field Goals Made: 5 at Washington (12/21/22), vs. ULM (11/12/21)
Field Goals Attempted: 9 vs. ULM (11/12/21)
3-Point Field Goals Made: 3 vs. Texas Southern (11/18/22), vs. Missouri (1/26/21)
3-Point Field Goals Attempted: 4 vs. Georgia (2/1/23), vs. Texas Southern (11/18/22)
Free Throws Made: 6 vs. ULM (11/12/21)
Free Throws Attempted: 6 at USC (12/18/22), vs. ULM (11/12/21)
Rebounds: 7 vs. Texas Southern (11/18/22)
Assists: 5 vs. Chattanooga (12/30/23)
Blocks: 2 vs. Baylor (11/7/23), vs. Yale (12/4/21)
Steals: 3 vs. Florida (12/28/22), vs. Troy (12/19/20)
Minutes Played: 25 at Alabama (3/1/23), vs. Florida (12/28/22)
Double-Figure Games: 6
20-Point Games: None
10-Rebound Games: None
Double-Doubles: None
Dunks: 10

2023-24 GAME-BY-GAME STATISTICS

Opponent	GS	Min.	FG-A	3FG-A	FT-A	O-D-T	PF	A	TO	BLK	STL	PTS
vs. Baylor	*	23	2-4	0-0	0-0	0-2-2	4	1	0	2	0	4
SE Louisiana	*	12	1-2	0-1	0-0	1-1-2	0	1	1	1	0	2
vs. Notre Dame	*	22	3-4	1-1	3-4	3-1-4	0	2	0	0	0	10
vs. St. Bonaventure	*	20	1-3	0-1	1-1	1-2-3	0	2	2	0	0	3
Alabama A&M	*	23	0-1	0-1	0-0	1-4-5	2	2	0	1	0	0
Virginia Tech	*	20	0-2	0-1	0-2	1-0-1	2	0	1	1	0	0
at App State	*	13	0-0	0-0	2-2	2-0-2	1	1	2	0	0	2
vs. Indiana	*	11	1-3	0-1	0-0	0-2-2	1	0	0	0	0	2
vs. UNC Asheville	*	10	3-4	0-1	0-0	0-0-0	0	0	0	0	2	6
USC	*	10	0-2	0-1	3-4	1-1-2	4	1	1	1	0	3
Alabama State	*	14	1-2	0-1	4-4	0-0-0	0	0	0	0	0	6
Chattanooga	*	18	2-2	0-0	2-2	1-0-1	2	5	1	0	0	6
Penn	*	14	1-2	0-1	0-0	0-0-0	1	0	1	0	2	2
at Arkansas												
Texas A&M												
LSU												
at Vanderbilt												
Ole Miss												
at Alabama												
at Mississippi St.												
Vanderbilt												
at Ole Miss												
Alabama												
at Florida												
South Carolina												
Kentucky												
at Georgia												
at Tennessee												
Mississippi State												
at Missouri												
Georgia												

MOORE'S CAREER STATISTICS

SEASON	TEAM	GP-GS	MIN/AVG	Field Goals		3-Point		F-Throws		Rebounds				Scoring						
				FG-FGA	FG%	3FG-3FGA	3FG%	FT-FTA	FT%	OFF	DEF	TOT	AVG	PF-FO	A	TO	BLK	STL	PTS	AVG
2020-21	AUB	25-0	281/11.3	27-48	.563	6-15	.400	11-19	.579	28	23	51	2.0	28-0	12	18	6	8	71	2.8
2021-22	AUB	25-0	185/7.4	16-37	.432	0-5	.000	10-15	.667	20	15	35	1.4	19-0	6	15	4	8	42	1.7
2022-23	AUB	31-16	448/14.5	37-75	.493	9-22	.409	25-35	.714	36	30	66	2.1	47-0	19	21	9	15	108	3.5
2023-24	AUB	13-13	215/16.5	15-31	.484	1-10	.100	15-19	.789	11	13	24	1.8	17-0	15	9	6	4	46	3.5
TOTAL		94-29	1130/12.0	95-191	.497	16-52	.308	61-88	.693	95	81	176	1.9	111-0	52	63	25	35	267	2.8

10

CHAD BAKER-MAZARA

G/F | 6-7 | 180 | Jr.

Santo Domingo, Dominican Republic
(NW Florida State College)



SEASON SUPERLATIVES

Points: 16 vs. Penn (1/2/24)
Field Goals Made: 5 vs. Penn (1/2/24), vs. Virginia Tech (11/29/23)
Field Goals Attempted: 10 vs. Penn (1/2/24), vs. Virginia Tech (11/29/23)
3-Point Field Goals Made: 3 vs. UNC Asheville (12/13/23)
3-Point Field Goals Attempted: 5 at Appalachian State (12/3/23)
Free Throws Made: 5 (four times)
Free Throws Attempted: 6 (three times)
Rebounds: 7 vs. UNC Asheville (12/13/23)
Assists: 6 vs. Alabama A&M (11/21/23)
Blocks: 1 (six times)
Steals: 2 vs. Virginia Tech (11/29/23), vs. Baylor (11/7/23)
Minutes Played:
 23 vs. Virginia Tech (11/29/23), vs. Southeastern Louisiana (11/10/23)
Double-Figure Games: 6
20-Point Games: None
10-Rebound Games: None
5-Steal Games: None
Double-Doubles: None
Dunks: 3

CAREER SUPERLATIVES

Points: 23 at Fordham (1/27/21)
Field Goals Made: 8 at Fordham (1/27/21)
Field Goals Attempted: 15 at Fordham (1/27/21)
3-Point Field Goals Made: 7 at Fordham (1/27/21)
3-Point Field Goals Attempted: 11 at Fordham (1/27/21)
Free Throws Made: 8 vs. Rhode Island (2/27/21)
Free Throws Attempted: 9 vs. Rhode Island (2/27/21)
Rebounds: 7 vs. UNC Asheville (12/13/23)
Assists: 6 vs. Alabama A&M (11/21/23)
Blocks: 3 vs. Rhode Island (2/27/21)
Steals: 3 (five times)
Minutes Played: 34 vs. Rhode Island (1/20/21)
Double-Figure Games: 19
20-Point Games: 3
10-Rebound Games: None
Double-Doubles: None
Dunks: 16

CAREER HONORS

- 2023 NJCAA Region 8 Most Outstanding Player
- 2023 NJCAA Region 8 All-Tournament Team
- 2023 All-Panhandle Conference First Team
- 2021-22 Mountain West Conference Sixth Man of the Year

2023-24 GAME-BY-GAME STATISTICS

Opponent	GS	Min.	FG-A	3FG-A	FT-A	O-D-T	PF	A	TO	BLK	STL	PTS
vs. Baylor	12	2-4	0-0	3-3	2-0-2	4	0	1	0	2	7	
SE Louisiana	23	3-6	1-3	5-6	0-6-6	3	1	0	0	1	12	
vs. Notre Dame	18	2-3	0-1	2-3	0-2-2	0	1	1	1	1	6	
vs. St. Bonaventure	20	2-4	1-2	0-0	2-1-3	3	2	0	1	0	5	
Alabama A&M	20	1-4	1-3	3-4	1-3-4	2	6	1	0	1	6	
Virginia Tech	23	5-10	0-3	5-5	2-2-4	3	3	0	1	2	15	
at App State	18	2-9	1-5	2-2	1-3-4	3	3	1	0	0	7	
vs. Indiana	22	4-8	1-2	2-2	1-0-1	1	4	0	0	1	11	
vs. UNC Asheville	19	3-6	3-3	2-2	1-6-7	0	1	1	1	0	11	
USC	22	1-3	0-1	5-6	1-3-4	1	0	0	0	1	7	
Alabama State	18	1-5	0-2	1-1	1-2-3	1	3	1	1	0	3	
Chattanooga	15	4-7	3-5	2-2	0-1-1	2	2	1	0	1	13	
Penn	19	5-10	1-3	5-6	1-0-1	2	0	0	1	0	16	
at Arkansas												
Texas A&M												
LSU												
at Vanderbilt												
Ole Miss												
at Alabama												
at Mississippi St.												
Vanderbilt												
at Ole Miss												
Alabama												
at Florida												
South Carolina												
Kentucky												
at Georgia												
at Tennessee												
Mississippi State												
at Missouri												
Georgia												

BAKER-MAZARA'S CAREER STATISTICS

SEASON	TEAM	GP-GS	MIN/AVG	Field Goals		3-Point		F-Throws		Rebounds				Scoring						
				FG-FGA	FG%	3FG-3FGA	3FG%	FT-FTA	FT%	OFF	DEF	TOT	AVG	PF-FO	A	TO	BLK	STL	PTS	AVG
2020-21	DU	15-13	364/24.3	46-105	.438	25-60	.417	26-32	.813	10	33	43	2.9	45-4	17	13	13	15	143	9.5
2021-22	SDSU	31-0	399/12.9	66-157	.420	22-56	.393	44-49	.898	9	54	63	2.0	45-0	18	23	14	21	198	6.4
2023-24	AUB	13-0	253/19.5	35-79	.443	12-33	.364	37-42	.881	13	29	42	3.2	25-0	26	7	5	11	119	9.2
TOTAL FOR AUB		13-0	253/19.5	35-79	.443	12-33	.364	37-42	.881	13	29	42	3.2	25-0	26	7	5	11	119	9.2
TOTAL		59-13	1017/17.2	147-341	.431	59-149	.396	107-123	.870	32	116	148	2.5	115-4	61	43	32	47	460	7.8

12

DENVER JONES

G | 6-4 | 205 | Jr.
New Market, Ala.
(FIU)



SEASON SUPERLATIVES

Points: 13 vs. Baylor (11/7/23)
Field Goals Made: 4 (three times)
Field Goals Attempted: 10 vs. Baylor (11/7/23)
3-Point FG Made: 3 vs. St. Bonaventure (11/17/23), vs. Baylor (11/7/23)
3-Point Field Goals Attempted: 7 vs. Penn (1/2/24)
Free Throws Made: 6 vs. USC (12/17/23), vs. Virginia Tech (11/29/23)
Free Throws Att.: 6 vs. USC (12/17/23), vs. Virginia Tech (11/29/23)
Rebounds: 5 vs. UNC Asheville (12/13/23), vs. Virginia Tech (11/29/23)
Assists: 4 at Appalachian State (12/3/23), vs. SE Louisiana (11/10/23)
Blocks: None
Steals: 1 (seven times)
Minutes Played: 24 vs. Virginia Tech (11/29/23), vs. Baylor (11/7/23)
Double-Figure Games: 5
20-Point Games: None
10-Rebound Games: None
5-Steal Games: None
Double-Doubles: None
Dunks: 1

CAREER SUPERLATIVES

Points: 30 at Rice (3/4/23)
Field Goals Made: 10 (three times)
Field Goals Attempted: 23 vs. Louisiana Tech (3/8/23)
3-Point Field Goals Made: 7 vs. Southern Miss (2/3/22)
3-Point Field Goals Attempted: 11 at UTSA (1/21/23)
Free Throws Made: 11 vs. UAB (1/7/23)
Free Throws Attempted: 12 vs. Rice (2/19/22)
Rebounds: 13 at Eastern Michigan (12/11/21)
Assists: 6 (three times)
Blocks: 1 (three times)
Steals: 4 (six times)
Minutes Played: 47 at Eastern Michigan (12/11/21)
Double-Figure Games: 51
30-Point Games: 1
20-Point Games: 19
10-Rebound Games: 1
Double-Doubles: 1
Dunks: 10

CAREER HONORS

- 2022-23 All-Conference USA First Team
- Conference USA Freshman of the Week (Dec. 13, 2021)
- 2020-21 Jayhawk Conference Freshman of the Year
- 2020-21 NJCAA All-Region 6 Second Team
- 2020-21 All-Jayhawk Conference First Team

2023-24 GAME-BY-GAME STATISTICS

Opponent	GS	Min.	FG-A	3FG-A	FT-A	O-D-T	PF	A	TO	BLK	STL	PTS
vs. Baylor	*	24	4-10	3-5	2-2	0-1-1	2	2	2	0	1	13
SE Louisiana	*	22	2-5	1-3	3-4	0-2-2	1	4	2	0	0	8
vs. Notre Dame	*	18	1-5	0-2	0-0	0-2-2	0	1	1	0	1	2
vs. St. Bonaventure*		21	3-4	3-3	3-4	1-1-2	0	3	0	0	0	12
Alabama A&M		17	3-6	1-4	1-1	0-2-2	2	0	1	0	1	8
Virginia Tech	*	24	1-4	0-2	6-6	1-4-5	0	1	0	0	1	8
at App State	*	17	0-5	0-3	0-0	1-3-4	0	4	0	0	0	0
vs. Indiana	*	18	3-6	2-4	4-4	0-1-1	0	2	1	0	0	12
vs. UNC Asheville	*	23	4-8	1-4	0-0	0-5-5	2	1	2	0	0	9
USC	*	23	2-4	2-2	6-6	1-2-3	3	1	1	0	1	12
Alabama State	*	23	1-5	0-2	1-1	1-1-2	1	0	2	0	1	3
Chattanooga	*	19	2-5	1-4	0-0	1-2-3	0	2	2	0	1	5
Penn	*	16	4-9	2-7	2-2	1-0-1	1	1	0	0	0	12
at Arkansas												
Texas A&M												
LSU												
at Vanderbilt												
Ole Miss												
at Alabama												
at Mississippi St.												
Vanderbilt												
at Ole Miss												
Alabama												
at Florida												
South Carolina												
Kentucky												
at Georgia												
at Tennessee												
Mississippi State												
at Missouri												
Georgia												

JONES' CAREER STATISTICS

SEASON	TEAM	GP-GS		Field Goals			3-Point		F-Throws		Rebounds				Scoring											
		GP	GS	FG-FGA	FG%	3FG-3FGA	3FG%	FT-FTA	FT%	OFF	DEF	TOT	AVG	PF-FO	A	TO	BLK	STL	PTS	AVG						
2021-22	FIU	31	7	832	26.8	114	294	.388	49	142	.345	112	125	.896	22	93	115	3.7	45	0	71	52	2	28	389	12.5
2022-23	FIU	28	28	935	33.4	187	391	.478	59	159	.371	131	155	.845	25	82	107	3.8	45	1	56	90	1	49	564	20.1
2023-24	AUB	13	12	268	20.6	30	76	.395	16	45	.356	28	30	.933	7	26	33	2.5	12	0	22	14	0	7	104	8.0
TOTAL FOR AUB		13-12		268/20.6		30-76		.395		16-45		.356		.933		7	26	33	2.5	12-0	22	14	0	7	104	8.0
TOTAL		72-47		2035/28.3		331-761		.435		124-346		.358		.874		54	201	255	3.5	102-1	149	156	3	84	1057	14.7

20

CARTER SOBERA

G | 6-5 | 210 | Sr.
Birmingham, Ala.
Mountain Brook HS



SEASON SUPERLATIVES

Points: None
Field Goals Made: None
Field Goals Attempted: 1 vs. Alabama State (12/22/23)
3-Point Field Goals Made: None
3-Point Field Goals Attempted: None
Free Throws Made: None
Free Throws Attempted: None
Rebounds: 1 vs. Alabama A&M (11/21/23)
Assists: None
Blocks: None
Steals: None
Minutes Played: 2 (three times)
Double-Figure Games: None
20-Point Games: None
10-Rebound Games: None
5-Steal Games: None
Double-Doubles: None
Dunks: None

CAREER SUPERLATIVES

Points: 3 vs. Alabama (2/1/22)
Field Goals Made: 1 vs. Alabama (2/1/22)
Field Goals Attempted: 1 vs. Alabama State (12/22/23), vs. Alabama (2/1/22)
3-Point Field Goals Made: None
3-Point Field Goals Attempted: None
Free Throws Made: 1 vs. Alabama (2/1/22)
Free Throws Attempted: 2 vs. Yale (12/4/21)
Rebounds: 2 vs. Yale (12/4/21)
Assists: None
Blocks: None
Steals: 1 vs. Yale (12/4/21)
Minutes Played: 2 (four times)
20-Point Games: None
10-Rebound Games: None
Double-Doubles: None
Dunks: None

CAREER HONORS

- 2023 NABC Honors Court
- Two-Time SEC Academic Honor Roll (2021-22 and 2022-23)

2023-24 GAME-BY-GAME STATISTICS

Opponent	GS	Min.	FG-A	3FG-A	FT-A	O-D-T	PF	A	TO	BLK	STL	PTS
vs. Baylor	DNP											
SE Louisiana	DNP											
vs. Notre Dame	1	0-0	0-0	0-0	0-0-0	0	0	0	0	0	0	0
vs. St. Bonaventure	DNP											
Alabama A&M	2	0-0	0-0	0-0	0-1-1	0	0	0	0	0	0	0
Virginia Tech	1	0-0	0-0	0-0	0-0-0	0	0	0	0	0	0	0
at App State	DNP											
vs. Indiana	2	0-0	0-0	0-0	0-0-0	0	0	0	0	0	0	0
vs. UNC Asheville	1	0-0	0-0	0-0	0-0-0	0	0	0	0	0	0	0
USC	DNP											
Alabama State	1	0-1	0-0	0-0	0-0-0	0	0	0	0	0	0	0
Chattanooga	2	0-0	0-0	0-0	0-0-0	0	0	0	0	0	0	0
Penn	1	0-0	0-0	0-0	0-0-0	0	0	0	0	0	0	0
at Arkansas												
Texas A&M												
LSU												
at Vanderbilt												
Ole Miss												
at Alabama												
at Mississippi St.												
Vanderbilt												
at Ole Miss												
Alabama												
at Florida												
South Carolina												
Kentucky												
at Georgia												
at Tennessee												
Mississippi State												
at Missouri												
Georgia												

SOBERA'S CAREER STATISTICS

SEASON	TEAM	GP-GS	MIN/AVG	Field Goals		3-Point		F-Throws		Rebounds				Scoring						
				FG-FGA	FG%	3FG-3FGA	3FG%	FT-FTA	FT%	OFF	DEF	TOT	AVG	PF	FO	A	TO	BLK	STL	PTS
2021-22	AUB	4-0	6/1.6	1-1	1.000	0-0	.000	1-3	.333	0	4	4	1.0	1-0	0	1	0	1	3	0.8
2022-23	AUB	3-0	2/0.6	0-0	.000	0-0	.000	0-0	.000	0	0	0	0.0	0-0	0	0	0	0	0	0.0
2023-24	AUB	8-0	11/1.4	0-1	.000	0-0	.000	0-0	.000	0	1	1	0.1	0-0	0	0	0	0	0	0.0
TOTAL		15-0	19/1.3	1-2	.500	0-0	.000	1-3	.333	0	5	5	0.3	1-0	0	1	0	1	3	0.2

23

ADDARIN SCOTT

F | 6-9 | 207 | Jr.
Dallas, Texas
(Navarro College)



SEASON SUPERLATIVES

Points: 2 vs. Alabama A&M (11/21/23)
Field Goals Made: None
Field Goals Attempted: None
3-Point Field Goals Made: None
3-Point Field Goals Attempted: None
Free Throws Made: 2 vs. Alabama A&M (11/21/23)
Free Throws Attempted: 2 vs. Alabama A&M (11/21/23)
Rebounds: 2 vs. Chattanooga (12/30/23)
Assists: None
Blocks: None
Steals: None
Minutes Played: 2 (three times)
Double-Figure Games: None
20-Point Games: None
10-Rebound Games: None
5-Steal Games: None
Double-Doubles: None
Dunks: None

CAREER SUPERLATIVES

Points: 2 vs. Alabama A&M (11/21/23)
Field Goals Made: None
Field Goals Attempted: None
3-Point Field Goals Made: None
3-Point Field Goals Attempted: None
Free Throws Made: 2 vs. Alabama A&M (11/21/23)
Free Throws Attempted: 2 vs. Alabama A&M (11/21/23)
Rebounds: 2 vs. Chattanooga (12/30/23)
Assists: None
Blocks: None
Steals: None
Minutes Played: 2 (three times)
Double-Figure Games: None
20-Point Games: None
10-Rebound Games: None
5-Steal Games: None
Double-Doubles: None
Dunks: None

2023-24 GAME-BY-GAME STATISTICS

Opponent	GS	Min.	FG-A	3FG-A	FT-A	O-D-T	PF	A	TO	BLK	STL	PTS
vs. Baylor		DNP										
SE Louisiana		DNP										
vs. Notre Dame	1		0-0	0-0	0-0	0-0-0	0	0	0	0	0	0
vs. St. Bonaventure		DNP										
Alabama A&M	2		0-0	0-0	2-2	2-0-2	1	0	1	0	0	2
Virginia Tech	1		0-0	0-0	0-0	0-0-0	0	0	0	0	0	0
at App State		DNP										
vs. Indiana	2		0-0	0-0	0-0	0-0-0	0	0	0	0	0	0
vs. UNC Asheville	1		0-0	0-0	0-0	0-0-0	0	0	0	0	0	0
USC		DNP										
Alabama State	1		0-0	0-0	0-0	0-0-0	0	0	0	0	0	0
Chattanooga	2		0-0	0-0	0-0	0-2-2	0	0	0	0	0	0
Penn	1		0-0	0-0	0-0	0-0-0	0	0	0	0	0	0
at Arkansas												
Texas A&M												
LSU												
at Vanderbilt												
Ole Miss												
at Alabama												
at Mississippi St.												
Vanderbilt												
at Ole Miss												
Alabama												
at Florida												
South Carolina												
Kentucky												
at Georgia												
at Tennessee												
Mississippi State												
at Missouri												
Georgia												


SCOTT'S CAREER STATISTICS

		Field Goals		3-Point		F-Throws		Rebounds				Scoring								
SEASON	TEAM	GP-GS	MIN/AVG	FG-FGA	FG%	3FG-3FGA	3FG%	FT-FTA	FT%	OFF	DEF	TOT	AVG	PF-FO	A	TO	BLK	STL	PTS	AVG
2023-24	AUB	7-0	10/1.4	0-3	.000	0-0	.000	7-11	.636	0	0	0	0.0	0-0	0	0	0	1	7	1.0
TOTAL		7-0	10/1.4	0-3	.000	0-0	.000	7-11	.636	0	0	0	0.0	0-0	0	0	0	1	7	1.0

24

LIOR BERMAN

G | 6-4 | 210 | Gr.
Birmingham, Ala.
(Mountain Brook HS)



SEASON SUPERLATIVES

Points: 5 vs. UNC Asheville (12/13/23)
Field Goals Made: 1 (three times)
Field Goals Attempted: 4 vs. Chattanooga (12/30/23)
3-Point Field Goals Made:
 1 vs. UNC Asheville (12/13/23), vs. Indiana (12/9/23)
3-Point Field Goals Attempted:
 2 vs. UNC Asheville (12/13/23), vs. Indiana (12/9/23)
Free Throws Made: 2 vs. Alabama State (12/22/23)
Free Throws Attempted: 2 (four times)
Rebounds: 3 (three times)
Assists: 1 vs. USC (12/17/23), vs. Indiana (12/9/23)
Blocks: 1 vs. Alabama A&M (11/21/23)
Steals: None
Minutes Played: 14 at Appalachian State (12/3/23)
Double-Figure Games: None
20-Point Games: None
10-Rebound Games: None
5-Steal Games: None
Double-Doubles: None
Dunks: None

CAREER SUPERLATIVES

Points: 8 (four times)
Field Goals Made: 3 (four times)
Field Goals Attempted: 6 vs. Nebraska (12/11/21)
3-Point Field Goals Made: 2 (six times)
3-Point Field Goals Attempted: 4 (three times)
Free Throws Made: 2 vs. Alabama State (12/22/23)
Free Throws Attempted: 2 (five times)
Rebounds: 4 vs. Texas A&M (1/25/23), vs. North Alabama (12/14/21)
Assists: 1 (11 times)
Blocks: 1 vs. Alabama A&M (11/21/23), vs. North Alabama (12/14/21)
Steals: 1 (13 times)
Minutes Played: 19 vs. Nebraska (12/11/21)
Double-Figure Games: None
20-Point Games: None
10-Rebound Games: None
Double-Doubles: None
Dunks: 1

CAREER HONORS

- Three-Time SEC Academic Honor Roll (2020-21, 2021-22 and 2022-23)
- 2022 CSC Academic All-District Team
- Three-Time NABC Honors Court (2021, 2022 and 2023)
- 2019-20 First-Year SEC Academic Honor Roll

2023-24 GAME-BY-GAME STATISTICS

Opponent	GS	Min.	FG-A	3FG-A	FT-A	O-D-T	PF	A	TO	BLK	STL	PTS
vs. Baylor	4	0-0	0-0	0-0	0-0	0-0-0	1	0	0	0	0	0
SE Louisiana	2	0-1	0-1	0-0	0-0-0	0	0	0	0	0	0	0
vs. Notre Dame	5	0-0	0-0	0-0	1-2-3	2	0	0	0	0	0	0
vs. St. Bonaventure	DNP											
Alabama A&M	6	0-0	0-0	0-2	0-1-1	0	0	0	1	0	0	0
Virginia Tech	5	0-0	0-0	0-0	0-1-1	0	0	0	0	0	0	0
at App State	14	1-2	0-1	0-0	3-0-3	0	0	0	0	0	2	2
vs. Indiana	8	1-3	1-2	0-0	0-1-1	1	1	0	0	0	3	3
vs. UNC Asheville	9	2-3	1-2	0-0	0-1-1	1	0	0	0	0	5	5
USC	7	1-1	0-0	1-2	1-0-1	2	1	0	0	0	3	3
Alabama State	7	0-0	0-0	2-2	1-1-2	0	0	1	0	0	2	2
Chattanooga	7	0-4	0-1	1-2	1-2-3	1	0	0	0	0	1	1
Penn	5	0-0	0-0	0-0	0-0-0	0	0	0	0	0	0	0
at Arkansas												
Texas A&M												
LSU												
at Vanderbilt												
Ole Miss												
at Alabama												
at Mississippi St.												
Vanderbilt												
at Ole Miss												
Alabama												
at Florida												
South Carolina												
Kentucky												
at Georgia												
at Tennessee												
Mississippi State												
at Missouri												
Georgia												

BERMAN'S CAREER STATISTICS

SEASON	TEAM	GP-GS	MIN/AVG	Field Goals		3-Point		F-Throws		Rebounds				Scoring						
				FG-FGA	FG%	3FG-3FGA	3FG%	FT-FTA	FT%	OFF	DEF	TOT	AVG	PF-FO	A	TO	BLK	STL	PTS	AVG
2019-20	AUB	2-0	3/1.4	0-1	.000	0-0	.000	0-0	.000	0	0	0	0.0	0-0	0	0	0	0	0	0.0
2020-21	AUB	11-0	29/2.7	4-12	.333	4-11	.364	1-1	1.000	0	2	2	0.2	1-0	0	0	0	0	13	1.2
2021-22	AUB	20-0	166/8.3	16-40	.400	8-17	.471	0-1	.000	8	6	14	0.7	18-0	6	3	1	5	40	2.0
2022-23	AUB	25-0	236/9.4	20-49	.408	11-31	.355	3-5	.600	12	17	29	1.2	31-0	3	8	0	8	54	2.2
2023-24	AUB	12-0	82/6.8	5-14	.357	2-7	.286	4-8	.500	7	9	16	1.3	8-0	2	1	1	0	16	1.3
TOTAL		70-0	515/7.4	45-116	.388	25-66	.379	8-15	.533	27	34	61	0.9	58-0	11	12	2	13	123	1.8

31

CHANEY JOHNSON

F | 6-7 | 220 | Jr.
Alabaster, Ala.
(UAH)



SEASON SUPERLATIVES

Points: 15 vs. Alabama A&M (11/21/23)
Field Goals Made: 6 vs. Alabama A&M (11/21/23)
Field Goals Attempted: 11 vs. Southeastern Louisiana (11/10/23)
3-Point Field Goals Made:
 1 vs. Chattanooga (12/30/23), vs. Virginia Tech (11/29/23)
3-Point Field Goals Attempted: 3 vs. Southeastern Louisiana (11/10/23)
Free Throws Made: 3 vs. Alabama A&M (11/21/23)
Free Throws Attempted:
 4 vs. Alabama State (12/22/23), vs. Alabama A&M (11/21/23)
Rebounds: 11 vs. Southeastern Louisiana (11/10/23)
Assists: 2 vs. Chattanooga (12/30/23), vs. UNC Asheville (12/13/23)
Blocks: 2 vs. Virginia Tech (11/29/23)
Steals: 3 vs. Chattanooga (12/30/23)
Minutes Played: 20 vs. Chattanooga (12/30/23), vs. UNC Asheville (12/13/23)
Double-Figure Games: 1
20-Point Games: None
10-Rebound Games: 1
5-Steal Games: None
Double-Doubles: None
Dunks: 7

CAREER SUPERLATIVES (DIVISION II and DIVISION I)

Points: 35 vs. Embry-Riddle (11/7/21)
Field Goals Made: 13 vs. Embry-Riddle (11/7/21)
Field Goals Attempted: 23 vs. Lee (2/12/22)
3-Point Field Goals Made: 5 vs. Embry-Riddle (11/7/21)
3-Point Field Goals Attempted: 6 vs. Embry-Riddle (11/7/21)
Free Throws Made: 10 vs. Mississippi College (2/4/23)
Free Throws Attempted: 14 vs. Mississippi College (2/4/23)
Rebounds: 12 vs. Lee (12/2/22), vs. West Georgia (3/1/22)
Assists: 6 vs. Montevallo (1/18/23)
Blocks: 3 at Nova Southeastern (3/14/23), Christian Brothers (1/13/22)
Steals: 4 vs. Union (3/6/22)
Minutes Played: 38 at West Alabama (11/28/22)
Double-Figure Games: 68
30-Point Games: 1
20-Point Games: 17
10-Rebound Games: 7
Double-Doubles: 5
Dunks: 71

CAREER HONORS

- 2023 Alabama Sports Writers Association Small College Athlete of the Year
- 2023 Gulf South Conference Player of the Year
- Two-Time NABC Division II All-District South Team (2022 and 2023)
- Two-Time All-Gulf South Conference First Team (2022 and 2023)
- Three-Time GSC Academic Honor Roll (2020-21, 2021-22, 2022-23)

2023-24 GAME-BY-GAME STATISTICS

Opponent	GS	Min.	FG-A	3FG-A	FT-A	O-D-T	PF	A	TO	BLK	STL	PTS
vs. Baylor	13	1-3	0-0	0-0	1-2-3	2	1	0	0	0	2	
SE Louisiana	18	2-11	0-3	0-0	7-4-11	1	1	3	1	1	4	
vs. Notre Dame	13	2-2	0-0	0-0	0-4-4	5	1	0	0	0	4	
vs. St. Bonaventure	19	0-3	0-2	0-0	0-5-5	2	0	2	0	2	0	
Alabama A&M	17	6-8	0-1	3-4	0-4-4	3	0	1	1	2	15	
Virginia Tech	18	1-4	1-1	0-0	1-2-3	3	1	2	2	0	3	
at App State	18	1-1	0-0	0-2	1-3-4	2	0	0	0	1	2	
vs. Indiana	7	0-0	0-0	0-0	0-0-0	4	0	0	0	0	0	
vs. UNC Asheville	20	3-5	0-1	2-2	2-2-4	4	2	0	1	0	8	
USC	14	1-3	0-1	1-1	1-2-3	2	0	1	0	1	3	
Alabama State	18	1-2	0-0	2-4	3-2-5	2	1	1	0	0	4	
Chattanooga	20	3-4	1-1	0-0	1-4-5	2	2	2	1	3	7	
Penn	14	0-2	0-1	0-0	1-0-1	0	0	1	0	0	0	
at Arkansas												
Texas A&M												
LSU												
at Vanderbilt												
Ole Miss												
at Alabama												
at Mississippi St.												
Vanderbilt												
at Ole Miss												
Alabama												
at Florida												
South Carolina												
Kentucky												
at Georgia												
at Tennessee												
Mississippi State												
at Missouri												
Georgia												

JOHNSON'S CAREER STATISTICS (DIVISION II and DIVISION I)

SEASON	TEAM	GP-GS	MIN/AVG	Field Goals		3-Point		F-Throws		Rebounds				Scoring						
				FG-FGA	FG%	3FG-3FGA	3FG%	FT-FTA	FT%	OFF	DEF	TOT	AVG	PF-FO	A	TO	BLK	STL	PTS	AVG
2020-21	UAH	19-0	220/11.6	31-72	.431	11-28	.393	10-20	.500	12	25	37	1.9	31-0	4	19	2	6	83	4.4
2021-22	UAH	33-31	781/23.7	218-372	.586	32-69	.464	86-115	.748	61	126	187	5.7	100-9	39	75	22	26	554	16.8
2022-23	UAH	35-35	891/25.5	203-392	.518	24-81	.296	128-167	.766	49	182	231	6.6	69-1	55	74	18	39	558	15.9
2023-24	AUB	13-0	211/16.2	21-48	.438	2-11	.182	8-13	.615	18	34	52	4.0	32-1	9	13	6	10	52	4.0
TOTAL FOR AUB		13-0	211/16.2	21-48	.438	2-11	.182	8-13	.615	18	34	52	4.0	32-1	9	13	6	10	52	4.0
TOTAL		100-66	2104/21.0	473-884	.535	69-189	.365	232-315	.737	140	367	507	5.1	232-11	107	181	48	81	1247	12.5

44

DYLAN CARDWELL

G | 6-11 | 255 | Sr.
Augusta, Ga.
(McEachern HS)



SEASON SUPERLATIVES

Points: 11 vs. USC (12/17/23)
Field Goals Made: 4 vs. USC (12/17/23)
Field Goals Attempted: 6 vs. UNC Asheville (12/13/23)
3-Point Field Goals Made: None
3-Point Field Goals Attempted: 1 vs. USC (12/17/23)
Free Throws Made: 6 vs. St. Bonaventure (11/17/23)
Free Throws Attempted: 6 vs. St. Bonaventure (11/17/23)
Rebounds: 9 vs. Chattanooga (12/30/23), vs. Alabama A&M (11/21/23)
Assists: 4 vs. Baylor (11/7/23)
Blocks: 5 vs. Baylor (11/7/23)
Steals: 3 vs. USC (12/17/23)
Minutes Played: 18 vs. Chattanooga (12/30/23), vs. UNC Asheville (12/13/23)
Double-Figure Games: 1
20-Point Games: None
10-Rebound Games: None
5-Steal Games: None
Double-Doubles: None
Dunks: 15

CAREER SUPERLATIVES

Points: 11 vs. USC (12/17/23)
Field Goals Made: 5 vs. Ole Miss (2/6/21), vs. Yale (12/4/21)
Field Goals Attempted: 8 vs. Missouri (2/14/23)
3-Point Field Goals Made: 1 vs. Mississippi State (3/6/21)
3-Point Field Goals Attempted: 1 (four times)
Free Throws Made: 6 vs. St. Bonaventure (11/17/23), vs. Missouri (1/26/21)
Free Throws Attempted: 7 vs. Missouri (1/26/21)
Rebounds: 10 vs. Missouri (2/14/23)
Assists: 4 vs. Baylor (11/7/23)
Blocks: 5 (three times)
Steals: 4 at South Carolina (1/4/22)
Minutes Played: 29 vs. Ole Miss (2/6/21)
Double-Figure Games: 3
20-Point Games: None
10-Rebound Games: 1
Double-Doubles: None
Dunks: 82

CAREER HONORS

- 2022-23 CSC Academic All-District Team
- 2023 NABC Honors Court
- 2021-22 SEC Community Service Team
- Two-Time SEC Academic Honor Roll (2021-22 and 2022-23)
- 2020-21 First-Year SEC Academic Honor Roll

2023-24 GAME-BY-GAME STATISTICS

Opponent	GS	Min.	FG-A	3FG-A	FT-A	O-D-T	PF	A	TO	BLK	STL	PTS
vs. Baylor	14	2-3	0-0	1-3	2-2-4	4	4	0	5	1	5	
SE Louisiana	16	3-3	0-0	0-0	2-2-4	3	0	0	1	0	6	
vs. Notre Dame	15	1-2	0-0	0-0	1-0-1	2	1	4	1	2	2	
vs. St. Bonaventure	16	1-2	0-0	6-6	2-2-4	3	2	0	0	0	8	
Alabama A&M *	17	3-5	0-0	0-0	5-4-9	0	2	3	2	1	6	
Virginia Tech	12	0-0	0-0	2-5	0-0-0	1	2	0	0	0	2	
at App State	13	2-3	0-0	0-0	3-1-4	3	0	1	0	0	4	
vs. Indiana	17	1-2	0-0	0-0	4-4-8	1	0	0	0	1	2	
vs. UNC Asheville	18	3-6	0-0	0-0	1-0-1	2	0	0	1	0	6	
USC	17	4-5	0-1	3-4	2-3-5	3	2	0	2	3	11	
Alabama State	16	2-2	0-0	0-0	0-1-1	1	0	0	2	1	4	
Chattanooga	18	3-5	0-0	1-2	4-5-9	1	1	1	3	1	7	
Penn	9	3-3	0-0	0-0	1-2-3	4	0	0	0	0	6	
at Arkansas												
Texas A&M												
LSU												
at Vanderbilt												
Ole Miss												
at Alabama												
at Mississippi St.												
Vanderbilt												
at Ole Miss												
Alabama												
at Florida												
South Carolina												
Kentucky												
at Georgia												
at Tennessee												
Mississippi State												
at Missouri												
Georgia												

CARDWELL'S CAREER STATISTICS

SEASON	TEAM	GP-GS	MIN/AVG	Field Goals		3-Point		F-Throws		Rebounds				Scoring						
				FG-FGA	FG%	3FG-3FGA	3FG%	FT-FTA	FT%	OFF	DEF	TOT	AVG	PF-FO	A	TO	BLK	STL	PTS	AVG
2020-21	AUB	27-0	409/15.1	43-61	.705	1-1	1.000	16-28	.571	49	49	98	3.6	57-1	13	41	17	12	103	3.8
2021-22	AUB	34-0	394/11.6	49-71	.690	0-1	.000	4-10	.400	53	49	102	3.0	60-0	18	9	42	18	102	3.0
2022-23	AUB	32-1	428/13.4	56-75	.747	0-1	.000	7-22	.318	54	66	120	3.8	64-0	35	20	43	9	119	3.7
2023-24	AUB	13-1	200/15.4	28-41	.683	0-1	.000	13-20	.650	27	26	53	4.1	28-0	12	9	16	10	69	5.3
TOTAL		106-2	1431/13.5	176-248	.710	1-4	.250	40-80	.500	183	190	373	3.5	209-1	78	79	118	49	393	3.7

2023-24 OVERALL STATISTICS

Game Records

Record	Overall	Home	Away	Neutral
ALL GAMES	11-2	7-0	0-1	4-1
CONFERENCE	0-0	0-0	0-0	0-0
NON-CONFERENCE	11-2	7-0	0-1	4-1

Score by Periods

Team	1st	2nd	OT	TOT
Auburn	568	535	0	1103
Opponents	375	492	0	867

Team Box Score

No.	Player	Total					3-Point		F-Throw		Rebounds				PF		DQ		A		TO		BLK		STL		PTS		AVG	
		GP-GS	MIN	AVG	FG-FGA	FG%	3FG-3FGA	3FG%	FT-FTA	FT%	OFF	DEF	TOT	AVG	PF	DQ	A	TO	BLK	STL	PTS	AVG								
4	BROOME, Johni	13-12	299:07	23.0	79-140	.564	7-26	.269	40-71	.563	34	79	113	8.7	32	1	21	22	26	10	205	15.8								
2	WILLIAMS, Jaylin	13-13	285:10	21.9	56-96	.583	12-32	.375	25-32	.781	19	45	64	4.9	18	0	26	14	8	12	149	11.5								
1	HOLLOWAY, Aden	13-11	289:41	22.3	42-123	.341	30-82	.366	23-29	.793	2	15	17	1.3	18	0	51	13	1	4	137	10.5								
10	BAKER-MAZARA, Chad	13-0	253:20	19.5	35-79	.443	12-33	.364	37-42	.881	13	29	42	3.2	25	0	26	7	5	11	119	9.2								
12	JONES, Denver	13-12	268:02	20.6	30-76	.395	16-45	.356	28-30	.933	7	26	33	2.5	12	0	22	14	0	7	104	8.0								
0	JOHNSON, K.D.	13-0	216:56	16.7	32-75	.427	12-38	.316	23-29	.793	5	20	25	1.9	33	1	18	9	3	16	99	7.6								
3	DONALDSON, Tre	13-3	238:24	18.3	37-74	.500	12-30	.400	12-14	.857	7	26	33	2.5	14	0	45	18	0	9	98	7.5								
44	CARDWELL, Dylan	13-1	199:49	15.4	28-41	.683	0-1	.000	13-20	.650	27	26	53	4.1	28	0	12	9	16	10	69	5.3								
31	JOHNSON, Chaney	13-0	211:08	16.2	21-48	.438	2-11	.182	8-13	.615	18	34	52	4.0	32	1	9	13	6	10	52	4.0								
5	MOORE, Chris	13-13	214:34	16.5	15-31	.484	1-10	.100	15-19	.789	11	13	24	1.8	17	0	15	9	6	4	46	3.5								
24	BERMAN, Lior	12-0	81:40	6.8	5-14	.357	2-7	.286	4-8	.500	7	9	16	1.3	8	0	2	1	1	0	16	1.3								
21	MUSCHALEK, Blake	7-0	09:46	1.4	0-3	.000	0-0	.000	7-11	.636	0	0	0	0.0	0	0	0	0	0	1	7	1.0								
23	SCOTT, Addarin	8-0	11:44	1.5	0-0	.000	0-0	.000	2-2	1.000	2	2	4	0.5	1	0	0	1	1	0	2	0.3								
42	ALEXANDER, Haston	1-0	01:31	1.5	0-0	.000	0-0	.000	0-0	.000	0	1	1	1.0	1	0	0	0	0	0	0	0.0								
20	SOBERA, Carter	8-0	11:18	1.4	0-1	.000	0-0	.000	0-0	.000	0	1	1	0.1	0	0	0	0	0	0	0	0.0								
55	HARPER, Jalen	6-0	07:52	1.3	0-5	.000	0-2	.000	0-0	.000	0	0	0	0.0	1	0	0	0	0	0	0	0.0								
Team											14	31	45					4												
Total		13	2600		380-806	.471	106-317	.334	237-320	.741	166	357	523	40.2	240	3	247	134	73	94	1103	84.8								
Opponents		13	2600		290-747	.388	80-267	.300	207-278	.745	129	296	425	32.7	249	8	130	177	33	83	867	66.7								

Team Statistics

	AUB	OPP
Scoring	1103	867
Points per game	84.8	66.7
Scoring margin	+18.2	-
Field goals-att	380-806	290-747
Field goal pct	.471	.388
3 point fg-att	106-317	80-267
3-point FG pct	.334	.300
3-pt FG made per game	8.2	6.2
Free throws-att	237-320	207-278
Free throw pct	.741	.745
F-Throws made per game	18.2	15.9
Rebounds	523	425
Rebounds per game	40.2	32.7
Rebounding margin	+7.5	-
Assists	247	130
Assists per game	19.0	10.0
Turnovers	134	177
Turnovers per game	10.3	13.6
Turnover margin	+3.3	-
Assist/turnover ratio	1.8	0.7
Steals	94	83
Steals per game	7.2	6.4
Blocks	73	33
Blocks per game	5.6	2.5
Winning streak	6	-
Home win streak	7	-
Attendance	63847	7037
Home games-Avg/Game	7-9121	1-7037
Neutral site-Avg/Game	-	5-5716

Team Results

Date	Opponent		Score	Att.
11/07/2023	vs Baylor	L	82-88	3028
11/10/2023	Southeastern La.	W	86-71	9121
11/16/2023	vs Notre Dame	W	83-59	5524
11/17/2023	vs St. Bonaventure	W	77-60	4849
11/21/2023	Alabama A&M	W	84-54	9121
11/29/2023	Virginia Tech	W	74-57	9121
12/03/2023	at App State	L	64-69	7037
12/09/2023	vs Indiana	W	104-76	8623
12/13/2023	vs UNC Asheville	W	87-62	6556
12/17/2023	Southern California	W	91-75	9121
12/22/2023	Alabama St.	W	82-62	9121
12/30/2023	Chattanooga	W	101-66	9121
01/02/2024	Penn	W	88-68	9121

TEAM AND OPPONENT SUPERLATIVES

AUBURN GAME HIGHS

Auburn - Game Highs

POINTS	104	vs Indiana (N) (12/09/2023)
	101	Chattanooga (12/30/2023)
	91	Southern California (12/17/2023)
	88	Penn (01/02/2024)
	87	vs UNC Asheville (N) (12/13/2023)
FIELD GOALS MADE	37	Chattanooga (12/30/2023)
	35	vs Indiana (N) (12/09/2023)
FIELD GOAL ATTEMPTS	72	vs Indiana (N) (12/09/2023)
	70	Southeastern La. (11/10/2023)
FIELD GOAL PERCENTAGE	.561 (37-66)	Chattanooga (12/30/2023)
	.534 (31-58)	vs Notre Dame (N) (11/16/2023)
3 PT FG MADE	14	vs Indiana (N) (12/09/2023)
	12	Penn (01/02/2024)
3 PT FG ATTEMPTS	35	Penn (01/02/2024)
	32	Southeastern La. (11/10/2023)
3 PT FG PERCENTAGE	.483 (14-29)	vs Indiana (N) (12/09/2023)
	.474 (9-19)	vs Baylor (N) (11/07/2023)
FREE THROWS MADE	26	Alabama St. (12/22/2023)
	26	Alabama A&M (11/21/2023)
FREE THROW ATTEMPTS	36	Virginia Tech (11/29/2023)
	36	Alabama A&M (11/21/2023)
FREE THROW PERCENTAGE	.870 (20-23)	vs Indiana (N) (12/09/2023)
	.850 (17-20)	Southeastern La. (11/10/2023)
REBOUNDS	48	at App State (12/03/2023)
	48	Alabama A&M (11/21/2023)
ASSISTS	25	vs Indiana (N) (12/09/2023)
	23	Chattanooga (12/30/2023)
STEALS	11	Alabama St. (12/22/2023)
	11	Virginia Tech (11/29/2023)
BLOCKED SHOTS	10	vs Baylor (N) (11/07/2023)
	8	Chattanooga (12/30/2023)
TURNOVERS	18	Alabama St. (12/22/2023)
	15	vs Baylor (N) (11/07/2023)
FOULS	32	vs Baylor (N) (11/07/2023)
	22	Southern California (12/17/2023)
	22	Virginia Tech (11/29/2023)

OPPONENT GAME HIGHS

Opponent - Game Highs

POINTS	88	vs Baylor (N) (11/07/2023)
	76	vs Indiana (N) (12/09/2023)
	75	Southern California (12/17/2023)
	71	Southeastern La. (11/10/2023)
	69	at App State (12/03/2023)
FIELD GOALS MADE	26	vs Baylor (N) (11/07/2023)
	25	Penn (01/02/2024)
	25	Southeastern La. (11/10/2023)
FIELD GOAL ATTEMPTS	63	Southeastern La. (11/10/2023)
	62	vs Notre Dame (N) (11/16/2023)
FIELD GOAL PERCENTAGE	.451 (23-51)	vs UNC Asheville (N) (12/13/2023)
	.433 (26-60)	vs Baylor (N) (11/07/2023)
3 PT FG MADE	11	Chattanooga (12/30/2023)
	10	Penn (01/02/2024)
3 PT FG ATTEMPTS	33	Chattanooga (12/30/2023)
	28	Penn (01/02/2024)
3 PT FG PERCENTAGE	.474 (9-19)	vs Baylor (N) (11/07/2023)
	.471 (8-17)	at App State (12/03/2023)
FREE THROWS MADE	27	vs Baylor (N) (11/07/2023)
	23	Virginia Tech (11/29/2023)
FREE THROW ATTEMPTS	34	vs Baylor (N) (11/07/2023)
	31	Virginia Tech (11/29/2023)
FREE THROW PERCENTAGE	.875 (14-16)	Alabama St. (12/22/2023)
	.846 (11-13)	vs St. Bonaventure (N) (11/17/2023)
REBOUNDS	44	Virginia Tech (11/29/2023)
	38	Southern California (12/17/2023)
	38	vs Baylor (N) (11/07/2023)
ASSISTS	16	Chattanooga (12/30/2023)
	14	vs UNC Asheville (N) (12/13/2023)
	14	vs Indiana (N) (12/09/2023)
STEALS	14	Alabama St. (12/22/2023)
	10	vs Baylor (N) (11/07/2023)
BLOCKED SHOTS	5	Alabama St. (12/22/2023)
	4	vs Indiana (N) (12/09/2023)
	4	vs Baylor (N) (11/07/2023)
TURNOVERS	21	Virginia Tech (11/29/2023)
	18	Alabama St. (12/22/2023)
FOULS	26	Alabama A&M (11/21/2023)
	25	Virginia Tech (11/29/2023)

AUBURN GAME LOWS

Auburn - Game Lows

POINTS	64	at App State (12/03/2023)
	74	Virginia Tech (11/29/2023)
	77	vs St. Bonaventure (N) (11/17/2023)
	82	Alabama St. (12/22/2023)
	82	vs Baylor (N) (11/07/2023)
FIELD GOALS MADE	24	Virginia Tech (11/29/2023)
	25	Alabama St. (12/22/2023)
	25	vs St. Bonaventure (N) (11/17/2023)
FIELD GOAL ATTEMPTS	52	vs St. Bonaventure (N) (11/17/2023)
	54	Alabama St. (12/22/2023)
FIELD GOAL PERCENTAGE	.387 (24-62)	Virginia Tech (11/29/2023)
	.394 (26-66)	at App State (12/03/2023)
3 PT FG MADE	2	Virginia Tech (11/29/2023)
	3	at App State (12/03/2023)
3 PT FG ATTEMPTS	16	Virginia Tech (11/29/2023)
	19	vs Baylor (N) (11/07/2023)
3 PT FG PERCENTAGE	.111 (3-27)	at App State (12/03/2023)
	.125 (2-16)	Virginia Tech (11/29/2023)
FREE THROWS MADE	9	at App State (12/03/2023)
	12	vs UNC Asheville (N) (12/13/2023)
	12	vs Notre Dame (N) (11/16/2023)
FREE THROW ATTEMPTS	15	vs UNC Asheville (N) (12/13/2023)
	16	vs Notre Dame (N) (11/16/2023)
FREE THROW PERCENTAGE	.474 (9-19)	at App State (12/03/2023)
	.667 (24-36)	Virginia Tech (11/29/2023)
REBOUNDS	34	vs St. Bonaventure (N) (11/17/2023)
	35	Southern California (12/17/2023)
	35	vs Notre Dame (N) (11/16/2023)
ASSISTS	12	Virginia Tech (11/29/2023)
	14	Alabama St. (12/22/2023)
STEALS	3	at App State (12/03/2023)
	4	vs St. Bonaventure (N) (11/17/2023)
BLOCKED SHOTS	2	at App State (12/03/2023)
	3	vs Indiana (N) (12/09/2023)
	3	vs St. Bonaventure (N) (11/17/2023)
TURNOVERS	3	vs Indiana (N) (12/09/2023)
	6	Penn (01/02/2024)
FOULS	11	Penn (01/02/2024)
	13	Alabama St. (12/22/2023)

OPPONENT GAME LOWS

Opponent - Game Lows

POINTS	54	Alabama A&M (11/21/2023)
	57	Virginia Tech (11/29/2023)
	59	vs Notre Dame (N) (11/16/2023)
	60	vs St. Bonaventure (N) (11/17/2023)
	62	Alabama St. (12/22/2023)
	62	vs UNC Asheville (N) (12/13/2023)
FIELD GOALS MADE	14	Virginia Tech (11/29/2023)
	19	Alabama A&M (11/21/2023)
FIELD GOAL ATTEMPTS	51	vs UNC Asheville (N) (12/13/2023)
	51	at App State (12/03/2023)
	51	Virginia Tech (11/29/2023)
FIELD GOAL PERCENTAGE	.275 (14-51)	Virginia Tech (11/29/2023)
	.333 (19-57)	Alabama A&M (11/21/2023)
3 PT FG MADE	2	vs Notre Dame (N) (11/16/2023)
	3	Alabama A&M (11/21/2023)
	3	vs St. Bonaventure (N) (11/17/2023)
3 PT FG ATTEMPTS	14	Southeastern La. (11/10/2023)
	15	Alabama A&M (11/21/2023)
3 PT FG PERCENTAGE	.077 (2-26)	vs Notre Dame (N) (11/16/2023)
	.125 (3-24)	vs St. Bonaventure (N) (11/17/2023)
FREE THROWS MADE	8	Penn (01/02/2024)
	9	vs UNC Asheville (N) (12/13/2023)
FREE THROW ATTEMPTS	13	vs St. Bonaventure (N) (11/17/2023)
	14	Penn (01/02/2024)
FREE THROW PERCENTAGE	.500 (9-18)	vs UNC Asheville (N) (12/13/2023)
	.571 (8-14)	Penn (01/02/2024)
REBOUNDS	23	Chattanooga (12/30/2023)
	26	vs UNC Asheville (N) (12/13/2023)
ASSISTS	6	Alabama A&M (11/21/2023)
	6	Southeastern La. (11/10/2023)
STEALS	2	vs Indiana (N) (12/09/2023)
	4	Penn (01/02/2024)
	4	Southern California (12/17/2023)
BLOCKED SHOTS	1	vs UNC Asheville (N) (12/13/2023)
	1	vs St. Bonaventure (N) (11/17/2023)
	1	Southeastern La. (11/10/2023)
TURNOVERS	7	at App State (12/03/2023)
	9	Southeastern La. (11/10/2023)
FOULS	9	vs UNC Asheville (N) (12/13/2023)
	12	Penn (01/02/2024)

TEAM AND INDIVIDUAL SUPERLATIVES

AUBURN INDIVIDUAL HIGHS

Auburn - Individual Game Highs

POINTS	30	Johni Broome vs Virginia Tech (11/29/2023)
	24	Johni Broome vs Penn (01/02/2024)
	24	Aden Holloway vs Indiana (N) (12/09/2023)
	24	Jaylin Williams vs Indiana (N) (12/09/2023)
	21	Jaylin Williams vs Chattanooga (12/30/2023)
	21	Johni Broome at App State (12/03/2023)
FIELD GOALS MADE	11	Johni Broome vs Virginia Tech (11/29/2023)
	10	Johni Broome at App State (12/03/2023)
FIELD GOAL ATTEMPTS	19	Johni Broome vs Virginia Tech (11/29/2023)
	16	Johni Broome at App State (12/03/2023)
FIELD GOAL PERCENTAGE (min 5 made)	1.000 (9-9)	Jaylin Williams vs Chattanooga (12/30/2023)
	.900 (9-10)	Johni Broome vs Penn (01/02/2024)
3 PT FG MADE	5	Aden Holloway vs Indiana (N) (12/09/2023)
	4	Aden Holloway vs Southern California (12/17/2023)
	4	Aden Holloway vs Notre Dame (N) (11/16/2023)
	4	Aden Holloway vs Baylor (N) (11/07/2023)
3 PT FG ATTEMPTS	8	Aden Holloway vs Chattanooga (12/30/2023)
	8	Aden Holloway vs Indiana (N) (12/09/2023)
	8	Aden Holloway vs Southeastern La. (11/10/2023)
	8	Aden Holloway vs Baylor (N) (11/07/2023)
3 PT FG PERCENTAGE (min 2 made)	1.000 (3-3)	Chad Baker-Mazara vs UNC Asheville (N) (12/13/2023)
	1.000 (3-3)	Denver Jones vs St. Bonaventure (N) (11/17/2023)
	1.000 (2-2)	Jaylin Williams vs Chattanooga (12/30/2023)
	1.000 (2-2)	K.D. Johnson vs Chattanooga (12/30/2023)
	1.000 (2-2)	Denver Jones vs Southern California (12/17/2023)
FREE THROWS MADE	8	Johni Broome vs Virginia Tech (11/29/2023)
	6	Johni Broome vs Alabama St. (12/22/2023)
	6	Jaylin Williams vs Alabama St. (12/22/2023)
	6	Denver Jones vs Southern California (12/17/2023)
	6	Jaylin Williams vs Indiana (N) (12/09/2023)
	6	Denver Jones vs Virginia Tech (11/29/2023)
	6	Dylan Cardwell vs St. Bonaventure (N) (11/17/2023)
	6	K.D. Johnson vs Notre Dame (N) (11/16/2023)
	6	Johni Broome vs Baylor (N) (11/07/2023)
FREE THROW ATTEMPTS	13	Johni Broome vs Virginia Tech (11/29/2023)
	11	Johni Broome vs St. Bonaventure (N) (11/17/2023)
FREE THROW PERCENTAGE (min 3 made)	1.000 (6-6)	Jaylin Williams vs Alabama St. (12/22/2023)
	1.000 (6-6)	Denver Jones vs Southern California (12/17/2023)
	1.000 (6-6)	Denver Jones vs Virginia Tech (11/29/2023)
	1.000 (6-6)	Dylan Cardwell vs St. Bonaventure (N) (11/17/2023)
	1.000 (5-5)	Aden Holloway vs Indiana (N) (12/09/2023)
	1.000 (5-5)	Chad Baker-Mazara vs Virginia Tech (11/29/2023)
	1.000 (4-4)	Tre Donaldson vs Chattanooga (12/30/2023)
	1.000 (4-4)	K.D. Johnson vs Alabama St. (12/22/2023)
	1.000 (4-4)	Chris Moore vs Alabama St. (12/22/2023)
	1.000 (4-4)	Denver Jones vs Indiana (N) (12/09/2023)
	1.000 (3-3)	Johni Broome vs Southern California (12/17/2023)
	1.000 (3-3)	K.D. Johnson vs Indiana (N) (12/09/2023)
	1.000 (3-3)	Jaylin Williams vs St. Bonaventure (N) (11/17/2023)
	1.000 (3-3)	Johni Broome vs Southeastern La. (11/10/2023)
	1.000 (3-3)	K.D. Johnson vs Southeastern La. (11/10/2023)
	1.000 (3-3)	Chad Baker-Mazara vs Baylor (N) (11/07/2023)
REBOUNDS	13	Johni Broome vs Alabama St. (12/22/2023)
	13	Johni Broome at App State (12/03/2023)
	13	Johni Broome vs Virginia Tech (11/29/2023)

OPPONENT INDIVIDUAL HIGHS

Opponent - Individual Game Highs

POINTS	28	Ja'Kobe Walter vs Baylor (N) (11/07/2023)
	24	Roger McFarlane vs Southeastern La. (11/10/2023)
	23	Drew Pember vs UNC Asheville (N) (12/13/2023)
	22	Boogie Ellis vs Southern California (12/17/2023)
	20	Sam Brown vs Penn (01/02/2024)
FIELD GOALS MADE	9	Roger McFarlane vs Southeastern La. (11/10/2023)
	7	Sam Brown vs Penn (01/02/2024)
	7	Isaiah Range vs Alabama St. (12/22/2023)
	7	Boogie Ellis vs Southern California (12/17/2023)
	7	Drew Pember vs UNC Asheville (N) (12/13/2023)
	7	Chad Venning vs St. Bonaventure (N) (11/17/2023)
	7	J.R. Konieczny vs Notre Dame (N) (11/16/2023)
	7	Ja'Kobe Walter vs Baylor (N) (11/07/2023)
FIELD GOAL ATTEMPTS	23	Roger McFarlane vs Southeastern La. (11/10/2023)
	20	Markus Burton vs Notre Dame (N) (11/16/2023)
FIELD GOAL PERCENTAGE (min 5 made)	.875 (7-8)	Chad Venning vs St. Bonaventure (N) (11/17/2023)
	.833 (5-6)	Nick McMullen vs UNC Asheville (N) (12/13/2023)
3 PT FG MADE	4	Sam Brown vs Penn (01/02/2024)
	4	Honor Huff vs Chattanooga (12/30/2023)
	4	Roger McFarlane vs Southeastern La. (11/10/2023)
	4	Ja'Kobe Walter vs Baylor (N) (11/07/2023)
3 PT FG ATTEMPTS	8	Honor Huff vs Chattanooga (12/30/2023)
	8	Isaiah Range vs Alabama St. (12/22/2023)
3 PT FG PERCENTAGE (min 2 made)	.750 (3-4)	Jaydon Young vs Virginia Tech (11/29/2023)
	.667 (4-6)	Sam Brown vs Penn (01/02/2024)
	.667 (2-3)	Demetrius Davis vs Chattanooga (12/30/2023)
	.667 (2-3)	Gabe Cupps vs Indiana (N) (12/09/2023)
	.667 (2-3)	Myles Tate at App State (12/03/2023)
	.667 (2-3)	CJ Huntley at App State (12/03/2023)
	.667 (2-3)	John Camden vs Virginia Tech (11/29/2023)
FREE THROWS MADE	10	Ja'Kobe Walter vs Baylor (N) (11/07/2023)
	8	Ke'el Ware vs Indiana (N) (12/09/2023)
FREE THROW ATTEMPTS	10	Ke'el Ware vs Indiana (N) (12/09/2023)
	10	Ja'Kobe Walter vs Baylor (N) (11/07/2023)
FREE THROW PERCENTAGE (min 3 made)	1.000 (10-10)	Ja'Kobe Walter vs Baylor (N) (11/07/2023)
	1.000 (4-4)	Trey Bonham vs Chattanooga (12/30/2023)
	1.000 (4-4)	Mackenzie Mgbako vs Indiana (N) (12/09/2023)
	1.000 (4-4)	Terence Harcum at App State (12/03/2023)
	1.000 (4-4)	Nick Caldwell vs Southeastern La. (11/10/2023)
	1.000 (3-3)	Honor Huff vs Chattanooga (12/30/2023)
	1.000 (3-3)	Anthony Walker vs Indiana (N) (12/09/2023)
	1.000 (3-3)	Tae Davis vs Notre Dame (N) (11/16/2023)
REBOUNDS	11	J.R. Konieczny vs Notre Dame (N) (11/16/2023)
	11	Roger McFarlane vs Southeastern La. (11/10/2023)
ASSISTS	6	Nick Spinoso vs Penn (01/02/2024)
	6	Caleb Burgess vs UNC Asheville (N) (12/13/2023)
STEALS	3	Micah Octave vs Alabama St. (12/22/2023)
	3	CJ Huntley at App State (12/03/2023)
	3	Braeden Shrewsbury vs Notre Dame (N) (11/16/2023)
	3	Jayden Nunn vs Baylor (N) (11/07/2023)
BLOCKED SHOTS	3	Sam Alexis vs Chattanooga (12/30/2023)
	3	Ubong Okon vs Alabama St. (12/22/2023)
	3	Joshua Morgan vs Southern California (12/17/2023)
TURNOVERS	7	Sean Pedulla vs Virginia Tech (11/29/2023)
	7	Ray Dennis vs Baylor (N) (11/07/2023)

MISCELLANEOUS STATISTICS

AUBURN'S RECORD IN BRUCE PEARL ERA

Overall (On-Court)	11-2	198-113
Home	7-0	119-31
Away	0-1	42-62
Neutral	4-1	38-20
Conference (On-Court)	0-0	84-78
Home	0-0	53-28
Away	0-0	31-50
Non-Conference (On-Court)	11-2	109-35
Home	7-0	62-3
Away	0-1	9-12
Neutral	4-1	37-20
Overtime	0-0	12-6
Ranked opponents	0-1	18-27
Unranked opponents	11-1	168-86
Wearing white uniforms	7-0	116-41
Wearing navy uniforms	2-1	41-50
Wearing orange uniforms	2-1	29-22
Leading at half	11-1	143-25
Trailing at half	0-1	38-84
Tied at half	0-0	5-4
Leading with 5:00 remaining in second half	11-1	164-7
Trailing with 5:00 remaining in second half	0-1	20-102
Tied with 5:00 remaining in second half	0-0	4-4
Has more rebounds than opponent	8-1	118-28
Has fewer rebounds than opponent	2-0	65-46
Same rebounds as opponent	1-1	3-9
Commits more turnovers than opponent	0-1	43-69
Causes more turnovers than opponent	9-1	126-46
Same turnovers as opponent	2-0	17-8
Has more FT attempts than opponent	8-0	129-42
Has fewer FT attempts than opponent	3-2	55-68
Same FT attempts as opponent	0-0	3-3
Shoots 40% or better from field	10-1	157-50
Shoots less than 40% from field	1-1	29-63
Opponent shoots 40% or better from field	4-2	109-98
Opponent shoots less than 40% from field	7-0	77-15
Shoots better than opponent	11-1	137-20
Opponent shoots better	0-1	47-92
Same FG percentage	0-0	2-1
Auburn bench outscores opponent's bench	11-1	120-38
Opponent's bench outscores Auburn bench	0-1	63-70
Same points off the bench	0-0	2-6
Auburn scores 100 or more	2-0	11-1
Auburn scores between 90-99	1-0	27-2
Auburn scores between 80-89	6-1	71-18
Auburn scores between 70-79	2-0	54-25
Auburn scores between 60-69	0-1	19-40
Auburn scores less than 60	0-0	3-27
Opponent scores 100 or more	0-0	0-5
Opponent scores between 90-99	0-0	3-17
Opponent scores between 80-89	0-1	20-37
Opponent scores between 70-79	3-0	61-31
Opponent scores between 60-69	5-1	65-18
Opponent scores less than 60	3-0	36-5
On Sunday	1-1	7-4
On Monday	0-0	6-5
On Tuesday	2-1	36-24
On Wednesday	2-0	38-24
On Thursday	1-0	12-3
On Friday	3-0	26-6
On Saturday	2-0	61-47
In November	5-1	46-10
In December	5-1	47-14
In January	1-0	42-31
In February	0-0	28-40
In March	0-0	23-17
In April	0-0	0-1
Five-plus players score in double-figures	3-0	44-9
Four players score in double figures	3-0	66-21
Three players score in double figures	3-1	52-45

MISCELLANEOUS

Largest margin of victory	35 vs. Chattanooga (12/30/23)
Smallest margin of victory	15 vs. Southeastern Louisiana (11/10/23)
Largest margin of defeat	6 vs. Baylor (11/7/23)
Smallest margin of defeat	5 at Appalachian State (12/3/23)
Biggest rebound margin	+23 vs. Chattanooga (12/30/23)
Biggest rebound deficit	-4 vs. Virginia Tech (11/29/23)
Average margin of victory/defeat	+22.2/-5.5
Largest halftime lead	+34 (49-15) vs. Alabama A&M (11/21/23)
Largest halftime lead blown	+9 (43-34) vs. Baylor (11/7/23)
Largest halftime deficit	-3 (31-33) at Appalachian State (12/3/23)
Largest halftime deficit overcome to win	
Largest overall lead	43 vs. Alabama A&M, 2nd Half (11/21/23)
Largest overall lead blown	9 vs. Baylor, 1st Half (11/7/23)
Largest overall deficit	-12 vs. Indiana, 1st Half (12/9/23)
Largest deficit overcome to win	-12 vs. Indiana (12/9/23)

TEAM EXTREMES

Most points scored	104 vs. Indiana (12/9/23)
Fewest points scored	64 at Appalachian State (12/3/23)
Most rebounds	48 at Appalachian State (12/3/23), vs. Alabama A&M (11/21/23)
Fewest rebounds	34 vs. St. Bonaventure (11/17/23)
Most assists	25 vs. Indiana (12/9/23)
Fewest assists	12 vs. Virginia Tech (11/29/23)
Most turnovers	18 vs. Alabama State (12/22/23)
Fewest turnovers	3 vs. Indiana (12/9/23) - tied school single-game record
Most steals	11 vs. Alabama State (12/22/23), vs. Virginia Tech (11/29/23)
Fewest steals	3 at Appalachian State (12/3/23)
Most blocks	10 vs. Baylor (11/7/23)
Fewest blocks	2 at Appalachian State (12/3/23)
Best shooting percentage	.561 (37-66) vs. Chattanooga (12/30/23)
Worst shooting percentage	.387 (24-62) vs. Virginia Tech (11/29/23)
Best 3-pt. percentage	.483 (14-29) vs. Indiana (12/9/23)
Worst 3-pt. percentage	.111 (3-27) at Appalachian State (12/3/23)
Best FT percentage	.870 (20-23) vs. Indiana (12/9/23)
Worst FT percentage	.474 (9-19) at Appalachian State (12/3/23)
Most points (1st half)	52 vs. Indiana (12/9/23)
Fewest points (1st half)	31 at Appalachian State (12/3/23)
Most points (2nd half)	52 vs. Chattanooga (12/30/23), vs. Indiana (12/9/23)
Fewest points (2nd half)	29 vs. St. Bonaventure (11/17/23)
Most points (OT)	
Fewest points (OT)	

STARTING LINEUPS

Record when starting lineup is:

Donaldson, Jones, Moore, J. Williams, Broome	1-1
Holloway, Jones, Moore, J. Williams, Broome	9-1
Holloway, Donaldson, Moore, J. Williams, Cardwell	1-0

Record when starts (Career):

Johni Broome	10-2 (72-33)
Chaney Johnson	(49-17)
Jaylin Williams	11-2 (43-29)
K.D. Johnson	(25-6)
Denver Jones	10-2 (27-19)
Chris Moore	11-2 (23-5)
Chad Baker-Mazara	(7-6)
Tre Donaldson	2-1 (2-1)
Aden Holloway	10-1 (10-1)
Dylan Cardwell	1-0 (2-0)

2023-24 BOX SCORES

GAME 1 | #20/17 BAYLOR 88, AUBURN 82

Official Basketball Box Score - Final Auburn at Baylor 11/07/23 Sanford Pentagon, Sioux Falls 2023-24 Men's Basketball Officials: Doug Simons, Pat Adams, Terry Ojlesky													Game Time: 8:00 PM Game Duration: 2:25 Attendance: 3,028		
Auburn - 82 Record: 0-1															
NO. Name	Min	FG M-A	3P M-A	FT M-A	Rebounds OR DR TOT	Fouls PF FD	TP	AS	TO	ST	Blocks BS BA	+/-			
2 Jaylin Williams	F 26:31	2-6	0-1	0-0	2 4 6	1 1 4	1	2	0	1	0	-9			
4 Johni Broome	F 25:25	4-10	2-3	6-10	5 6 11	6 7 16	2	1	0	1	1	-9			
5 Chris Moore	F 23:04	2-4	0-0	0-0	0 2 2	4 2 4	1	0	0	2	1	-11			
3 Tre Donaldson	G 13:56	2-3	0-1	2-2	0 3 3	4 1 6	1	1	4	0	0	3			
12 Denver Jones	G 23:50	4-10	3-5	2-2	0 1 1	2 2 13	2	2	1	0	1	4			
0 K.D. Johnson	B 16:10	3-5	0-1	0-0	0 0 0	4 0 6	0	1	1	0	0	-10			
1 Aden Holloway	26:04	6-15	4-8	3-5	0 3 3	0 3 19	6	3	0	1	1	-9			
10 Chad Baker-Mazara	12:17	2-4	0-0	3-3	2 0 2	4 3 7	0	1	2	0	0	3			
31 Chaney Johnson	13:45	1-3	0-0	0-0	1 2 3	2 0 2	1	0	0	0	0	1			
44 Dylan Cardwell	14:19	2-3	0-0	1-3	2 2 4	4 2 5	4	0	1	5	0	5			
24 Lior Berman	04:39	0-0	0-0	0-0	0 0 0	1 0 1	0	0	0	0	0	2			
Team					2 1 3	0	0	1							
Totals		28-63	9-19	17-25	14 24 38	32 21	82	18	15	5	10	4			

Shooting By Period		
1st FG%	15-30	50.0%
3PT%	3-6	50.0%
FT%	10-13	76.9%
2nd FG%	13-33	39.4%
3PT%	6-13	46.2%
FT%	7-12	58.3%
GM FG%	28-63	44.4%
3PT%	9-19	47.4%
FT%	17-25	68.0%
Dead Ball Rebounds: 3, 1		

Technical Fouls: Broome 2nd 0:27

Baylor - 88 Record: 1-0												
NO. Name	Min	FG M-A	3P M-A	FT M-A	Rebounds OR DR TOT	Fouls PF FD	TP	AS	TO	ST	Blocks BS BA	+/-
11 Jalen Bridges	F 31:13	4-10	2-6	3-5	1 7 8	1 4 13	2	0	2	1	1	12
23 Jonathan Tchamwa Tchatchoua	F 06:33	0-0	0-0	0-0	1 0 1	1 0 0	0	0	0	0	0	-5
2 Jayden Nunn	G 28:58	1-8	0-1	5-6	2 4 6	3 5 7	3	0	3	1	3	15
4 Ja'Kobe Walter	G 33:25	7-13	4-7	10-10	3 3 6	2 8 8	2	0	2	0	1	9
10 RayJ Dennis	G 28:51	6-10	1-1	2-2	0 4 4	4 1 15	2	7	2	0	1	10
21 Yves Missi	17:41	3-5	0-0	4-6	0 0 0	4 8 10	0	1	2	2	1	17
13 Langston Love	20:23	3-9	2-4	2-3	1 1 2	1 2 10	1	0	1	1	0	-9
15 Josh Ojariwuna	15:46	1-2	0-0	1-2	3 2 5	4 2 3	1	2	0	0	0	-6
1 Miro Little	02:09	1-1	0-0	0-0	0 1 1	2 1 2	0	2	0	0	0	-3
12 Dantwan Grimes	02:32	0-2	0-0	0-0	1 0 1	0 0 0	0	0	0	0	0	-5
33 Caleb Lohner	12:29	0-0	0-0	0-0	1 1 2	0 0 0	1	1	0	0	0	-5
Team					1 1 2	0	0	1				
Totals		26-60	9-19	27-34	14 24 38	22 31	88	10	15	10	4	10

Shooting By Period		
1st FG%	12-32	37.5%
3PT%	4-11	36.4%
FT%	6-8	75%
2nd FG%	14-28	50.0%
3PT%	5-8	62.5%
FT%	21-26	80.8%
GM FG%	26-60	43.3%
3PT%	9-19	47.4%
FT%	27-34	79.4%
Dead Ball Rebounds: 2, 2		

Technical Fouls: Walter 2nd 0:27

AUBURN		BAYLOR		Points from Turnovers		AUBURN		BAYLOR		Period by Period Scoring		
Biggest lead	9 (1 st 0:22)	6 (1 st 12:21)	16	18	1st	2nd	TOT	AUBURN	BAYLOR	1st	2nd	TOT
Best Scoring Run	7 (1 st 6:16)	11 (2 nd 1:25)	Paint	34	32	34	39	82	88			
Lead Changes	6	5	Second Chance	12	17	34	54	88				
Times Tied	5	6	Fast Breaks	14	9							
Time with Lead	25:20	11:08	Bench	39	25							

GAME 3 | AUBURN 83, NOTRE DAME 59

Official Basketball Box Score - Final Auburn at Notre Dame 11/16/23 Barclays Center, Brooklyn 2023 Wild Seats Legends Classic Presented by Old Trapper Officials: Matt Potter, AJ Desai, Pat Evans													Game Time: 9:00 PM Game Duration: 1:55 Attendance: 5,534		
Auburn - 83 Record: 2-1															
NO. Name	Min	FG M-A	3P M-A	FT M-A	Rebounds OR DR TOT	Fouls PF FD	TP	AS	TO	ST	Blocks BS BA	+/-			
2 Jaylin Williams	F 22:31	5-11	1-3	0-0	1 6 7	0 1 11	2	1	0	2	0	12			
4 Johni Broome	F 19:03	7-9	1-2	0-1	2 4 6	4 2 15	4	3	0	0	0	23			
5 Chris Moore	F 22:42	3-4	1-1	3-4	3 1 4	0 2 10	2	0	0	0	0	21			
1 Aden Holloway	G 22:42	5-9	4-5	1-1	0 1 1	1 15 5	2	2	0	0	0	19			
12 Denver Jones	G 17:53	1-5	0-2	0-0	2 2 2	0 2 2	1	1	1	0	0	14			
0 K.D. Johnson	22:16	0-2	0-0	6-7	0 3 3	2 5 8	0	1	1	0	1	13			
10 Chad Baker-Mazara	18:44	2-3	0-1	2-3	0 2 2	0 3 6	1	1	1	1	0	5			
31 Chaney Johnson	13:22	2-2	0-0	0-0	4 4 5	4 0 4	1	0	0	0	0	12			
3 Tre Donaldson	16:34	4-6	2-4	0-0	1 1 2	0 10 5	0	1	0	0	0	3			
44 Dylan Cardwell	15:36	1-2	0-0	0-0	1 0 1	2 0 2	1	4	2	1	0	-3			
24 Lior Berman	05:34	0-0	0-0	0-0	1 2 3	2 0 0	0	0	0	0	0	1			
20 Carter Sobera	00:44	0-0	0-0	0-0	0 0 0	0 0 0	0	0	0	0	0	0			
21 Blake Muschalek	00:44	0-1	0-0	0-0	0 0 0	0 0 0	0	0	0	0	0	0			
23 Addarin Scott	00:44	0-0	0-0	0-0	0 0 0	0 0 0	0	0	0	0	0	0			
55 Jalen Harper	00:44	0-0	0-0	0-0	0 0 0	0 0 0	0	0	0	0	0	0			
Team					0 1 1	0	0	0							
Totals		31-58	9-20	12-16	9 26 35	18 16	83	22	13	6	5	24			

Shooting By Period		
1st FG%	15-35	42.9%
3PT%	2-13	15.4%
FT%	6-7	85.7%
2nd FG%	6-27	22.2%
3PT%	0-13	0.0%
FT%	14-17	82.4%
GM FG%	31-58	53.4%
3PT%	9-20	45.0%
FT%	12-16	75.0%
Dead Ball Rebounds: 1, 0		

Technical Fouls: NONE

Notre Dame - 59 Record: 1-2												
NO. Name	Min	FG M-A	3P M-A	FT M-A	Rebounds OR DR TOT	Fouls PF FD	TP	AS	TO	ST	Blocks BS BA	+/-
13 Tae Davis	F 17:58	5-8	0-3	3-3	4 2 6	4 4 13	1	2	0	0	0	-26
25 Matt Zona	F 22:02	0-1	0-1	1-2	1 3 4	2 2 1	2	0	1	0	0	-13
1 Julian Popper II	G 25:16	1-5	0-3	0-0	0 2 2	3 0 2	2	0	2	0	0	-22
3 Markus Burton	G 29:10	4-20	4-15	1-2	3 3 5	12 12	1	1	1	1	1	-19
11 Braeden Shrewsbury	G 29:52	4-11	2-7	0-0	0 3 3	1 1 10	1	1	3	0	1	-18
0 Carey Booth	17:58	0-4	0-3	3-4	0 2 2	0 2 3	0	1	0	0	0	-11
2 Logan Imes	22:47	0-2	0-2	0-0	0 2 2	1 0 0	1	1	1	1	0	-8
20 J.R. Konecny	29:33	7-11	0-3	4-5	6 5 11	1 4 18	0	1	1	0	0	-3
4 Alex Wade	03:01	0-0	0-0	0-0	0 0 0	0 0 0	0	1	0	0	0	0
5 Raheem Brailton	02:23	0-0	0-0	0-0	0 0 0	1 0 0	0	1	0	0	0	0
Team					2 0 2	0	0	4				
Totals		21-62	2-26	15-19	14 21 35	16 18	59	9	13	9	2	24

Technical Fouls: NONE

Aub		ND		Points from Turnovers		Aub		ND		Period by Period Scoring		
Biggest lead	26 (2 nd 1:52)	0 (1 st 20:00)	24	8	1st	2nd	TOT	Aub	ND	1st	2nd	TOT
Best Scoring Run	13 (2 nd 17:07)	7 (1 st 2:24)	Paint	38	36	39	44	83				
Lead Changes	0	0	Second Chance	13	16							
Times Tied	1	0	Fast Breaks	7	2							
Time with Lead	39:33	00:00	Bench	30	21							

GAME 2 | AUBURN 86, SOUTHEASTERN LOUISIANA 71

Official Basketball Box Score - Final Southeastern La. at Auburn 11/10/23 Neville Arena, Auburn 2023-24 Men's Basketball Officials: Mike Nance, Garrick Shannon, Hunter Allen													Game Time: 7:00 PM Game Duration: 2:04 Attendance: 9,121		
Southeastern La. - 71 Record: 1-1															
NO. Name	Min	FG M-A	3P M-A	FT M-A	Rebounds OR DR TOT	Fouls PF FD	TP	AS	TO	ST	Blocks BS BA	+/-			
15 Brody Rowbury	F 35:17	2-5	0-0	5-8	1 4 5	1 7 9	1	0	2	0	1	-6			
22 Nick Caldwell	F 18:57	3-6	0-1	4-4	3 3 6	4 2 2	10	0	0	0	0	-6			
1 Avery Wilson	G 23:44	2-4	0-0	0-0	0 1 1	4 1 4	4	1	1	0	0	-6			
2 Roscoe Eastmond	G 35:05	5-15	1-2	4-6	2 2 4	2 3 15	2	3	1	0	2	-15			
3 Roger McFarlane	G 35:20	9-23	4-7	2-2	2 9 11	1 1 24	0	1	0	0	3	-17			
8 Carlos Paez	14:34	1-3	0-1	0-0	0 1 1	3 1 2	2	2	1	0	0	-6			
20 Alec Woodard	22:01	3-5	0-1	0-0	2 1 3	5 2 6	0	1	1	0	0	-7			
13 Dylan Canoville	03:35	0-0	0-0	0-0	0 0 0	0 0 0	0	0	0	0	0	-7			
11 Anthony Bittar	04:48	0-0	0-0	1-2	0 0 0	0 1 1	1	0	1	0	0	-4			
0 Kam Burton	06:39	0-2	0-2	0-0	0 0 0	0 1 0	0	1	0	0	0	-1			

2023-24 BOX SCORES

GAME 5 | AUBURN 84, ALABAMA A&M 54

NCAA Official Basketball Box Score - Final
Alabama A&M at Auburn
 11/21/23 Neville Arena, Auburn
 2023-24 Men's Basketball
 Game Time: 7:00 PM
 Game Duration: 2:04
 Attendance: 9,121
 Officials: Pat Adams, Rob Rourke, Doug Simons

Alabama A&M - 54													
Record: 0-3													
NO.	Name	Min	FG	3P	FT	Rebounds	Fouls	TP	AS	TO	ST	Blocks	+/-
			M/A	M/A	M/A	OR DR TOT	PF					BS BA	
2	Omarî Peek	F 21:33	1-7	0-2	2-2	1 2 3	0 3 4	0	0	0	1	0 1	-38
34	EJ Williams	G 13:40	1-3	0-0	0-0	1 0 1	2 1 3	0	1	3	0	1 0	-19
4	Caleb Blackwell	G 22:28	0-4	0-3	0-0	0 1 1	3 1 0	1	1	0	2	0 0	-37
15	Dalín Smith	G 18:21	3-8	0-1	1-1	1 0 1	3 1 7	0	1	0	1	0 0	-7
22	Lorenzo Downey	G 19:03	0-4	0-2	0-0	0 2 2	2 1 1	0	1	2	1	0 0	-31
30	William Tavares	12:48	1-1	1-1	0-0	0 3 3	1 1 3	0	0	1	0	0 0	8
23	Chad Moodie	17:58	2-5	0-0	5-6	2 5 7	1 3 9	2	2	2	1	2 1	5
0	Jayland Randall	16:39	1-5	0-0	0-0	0 0 0	4 0 2	0	0	0	0	0 0	-12
10	AC Bryant	17:08	2-5	0-1	3-6	0 3 3	2 4 7	0	1	3	1	0 1	4
13	Darius Osborne	07:18	0-1	0-1	0-0	0 1 1	2 0 0	0	0	0	0	0 0	-11
24	Eric Lee	10:38	4-7	0-0	0-0	1 1 2	1 1 8	0	0	1	0	2 5	5
12	Dylan Mclean	14:15	2-5	1-3	2-2	0 1 1	3 1 7	0	1	0	0	1	-13
5	London Riley	05:50	1-1	1-1	0-0	0 0 0	1 0 3	0	1	0	0	0 0	-7
1	Joshua Hughley	02:21	1-1	0-0	0-0	0 0 0	1 0 2	0	0	0	0	0 0	3
Team						0 2 2	0 0 1	0	0	1	0	0 0	
Totals						19-57 3-15 13-17	6 21 27	26 17	54	6 14 8	3 6	1 0	-30

Auburn - 84													
Record: 4-1													
NO.	Name	Min	FG	3P	FT	Rebounds	Fouls	TP	AS	TO	ST	Blocks	+/-
			M/A	M/A	M/A	OR DR TOT	PF					BS BA	
2	Jaylin Williams	F 17:41	3-4	1-2	3-4	1 5 6	0 2 10	1	0	3	1	0 0	5
5	Chris Moore	F 23:02	0-1	0-1	0-0	3 4 5	2 2 0	2	0	0	1	0 0	9
44	Dylan Cardwell	C 16:49	3-5	0-0	0 4 9	1 0 1	6 2 3	3	1	1	0	0 0	26
1	Aden Holloway	G 21:45	3-9	2-7	5-7	0 1 1	4 1 13	2	0	0	0	0 1	39
3	Tre Donaldson	G 21:09	2-5	0-1	2-2	1 2 3	1 2 6	3	3	0	0	1 5	5
10	Chad Baker-Mazara	19:50	1-4	1-3	3-4	1 3 4	2 3 6	6	1	1	0	0 0	18
12	Denver Jones	17:09	3-6	1-4	1-1	0 2 2	2 2 8	0	1	1	0	0 0	15
4	Johni Broome	20:50	3-7	0-2	4-6	2 3 5	2 3 10	2	2	1	0	0 0	7
0	K.D. Johnson	11:37	2-4	1-3	1-2	0 2 2	3 1 6	1	1	1	0	1 0	-1
31	Chaney Johnson	17:08	6-8	0-1	3-4	0 4 4	3 3 15	0	1	2	1	0 0	30
24	Lior Berman	06:29	0-0	0-0	0-2	0 1 1	0 1 0	0	0	0	0	0 0	-1
21	Blake Muschalek	02:21	0-2	0-0	0-0	0 0 0	1 2 0	0	0	0	0	1 0	-3
23	Addarin Scott	02:21	0-0	0-0	2-2	0 0 2	1 2 0	0	1	0	0	0 0	-3
20	Carter Sobera	01:49	0-0	0-0	0-0	0 1 1	0 0 0	0	0	0	0	0 0	-3
Team						0 3 3	0 0 0	0	0	0	0	0 0	
Totals						26-55 6-24 26-36	13 35 48	17 26	84	19 13 9	6 3	30	

Technical Fouls: NONE													
Biggest lead		AAM		AUB		Points from Turnovers		AAM		AUB		Period by Period Scoring	
		0 (1 st 20:00)		43 (2 nd 13:44)		15 13		15 39 54		AUB		1st 2nd TOT	
Best Scoring Run		7 (2 nd 10:35)		19 (1 st 0:50)		28 40		AUB 49 35 84					
Lead Changes		0		0		14 26							
Times Tied		0		0		3 16							
Time with Lead		00:00		39:27		13 20							

GAME 6 | AUBURN 74, VIRGINIA TECH 57

NCAA Official Basketball Box Score - Final
Virginia Tech at Auburn
 11/23/23 Neville Arena, Auburn
 2023-24 Men's Basketball
 Game Time: 8:15 PM
 Game Duration: 2:18
 Attendance: 9,121
 Officials: Don Daly, Bart Lenox, Olanis Poole

Virginia Tech - 57													
Record: 5-3													
NO.	Name	Min	FG	3P	FT	Rebounds	Fouls	TP	AS	TO	ST	Blocks	+/-
			M/A	M/A	M/A	OR DR TOT	PF					BS BA	
23	Tyler Nickel	F 19:29	0-5	0-3	0-0	1 0 1	3 1 0	0	0	3	0	0 0	-24
31	Robbie Beran	F 10:48	0-1	0-1	0-0	0 2 2	5 1 2	0	1	0	1	0 0	-5
15	Lynn Kidd	C 29:17	2-6	0-0	2-2	2 5 7	1 1 6	1	2	2	1	1 0	-7
0	Hunter Cattoor	G 31:57	4-11	1-6	7-9	1 5 6	3 5 16	1	3	0	0	2	-16
3	Sean Pedulla	G 27:42	0-9	0-2	4-6	1 1 2	1 5 4	1	1	7	1	0 2	-20
4	Mekhi Long	18:23	1-2	0-0	3-5	3 4 7	5 4 5	0	2	0	0	0 0	-4
14	Myllyael Potat	09:11	1-4	0-0	2-2	1 1 2	2 2 4	4	0	0	0	0 2	-9
13	Jaydon Young	24:22	3-6	3-4	0-0	0 1 1	1 0 0	9	1	1	0	0 0	-4
10	Brandon Rechtssteiner	12:18	1-2	0-0	1 0 1	2 0 2	2 2 4	1	1	0	0	0 0	3
11	John Camden	15:01	2-4	2-3	3-5	2 4 2	2 2 9	1	1	1	0	0 0	2
5	Patrick Wessler	01:32	0-1	0-0	0-0	0 1 1	0 0 0	0	0	0	0	0 0	-1
Team						5 3 8	0 0 0	0	0	0	0	0 0	
Totals						14-51 6-20 23-31	17 27 44	25 21	57	7 21 5	2 7	10	

Auburn - 74													
Record: 5-1													
NO.	Name	Min	FG	3P	FT	Rebounds	Fouls	TP	AS	TO	ST	Blocks	+/-
			M/A	M/A	M/A	OR DR TOT	PF					BS BA	
2	Jaylin Williams	F 12:41	1-4	0-1	1-1	1 1 2	3 5 4	2 3 2	1	2	0	0 0	14
4	Johni Broome	F 26:24	11-19	0-2	8-13	7 6 13	1 7 30	0	2	1	3	1 2	12
5	Chris Moore	F 19:50	0-2	0-1	0-2	1 0 1	2 2 0	0	1	0	1	1 0	-2
1	Aden Holloway	G 21:57	0-7	0-2	0-0	0 1 1	2 0 0	2	1	3	0	0 0	12
12	Denver Jones	G 24:05	1-4	0-2	6-6	1 4 5	0 5 8	1	0	1	0	0 0	14
10	Chad Baker-Mazara	23:16	5-10	0-3	5-5	2 4 3	3 3 15	3	0	2	1	0 0	17
31	Chaney Johnson	17:54	1-4	1-1	0-0	1 2 3	3 1 3	1	2	0	2	0 4	0
0	K.D. Johnson	12:19	1-6	0-3	0-0	0 2 2	6 0 2	0	1	1	0	0 0	10
3	Tre Donaldson	18:23	4-6	1-1	0-0	2 0 2	0 0 9	3	0	1	0	0 0	0
44	Dylan Cardwell	12:04	0-0	0-0	2-5	0 0 0	1 3 2	0	0	0	0	0 0	4
24	Lior Berman	04:47	0-0	0-0	0-0	0 1 1	0 0 0	0	0	0	0	0 0	0
20	Carter Sobera	01:38	0-0	0-0	0-0	0 0 0	0 0 0	0	0	0	0	0 0	-1
21	Blake Muschalek	01:38	0-0	0-0	2-4	0 0 0	0 2 2	0	0	0	0	0 0	-1
23	Addarin Scott	01:32	0-0	0-0	0-0	0 0 0	0 0 0	0	0	0	0	0 0	1
55	Jalen Harper	01:32	0-0	0-0	0-0	0 0 0	0 0 0	0	0	0	0	0 0	1
Team						1 2 3	0 0 0	0	0	0	0	0 0	
Totals						24-62 2-16 24-36	17 23 40	22 25	74	12 8 11	7 2	17	

Technical Fouls: Johnson 2 nd 5:15													
Biggest lead		VAT		AUB		Points from Turnovers		VAT		AUB		Period by Period Scoring	
		0 (1 st 20:00)		21 (2 nd 5:42)		5 30		14 42		VAT		1st 2nd TOT	
Best Scoring Run		9 (1 st 4:23)		7 (1 st 16:15)		14 26		AUB 33 41 74					
Lead Changes		0		0		3 13							
Times Tied		0		0		29 33							
Time with Lead		00:00		39:07		13 33							

Game Notes: 5:15 Unsportsmanlike Technical Fou - Auburn 0

GAME 7 | APPALACHIAN STATE 69, AUBURN 64

NCAA Official Basketball Box Score - Final
Auburn at App State
 12/03/23 Holmes Convocation Center, Boone
 2023-24 Men's Basketball
 Game Time: 1:00 PM
 Game Duration: 2:12
 Attendance: 7,037
 Officials: Terry Ogleby, Owen Shortt, Vladimir Voyard-Tadai

Auburn - 64													
Record: 5-2													
NO.	Name	Min	FG	3P	FT	Rebounds	Fouls	TP	AS	TO	ST	Blocks	+/-
			M/A	M/A	M/A	OR DR TOT	PF					BS BA	
2	Jaylin Williams	F 22:00	3-5	0-1	0-1	0 3 3	2 1 6	0	1	0	0	0 0	-17
4	Johni Broome	F 27:09	10-16	0-3	1-7	4 9 13	2 4 21	1	2	0	2	1 2	2
5	Chris Moore	F 13:32	0-0	0-0	2-2	0 2 1	1 2 1	0	0	0	0	0 0	-5
1	Aden Holloway	G 25:54	2-10	0-6	4-5	0 0 0	3 2 8	2	1	0	0	0 0	-5
12	Denver Jones	G 17:16	0-5	0-3	0-0	1 3 4	0 0 0	4	0	0	0	0 0	-2
3	Tre Donaldson	23:13	5-12	2-5	0-0	2 1 3	1 0 12	5	2	1	0	0 0	-3
10	Chad Baker-Mazara	18:26	2-9	1-5	2-2	1 3 4	3 0 7	3	1	0	0	0 0	-4
31	Chaney Johnson	18:00	1-1	0-0	0-2	1 3 4	2 2 2	0	0				

2023-24 BOX SCORES

GAME 9 | AUBURN 87, UNC ASHEVILLE 62



Official Basketball Box Score - Final
UNC Asheville at Auburn
 12/13/23 Von Braun Center, Huntsville
 2023-24 Men's Basketball

Game Time: 7:00 PM
 Game Duration: 1:49
 Attendance: 6,556

Officials: Ron Groover, Lee Cassell, Vlad Voyard-Tadai

UNC Asheville - 62

Record: 5-6

NO. Name	Min	FG		3P		FT		Rebounds		Fouls		TP	AS	TO	ST	Blocks		+/-
		M/A	A/A	M/A	A/A	M/A	A/A	OR	DR	PF	FD					BS	BA	
4 Drew Pember	F 33:21	7-14	3-6	6-8	0 2	2 2	3	23	1	2	2	1	0	0	0	0	0	-17
13 Nick McMullen	F 23:57	5-6	0-0	0-0	0 3	3 4	2	10	1	2	1	0	0	0	0	0	0	-22
1 Jamon Battle	G 29:41	2-5	1-2	1-4	1 4	5 1	2	6	1	0	1	0	0	2	0	0	0	-9
2 Caleb Burgess	G 26:37	1-5	0-1	0-0	0 2	2 2	2	2	6	4	0	0	0	1	0	0	0	-18
3 Josh Banks	G 25:56	1-5	1-2	1-2	0 1	1 2	3	4	2	2	1	0	0	1	0	0	0	-22
5 Fletcher Abee	11:20	1-4	0-1	0-0	0 1	1 0	0	2	0	1	0	0	0	0	0	0	0	-10
0 Trent Stephens	07:02	1-2	1-1	0-2	0 0	0 0	2	3	1	1	0	0	0	0	0	0	0	-8
14 Toyaz Solomon	17:53	2-2	0-0	0-0	1 3	4 0	0	4	0	1	0	0	0	0	0	0	0	-12
10 Davon Cunningham	15:07	3-5	1-1	1-2	1 3	4 0	1	8	1	0	0	0	0	0	0	0	0	-11
12 Evan Johnson	07:35	0-2	0-2	0-0	0 0	0 0	0	1	0	1	0	0	0	0	0	0	0	4
15 Dean Gabrelcik	01:31	0-1	0-1	0-0	0 0	0 0	0	0	0	0	0	0	0	0	0	0	0	0
Totals		23-51	7-17	9-18	4 22	26 9	15	62	14	14	6	1	5	1	5	0	0	-25

Shooting By Period

1st FG%	11-25	44.0%
3PT%	5-9	55.6%
FT%	0-4	0.0%
2nd FG%	12-26	46.2%
3PT%	2-8	25.0%
FT%	9-14	64.3%
GM FG%	23-51	45.1%
3PT%	7-17	41.2%
FT%	9-18	50.0%

Dead Ball Rebounds: 6, 0

Auburn - 87

Record: 7-2

Technical Fouls: NONE

NO. Name	Min	FG		3P		FT		Rebounds		Fouls		TP	AS	TO	ST	Blocks		+/-
		M/A	A/A	M/A	A/A	M/A	A/A	OR	DR	PF	FD					BS	BA	
2 Jaylin Williams	F 18:34	3-6	0-0	2-2	1 3	4 1	1	8	3	2	2	0	0	0	0	0	0	15
4 Johni Broome	F 19:51	2-3	0-1	2-3	2 4	6 1	2	6	3	0	1	1	0	0	0	0	0	18
5 Chris Moore	F 10:13	3-4	0-1	0-0	0 0	0 0	0	6	0	2	0	0	0	0	0	0	0	10
1 Aden Holloway	G 20:41	3-11	1-5	0-0	1 1	2 0	0	0	7	5	1	0	0	0	0	0	0	14
12 Denver Jones	G 23:09	4-8	1-4	0-0	0 5	5 2	0	9	1	2	0	0	0	0	0	0	0	15
10 Chad Baker-Mazara	19:26	3-6	3-3	2-2	1 6	7 0	1	11	1	1	0	1	0	0	0	0	0	15
31 Chaney Johnson	19:55	3-5	0-1	2-2	2 2	4 4	1	8	2	0	0	0	0	0	0	0	0	10
0 K.D. Johnson	15:20	2-4	1-2	1-2	0 3	3 2	1	6	2	0	4	0	0	0	0	0	0	10
3 Tre Donaldson	19:19	6-8	0-2	3-4	0 0	2 3	15	2	1	0	0	0	0	0	0	0	0	11
44 Dylan Cardwell	18:38	3-6	0-0	0-0	1 0	1 2	0	6	0	0	0	0	0	0	0	0	0	7
24 Lior Berman	08:50	2-3	1-2	0-0	0 1	1 1	0	5	0	0	0	0	0	0	0	0	0	0
20 Carter Sobera	01:31	0-0	0-0	0-0	0 0	0 0	0	0	0	0	0	0	0	0	0	0	0	0
21 Blake Muschalek	01:31	0-0	0-0	0-0	0 0	0 0	0	0	0	0	0	0	0	0	0	0	0	0
23 Addarin Scott	01:31	0-0	0-0	0-0	0 0	0 0	0	0	0	0	0	0	0	0	0	0	0	0
42 Haston Alexander	01:31	0-0	0-0	0-0	0 0	0 0	0	0	0	0	0	0	0	0	0	0	0	0
Totals		34-64	7-21	12-15	9 27	36 16	9	87	19	7	9	5	1	25				

Shooting By Period

1st FG%	15-35	42.9%
3PT%	2-11	18.2%
FT%	7-8	87.5%
2nd FG%	19-29	65.5%
3PT%	5-10	50.0%
FT%	5-7	71.4%
GM FG%	34-64	53.1%
3PT%	7-21	33.3%
FT%	12-15	80.0%

Dead Ball Rebounds: 2, 0

	UNCA	AUB
Biggest lead	2 (1st 10:05)	31 (2nd 6:15)
Best Scoring Run	5 (1st 11:22)	11 (1st 3:10)
Lead Changes	4	4
Times Tied	4	4
Time with Lead	01:31	35:00

Points from	UNCA	AUB
Turnovers	7	17
Paint	28	50
Second Chance	9	11
Fast Breaks	8	23
Bench	17	51

Period by Period Scoring	UNCA	AUB
1st	27	35
2nd	35	62
TOT	62	87

GAME 10 | AUBURN 91, USC 75



Official Basketball Box Score - Final
Southern California at Auburn
 12/17/23 Neville Arena, Auburn
 2023-24 Men's Basketball

Game Time: 12:00 PM
 Game Duration: 2:23
 Attendance: 9,121

Officials: Don Daly, Terry Oglesby, KB Burdett, Jr.

Southern California - 75

Record: 5-5

NO. Name	Min	FG		3P		FT		Rebounds		Fouls		TP	AS	TO	ST	Blocks		+/-
		M/A	A/A	M/A	A/A	M/A	A/A	OR	DR	PF	FD					BS	BA	
3 Vincent Iwuchukwu	F 16:55	1-2	0-0	0-0	1 3	4 5	0	2	0	1	0	0	0	0	0	0	0	0
10 DJ Rodman	F 16:03	0-1	0-0	2-2	1 2	3 1	2	2	1	1	1	0	0	0	0	0	0	-4
0 Kobe Johnson	G 28:13	2-13	0-3	2-2	2 5	7 2	2	6	2	1	0	0	3	0	0	0	0	-22
1 Isaiah Collier	G 18:28	4-8	1-2	4-5	0 0	0 5	13	3	4	0	0	2	0	0	0	0	0	-6
5 Boogie Ellis	G 37:18	7-15	3-7	5-7	1 4	5 2	4	22	3	5	1	0	2	0	0	0	0	-12
24 Joshua Morgan	13:19	0-2	0-0	1-2	2 2	4 3	2	1	0	1	1	0	0	0	0	0	0	-19
6 Bronny James	13:59	1-4	0-2	3-4	0 2	2 1	0	3	5	0	1	0	0	0	0	0	0	-22
22 Arrinten Page	10:25	1-2	1-2	0-0	0 0	0 0	0	0	0	0	0	0	0	0	0	0	0	-14
4 Ozyiah Sellers	18:56	5-7	1-2	2-2	0 0	0 0	1	1	13	0	0	0	0	0	0	0	0	10
30 Harrison Hornery	09:53	0-2	0-1	2-2	0 3	0 2	0	0	0	1	1	0	0	0	0	0	0	1
33 Kijani Wright	16:31	3-4	0-0	0-0	3 3	6 2	0	6	0	0	0	0	0	0	0	0	0	6
Totals		24-60	6-19	21-26	13 25	38 22	21	75	9	15	4	3	7	16				

Shooting By Period

1st FG%	10-28	35.7%
3PT%	4-12	33.3%
FT%	11-13	84.6%
2nd FG%	14-32	43.8%
3PT%	2-7	28.6%
FT%	10-13	76.9%
GM FG%	24-60	40.0%
3PT%	6-19	31.6%
FT%	21-26	80.8%

Dead Ball Rebounds: 3, 0

Auburn - 91

Record: 8-2

Technical Fouls: NONE

NO. Name	Min	FG		3P		FT		Rebounds		Fouls		TP	AS	TO	ST	Blocks		+/-
		M/A	A/A	M/A	A/A	M/A	A/A	OR	DR	PF	FD					BS	BA	
2 Jaylin Williams	F 25:42	6-9	2-4	0-1	0 3	3 2	1	14	2	0	0	0	0	0	0	0	0	16
4 Johni Broome	F 22:41	4-14	0-2	3-3	1 2	3 2	2	11	0	0	0	0	0	0	0	0	0	4
5 Chris Moore	F 10:36	0-2	0-1	3-4	1 1	2 4	2	3	1	1	0	0	0	0	0	0	0	-3
1 Aden Holloway	G 23:37	5-10	4-7	1-2	0 2	2 2	3	15	6	0	0	0	0	0	0	0	0	10
12 Denver Jones	G 23:08	2-4	2-2	6-6	1 2	3 3	3	12	1	1	1	0	0	0	0	0	0	8
10 Chad Baker-Mazara	21:50	1-3	0-1	5-6	1 3	4 1	4	7	0	0	1	0	0	0	0	0	0	11
31 Chaney Johnson	14:18	1-3	0-1	1-1	1 2	3 2	1	3	0	1	1	0	0	0	0	0	0	0
0 K.D. Johnson	16:52	2-6	0-2	1-2	1 0	1 3	1	5	0	3	1	0	0	0	0	0	0	8
3 Tre Donaldson	16:23	3-4	0-0	1-1	0 2	2 0	1	7	5	1	2	0	0	0	0	0	0	6
44 Dylan Cardwell	17:19	4-5	0-1	3-4	2 3	5 3	3	11	2	0	0	3	2	0	0	0	0	12
24 Lior Berman	07:34	1-1	0-0	1-2	1 0	1 1	2	1	3	1	0	0	0	0	0	0	0	8
Totals		29-61	8-21	25-32	10 25	35 22	22	91	18	8	9	7	3					

2023-24 BOX SCORES

GAME 13 | AUBURN 88, PENN 68



Official Basketball Box Score - Final

Penn at Auburn
01/02/24 Neville Arena, Auburn
2023-24 Men's Basketball

Game Time: 8:00 PM
Game Duration: 1:53
Attendance: 9,121

Officials: Pat Adams, Bharat Rammana, Tony Chiazza

Penn - 68		Record: 9-7												
NO. Name	Min	FG M-A	3P M-A	FT M-A	Rebounds OR DR TOT	Fouls PF FD	TP	AS	TO	ST	Blocks BS BA	+/-	Shooting By Period	
13 Nick Spinoso	C 31:29	3-11	0-1	2-4	2 5 7	3 2	8	6	4	1	1 2	-11	1 st FG%	12-32 37.5%
4 Tyler Perkins	G 34:03	5-16	1-4	2-3	4 4 8	3 3	13	2	3	1	0 0	-9	3 ^{PT} %	3-14 21.4%
11 Sam Brown	G 33:44	7-9	4-6	2-4	0 3 3	1 2	20	0	2	0	0 0	-11	FT%	5-7 71.4%
15 Andrew Laczkowski	G 21:39	3-4	1-2	0-0	3 0 3	0 0	7	0	0	1	0 0	2	2 nd FG%	13-29 44.8%
40 George Smith	G 27:15	2-7	0-3	0-1	2 1 3	2 2	4	1	2	1	0 1	-13	3 ^{PT} %	7-14 50.0%
10 Ed Holland III	12:57	1-3	0-1	2-2	0 2 2	1 1	4	0	0	0	1 2	-24	FT%	3-7 42.9%
24 Reese McMullen	08:52	0-1	0-1	0-0	1 0 1	0 0	0	1	0	0	0 0	-16	GM FG%	25-61 41.0%
3 Johnnie Walter	08:31	1-2	1-2	0-0	0 2 2	1 1	3	0	0	0	0 0	-9	3 ^{PT} %	10-28 35.7%
35 Niklas Polonowski	19:31	3-6	3-6	0-0	0 3 3	1 0	9	1	0	0	0 0	-8	FT%	8-14 57.1%
5 Cam Thrower	01:59	0-2	0-2	0-0	0 0 0	0 0	0	0	0	0	0 0	-1	Dead Ball Rebounds: 4, 0	
Team					0 3 3		0		2					
Totals		25-61	10-28	8-14	12 23 35	12 11	68	11	13	4	2 5	-20		

Auburn - 88		Record: 11-2												
NO. Name	Min	FG M-A	3P M-A	FT M-A	Rebounds OR DR TOT	Fouls PF FD	TP	AS	TO	ST	Blocks BS BA	+/-	Shooting By Period	
2 Jaylin Williams	F 27:41	3-7	2-5	0-0	2 1 3	0 1	8	3	1	0	1 0	14	1 st FG%	16-29 55.2%
4 Johni Broome	F 27:57	9-10	3-4	3-4	1 11 12	1 3	24	2	2	1	3 0	12	3 ^{PT} %	10-19 52.6%
5 Chris Moore	F 14:43	1-2	0-1	0-0	0 0 0	1 1	2	0	1	2	0 0	8	FT%	9-12 75%
1 Aden Holloway	G 18:30	1-5	1-5	0-0	0 1 1	1 0	3	6	1	1	0 0	6	2 nd FG%	15-34 44.1%
12 Denver Jones	G 16:49	4-9	2-7	2-2	1 0 1	1 1	12	1	0	0	0 0	-1	3 ^{PT} %	2-16 12.5%
10 Chad Baker-Mazara	19:35	5-10	1-3	5-6	1 0 1	2 2	16	0	0	0	1 1	20	FT%	5-6 83.3%
31 Chaney Johnson	14:21	0-2	0-1	0-0	1 0 1	0 0	0	0	1	0	0 0	2	GM FG%	31-63 49.2%
0 K.D. Johnson	22:48	3-6	1-4	4-6	2 3 5	1 3	11	4	0	1	0 0	21	3 ^{PT} %	12-35 34.3%
3 Tre Donaldson	21:07	2-9	2-5	0-0	1 3 4	0 0	6	3	0	1	0 1	14	FT%	14-18 77.8%
44 Dylan Cardwell	09:15	3-3	0-0	0-0	1 2 3	4 0	6	0	0	0	0 0	12	Dead Ball Rebounds: 2, 0	
24 Lior Berman	05:42	0-0	0-0	0-0	0 0 0	0 0	0	0	0	0	0 0	-8		
20 Carter Sobera	00:23	0-0	0-0	0-0	0 0 0	0 0	0	0	0	0	0 0	0		
21 Blake Muschalek	00:23	0-0	0-0	0-0	0 0 0	0 0	0	0	0	0	0 0	0		
23 Addarin Scott	00:23	0-0	0-0	0-0	0 0 0	0 0	0	0	0	0	0 0	0		
55 Jalen Harper	00:23	0-0	0-0	0-0	0 0 0	0 0	0	0	0	0	0 0	0		
Team					1 5 6		0		0					
Totals		31-63	12-35	14-18	11 26 37	11 11	88	19	6	6	5 2	20		

	PEN	AUB	Points from	PEN	AUB	Period by Period Scoring			
Biggest lead	0 (1 st 20:00)	24 (2 nd 8:34)	Turnovers	5	15				
Best Scoring Run	8 (2 nd 6:37)	11 (1 st 12:12)	Paint	26	28	1st	2nd	TOT	
Lead Changes	0		Second Chance	11	10	PEN	32	36	68
Times Tied	0		Fast Breaks	7	11	AUB	51	37	88
Time with Lead	00:00	39:17	Bench	16	39				