



2023 AUBURN BASEBALL

AUBURN ATHLETICS COMMUNICATIONS: 392 SOUTH DONAHUE DRIVE || AUBURN, AL 36849 || AUBURNTIGERS.COM || @AUBURN_BASEBALL

2023 SCHEDULE

Day	Date	Opponent	Time/Result
FRI	FEB. 17	INDIANA	W, 8-4
SAT	FEB. 18	INDIANA	W, 6-1
SUN	FEB. 19	INDIANA	L, 2-11
Tue	Feb. 21	vs. North Alabama	W, 13-1 (7)
FRI	FEB. 24	USC	W, 5-3
SAT	FEB. 25	USC	W, 12-6
SUN	FEB. 26	USC	T, 12-12
WED	MAR. 1	FLORIDA A&M	W, 18-8 (7)
FRI	MAR. 3	LIPSCOMB	W, 7-3
SAT	MAR. 4	LIPSCOMB	W, 12-11
SUN	MAR. 5	LIPSCOMB	W, 4-3
TUE	MAR. 7	UAB	W, 4-1
Wed	Mar. 8	at Jacksonville State	W, 6-3
FRI	MAR. 10	SOUTHEASTERN	W, 7-1
SAT	MAR. 11	SOUTHEASTERN	L, 3-8
SUN	MAR. 11	SOUTHEASTERN	L, 7-8
TUE	MAR. 14	GEORGIA TECH	W, 12-11 (12)
Fri	Mar. 17	at #3 Arkansas*	L, 2-7
Sat	Mar. 18	at #3 Arkansas*	L, 3-9
Sun	Mar. 19	at #3 Arkansas*	L, 0-5
Tue	Mar. 21	vs. South Alabama	W, 6-5
THU	MAR. 23	GEORGIA*	W, 7-6 (11)
FRI	MAR. 24	GEORGIA*	W, 6-3
SAT	MAR. 25	GEORGIA*	L, 7-24
TUE	MAR. 28	NORTH ALABAMA	W, 14-1 (7)
Fri	Mar. 31	at #2 Florida*	W, 10-1
Sat	Apr. 1	at #2 Florida*	L, 5-12
Sun	Apr. 2	at #2 Florida*	L, 8-17
Tue	Apr. 4	at UAB	L, 5-6
THU	APR. 6	TEXAS A&M*	7 PM
FRI	APR. 7	TEXAS A&M*	6 PM
SAT	APR. 8	TEXAS A&M*	3:30 PM
Tue	Apr. 11	at Georgia Tech	5 pm
Fri	Apr. 14	at Alabama*	6 p.m.
Sat	Apr. 15	at Alabama*	6 p.m.
Sun	Apr. 16	at Alabama*	1 p.m.
TUE	APR. 18	SAMFORD	6 PM
FRI	APR. 21	MISSISSIPPI STATE*	6 PM
SAT	APR. 22	MISSISSIPPI STATE*	2 PM
SUN	APR. 23	MISSISSIPPI STATE*	1 PM
TUE	APR. 25	TROY	6 pm
Fri	Apr. 28	at South Carolina*	6 pm
Sat	Apr. 29	at South Carolina*	3 pm
Sun	Apr. 30	at South Carolina*	11 am
FRI	MAY 5	LSU*	6 PM
SAT	MAY 6	LSU*	8 PM
SUN	MAY 7	LSU*	1 PM
Tue	May 9	at Samford	6 pm
Thu	May 11	at Ole Miss*	7 pm
Fri	May 12	at Ole Miss*	6:30 pm
Sat	May 13	at Ole Miss*	2 pm
TUE	MAY 16	JACKSONVILLE STATE	6 PM
THU	MAY 18	MISSOURI*	6 PM
FRI	MAY 19	MISSOURI*	6 PM
SAT	MAY 20	MISSOURI*	2 PM

POSTSEASON

May 23-28	SEC Tournament	TBA
June 2-5	NCAA Regionals	TBA
June 9-12	NCAA Super Regionals	TBA
June 16-26	College World Series	TBA

Home games in **BOLD CAPS**

All home games at Plainsman Park | All times central

* SEC game

GAMES 30-32

AUBURN, ALA. (Samford Stadium-Hitchcock Field at Plainsman Park)



AUBURN TIGERS (18-10-1, 3-6 SEC)

Head Coach: Butch Thompson (Birmingham-Southern, 1992)

Career Record: 279-195-1 (9th season) | Record at Auburn: 240-174-1 (8th season)

VS.



TEXAS A&M AGGIES (18-11, 3-6 SEC)

Head Coach: Jim Schlossnagle (Elon, 1992)

Career Record: 873-424 (22nd season) | Record at TAMU: 62-31 (2nd season)

» QUICK HITTERS

- Auburn is 14-4-1 at home this season and has won 27 of its last 34 games at Plainsman Park dating back to last year (27-6-1).
- The Tigers have won four of their last five home SEC series and are 10-4 overall during the span.
- The team's top three hitters in Ike Irish, Bryson Ware and Cole Foster are hitting a combined .421 (90-for-214) with 61 runs, 26 doubles, 14 home runs and 65 RBI in 19 home games.
- Ware has reached base in 30 straight games dating back to last season and has a hit in 13 straight, marking his second hitting streak of 13 or more games this season.
- Will Cannon will make his second start in the series opener Thursday. Cannon is 1-0 with a 1.29 ERA in his last four appearances and leads the team with a 1.54 ERA in SEC play.
- Auburn is 14-15 all-time against Texas A&M and 7-5 against the Aggies at Plainsman Park.
- The Tigers have won three of the four series between the two teams at Plainsman Park - 2014, 2018 and 2021 - and took two of three games against the Aggies in College Station last year.

PITCHING MATCHUP

AUBURN		TEXAS A&M	
FRI	SO RHP Will Cannon (2-0, 2.28)	vs.	JR RHP Nathan Dettmer (1-3, 5.66)
SAT	TBA	vs.	FR LHP Justin Lamkin (1-3, 4.88)
SUN	GR LHP Tommy Vail (2-1, 4.28)	vs.	TBA

GAME INFO

Date: Thursday-Saturday, Apr. 6-8, 2023
Game Time: 7 p.m. / 6 p.m. / 3:30 p.m. CT
Site: Auburn, Ala. / Plainsman Park (4,096)
TV: SEC Network (Thu) / SEC Network+ (Fri-Sat)
Talent: Sam Ravech (pxp), Gregg Olson (color)
Talent: Jonathon Hoppe (pxp), Gregg Olson (color)
Radio: 93.9 FM | AuburnTigers.com
Talent: Andy Burcham, Brad Law
Live Stats: StatBroadcast.com
Twitter Updates: @AuburnBaseball
Postgame Recap: AuburnTigers.com
Series History: Auburn trails, 14-15
Auburn: Auburn leads, 7-5
College Station: Auburn trails, 6-9
Neutral: Series tied, 1-1
Last Meeting: Auburn 13, Texas A&M 9 (3/27/22)
Streak: W1

AUBURN

18-10-1, 3-6 SEC

Team Leaders

Batting Average:	FR IF/DH Ike Irish (.395)
Runs:	SR IF Bryson Ware (31)
2B:	FR IF/DH Ike Irish (16)
HR:	SR IF Bryson Ware (14)
RBI:	SR IF Bryson Ware (38)
Stolen Bases:	GR OF Justin Kirby (6-6)

TEXAS A&M

18-11, 3-6 SEC

Team Leaders

Batting Average:	JR IF Hunter Haas (.389)
Runs:	JR IF Hunter Haas (28)
2B:	Two tied (9)
HR:	FR OF Jace LaViolette (5)
RBI:	SR IF Austin Bost (29)
Stolen Bases:	FR OF Jace LaViolette (7-9)

POTENTIAL STARTING LINEUP

Pos.	#	Player	AVG	AB	R	H	2B	3B	HR	RBI	SB-SBA	BB
C	24	Nate LaRue	.143	63	7	9	1	0	0	4	3-4	8
1B	26	Cooper McMurray	.297	37	11	11	3	0	3	11	0-0	15
2B	1	Caden Green	.258	66	16	17	3	0	2	9	1-2	13
3B	8	Bryson Ware	.391	110	31	43	8	1	14	38	4-4	12
SS	7	Cole Foster	.367	98	29	36	6	0	3	22	1-3	19
LF	27	Bobby Peirce	.323	62	15	20	3	1	2	13	0-0	5
CF	5	Kason Howell	.252	111	21	28	12	0	3	13	1-1	12
RF	14	Justin Kirby	.269	108	24	29	8	1	8	26	6-6	25
DH	18	Ike Irish	.395	119	24	47	16	1	3	31	1-1	13



AUBURN'S RECORD WHEN...

	2023	Under Thompson
Overall	18-10-1	240-174-1
SEC	3-6	82-106
Non-Conference	15-4-1	137-51-1
Postseason	0-0	21-17
Home	14-4-1	160-76-1
Away	2-6	54-75
Neutral	2-0	22-20
Current streak	L3	L3
Last 5 games	2-3	2-3
Last 10 games	5-5	5-5

Situational:

AU scores first	10-3	156-57
Opp. scores first	8-7-1	84-117-1
AU scores 4+ runs	18-5-1	219-78-1
AU scores 3 runs or less	0-5	21-96
AU leads after 7 innings	14-1	194-17
8 innings	12-0	214-14
AU trails after 7 innings	3-8	19-128
8 innings	1-9	8-138
Game tied after 7 innings	1-1-1	22-25-1
8 innings	2-1-1	8-16-1
Extra Innings	2-0	13-18
1-run games	5-2	51-46
2-run games	1-0	3-17
3-run games	3-0	27-23
Games decided by 5+ runs	7-8	107-58
vs. LH Starter	4-3	70-54
vs. RH Starter	14-7-1	171-119-1
More hits than opponent	14-0	177-29
Fewer hits than opponent	3-10	40-134
Hits are tied	1-0-1	21-12-1
AU has 10+ hits	12-2-1	146-64-1
Opp. has 10+ hits	4-7-1	57-108-1
Hit a home run	16-8-1	160-78-1
Opp. hits a home run	8-8-1	107-115-1
AU quality start	1-0	69-22
Opp. quality start	1-5	27-64
AU commits no errors	10-2	110-43
Opp. commits no error	8-5	70-87

By Day:

Sunday	1-3-1	36-33-1
Monday	0-0	3-2
Tuesday	5-1	50-19
Wednesday	2-0	20-7
Thursday	1-0	9-16
Friday	6-1	58-39
Saturday	3-5	60-55
Day Games (first pitch before 6 p.m.)	5-8-1	127-94-1
Night Games (first pitch after 6 p.m.)	13-2	113-80
Doubleheaders	0-2	26-18

By Month:

February	5-1-1	50-15-1
March	13-6	87-47
April	0-3	51-52
May	0-0	34-47
June	0-0	16-10

By Jersey:

White	3-0	60-33
Blue	8-2	51-35
Orange	0-0	49-35
Gray	1-4	29-42
Pinstripes	2-3-1	37-26-1
Cream Throwback	4-1	12-3

UNIVERSITY INFORMATION

Location	Auburn, Ala.
Enrollment	31,526
Founded	October 1, 1856
Nickname	Tigers
Colors	Burnt Orange and Navy Blue
President	Dr. Christopher B. Roberts
Athletics Director	John Cohen
Conference	Southeastern (SEC West)
Stadium / Capacity	Samford Stadium-Hitchcock Field at Plainsman Park / 4,096
Ticket Office Phone	855-282-2010

BASEBALL COACHING / SUPPORT STAFF

Head Coach	Butch Thompson (Birmingham-Southern, 1992)
Record at Auburn / Seasons	240-174-1 (.580) / 8th
Career Coaching Record / Seasons	279-195-1 (.588) / 9th
Assistant Coach	Karl Nonemaker (Vanderbilt, 2002)
Assistant Coach	Gabe Gross (Auburn, 2012)
Pitching Coach	Daron Schoenrock (Tennessee Tech, 1984)
Director of Player Development	Aaron Everett (UT Martin, 2012)
Director of Operations	Greg Drye (Southern Miss, 1998)
Athletic Trainer	Anthony Sandersen (South Dakota State, 2004)
Strength & Conditioning	Chris Joyner (Minnesota State - Mankato, 2001)

PROGRAM HISTORY

Modern Era Program Record (since 1949)	2,048-1,407-5 (.593)
College World Series Appearances / Last	6 / 2022
College World Series Record	4-12 (.250)
NCAA Regional Appearances / Last	23 / 2022
NCAA Regional Record	54-45 (.545)
NCAA Super Regional Appearances / Last	4 / 2022
NCAA Super Regional Record	5-6 (.455)
Last Postseason Opponent	Arkansas / 2022 College World Series
Result	Lost, 11-1

POSTSEASON HISTORY

College World Series Appearances: 6 (1967, 1976, 1994, 1997, 2019, 2022)

Super Regional Appearances: 4 (1999, 2018, 2019, 2022)

NCAA Regional Appearances: 23 (1963, 1967, 1976, 1978, 1987, 1989, 1993-95, 1997-2003, 2005, 2010, 2015, 2017, 2018, 2019, 2022)

NCAA Regional Titles: 8 (1967, 1976, 1994, 1997, 1999, 2018, 2019, 2022)

MEDIA RELATIONS

Baseball Contact: George Nunnelley, Asst. Director - Athletics Comm.

Cell: 502-609-9982

Email: gnnunnelley@auburn.edu

Twitter: @gnunnelley

Associate AD: Kirk Sampson

2023 AUBURN BASEBALL ROSTER

No.	Name	Pos.	Cl.	B/T	Ht.	Wt.	Exp.	Hometown (Previous School)
1	Caden Green	IF	Jr.	R/R	5-11	164	JC	Tulsa, Okla. (Seminole State)
2	Josh Hall	OF	Gr.	L/R	5-9	174	2L	Homewood, Ala. (Ole Miss)
3	Chris Stanfield	OF	Fr.	R/R	6-1	189	FR	Tallahassee, Fla. (Chiles)
4	Carter Wright	C	Jr.	R/R	6-0	195	JC	Blairsville, Ga. (Iowa Western)
5	Kason Howell	OF	5th	R/R	6-0	178	4L	Argyle, Texas (Liberty Christian)
6	Ryan Dyal	C	R-Jr.	L/R	5-10	197	2L	Senoia, Ga. (East Coweta)
7	Cole Foster	IF	Jr.	S/R	6-1	193	2L	Plano, Texas (Plano Senior)
8	Bryson Ware	IF/OF	Sr.	R/R	6-2	193	2L	Madison, Miss. (Pearl River)
9	Brody Moss	IF	So.	L/R	5-11	183	1L	Helena, Ala. (Helena)
10	Brody Wortham	IF	Gr.	R/R	6-1	187	TR	Wedowee, Ala. (West Georgia)
11	Gavin Miller	IF	Fr.	R/R	5-11	192	HS	Oakdale, Pa. (West Allegheny)
12	Drew Nelson	LHP/OF	Fr.	L/L	5-11	198	HS	Troy, Ala. (Pike Liberal Arts)
14	Justin Kirby	OF	Gr.	R/R	5-11	203	TR	Alpharetta, Ga. (Kent State)
16	Cam Hill	IF	Jr.	L/L	6-4	219	2L	Madison, Ala. (Bob Jones)
17	Trevor Horne	RHP	R-Fr.	L/R	6-3	203	RS	Phenix City, Ala. (Glenwood Academy)
18	Ike Irish	C	Fr.	L/R	6-2	202	HS	Hudsonville, Mich. (St. Mary's Prep)
20	Tommy Sheehan	LHP	Gr.	L/L	6-0	210	1L	Brielle, N.J. (Notre Dame)
21	Tommy Vail	LHP	Gr.	R/L	5-11	190	TR	Seattle, Wash. (Notre Dame/TCU)
22	Hayden Murphy	RHP/IF	Fr.	R/R	6-3	185	HS	Chula, Ga. (Tiftarea Academy)
23	Parker Carlson	RHP	So.	R/R	6-1	184	1L	Mobile, Ala. (Faith Academy)
24	Nate LaRue	C	Sr.	R/R	6-3	223	3L	Mobile, Ala. (McGill-Toolen)
25	Tanner Bauman	LHP	Jr.	L/L	6-4	208	JC	Jacksonville, Fla. (St. John's River State)
26	Cooper McMurray	IF	R-So.	L/L	6-3	258	TR	Tulsa, Okla. (Kansas)
27	Bobby Peirce	OF	R-Sr.	R/R	6-0	183	2L	Scottsdale, Ariz. (South Mountain)
28	Elliott Bray	RHP	Fr.	R/R	6-0	219	HS	Hartselle, Ala. (Hartselle)
29	Christian Herberholz	RHP	R-Jr.	R/R	5-11	197	JC	Scottsboro, Ala. (Southern Union)
31	Mike Bello	OF	So.	L/L	6-0	203	1L	Oak Ridge, N.J. (Pope John XXIII)
33	Will Cannon	RHP	So.	R/R	6-1	187	JC	Phenix City, Ala. (Northwest Florida State)
41	John Armstrong	RHP	So.	R/R	5-11	225	1L	Marietta, Ga. (Harrison)
43	Chase Isbell	RHP	Sr.	R/R	6-2	210	1L	Springville, Ala. (Samford)
44	Ryan Olson	RHP	Fr.	R/R	6-1	206	HS	Auburn, Ala. (Auburn)
45	Joseph Gonzalez	RHP	Jr.	R/R	6-4	233	2L	Humacao, P.R. (Leadership Christian Academy)
46	Chase Allsup	RHP	So.	R/R	6-1	238	1L	Dothan, Ala. (Dothan)
47	Cameron Keshock	RHP	Fr.	R/R	6-6	215	HS	Spanish Fort, Ala. (Spanish Fort)
51	Ty Mauldin	IF	Jr.	L/R	6-0	196	JC	Trussville, Ala. (Snead State)
54	Konner Copeland	LHP	Sr.	L/L	6-2	178	1L	Mobile, Ala. (Pensacola State)
77	Zach Crotchfelt	LHP	Fr.	L/L	6-2	210	HS	Jackson, N.J. (Jackson Memorial)

COACHES & STAFF

30	Butch Thompson	Head Coach
36	Karl Nonemaker	Assistant Coach
39	Gabe Gross	Assistant Coach
40	Daron Schoenrock	Pitching Coach
	Aaron Everett	Director of Player Development
	Greg Drye	Director of Operations
	Sara Elizabeth Jackson	Special Assistant to the Head Coach
	Chris Joyner	Strength & Conditioning
	Anthony Sandersen	Athletic Trainer
	Wyn Grantham	Athletic Trainer Intern

PRONUNCIATION GUIDE

Tanner BAUMAN BOW-man (of a boat)
 Ryan DYAL.....DIAL
 KASON Howell..... KAY-son
 Chase ISBELL.....IZ-bull
 Cameron KESHOCK..... KEY-shock
 Ty MAULDIN MALL-den
 Daron SCHOENROCK SHOW-in-rock
 Brody WORTHAM.....WORTH-um

30 BUTCH THOMPSON HEAD COACH

THE AUBURN SKIPPER

- Nine College World Series appearances / 18 postseason appearances
- 2013 National Runner-up (Mississippi State)
- 2001 National Champion (Birmingham-Southern)
- 2014 Baseball America/ABCA National Assistant Coach of the Year
- 2006 FCA Coach of the Year
- Coached 20 pitchers who went on to pitch in the Major Leagues
- Recruited and coached 38 pitchers who were drafted out of college that weren't drafted out of high school

Butch Thompson enters his eighth season at the helm of the program in 2023, posting a record of 222-164 in his first seven seasons. He has led the program to the College World Series in two of the last three postseasons.

Butch Thompson was named Auburn's head baseball coach on October 22, 2015 and enters his eighth season with the Tigers in 2023.

Thompson has returned the Tigers to prominence in seven seasons on The Plains as he has guided the team to a 222-164 overall record and has advanced to the NCAA Tournament four of the last five postseasons, including three Super Regional appearances in the last four years and two trips to the College World Series in the last three postseasons.

Thompson, who spent three seasons as an assistant coach and recruiting coordinator at Auburn from 2006-08, returned to The Plains after seven seasons at Mississippi State as both associate head coach and pitching coach.

A native of Amory, Miss., Thompson has coached 33 Division I All-Americans and 43 all-conference performers. He has seen 20 of his former pitchers called up to Major League Baseball, including 14 since 2014. Thompson has also turned 38 pitchers who went undrafted out of high school into MLB draft picks.

Along with his pitching pedigree, Thompson is also considered one of the top recruiters in the country. Since 2003, he has secured 15 recruiting classes that were ranked in the top 10 by either Baseball America or Perfect Game, including the program record No. 4 class in 2017 and No. 5 class in 2022. His classes signed from 2006-08 at Auburn each ranked in the top 18 nationally.

In 30 years of coaching at the collegiate level, including 21 in the Southeastern Conference, Thompson has coached nine College World Series participants, including leading the Tigers to the program's first trip to the College World Series in 22 years in 2019 and taking the team back for the second time in three seasons in 2022. Auburn is one of six programs to appear in two of the last three College World Series, and Thompson is one of five active SEC coaches who have taken their program to a pair of College World Series in a three-year span. Thompson has also coached one national champion and a national runner-up, won nine conference championships and made 18 postseason appearances.

Thompson was named the 2006 Fellowship of Christian Athletes SEC Coach of the Year while at Auburn and the 2014 Baseball America and American Baseball Coaches Association (ABCA) National Assistant Coach of the Year while at Mississippi State.

During his tenure with the Tigers, Thompson has led the team to three straight NCAA Tournament appearances from 2017-19 for the first time since 2001-03, including back-to-back super regionals in 2018 and 2019 for the first time in program history. Auburn has finished five of Thompson's seven seasons in the top 25, including three in the top 10. The No. 5 national ranking to finish 2022 was tied for the second highest mark in program history.

The 2022 season marked one of the most successful in recent program history as the Tigers went 43-22 overall and 16-13 in SEC play. The 43 wins were tied for the most since 1999, and the winning conference record marked the Tigers' third under Thompson after doing so just once from 2004-15.

Auburn went 37-18 in the regular season and lost back-to-back games on just three occasions before being selected as a regional host for the first time since 2010. The Tigers swept Southeastern, Florida State and UCLA in the regional, outscoring them 51-18 in the process, before becoming the first team to defeat Oregon State in a home super regional by taking down the Beavers in a dramatic winner-take-all game three. Auburn moved on to Omaha and defeated Stanford 6-2 to secure the program's first College World Series win since 1997.

In seven seasons at MSU, Thompson made four NCAA regional trips, two Super



Regionals, won the SEC Tournament and advanced to the College World Series finishing as NCAA runner-up in 2013. In three of his last four seasons in Starkville, the Bulldogs' staff ERA finished no higher than 3.06. Thompson's 2013 pitching staff was one of two nationally to finish in the top 15 in ERA, strikeouts per nine innings and hits allowed per nine innings.

In addition to his experience at Auburn and Mississippi State, Thompson also spent four seasons at Georgia from 2002-05, including a trip to the College World Series in 2004. While there, he guided the development of future Major Leaguers Josh Fields, Mitchell Boggs and Brooks Brown.

Thompson launched his coaching career as pitching coach and top assistant at Huntingdon College (Ala.) in 1993, before returning to his alma mater in Birmingham, where he helped lead the Panthers to back-to-back Southern States Conference Championships and in 1995 coached BSC to its first NAIA World Series berth.

Thompson left BSC briefly to serve as head coach at Jefferson State Community College in Birmingham in 1997. While at JSCC, he was honored as the Regional Tournament Coach of the Year, the ABCA Alabama Junior College Coach of the Year and the Southeast Region Coach of the Year after guiding JSCC to a 39-21 mark, the AJCAA Region 22 State Championship and a third-place finish in the NJCAA Division II World Series.

He returned to Birmingham-Southern as top assistant the following season, beginning a four-year run during the most successful span in BSC baseball history. The Panthers won 196 games and four TranSouth Conference Championships and made three-consecutive appearances in the NAIA World Series. BSC's 2001 team posted a school-best 55-11 mark and captured the NAIA National Championship.

In 2002, Thompson joined the SEC baseball coaching fraternity as a pitching coach and recruiting coordinator at Georgia and has been a part of the league for the past 17 seasons.

Thompson currently serves as the large-school representative for the Alabama Baseball Coaches Association and is an All-American committee member representing the South region for the ABCA.

Thompson prepped at Amory (Miss.) High School and later starred as a pitcher at Itawamba (Miss.) Community College from 1989-90. He is a member of both the ICC Athletic Hall of Fame (Class of 2014) and MACCC Hall of Fame (Class of 2021).

Thompson earned a Bachelor's Degree in History at BSC in 1992 and completed a Master's Degree in Sports Administration at UAB in 1996. He is married to the former Robin Ashe of Birmingham, Ala., and they are the parents of three daughters --- Anna, Olivia and Madelyn Gail.

NATIONAL POLLS

NEWS & NOTES

BASEBALL AMERICA

Apr. 3

1. LSU*
2. Florida*
3. Wake Forest
4. Vanderbilt
5. Arkansas*
6. South Carolina*
7. Stanford
8. Virginia
9. Boston College
10. Kentucky
11. Oklahoma State
12. Tennessee
13. Campbell
14. Miami
15. East Carolina
16. North Carolina
17. Louisville
18. Texas Tech
19. West Virginia
20. Texas
21. FGCU
22. Coastal Carolina
23. UConn
24. USTA
25. Southern Cal*

D1 BASEBALL

Apr. 3

1. LSU*
2. Wake Forest
3. Florida*
4. Vanderbilt
5. Arkansas*
6. South Carolina*
7. Virginia
8. Stanford
9. Boston College
10. Kentucky
11. Tennessee
12. East Carolina
13. North Carolina
14. Campbell
15. FGCU
16. Oklahoma State
17. Coastal Carolina
18. Louisville
19. UConn
20. Miami
21. Texas
22. Texas Tech
23. UCLA
24. West Virginia
25. Oregon

USA TODAY

Apr. 3

1. LSU*
2. Wake Forest
3. Florida*
4. Vanderbilt
5. Arkansas*
6. South Carolina
7. Virginia
8. Tennessee
9. Stanford
10. Kentucky
11. Boston College
12. Louisville
13. Oklahoma State
14. Campbell
15. North Carolina
16. East Carolina
17. FGCU
18. UConn
19. Texas
20. Miami
21. Coastal Carolina
22. UCLA
23. Texas Tech
24. West Virginia
25. N.C. State

NCBWA

Mar. 27

1. LSU*
2. Florida*
3. Wake Forest
4. Vanderbilt
5. Virginia
6. Arkansas*
7. South Carolina*
8. Stanford
9. East Carolina
10. Louisville
11. Tennessee
12. UCLA
13. Oklahoma State
14. North Carolina
15. Campbell
16. Kentucky
17. Boston College
18. FGCU
19. Texas Tech
20. UC Santa Barbara
21. Iowa
22. Ole Miss*
23. Miami
24. Texas
25. West Virginia

PERFECT GAME

Apr. 3

1. LSU*
2. Florida*
3. Wake Forest
4. Vanderbilt
5. Arkansas*
6. South Carolina*
7. Boston College
8. Virginia
9. Kentucky
10. Tennessee
11. Campbell
12. Stanford
13. Texas Tech
14. Oklahoma State
15. East Carolina
16. North Carolina
17. Louisville
18. FGCU
19. UCLA
20. Coastal Carolina
21. UConn
22. Miami
23. UTSA
24. Northeastern
25. UC Santa Barbara

COLLEGIATE BASEBALL

Apr. 3

1. LSU*
2. Vanderbilt
3. South Carolina*
4. Wake Forest
5. Virginia
6. Florida*
7. Arkansas*
8. Kentucky
9. Louisville
10. Stanford
11. UC Santa Barbara
12. Oklahoma State
13. Texas
14. North Carolina
15. Campbell
16. Arizona State
17. Tennessee
18. Miami
19. Boston College
20. Oregon
21. Cal State Fullerton
22. East Carolina
23. Texas Tech
24. UConn
25. FGCU

AUBURN IN THE POLLS

BA D1 CB NC PG USA

Pre. 22 NR NR NR 17 NR
 2/20 23 NR NR NR 17 --
 2/27 23 NR NR NR 13 NR
 3/6 20 NR 20 NR 11 25
 3/13 NR NR 24 NR 18 NR
 3/20 NR NR NR NR NR NR

BA D1 CB NC PG USA

3/27 NR NR NR NR NR NR
 4/3 NR NR NR -- NR NR

SCOUTING THE AGGIES

- Texas A&M enters the weekend with an 18-11 overall record and 3-6 mark in SEC play. The Aggies dropped their first two SEC series vs. LSU and at Tennessee before taking two of three games vs. Ole Miss last weekend.
- Offensively, the Aggies are hitting .273 as a team, led by junior shortstop Hunter Haas' .389 clip, and have scored 212 runs in 29 games. The team has stolen 44 bases this season, good for the third most in the SEC.
- On the mound, Texas A&M has turned in a 5.25 staff ERA with 301 strikeouts in 258.2 innings. The team ERA is up to 8.47 in league games.

HONORING AN AUBURN, SEC AND MLB LEGEND

- Auburn will unveil a statue of Frank Thomas at Plainsman Park as a part of A-Day festivities Saturday at 10 a.m.
- Following a three-year career at Auburn when he hit .382 with 49 home runs and 205 RBI, Thomas was selected by the Chicago White Sox with the seventh overall pick in the 1989 MLB Draft and went on to enjoy a 19-year MLB career with the White Sox, Athletics and Blue Jays.
- Thomas is the only player in MLB history with seven straight seasons of 20+ homers, 100+ RBI, 100+ walks and a .300+ average.
- He was elected into the National Baseball Hall of Fame in his first year of eligibility in 2014 and remains the only SEC baseball player in the Hall of Fame.

HOME SWEET HOME

- Auburn is 14-4-1 at home this season.
- The Tigers went 25-9 at Plainsman Park in 2022, tied for the second most home wins in a season in the last 20 years, and has won 27 of its last 34 home games (27-6-1).

NEARLY MIRROR IMAGES

- Auburn and Texas A&M were two of the last six teams left standing at the end of last season.
- Both teams have 18 wins overall this season and are 3-6 in the SEC. Auburn has 61 wins since the beginning of last season, and Texas A&M has 62 wins during the span.

COMEBACK KIDS

- Auburn's seven-run comeback win vs. Georgia Tech on Mar. 14 marked the team's largest comeback win since Feb. 22, 2017 vs. Florida A&M.
- After winning 22 games in which they trailed last year, the Tigers have notched nine comeback wins this season.
- Three of the team's last six wins dating back to the Georgia Tech game have been of the comeback variety.
- Thirty-one of the Tigers' 61 wins since the start of last season are comebacks.

THREE KEYS TO THE GAME

- Auburn's points of emphasis this season are producing the biggest inning, fewest freebies and most baserunners.
- The team that has produced the biggest inning is 24-1 (.958). Four games have had an equal biggest inning with one ending in a tie and the other three in one-run wins, including two in extra innings.
- The team that has produced the most baserunners in a game is 23-5-1 (.804).
- The team that has issued the fewest freebies is 17-7-1 (.700). Four games have been tied on freebies.

FRESH FACES

- Twenty of Auburn's 37 players on the roster are new to the program.
- Auburn has started at least four new players in 24 straight games and in 27 of 29 contests this season.

WARE-ING 'EM OUT

- Coming into the year a .246 hitter in 92 games, Bryson Ware ranks top six in the NCAA in homers (14), slugging (.864) and total bases (95) and is top 10 in the SEC in hits (43).
- Ware homered in four straight games from Mar. 3-7 and seven times in nine games from Feb. 21-Mar. 7. He has now homered seven times in the last 11 games.
- Ware has reached base in a career best 30 straight games dating back to his final game played in 2022 and has a hit in 27 of 29 games this season, including 13 straight.

GOLDEN SPIKES WATCH LIST

- Ware was one of 45 student-athletes named to the Golden Spikes Award Midseason Watch List earlier this week.
- He is the sixth Auburn player since 2016 to earn the distinction.
 - Anfernee Grier (2016)
 - Keegan Thompson (2017)
 - Casey Mize (2017, '18)
 - Tanner Burns (2019)
 - Sonny DiChiara (2022)
 - Bryson Ware (2023)

WE WANNA BE LIKE IKE

- Ike Irish was named the SEC Freshman of the Week for the first two weeks of the season.
- He ranks second in the NCAA in doubles (16), fifth in the SEC in hits (47), and was named a Perfect Game Midseason Freshman All-American earlier this week.
- Irish collected multiple hits in 13 of his first 17 career games and leads the team with 17 multi-hit games this season.

HOWELL'S HOLDING IT DOWN

- Fifth year outfielder Kason Howell has started in 141 of the last 142 games dating back to 2021.
- With 219 career games played, Howell is 28 games shy of breaking the program record (246).

NCAA ACTIVE CAREER TOP 10

- Howell is the NCAA active leader in career doubles (60) and ranks tied for fourth in program history in the category.
- He also ranks third among active NCAA players and leads SEC players in games played (219) while ranking fifth in at-bats (803).
- Justin Kirby ranks tied for sixth in doubles (50) and 10th in total bases (361).
- Tommy Vail is the NCAA active leader in hits allowed per 9.0 IP (5.25) and ranks just outside the top 10 with 81 career appearances.

FOSTER CAUGHT FIRE

- Cole Foster registered back-to-back four-hit games on Mar. 8 and Mar. 10, becoming the first Auburn player since SEC Player of the Year Hunter Morris in 2010.
- Foster went on a career best 11-game hitting streak from Feb. 24-Mar. 17, hitting .523 (23-for-44) with 13 runs, three doubles, two homers and 16 RBI during the streak.
- Despite not recording a hit at Arkansas (Mar. 17-19), Foster leads the team with a .382 average (21-for-55) since Mar. 8.

CANNON CAN BRING IT

- Will Cannon made his first career start in the series opener at Florida last weekend and held the nation's ninth highest scoring offense to one run in 4.0 innings.
- Cannon leads the team with a 1.54 ERA in SEC play and is 1-0 with a 1.29 ERA in his last four appearances and 14.0 innings pitched dating back to Mar. 14 vs. Georgia Tech.

FAB FIVE FROSH

- Auburn's five freshmen in Perfect Game's top 100 were the second most in the country.
 - Zach Crotchfelt; LHP; Jackson, N.J.
 - Ike Irish; C/DH; Hudsonville, Mich.
 - Gavin Miller; IF; Oakdale, Pa.
 - Hayden Murphy; RHP; Chula, Ga.
 - Chris Stanfield; OF; Tallahassee, Fla.

RECRUITING RANKINGS

- The Tigers 2022 incoming class was ranked unanimously in the top 10 by Perfect Game (No. 5), Baseball America (No. 6), Collegiate Baseball (No. 8) and D1 Baseball (No. 10).
- Perfect Game's No. 5 ranking is tied for the second highest in program history, trailing only the No. 4 class from 2017.
- Auburn's next two classes for 2023 and 2024 are also ranked in the top 10 by Perfect Game.

BIG SHOES TO FILL

- The Tigers are tasked with replacing its top four hitters - Sonny DiChiara, Blake Rambusch, Brooks Carlson and Brody Moore - and five of its top pitchers - Mason Barnett, Trace Bright, Blake Burkhalter, Hayden Mullins and Carson Skipper - from 2022.
- Eight of the nine players listed above were drafted in the top 17 rounds of last year's MLB Draft, marking a program record for top 20 round picks.

PRESEASON PROGNOSIS

- Despite being one of six programs in the country to advance to the College World Series twice in the last three postseasons - Auburn, Arkansas, Mississippi State, Texas, Stanford and Vanderbilt - the Tigers went unranked in four of the six major preseason polls and were voted on by league head coaches to finish sixth in the SEC West.

ACCOLADES FOR THE ASSISTANTS

- Assistant coaches Karl Nonemaker and Gabe Gross both took home hardware in 2022.
- Nonemaker was named the American Baseball Coaches Association NCAA Division I Assistant Coach of the Year and Gross earned Alabama Baseball Coaches Association Division I Assistant Coach of the Year honors.

SEC EXPERIENCE ON STAFF

- Auburn's coaching staff includes 43 years of experience as a SEC coach.
 - Butch Thompson: 21 years
 - Karl Nonemaker: 8 years
 - Gabe Gross: 7 years
 - Daron Schoenrock: 7 years

THE ROAD TO OMAHA

- Auburn advanced to the College World Series for the second time in the last three postseasons in 2022.
- The Tigers hosted a regional for the first time in 12 years and outscored the opponents by a combined score of 51-18, marking the most runs by a SEC team in a three-game regional.
- The team then became the first program to defeat Oregon State in a home super regional, and secured the program's first win in Omaha since 1997 with a 6-2 win against Stanford.

THE 2022 MLB DRAFT WAS A DANDY

- Auburn had eight players selected in the 2022 MLB Draft, all previously undrafted.
- The eight draft picks were the second most in program history, third most in the SEC and tied for the fifth most in the country.
- The four picks in the top five rounds were the most in program history, as were the eight picks in the top 20 rounds.
- It marked the 48th consecutive year the Tigers had at least one player selected, tied for the longest active streak in the SEC.
- It marked the program record seventh straight season Auburn had a top-five-round pick.

THOMPSON'S TENURE

- In seven years under head coach Butch Thompson, Auburn has had 36 draft picks, including 16 in the top 10 rounds and 12 in the top five rounds.
- Both top-10 and top-five rounds totals are good for the most in a seven-year span in program history.

PACK OUT PLAINSMAN PARK

- Auburn has sold out of season tickets for the third straight season (2020, 2022-23), selling a record number in advance of 2023.
- Already with six sellouts this season, including all three games vs. Georgia to open SEC play at home, nine of the team's 12 remaining SEC home games are pre-sellouts.
- The program shattered the previous single-season attendance record from 2004 by more than 16,000, welcoming 127,947 fans through the gates of Plainsman Park in 2022.

THE LAST TIME...

BATTING SUPERLATIVES

5 hits in a game	Brody Moore vs. Florida State [5-for-5] (6/4/22)
6 hits in a game	Tyler Johnstone vs. Elon [6-for-7, 2B, 3B] (2/25/05)
Reached base 6 times	Kason Howell vs. Florida State [4-5, 2 BB] (6/4/22)
Reached base 7 times	Brody Moore vs. Florida State [5-5, 2BB] (6/4/22)
4 runs in a game	Brody Moore vs. Florida State (6/4/22)
5 runs in a game	Sonny DiChiara vs. Florida State (6/4/22)
6 runs in a game	Bryson Ware vs. Alabama A&M (2/24/21)
10-game hitting streak	Bryson Ware, 13 games (current)
15-game hitting streak	Bryson Ware, 15 games (6/20/22-3/10/23)
20-game hitting streak	A. Grier, 22 games, (5/31/15-3/22/16)
25-game hitting streak	Justin Fradejas, 27 games (3/23-5/7/10)
30-game hitting streak	Casey Dunn, 31 games (2/22 [G1]-4/15/97)
3 doubles in a game	Kason Howell vs. Lipscomb (3/3/22)
4 doubles in a game	Ken Dempsey vs. Georgia (1971)
2 triples in a game	Jay Gonzalez vs. Alabama State (2/28/12)
3 triples in a game	never
2 home runs in one game	Bryson Ware at #3 Arkansas (3/18/23)
3 home runs in one game	Cole Foster vs. Southeastern (6/3/22)
7 RBI in a game	Justin Kirby vs. USC (2/26/23)
8 RBI in a game	Justin Bryant at Georgia (3/19/10)
9 RBI in a game	Cole Foster vs. Southeastern (6/3/22)
10 RBI in a game	Bob Berry vs. Huntington (4/15/82)
Grand slam home run	Justin Kirby vs. USC (2/26/23)
Inside-the-park home run	Kason Howell vs. Southeastern (3/11/23)
HR to begin game	Ryan Bliss vs. #11 Ole Miss (5/25/21)
Two HR in one inning	Cole Foster vs. Southeastern [1st] (6/3/22)
HR in consecutive at-bats	Bryson Ware at #3 Arkansas (3/18/23)
HR in three consecutive at-bats	Edouard Julien (2/20-22/19)
HR in consecutive games	Bryson Ware/Ike Irish (3/28-31/23)
HR in three consecutive games	Bryson Ware (3/25-31/23)
HR in three consecutive SEC games	Trent Mummy (4/17-23/10)
HR in four consecutive games	Bryson Ware (3/3-7/23)
HR in four consecutive SEC games	Mike Bianucci (5/2-9/08)
HR in five consecutive games	Tim Lemons (4/6-10/85)
Walk-off HR	Kason Howell vs. Yale (G1 - 2/26/22)
Pinch-hit HR	Cam Hill vs. Kentucky (3/26/21)
Pinch-hit grand slam	Edouard Julien vs. BYU (G1 - 3/3/18)
HR in first at-bat of season	Steven Williams vs. Longwood (2/17/18)
HR in both games of DH	Dylan Ingram at #7 Mississippi St. (4/29/17)
Hit for the cycle	Judd Ward [3B, 1B, HR, 2B] vs. Illinois-Chicago (G1 - 2/15/20)
Hit from both sides of plate	Cole Foster [1st inn.]
in same inning	vs. Southeastern (6/3/22)
Two hits in same inning	Cole Foster [HR, HR] vs. Southeastern [1st] (6/3/22)
Stole home	Josh Hall vs. Kansas State (2/20/22)
Stole two bases in a game	Justin Kirby at #3 Arkansas (3/19/23)
Stole three bases in a game	Anfernee Grier vs. Southern (2/26/16)
Hit by a pitch 2 times in a game	Bryson Ware at #2 Florida (4/2/23)
Hit by a pitch 3+ times in a game	Dan Glevenyak at Alabama (4) (4/11/14)
Scored 20 or more runs	21 vs. Florida State (6/4/22)
Scored 25 or more runs	25 vs. Longwood (2/17/18)
Scored 30 or more runs	33 vs. Alabama A&M (2/24/21)
Scored 5 runs in an Inning	5, vs. Georgia Tech (6th) (3/14/23)
Scored 6 runs in an Inning	6, at #2 Florida (2nd) (3/31/23)
Scored 7 runs in an Inning	7, vs. Lipscomb (1st) (3/4/23)
Scored 8 runs in an Inning	8, at UAB (5th) (3/19/19)
Scored 9 runs in an Inning	9, vs. Rhode Island (1st) (G1 - 3/5/22)
Scored 10+ runs in an Inning	11, vs. Florida A&M (1st) (3/1/23)
Recorded 10+ hits in an Inning	11, vs. Furman (5th) (2/12/00)
Scored in every inning	vs. Coppin State (3/18/14)
Recorded 15-19 hits	17, vs. Lipscomb (3/4/23)
Recorded 20 or more hits	20, vs. Georgia Tech (3/14/23)
Hit 3 or more home runs in an inning	3, vs. Florida A&M [1st] (3/1/23)
Hit 3 or more home runs in a game	3, at #2 Florida (4/2/23)
Hit 5 or more home runs in a game	7, vs. Southeastern (6/3/22)
Hit 7 or more home runs in a game	7, vs. Southeastern (6/3/22)
Hit back-to-back home runs	C. Foster & S. DiChiara vs. Southeastern (1st) (6/3/22)
Hit back-to-back-to-back home runs	R. Bliss, T. Miller & R. Woley vs. Texas A&M (1st) (5/15/21)
Had 5 doubles	5, vs. Lipscomb (3/3/23)
Had 6 doubles	6, vs. Jacksonville State (4/21/21)
Had 7 doubles	7, vs. Chicago State (3/8/20)
Had 8 doubles	8, vs. Lipscomb (3/4/23)
Had 9+ doubles	11, vs. Alabama A&M (2/24/21)
Stole 5 bases in a game	5, vs. Bethune-Cookman (5/6/14)
Stole 6 bases in a game	6, vs. #21 Tennessee (3/17/19)
Stole 7 bases in a game	7, vs. Presbyterian (5/8/12)
Stole 8 bases in a game	8, vs. Alcorn State (2/22/12)
Walked 10+ times	11, vs. North Alabama (3/28/23)
Did not strike out in a game	vs. Belmont (3/11/12)

PITCHING SUPERLATIVES

INDIVIDUAL	
Nine-inning no-hitter	Casey Mize vs. Northeastern (3/9/18)
Nine-inning no-hitter (combined)	Mike Mueller [2.0], Lee Carter [1.0]
	Brandon Channell [1.0], Reid Price [1.0], Andrew Skinner [1.0], Arnold Hughey [1.0], Ken Clayton [1.0], Cory Duedeit [0.2], Sean Jones [0.1] vs. UAB (3/19/02)
Seven-inning no-hitter	Jason Johnson vs. LaGrange College (4/30/91)
Nine-inning perfect game	Eric Brandon vs. Murray State (3/2/02)
Seven-inning perfect game	Jason Johnson vs. LaGrange College (4/30/91)
Nine-inning one-hitter (individual)	Keegan Thompson vs. Presbyterian (3/1/14)
Nine-inning one-hitter (combined)	Tanner Burns [7.0], Cody Greenhill [2.0] vs. Chicago State (3/6/20)
Five-inning one-hitter	Kevin Davis [3.2], Jacob Milliman [1.1], vs. Radford (2/22/15)
Nine-inning two-hitter	Tanner Burns [9.0] vs. Cincinnati (3/1/19)
Complete game	Drew Nelson vs. North Alabama [7] (3/28/23)
Complete game shutout	Jack Owen vs. UTSA (3/9/19)
Consecutive complete games	K. Thompson vs. Arkansas & LSU (4/4 & 4/11/15)
Struck out 10 batters	10 by Mason Barnett vs. UCLA (6/5/22)
Struck out 11 batters	11 by Jordan Armstrong vs. Yale (2/25/22)
Struck out 12 batters	12 by Casey Mize at Kentucky (3/23/18)
Struck out 13 batters	13 by Casey Mize vs. Texas A&M (3/16/18)
Struck out 15 batters	15 by Tanner Burns vs. Cincinnati (3/1/19)
TEAM	
Struck out 15+ batters	16, Bright [8], Sheehan [3], Burkhalter [5] vs. Stanford (6/20/22)
Struck out 20+ batters	20, Fuller [4], Watson [4], Anderson [3], Greenhill [4], Skipper [3], Wade [2] vs. #9 Arkansas (4/5/19)
Struck out 15 batters consecutive games	vs. Ga State, at Missouri (4/5-7/16)
Shut out an opponent	2-0 vs. South Carolina (4/24/22)
Consecutive shutouts	16-0 / 12-0 [7] vs. Rhode Island (3/5/22)
Three straight shutouts	2-0 vs. UTSA / 5-0 vs. UTSA (3/6-9/19)
Shut out an SEC opponent	2-0 vs. South Carolina (4/24/22)
Shut out an SEC opponent on the road	3-0 at Missouri (5/21/21)
Consecutive SEC shutouts	5-0 and 4-0 at Miss. State (3/27-28/15)
Consecutive SEC shutouts on the road	5-0 and 4-0 at Miss. State (3/27-28/15)
Was shut out	5-0 at #3 Arkansas (3/19/23)
Was held to one hit	vs. #24 Missouri (4/1/18)
Was no hit	vs. #13 Arkansas (5/25/17)
FIELDING SUPERLATIVES	
2 errors in a game	Jake Wyandt vs. #1 Ole Miss (3/17/22)
3 errors in a game	Luke Jarvis vs. Presbyterian (3/11/17)
4 errors in a game	Brett Burnham at Alabama (4/5/00)
3 double plays turned in a game	vs. Alabama (5/14/22)
4 double plays turned in a game	at #1 Arkansas (4/3/21)
5 double plays turned in a game	never
Triple play (Auburn)	vs. Memphis (5/22/78)
Triple play (Opponent)	at Florida [4th] (3/15/08)
Threw a runner out at HP to end game	Bryson Ware at Mississippi State (4/17/22)
MISC. SUPERLATIVES	
Won 10 or more consecutive games	15 (2/24-3/22/19)
Won 15 or more consecutive games	15 (2/24-3/22/19)
Won 8 or more consecutive SEC games	9 (4/1-21/95)
Lost 5 or more consecutive games	5 (4/2-11/21)
Home winning streak	21 (1964-66)
Road winning streak	14 (1967/1995)
Season-opening winning streak	17 (2/7-3/5/97)
Extra-innings victory	7-6, vs. Georgia [11 inn] (3/23/23)
Extra-innings loss	4-5, at Texas A&M [11 inn] (3/26/22)
Swept a 3-game series	vs. Lipscomb (3/3-5/23)
Swept a road series	at Alabama (4/20-21/18)
Swept a road SEC series	at Alabama (4/20-21/18)
Swept a SEC series	vs. South Carolina (4/22-24/22)
Swept a 4-game series	Rhode Island (3/4-6/22)
Swept a doubleheader	Rhode Island (3/5/22)
Allowed 3 runs or fewer in a three-game series	2, vs. Chicago State (3/6-8/20)
Allowed 3 runs or fewer in a four-game series	3, vs. Rhode Island (3/4-6/22)
Allowed 3 runs or fewer in a SEC series	3, vs. Miss. State (3/27-29/15)
Allowed 4 runs or fewer in a series	3, vs. UTSA (3/8-9/19)
Allowed 4 runs or fewer in a SEC series	4, vs. Georgia (4/23-25/15)
Allowed 3 runs or fewer in a road series	3, vs. Miss. State (3/27-29/15)
Allowed 3 runs or fewer in a SEC road series	3, vs. Miss. State (3/27-29/15)
Overcome a deficit of 7+ runs	7 runs, [0-7, 12-11 (12)] vs. Georgia Tech (3/14/23)
Won a 1-0 game	vs. Mercer (5/30/15) [NCAA Regional]
Lost a 1-0 game	vs. Ohio State (2/15/14)
Walk-off win	vs. Georgia [11 inn.] (3/23/23)
Walk-off loss	at UAB [9 inn.] (4/4/23)

29 • C. HERBERHOLZ RHP

5-11 • 197 • R-JR • Scottsboro, AL • Southern Union

- Is 2nd on the team with a 2.00 ERA in SEC play and has 8 Ks to 2 BBs in 9.0 IP
- Retired all 6 batters faced w/ 3 Ks at Arkansas (3/18)

CAREER STATISTICS

YEAR	ERA	W-L	G/S	IP	H	R	ER	BB	K	BAA
2020*	10.43	0-4	5/4	14.2	17	19	17	10	13	.288
2021*	13.50	0-0	1/0	0.2	0	1	1	1	1	.000
2022*	2.40	4-0	10/7	56.1	41	24	15	11	55	.179
2023	6.26	0-2	10/3	23.0	34	19	16	8	21	.351
TOTAL	4.66	4-6	26/14	94.2	92	63	49	30	91	--

SEASON HIGHS

IP: 4.0, vs. USC (2/25)
H: 6, two times
R: 4, vs. Lipscomb (3/4)
ER: 4, vs. Lipscomb (3/4)
K: 4, vs. USC (2/25)
BB: 2, at UAB (4/4)
PC: 68, vs. USC (2/25)

CAREER HIGHS

7.2, at Bevill State (4/15/22)
7, vs. Shelton State (3/31/22)
7, at Wallace State (3/24/22)
6, at N.C. State (2/23/20)
13, vs. Marion Military (3/17/22)
4, vs. Bradley (2/29/20)
78, vs. Evansville (2/16/20)

17 • TREVOR HORNE RHP

6-3 • 203 • R-FR • Phenix City, AL • Glenwood

- Matched a season high with 1.2 IP at UAB (4/4)
- Made a pair of scoreless appearances vs. SLU (3/10-11)
- Retired all four batters he faced with a K in the finale

CAREER STATISTICS

YEAR	ERA	W-L	G/S	IP	H	R	ER	BB	K	BAA
2023	5.40	0-0	7/0	8.1	7	5	5	3	8	.219

SEASON HIGHS

IP: 1.2, three times
H: 3, vs. GT (3/14)
R: 3, vs. Georgia (3/25)
ER: 3, vs. Georgia (3/25)
K: 3, vs. FAMU (3/1)
BB: 2, vs. Georgia (3/25)
PC: 27, vs. GT (3/14)

CAREER HIGHS

1.2, three times
3, vs. GT (3/14/23)
3, vs. Georgia (3/25/23)
3, vs. Georgia (3/25/23)
3, vs. FAMU (3/1/23)
2, vs. Georgia (3/25/23)
27, vs. GT (3/14/23)

43 • CHASE ISBELL RHP

6-2 • 210 • SR • Springville, AL • Samford

- Pitched a scoreless frame to end the series opener at UF
- Earned a save in back-to-back appearances vs. USA (3/21) and UGA (3/24)
- Earned the win in 2.0 scoreless IP vs. GT (3/14)
- Pitched an immaculate inning vs. UNA (2/21)
- Named to the NCBWA Stopper of the Year Watch List

CAREER STATISTICS

YEAR	ERA	W-L	G/S	IP	H	R	ER	BB	K	BAA
2020*	3.38	1-0	5/0	5.1	3	4	2	7	6	.167
2021*	2.32	4-2	26/0	31.0	19	9	8	13	44	.173
2022	4.82	1-1	14/0	18.2	17	10	10	14	23	.243
2023	7.56	2-1	14/1	16.2	17	14	14	8	26	.258
AU	6.11	3-2	28/1	35.1	34	24	24	22	49	.250
TOTAL	4.27	8-4	58/1	71.2	56	37	34	42	99	--

SEASON HIGHS

IP: 3.1 vs. Lipscomb (3/4)
H: 4, vs. Lipscomb (3/4)
R: 4, vs. USC (2/26)
ER: 4, vs. USC (2/26)
K: 7, vs. Lipscomb (3/4)
BB: 2, at JSU (3/8)
PC: 56, vs. Lipscomb (3/4)

CAREER HIGHS

3.1, vs. Lipscomb (3/4/23)
5, vs. Vandy (4/9/22)
5, at LSU (4/1/22)
5, at LSU (4/1/22)
7, vs. Lipscomb (3/4/23)
3, at Samford (5/17/22)
57, at ETSU (5/21/21)

22 • HAYDEN MURPHY RHP

6-3 • 185 • FR • Chula, GA • Tiftarea Academy

- Struck out the first two batters he faced in his SEC debut at Florida (4/2)
- Pitched a season-high 2.0 innings vs. USA (3/21)
- Held the Jaguars scoreless in his first two frames before allowing the first four batters of the 7th inning to reach

CAREER STATISTICS

YEAR	ERA	W-L	G/S	IP	H	R	ER	BB	K	BAA
2023	9.82	0-0	6/0	7.1	12	8	8	4	2	.343

SEASON HIGHS

IP: 2.0, vs. South Alabama (3/21)
H: 3, three times
R: 5, at Florida (4/2)
ER: 5, at Florida (4/2)
K: 2, at Florida (4/2)
BB: 2, at Florida (4/2)
PC: 32, vs. South Alabama (3/21)

CAREER HIGHS

2.0, vs. South Alabama (3/21/23)
3, three times
5, at Florida (4/2/23)
5, at Florida (4/2/23)
2, at Florida (4/2/23)
2, at Florida (4/2/23)
32, vs. South Alabama (3/21/23)

12 • DREW NELSON LHP

5-11 • 198 • FR • Troy, AL • Pike Liberal Arts

- Pitched a 7.0 inning complete game vs. UNA (3/28)
- Went 2-0 with a 1.17 ERA with 17 strikeouts and 4 BB in 15.1 IP from 3/11-28
- Has earned a win in back-to-back midweek starts - 11.0 IP, 4 H, 1R/ER, 2 BB, 9 K
- Pitched 1.2 innings with 5 Ks at Arkansas (3/17)

CAREER STATISTICS

YEAR	ERA	W-L	G/S	IP	H	R	ER	BB	K	BAA
2023	6.27	2-2	7/3	18.2	13	14	13	10	19	.191

SEASON HIGHS

IP: 7.0, vs. North Alabama (3/28)
H: 4, vs. USC (2/26)
R: 4, two times
ER: 4, two times
K: 7, vs. North Alabama (3/28)
BB: 3, two times
PC: 93, vs. North Alabama (3/28)

CAREER HIGHS

7.0, vs. North Alabama (3/28/23)
4, vs. USC (2/26/23)
4, two times
4, two times
7, vs. North Alabama (3/28/23)
3, two times
93, vs. North Alabama (3/28/23)

44 • RYAN OLSON RHP

6-1 • 206 • FR • Auburn, AL • Auburn

CAREER STATISTICS

YEAR	ERA	W-L	G/S	IP	H	R	ER	BB	K	BAA
2023	21.60	0-0	3/0	1.2	6	4	4	2	3	.600

SEASON HIGHS

IP: 1.0, vs. FAMU (3/1)
H: 3, vs. Southeastern (3/11)
R: 3, vs. Southeastern (3/11)
ER: 3, vs. Southeastern (3/11)
K: 2, vs. FAMU (3/1)
BB: 2, vs. Indiana (2/19)
PC: 26, vs. FAMU (3/1)

CAREER HIGHS

1.0, vs. FAMU (3/1/23)
3, vs. Southeastern (3/11/23)
3, vs. Southeastern (3/11/23)
3, vs. Southeastern (3/11/23)
2, vs. FAMU (3/1/23)
2, vs. Indiana (2/19/23)
26, vs. FAMU (3/1/23)

20 • TOMMY SHEEHAN LHP

6-0 • 210 • Gr. • Brielle, NJ • Notre Dame

- Made his first app since Feb. 18 at UAB (4/4) and turned in 1.1 scoreless IP with 3 Ks
- Allowed just one earned run in his final seven appearances and 15.0 innings in 2022

CAREER STATISTICS

YEAR	ERA	W-L	G/S	IP	H	R	ER	BB	K	BAA
2018*	5.74	2-4	14/14	62.2	62	43	40	41	27	.264
2019*	4.58	5-6	15/15	92.1	100	62	47	23	62	.268
2020*	2.70	3-0	4/4	23.1	18	7	7	5	22	.202
2021*	6.75	0-1	2/2	8.0	10	6	6	5	10	.303
2022	4.28	2-0	16/3	33.2	25	18	16	22	29	.207
2023	0.00	0-0	2/0	1.2	1	0	0	2	4	.167
AU	4.08	2-0	18/3	35.1	26	18	16	24	33	.205
TOTAL	4.71	12-11	53/37	221.2	216	136	116	98	154	--

SEASON HIGHS

IP: 1.1, at UAB (4/4)
H: 1, at UAB (4/4)
R: --
ER: --
K: 3, at UAB (4/4)
BB: 2, vs. Indiana (2/18)
PC: 20, vs. Indiana (2/18)

CAREER HIGHS

9.0, two times
13, vs. North Carolina (4/13/19)
11, vs. North Carolina (4/13/19)
8, vs. North Carolina (4/13/19)
9, at UAB (2/14/20)
6, vs. Purdue (2/24/18)
112, vs. North Carolina (4/13/19)

21 • TOMMY VAIL LHP

5-11 • 190 • Gr. • Seattle, WA • TCU/Notre Dame

- Is the NCAA active leader in H/9.0 IP (5.25)
- Turned in 4.2 IP with 6 Ks in the finale at Florida (4/2)
- Pitched a career high 5.2 innings with 8 Ks vs. UAB (3/7)
- Was teammates with Tommy Sheehan at ND from 2018-21 before spending last season at TCU

CAREER STATISTICS

YEAR	ERA	W-L	G/S	IP	H	R	ER	BB	K	BAA
2018*	3.90	3-2	27/1	27.2	24	16	12	24	30	.231
2019*	3.27	3-2	25/2	44.0	24	19	16	26	61	.157
2020*	2.08	3-0	7/0	17.1	5	6	4	3	24	.086
2021*	DNP-INJURED									
2022*	3.65	1-0	13/0	12.1	9	5	5	6	15	.205
2023	4.28	2-1	8/6	27.1	13	14	13	17	35	.138
TOTAL	3.50	11-5	80/9	128.2	75	60	50	76	165	--

SEASON HIGHS

IP: 5.2, vs. UAB (3/7)
H: 7, vs. Georgia (3/23)
R: 5, at Florida (4/2)
ER: 4, three times
K: 8, vs. UAB (3/7)
BB: 5, at Florida (4/2)
PC: 92, at Florida (4/2)

CAREER HIGHS

5.2, vs. UAB (3/7/23)
7, vs. Georgia (3/23/23)
5, at Florida (4/2/23)
4, three times
9, vs. Toledo (2/22/20)
5, two times
92, two times

AUBURN IN THE NATIONAL AND SEC RANKINGS

(as of Apr. 5)

TEAM	TOTAL	NCAA	SEC
Doubles	65	20	2
41 JOHN ARMSTRONG Wins	5	14	1
18 IKE IRISH Doubles Hits	16 47	2 16	1 5
12 DREW NELSON Complete games	1	9	1
8 BRYSON WARE Total bases Home runs Slugging percentage	95 14 .864	5 5 6	2 3 4

PITCHING CAREERS

CHASE ALLSUP'S AUBURN APPEARANCES

2022 - FRESHMAN YEAR

Date	Opp (Res.)	DEC	QS	IP	H	R	ER	BB	SO	HR	ERA	NP
2/20	vs. Kansas State (W, 12-1)	-	-	1.0	0	0	0	0	3	0	0.00	14
2/25	YALE (W, 9-0)	-	-	1.0	0	0	0	2	2	0	0.00	25
3/2	UAB (W, 16-1)	-	-	1.0	0	0	0	1	2	0	0.00	20
3/9	vs. Tennessee Tech (W, 4-3)	-	-	2.0	2	0	0	1	3	0	0.00	39
3/13	MIDDLE TENNESSEE-G1 (W, 10-7)	-	-	1.1	3	1	0	1	3	0	0.00	35
3/18	#1 OLE MISS (W, 19-5)	-	-	1.1	2	4	2	2	2	1	2.35	49
3/26	at Texas A&M (L, 4-5 [11])	-	-	0.1	0	0	0	0	0	0	2.25	1
3/27	at Texas A&M (W, 13-9)	W	-	1.0	0	1	0	1	0	0	2.00	19
4/5	at UAB (W, 6-4)	S	-	2.1	2	1	1	0	2	1	2.38	34
4/12	SAMFORD (W, 4-1)	-	-	2.0	1	0	0	0	5	0	2.03	33
4/19	ALABAMA STATE (W, 6-5 [10])	-	-	0.2	0	0	0	2	0	0	1.93	15
4/22	SOUTH CAROLINA (W, 6-3)	-	-	0.2	0	0	0	0	0	0	1.84	5
4/26	at Jax State (W, 8-4)	-	-	2.2	2	1	1	0	3	1	2.08	31
4/30	at #1 Tennessee (W, 8-6)	-	-	1.1	2	1	1	1	1	0	2.41	41
5/6	#3 ARKANSAS (L, 8-11)	-	-	1.2	1	0	0	1	0	0	2.21	21
5/8	#3 ARKANSAS (L, 4-7)	-	-	0.2	1	1	1	2	0	0	2.57	22
5/14	ALABAMA (W, 6-4)	S	-	2.0	1	0	0	2	2	0	2.35	21
5/17	at Samford (W, 8-4)	-	-	1.0	1	0	0	1	2	0	2.25	21
5/20	at Kentucky (W, 6-3)	-	-	1.0	1	1	1	0	1	1	2.52	14
5/21	at Kentucky (L, 3-6)	-	-	2.0	2	1	1	0	2	0	2.67	28
5/25	vs. Kentucky (L, 1-3)	-	-	1.0	0	0	0	0	3	0	2.57	20
6/12	at #3 Oregon State (L, 3-4)	-	-	0.2	1	1	1	1	0	0	2.83	11
6/21	vs. Arkansas (L, 1-11)	-	-	0.2	2	2	2	1	1	0	3.38	21

2023 - SOPHOMORE YEAR

Date	Opp (Res.)	DEC	QS	IP	H	R	ER	BB	SO	HR	ERA	NP
2/17	*INDIANA (W, 8-4)	-	-	2.0	3	2	2	2	4	1	9.00	48
2/24	*USC (W, 5-3)	-	-	3.2	5	1	1	2	2	0	4.76	72
3/3	LIPSCOMB (W, 7-3)	S	-	3.0	1	1	1	2	5	1	4.15	55
3/7	UAB (W, 4-1)	S	-	3.1	3	1	1	1	3	0	3.75	46
3/11	SOUTHEASTERN (L, 3-8)	-	-	1.0	4	2	2	0	2	0	4.85	23
3/14	GEORGIA TECH (W, 12-11 [12])	-	-	0.2	4	3	3	0	0	0	6.59	20
3/19	at #3 Arkansas (L, 0-5)	-	-	0.1	4	2	2	0	1	0	7.71	19
3/24	GEORGIA (W, 6-3)	-	-	2.2	1	1	0	1	3	0	6.48	50
4/2	at #2 Florida (L, 8-17)	-	-	0.0	1	1	1	3	0	0	7.02	25
4/4	at UAB (L, 5-6)	-	-	1.0	1	0	0	0	1	0	6.62	13

JOHN ARMSTRONG'S AUBURN APPEARANCES

2022 - FRESHMAN YEAR

Date	Opp (Res.)	DEC	QS	IP	H	R	ER	BB	SO	HR	ERA	NP
2/18	vs. Oklahoma (L, 0-3)	-	-	1.0	0	0	0	0	1	0	0.00	8
2/19	vs. #12 Texas Tech (W, 2-1)	-	-	0.2	0	0	0	1	0	0	0.00	13
2/25	YALE (W, 9-0)	-	-	0.2	0	0	0	0	2	0	0.00	9
2/26	YALE-G2 (L, 4-5 [10])	-	-	0.2	1	0	0	0	1	0	0.00	12
3/1	ALABAMA STATE (W, 13-7)	-	-	0.2	1	0	0	2	0	0	0.00	16
3/9	vs. Tennessee Tech (W, 4-3)	-	-	0.1	1	0	0	0	1	0	0.00	5
3/11	MIDDLE TENNESSEE (L, 8-10)	-	-	0.1	0	3	0	2	1	0	0.00	18
3/17	#1 OLE MISS (L, 6-13)	-	-	0.0	2	3	2	2	0	0	4.15	19
3/22	vs. South Alabama (W, 13-12)	-	-	0.1	0	0	0	0	0	0	3.86	4
3/29	JAX STATE (L, 2-5)	-	-	1.1	1	0	0	1	0	0	3.00	26
5/8	#3 ARKANSAS (L, 4-7)	-	-	2.2	0	0	0	1	4	0	2.08	40
5/13	ALABAMA (W, 3-2)	W	-	2.2	1	0	0	0	3	0	1.59	29
5/17	at Samford (W, 8-4)	-	-	2.1	1	0	0	0	3	0	1.32	29
5/20	at Kentucky (L, 1-5)	-	-	0.2	1	0	0	0	2	0	1.26	10
5/21	at Kentucky (L, 3-6)	-	-	0.0	3	2	2	1	0	0	2.51	11
6/4	FLORIDA STATE (W, 21-7)	-	-	2.0	3	1	1	1	0	0	2.76	24
6/11	at #3 Oregon State (W, 7-5)	-	-	1.0	0	0	0	1	0	0	2.60	15
6/12	at #3 Oregon State (L, 3-4)	-	-	0.2	2	0	0	0	0	0	2.50	9
6/21	vs. Arkansas (L, 1-11)	-	-	1.0	4	4	4	1	1	1	4.26	24

2023 - SOPHOMORE YEAR

Date	Opp (Res.)	DEC	QS	IP	H	R	ER	BB	SO	HR	ERA	NP
2/17	INDIANA (W, 8-4)	-	-	3.1	0	0	0	1	3	0	0.00	48
2/21	vs. North Alabama (W, 13-1)	-	-	1.1	1	0	0	0	2	0	0.00	18
2/24	USC (W, 5-3)	W	-	0.1	0	0	0	0	0	0	0.00	2
2/25	USC (W, 12-6)	W	-	1.2	1	3	3	3	1	0	4.05	34
3/3	LIPSCOMB (W, 7-3)	W	-	2.1	2	1	1	0	4	1	4.00	44
3/5	LIPSCOMB (W, 4-3)	W	-	3.0	0	0	0	0	2	0	3.00	43
3/10	SOUTHEASTERN (W, 7-1)	S	-	3.1	0	0	0	1	1	0	2.35	46
3/14	GEORGIA TECH (W, 12-11 [12])	-	-	1.0	3	1	1	0	2	0	2.76	18
3/17	at #3 Arkansas (L, 2-7)	-	-	2.0	5	3	2	1	2	0	3.44	51
3/21	vs. South Alabama (W, 6-5)	-	-	2.0	2	3	3	1	2	4	4.43	33
3/24	GEORGIA (W, 6-3)	W	-	2.2	5	0	0	1	0	0	3.91	39
4/1	*at #2 Florida (L, 5-12)	L	-	2.1	7	7	4	0	1	1	4.97	50
4/4	at UAB (L, 5-6)	-	-	0.0	1	0	0	0	0	0	4.97	2

TANNER BAUMAN'S AUBURN APPEARANCES

2023 - JUNIOR YEAR

Date	Opp (Res.)	DEC	QS	IP	H	R	ER	BB	SO	HR	ERA	NP
2/17	INDIANA (W, 8-4)	W	-	2.2	1	2	1	1	3	0	3.38	52
2/24	USC (W, 5-3)	-	-	3.2	1	2	2	3	3	0	4.26	52
3/3	*LIPSCOMB (W, 7-3)	-	-	3.2	4	1	1	1	5	1	3.60	73
3/10	*SOUTHEASTERN (W, 7-1)	-	-	4.0	7	1	1	1	3	0	3.21	75
3/14	GEORGIA TECH (W, 12-11 [12])	-	-	2.0	3	0	0	0	2	0	2.81	33
3/18	at #3 Arkansas (L, 3-9)	-	-	2.0	4	3	3	2	1	0	4.00	47
3/24	*GEORGIA (W, 6-3)	-	-	2.2	4	2	2	2	2	1	4.35	56
3/31	at #2 Florida (W, 10-1)	W	-	4.0	1	0	0	2	4	0	3.65	68

WILL CANNON'S AUBURN APPEARANCES

2023 - SOPHOMORE YEAR

Date	Opp (Res.)	DEC	QS	IP	H	R	ER	BB	SO	HR	ERA	NP
2/17	INDIANA (W, 8-4)	-	-	1.0	1	0	0	0	2	0	0.00	23

2/24	USC (W, 5-3)	S	-	1.1	2	0	0	1	1	0	0.00	26
2/25	USC (W, 12-6)	S	-	1.2	2	0	0	1	1	0	0.00	24
3/4	LIPSCOMB (W, 12-11)	W	-	2.0	2	1	1	2	2	0	1.50	36
3/8	at Jacksonville State (W, 6-3)	S	-	2.2	3	2	2	1	4	0	3.12	45
3/11	SOUTHEASTERN (L, 3-8)	-	-	1.0	4	3	1	1	1	1	3.72	30
3/14	GEORGIA TECH (W, 12-11 [12])	-	-	2.1	1	0	0	0	3	0	3.00	41
3/19	at #3 Arkansas (L, 0-5)	-	-	4.2	2	0	0	2	4	0	2.16	58
3/23	GEORGIA (W, 7-6 [11])	W	-	3.0	1	1	1	2	3	0	2.29	50
3/31	*at #2 Florida (W, 10-1)	-	-	4.0	5	1	1	3	2	0	2.28	77

PARKER CARLSON'S AUBURN APPEARANCES

2022 - FRESHMAN YEAR

Date	Opp (Res.)	DEC	QS	IP	H	R	ER	BB	SO	HR	ERA	NP
2/23	TROY (W, 13-1)	-	-	1.0	0	0	0	0	1	0	0.00	8
2/26	YALE-G2 (L, 4-5 [10])	-	-	1.0	2	1	1	0	1	1	4.50	17
3/6	RHODE ISLAND (W, 14-1)	W	-	3.0	2	1	1	1	4	1	3.60	40
3/13	MIDDLE TENNESSEE-G1 (W, 10-7)	-	-	0.2	3	3	3	0	2	1	7.94	24
3/29	JAX STATE (L, 2-5)	L	-	1.2	1	2	2	2	2	0	8.59	34

2023 - SOPHOMORE YEAR

Date	Opp (Res.)	DEC	QS	IP	H	R	ER	BB	SO	HR	ERA	NP
2/19	INDIANA (L, 2-11)	-	-	0.2	3	1	1	0	1	0	13.50	18
2/26	USC (T, 12-12)	-	-	0.1	0	0	0	0	1	0	9.00	6
3/1	FLORIDA A&M (W, 18-8)	-	-	1.0	2	3	1	2	3	0	9.00	27
3/5	LIPSCOMB (W, 4-3)	-	-	1.0	0	0	0	1	1	0	7.71	10
3/10	SOUTHEASTERN (W, 7-1)	W	-	0.1	0	0	0	0	2	0	5.40	15
3/11	SOUTHEASTERN (L, 7-8)	-	-	0.2	1	0	0	1	0	0	4.50	18
3/17	at #3 Arkansas (L, 2-7)	-	-	0.1	0	0	0	1	0	0	4.15	7
3/25	GEORGIA (L, 7-24 [8])	-	-	1.2	3	1	1	1	3	0	4.50	40
4/1	at #2 Florida (L, 5-12)	-	-	1.0	2	1	1	1	1	0	5.14	26
4/4	at UAB (L, 5-6)	-	-	1.1	1	0	0	0	2	0	4.32	27

KONNER COPELAND'S AUBURN APPEARANCES

2022 - JUNIOR YEAR

Date	Opp (Res.)	DEC	QS	IP	H	R	ER	BB	SO	HR	ERA	NP
3/1	*ALABAMA STATE (W, 13-7)	-	-	2.1	5	1	0	2	1	0	0.00	52
4/1	at #12 LSU (L, 2-9)	-	-	0.1	0	0	0	0	0	0	0.00	1
4/15	at Mississippi State (L, 5-9)	-	-	0.1	0	0	0	0	1	0	0.00	3
4/												

SUPERLATIVES AND MISCELLANEOUS NOTES

STARTS BY POSITION

STARTING PITCHER

Tommy Vail	6	4-2
Konner Copeland	4	2-2
Zach Crotchfelt	4	1-3
Tanner Bauman	3	3-0
Christian Herberholz	3	2-1
Drew Nelson	3	2-1
Chase Allsup	2	2-0
John Armstrong	1	0-1
Will Cannon	1	1-0
Jospeh Gonzalez	1	1-0
Chase Isbell	1	0-0-1

CATCHER

Nate LaRue	20	11-8-1
Ryan Dyal	5	3-2
Carter Wright	4	4-0

FIRST BASE

Ike Irish	12	6-6
Cooper McMurray	12	7-4-1
Cam Hill	3	3-0
Brody Wortham	2	1-1

SECOND BASE

Caden Green	18	11-6-1
Brody Moss	7	5-2
Bryson Ware	4	2-2

THIRD BASE

Bryson Ware	25	16-8-1
Gavin Miller	4	2-2

SHORTSTOP

Cole Foster	26	17-8-1
Caden Green	3	1-2

LEFT FIELD

Chris Stanfield	15	9-6
Bobby Peirce	12	7-4-1
Mike Bello	1	1-0
Josh Hall	1	1-0

CENTER FIELD

Kason Howell	28	17-10-1
Chris Stanfield	1	1-0

RIGHT FIELD

Justin Kirby	27	17-9-1
Josh Hall	2	1-1

DESIGNATED HITTER

Ike Irish	17	12-4-1
Bobby Peirce	4	3-1
Mike Bello	3	0-3
Ryan Dyal	2	2-0
Justin Kirby	2	1-1
Cam Hill	1	0-1

2023 AUBURN & OPPONENT HIGHS

TEAM BATTING

	AUBURN	OPPONENT
Runs in a game	18, vs. FAMU [7] (3/1)	24, Georgia (3/25)
Runs in an inning	11 [1st], vs. FAMU [7] (3/1)	16 [8th], Georgia (3/25)
Most Hits in a game	20, vs. Georgia Tech (3/14)	22, Georgia Tech (3/14)
Fewest Hits in a game	3, at Arkansas (3/19)	3, two times
Hits in an inning	7 [1st], vs. FAMU [7] (3/1)	8 [8th], Georgia (3/25)
2B in a game	8, vs. Lipscomb (3/4)	8, Georgia Tech (3/14)
3B in a game	1, six times	1, two times
HR in a game	3, four times	4, Lipscomb (3/4)
SB in a game	2, five times	3, Southeastern (3/11)
LOB in a game	15, vs. Georgia Tech (3/14)	14, Georgia (3/24)
K in a game	14, three times	14, two times
BB in a game	14, vs. FAMU [7] (3/1)	14, Florida (4/2)

TEAM PITCHING

	AUBURN	OPPONENT
K in a game	14, two times	14, three times
BB in a game	14, at Florida (4/2)	14, FAMU (3/1)
Pitchers used	8, vs. Georgia Tech (3/14)	8, UAB (3/7)
Total Quality Starts	1	6

TEAM FIELDING

	AUBURN	OPPONENT
Errors in a game	4, vs. USA (3/21)	3, USC (2/26)
DP turned in a game	2, four times	3, Southeastern (3/11)

IND. BATTING

	AUBURN	OPPONENT
Hits in a game	4, five times	5, two times
Runs in a game	3, 14 times	5, Langford [UF] (4/2)
2B in a game	3, Howell vs. Lipscomb (3/3)	2, nine times
3B in a game	1, six times	1, two times
HR in a game	2, two times	2, three times
RBI in a game	7, Kirby vs. USC (2/26)	8, Hayman [UF] (4/2)
XBH in a game	3, two times	3, two times
SB in a game	2, Kirby at Arkansas (3/17)	2, Cook [SLU] (3/11)
BB in a game	3, six times	3, six times
HBP in a game	2, two times	2, three times
K in a game	4, Kirby vs. Lipscomb (3/4)	3, nine times
Hitting Streak	14, Ware (2/17-3/10)	3, 18 times
Consec. G w/HR	4, Ware (3/3-7)	2, three times

IND. PITCHING

	AUBURN	OPPONENT
K by a starter	8, Vail vs. UAB (3/7)	6, four times
K by a reliever	7, Isbell vs. Lipscomb (3/4)	7, Van Treek [LIP] (3/4)
BB by a starter	5, Vail at Florida (4/2)	6, Waldrep [UF] (4/1)
BB by a reliever	3, four times	5, Langley [FAMU] (3/1)
IP by a starter	7.0, Nelson vs. UNA (3/28)	7.0, Tucker [LIP] (3/5)
IP by a reliever	4.2, Cannon at Arkansas (3/19)	4.0, Van Treek [LIP] (3/4)

MISCELLANEOUS

	AUBURN
Biggest comeback win	7, vs. Georgia Tech (3/14)
Biggest blown lead loss	5, at Florida (4/2)
Largest margin of victory	13, vs. UNA [7] (3/28)
Largest margin of defeat	17, vs. Georgia (3/25)
Longest game, Time	4:33, vs. Georgia Tech (3/14)
Longest game, Time (9 inn)	3:48, vs. USC (2/26)
Shortest game, Time (9 inn)	2:13, vs. UAB (3/7)
Longest game, Innings	12, vs. Georgia Tech (3/14)
Largest crowd, Home	4,096, six times
Largest crowd, Road	9,359, at Arkansas (3/18)
Largest crowd, Neutral	5,448, vs. UNA [7] (2/21)

STARTS BY ORDER

LEADOFF

Kason Howell	15	9-6
Bobby Peirce	7	5-1-1
Cole Foster	5	2-3
Mike Bello	1	1-0
Josh Hall	1	1-0

2ND SPOT

Cole Foster	19	13-5-1
Bobby Peirce	5	2-3
Brody Moss	2	2-0
Chris Stanfield	2	1-1
Mike Bello	1	0-1

3RD SPOT

Ike Irish	14	5-9
Justin Kirby	11	10-0-1
Bryson Ware	4	3-1

CLEANUP

Ike Irish	16	13-1-1
Bryson Ware	11	3-8
Justin Kirby	3	2-1

5TH SPOT

Justin Kirby	14	6-8
Bryson Ware	11	10-0-1
Nate LaRue	2	2-0
Cooper McMurray	2	0-2

6TH SPOT

Chris Stanfield	7	4-3
Ryan Dyal	6	4-2
Cooper McMurray	5	3-2
Kason Howell	4	2-1-1
Bobby Peirce	4	3-1
Cole Foster	1	1-0
Justin Kirby	1	0-1
Gavin Miller	1	1-0

7TH SPOT

Kason Howell	7	4-3
Chris Stanfield	7	5-2
Cooper McMurray	3	2-0-1
Gavin Miller	3	1-2
Caden Green	2	1-1
Cam Hill	2	2-0
Bryson Ware	2	1-1
Ryan Dyal	1	1-0
Cole Foster	1	1-0
Brody Moss	1	0-1

8TH SPOT

Nate LaRue	16	8-7-1
Carter Wright	3	3-0
Josh Hall	2	1-1
Cam Hill	2	1-1
Cooper McMurray	2	2-0
Brody Wortham	2	2-0
Mike Bello	1	0-1
Bryson Ware	1	1-0

9TH SPOT

Caden Green	19	11-7-1
Brody Moss	4	3-1
Kason Howell	2	2-0
Nate LaRue	2	1-1
Mike Bello	1	0-1
Carter Wright	1	1-0

PITCHING NOTES

2023 BULLPEN BY NUMBERS

Total App.....	99
Saves/Opp.....	8/8
IR/IRS.....	104/47
BA Against.....	.294
ERA.....	6.57

SAVES/OPP

Will Cannon.....	3/3
Chase Allsup.....	2/2
Chase Isbell.....	2/2
John Armstrong.....	1/1

INHERITED RUNNERS/SCORED

Chase Allsup.....	7/3
John Armstrong.....	20/4
Tanner Bauman.....	2/1
Will Cannon.....	13/6
Parker Carlson.....	16/9
Konner Copeland.....	3/3
Zach Crotchfelt.....	4/0
Christian Herberholz.....	9/4
Trevor Horne.....	5/3
Chase Isbell.....	16/5
Cameron Keshock.....	2/2
Hayden Murphy.....	6/6
Drew Nelson.....	1/1

1ST BATTER FACED/RETIRED

Chase Allsup.....	8/4
John Armstrong.....	12/8
Tanner Bauman.....	5/4
Will Cannon.....	9/5
Parker Carlson.....	10/5
Konner Copeland.....	5/2
Zach Crotchfelt.....	3/3
Christian Herberholz.....	7/5
Trevor Horne.....	7/5
Chase Isbell.....	13/8
Cameron Keshock.....	3/0
Hayden Murphy.....	6/5
Drew Nelson.....	4/2
Ryan Olson.....	3/1
Tommy Sheehan.....	2/1
Tommy Vail.....	2/1

RELIEF ERA

Tommy Sheehan.....	0.00
Tommy Vail.....	0.00
Will Cannon.....	2.29
Tanner Bauman.....	3.77
John Armstrong.....	3.91
Parker Carlson.....	4.32
Christian Herberholz.....	4.85
Chase Isbell.....	5.40
Trevor Horne.....	5.40
Chase Allsup.....	7.50
Zach Crotchfelt.....	9.00
Hayden Murphy.....	9.82
Drew Nelson.....	10.29
Ryan Olson.....	21.60
Konner Copeland.....	22.24
Cameron Keshock.....	99.00

2023 Auburn Baseball
Team Game-by-Game for Auburn (as of Apr 04, 2023)
Pitching (All games)

Date	Opponent	ip	h	r	er	bb	so	2b	3b	hr	wp	bk	hbp	dp	ibb	score	w-l	sv	era
Feb 17	INDIANA	9.0	5	4	3	4	12	0	0	1	0	0	3	0	0	8-4	1-0	0	3.00
Feb 18	INDIANA	9.0	4	1	1	3	5	1	0	0	0	0	1	2	0	6-1	2-0	0	2.00
Feb 19	INDIANA	9.0	14	11	11	7	7	4	0	1	1	0	1	0	0	2-11	2-1	0	5.00
Feb 21	vs North Alabama	7.0	5	1	1	0	12	3	0	0	0	0	0	0	0	13-1	3-1	0	4.24
Feb 24	USC	9.0	8	3	3	6	6	2	1	0	0	0	1	1	0	5-3	4-1	1	3.98
Feb 25	USC	9.0	9	6	5	7	8	2	0	1	0	0	0	1	0	12-6	5-1	2	4.15
Feb 26	USC	9.0	15	12	12	4	6	5	0	2	2	0	1	0	0	12-12	5-1	2	5.31
Mar 01	FLORIDA A&M	7.0	7	8	6	5	14	0	0	1	0	0	1	0	0	18-8	6-1	2	5.56
Mar 03	LIPSCOMB	9.0	7	3	3	3	14	2	0	3	0	0	1	1	0	7-3	7-1	3	5.26
Mar 04	LIPSCOMB	9.0	16	11	11	3	11	1	0	4	0	0	0	0	0	12-11	8-1	3	5.86
Mar 05	LIPSCOMB	9.0	6	3	3	4	7	0	0	1	3	0	1	0	0	4-3	9-1	3	5.59
Mar 07	UAB	9.0	3	1	1	3	11	0	0	0	1	0	0	0	0	4-1	10-1	4	5.19
Mar 08	at Jacksonville Stat	9.0	7	3	2	4	13	3	0	0	2	0	0	0	0	6-3	11-1	5	4.94
Mar 10	SOUTHEASTERN	9.0	7	1	1	3	7	1	0	0	1	0	4	0	0	7-1	12-1	6	4.65
Mar 11	SOUTHEASTERN	9.0	14	8	6	4	9	1	0	1	1	0	0	1	0	3-8	12-2	6	4.74
Mar 11	SOUTHEASTERN	9.0	13	8	7	3	9	4	0	0	2	0	2	0	0	7-8	12-3	6	4.89
Mar 14	GEORGIA TECH	12.0	22	11	11	1	12	8	0	0	0	0	1	2	0	12-11	13-3	6	5.15
*Mar 17	at Arkansas	8.0	8	7	6	7	11	1	0	1	0	0	1	0	0	2-7	13-4	6	5.23
*Mar 18	at Arkansas	8.0	9	9	6	3	9	3	0	1	0	0	1	0	0	3-9	13-5	6	5.30
*Mar 19	at Arkansas	8.0	9	5	5	3	8	2	0	1	0	0	3	2	0	0-5	13-6	6	5.32
Mar 21	vs South Alabama	9.0	6	5	5	3	4	0	0	3	2	0	1	0	0	6-5	14-6	7	5.30
*Mar 23	GEORGIA	11.0	10	6	6	4	10	3	0	0	1	0	0	0	0	7-6	15-6	7	5.28
*Mar 24	GEORGIA	9.0	10	3	2	5	7	2	0	1	2	0	2	1	0	6-3	16-6	8	5.14
*Mar 25	GEORGIA	8.0	20	24	22	9	10	3	0	3	2	0	2	0	0	7-24	16-7	8	5.87
Mar 28	NORTH ALABAMA	7.0	3	1	1	1	7	1	0	0	0	0	0	0	0	14-1	17-7	8	5.73
*Mar 31	at Florida	9.0	6	1	1	6	7	2	0	0	0	0	3	2	0	10-1	18-7	8	5.54
*Apr 1	at Florida	8.0	19	12	9	4	7	2	1	1	1	0	1	0	0	5-12	18-8	8	5.70
*Apr 02	at Florida	8.0	12	17	16	13	12	4	0	2	0	0	3	0	1	8-17	18-9	8	6.10
Apr 04	at UAB	8.1	11	6	6	5	9	1	0	0	2	0	1	0	1	5-6	18-10	8	6.11
Totals		253.1	285	191	172	127	264	61	2	28	23	0	35	13	2	211-191	18-10	8	6.11

AUBURN STARTING PITCHER BREAKDOWN

Starter	GS	Quality Starts	Run Support	RS/Start	Auburn Record
Vail	6	--	28	4.7	4-2
Copeland	4	--	9	2.3	2-2
Crotchfelt	4	--	5	1.2	1-3
Bauman	3	--	4	1.3	3-0
Herberholz	3	--	12	4.0	2-1
Nelson	3	1	19	6.3	2-1
Allsup	2	--	1	0.5	2-0
Armstrong	1	--	3	3.0	0-1
Cannon	1	--	8	8.0	1-0
Gonzalez	1	--	4	4.0	1-0
Isbell	1	--	0	0.0	0-0-1

Auburn Overall Rankings

Category	Rank	No.
ERA	12th	6.11
Opp BA	14th	.281
Hits Allowed	14th	285
Walks	10th	127
Strikeouts	13th	264

Auburn SEC-Only Rankings

Category	Rank	No.
ERA	12th	8.53
Opp BA	12th	.320
Hits Allowed	13th	103
Walks	12th	54
Strikeouts	T-6th	81

AUBURN PITCHING BREAKDOWN

	W-L	ERA	IP	H	R	ER	BB	K	HR	AVG	W-L	ERA	IP	H	R	ER	BB	K	HR	AVG	
STARTERS	6-7	5.40	100.0	102	69	60	48	101	16	.260	HOME	14-4	6.05	171.0	193	125	115	79	172	19	.282
RELIEVERS	12-3	6.57	153.1	183	122	112	79	163	12	.294	ROAD	2-6	6.92	66.1	81	60	51	45	76	6	.300
TOTALS	18-10	6.11	253.1	285	191	172	127	264	28	.281	NEUT.	2-0	3.38	16.0	11	6	6	3	16	3	.183

HITTING NOTES

2023 MULTI-HIT GAMES

	2	3	4	5+	Total
Ike Irish	12	3	2	-	17
Bryson Ware	8	4	-	-	12
Cole Foster	5	3	2	-	10
Justin Kirby	7	-	1	-	8
Kason Howell	5	2	-	-	7
Bobby Peirce	4	2	-	-	6
Chris Stanfield	5	-	-	-	5
Caden Green	4	-	-	-	4
Mike Bello	1	-	-	-	1
Josh Hall	-	1	-	-	1
Cooper McMurray	-	1	-	-	1
Gavin Miller	1	-	-	-	1
Brody Moss	1	-	-	-	1
Carter Wright	1	-	-	-	1

CAREER AUBURN MULTI-HIT GAMES

	2	3	4	5+	Total
Kason Howell	42	18	1	-	61
Bryson Ware	19	8	-	-	27
Cole Foster	12	5	3	-	20
Cam Hill	13	4	-	-	17
Ike Irish	12	3	2	-	17
Bobby Peirce	11	5	-	-	16
Nate LaRue	8	1	-	-	9
Justin Kirby	7	-	1	-	8
Ryan Dyal	7	-	-	-	7
Josh Hall	5	2	-	-	7
Mike Bello	4	2	-	-	6
Chris Stanfield	5	-	-	-	5
Caden Green	4	-	-	-	4
Cooper McMurray	-	1	-	-	1
Gavin Miller	1	-	-	-	1
Brody Moss	1	-	-	-	1
Carter Wright	1	-	-	-	1

2023 MULTI-RBI GAMES

	2	3	4	5+	Total
Bryson Ware	5	7	-	-	12
Ike Irish	4	2	1	1	8
Justin Kirby	2	3	-	1	6
Cole Foster	3	1	1	-	5
Kason Howell	3	-	1	-	4
Cooper McMurray	2	2	-	-	4
Chris Stanfield	4	-	-	-	4
Bobby Peirce	2	2	-	-	4
Josh Hall	2	-	-	-	2
Caden Green	1	-	-	-	1
Cam Hill	1	-	-	-	1
Gavin Miller	1	-	-	-	1
Brody Moss	1	-	-	-	1
Carter Wright	1	-	-	-	1

CAREER AUBURN MULTI-RBI GAMES

	2	3	4	5+	Total
Kason Howell	14	7	1	1	23
Bryson Ware	12	7	2	2	23
Cole Foster	8	3	2	1	14
Cam Hill	7	3	1	-	11
Nate LaRue	9	1	-	1	11
Bobby Peirce	8	4	-	-	12
Ryan Dyal	5	3	1	-	9
Ike Irish	4	2	1	1	8
Justin Kirby	2	3	-	1	6
Josh Hall	4	1	-	-	5
Cooper McMurray	2	2	-	-	4
Chris Stanfield	4	-	-	-	4
Mike Bello	3	-	-	-	3
Caden Green	1	-	-	-	1
Gavin Miller	1	-	-	-	1
Brody Moss	1	-	-	-	1
Carter Wright	1	-	-	-	1

CAREER AUBURN STARTS

	Career	Consec.
Kason Howell	217	16
Bryson Ware	89	29
Cole Foster	82	12
Nate LaRue	76	4
Cam Hill	60	-
Ryan Dyal	56	-
Bobby Peirce	56	8
Mike Bello	31	-
Ike Irish	29	29
Justin Kirby	29	29
Caden Green	21	8
Josh Hall	19	-
Chris Stanfield	16	-
Cooper McMurray	12	5
Brody Moss	7	-
Gavin Miller	4	-
Carter Wright	4	-
Brody Wortham	2	-

TEAM NOTES

Auburn Overall SEC Rankings			Auburn SEC-Only Rankings		
Category	Rank	No.	Category	Rank	No.
Avg.	10th	.294	Avg.	12th	.240
Hits	8th	291	Hits	11th	73
2B	2nd	65	2B	T-7th	15
HR	11th	39	HR	T-4th	14
BB	7th	155	BB	6th	41

2023 AUBURN HOME RUNS

No.	Player (#)	Opponent (Date)	On	Outs	Inn.	Pitcher
1	Justin Kirby (1)	Indiana (2/17)	1	0	4	Levy (R)
2	Justin Kirby (2)	Indiana (2/19)	0	0	8	Kraft (L)
3	Bobby Peirce (1)	North Alabama (2/21)	0	1	5	Malecha (R)
4	Bryson Ware (1)	North Alabama (2/21)	1	0	6	Malecha (R)
5	Justin Kirby (3)	USC (2/24)	0	2	7	Blum (R)
6	Bryson Ware (2)	USC (2/25)	1	2	8	Wisich (R)
7	Cooper McMurray (1)	USC (2/25)	1	2	8	Wisich (R)
8	Bryson Ware (3)	USC (2/26)	0	2	1	Hammond (R)
9	Justin Kirby (4)	USC (2/26)	2	2	2	Hammond (R)
10	Justin Kirby (5)	USC (2/26)	3	0	5	Sodersten (R)
11	Justin Kirby (6)	Florida A&M (3/1)	2	0	1	Tease (R)
12	Cooper McMurray (2)	Florida A&M (3/1)	2	0	1	Tease (R)
13	Cole Foster (1)	Florida A&M (3/1)	2	0	1	Langely (R)
14	Bryson Ware (4)	Lipscomb (3/3)	0	0	4	Dunkleberger (L)
15	Bryson Ware (5)	Lipscomb (3/4)	1	0	8	Kantola (R)
16	Bryson Ware (6)	Lipscomb (3/5)	2	2	8	Thompson (L)
17	Bryson Ware (7)	UAB (3/7)	1	1	4	Haines (R)
18	Cole Foster (2)	Southeastern (3/10)	2	2	6	Robb (R)
19	Chris Stanfield (1)	Southeastern (3/11)	1	1	2	Kinzeler (R)
20	Kason Howell (1)	Southeastern (3/11)	0	0	6	Landry (R)
21	Justin Kirby (7)	Georgia Tech (3/14)	1	0	5	Finateri (R)
22	Kason Howell (2)	at Arkansas (3/17)	0	2	3	Hollan (L)
23	Bryson Ware (8)	at Arkansas (3/18)	0	0	4	McEntire (R)
24	Bryson Ware (9)	at Arkansas (3/19)	0	0	6	McEntire (R)
25	Kason Howell (3)	vs. South Alabama (3/21)	2	1	3	Knowlton (R)
26	Caden Green (1)	Georgia (3/23)	0	1	5	Rhadans (R)
27	Bryson Ware (10)	Georgia (3/23)	0	0	6	Rhadans (R)
28	Ike Irish (1)	Georgia (3/24)	0	0	5	Woods (L)
29	Justin Kirby (8)	Georgia (3/24)	2	2	6	Woods (L)
30	Bryson Ware (11)	Georgia (3/25)	2	0	6	Rhadans (R)
31	Cole Foster (3)	North Alabama (3/28)	0	0	1	Brown (R)
32	Bryson Ware (12)	North Alabama (3/28)	0	2	3	Howard (R)
33	Ike Irish (2)	North Alabama (3/28)	2	1	5	Agosto (R)
34	Ike Irish (3)	at Florida (3/31)	1	1	1	Sproat (R)
35	Bryson Ware (13)	at Florida (3/31)	0	0	9	Jameson (R)
36	Bobby Peirce (2)	at Florida (4/1)	1	0	3	Waldrep (R)
37	Cooper McMurray (3)	at Florida (4/2)	0	0	2	Caglianone (L)
38	Caden Green (2)	at Florida (4/2)	1	0	4	Caglianone (L)
39	Bryson Ware (14)	at Florida (4/2)	2	2	5	Fisher (L)

AUBURN CAREER HOME RUN BREAKDOWN

	1R	2R	3R	GS	Career	Home	Road	Last
Bello	1	--	--	--	1	--	1	3/26/22
Dyal	3	3	--	1	7	6	1	3/17/22
Foster	5	2	4	1	12	9	3	3/28/23
Green	1	1	--	--	2	1	1	4/2/23
Hill	2	3	--	1	6	6	--	6/4/22
Howell	6	3	3	--	12	4	8	3/21/23
Irish	1	1	1	--	3	2	1	3/31/23
Kirby	2	2	3	1	8	8	--	3/24/23
LaRue	5	3	--	--	8	6	2	6/3/22
McMurray	1	1	1	--	3	2	1	4/2/23
Peirce	8	2	1	--	11	5	6	2/21/23
Stanfield	--	1	--	--	1	1	--	3/11/23
Ware	9	8	3	1	21	14	7	4/2/23

AUBURN HITTING STREAKS

	Current	'23	Career
Mike Bello	-	1	6
Ryan Dyal	-	3	4
Cole Foster	3	11	11
Caden Green	2	2	2
Josh Hall	-	1	4
Cam Hill	-	2	8
Kason Howell	-	6	9
Ike Irish	-	10	10
Justin Kirby	2	5	5
Nate LaRue	5	4	4
C. McMurray	-	6	6
Gavin Miller	-	2	2
Brody Moss	-	1	2
Bobby Peirce	5	5	11
Chris Stanfield	-	5	5
Bryson Ware	13	14	15
Brody Wortham	-	1	1
Carter Wright	1	1	1

AUBURN REACHED BASE STREAKS

	Current	'23	Career
Mike Bello	-	2	8
Ryan Dyal	-	3	15
Cole Foster	8	15	15
Caden Green	2	9	9
Josh Hall	-	1	5
Cam Hill	-	2	8
Kason Howell	9	9	23
Ike Irish	-	11	11
Justin Kirby	17	17	17
Nate LaRue	6	6	7
C. McMurray	12	12	12
Gavin Miller	-	4	4
Brody Moss	-	3	3
Bobby Peirce	5	5	20
Chris Stanfield	-	7	7
Bryson Ware	30	29	30
Brody Wortham	-	2	2
Carter Wright	4	4	4

BUNT HITS

Player	No.
Jason Hall	2
Kason Howell	2
Bryson Ware	2
Ike Irish	1
TOTAL	7

SAC BUNTS

Player	No.
Caden Green	3
Bryson Ware	3
Cole Foster	1
TOTAL	7

SAC FLIES

Player	No.
Bryson Ware	3
Ike Irish	2
Bobby Peirce	2
Mike Bello	1
Cole Foster	1
Caden Green	1
Kason Howell	1
Nate LaRue	1
Brody Moss	1
TOTAL	13

OUTFIELD ASSISTS

Player	No.
Josh Hall	1
Kason Howell	1
Justin Kirby	1
Bobby Peirce	1
Chris Stanfield	1
TOTAL	5

PINCH HITS

Player	No.
Cooper McMurray	2
Gavin Miller	2
Chris Stanfield	2
Mike Bello	1
Cam Hill	1
Brody Wortham	1
TOTAL	9

AUBURN 2023 GAME-BY-GAME STARTING LINEUPS

DATE	OPP	1	2	3	4	5	6	7	8	9	SP
2/17	Indiana	Peirce	Foster	Irish	Kirby	LaRue	McMurray	Howell	Ware	Green	Allsup
2/18	Indiana	Peirce	Foster	Irish	Kirby	LaRue	Howell	Ware	Wortham	Green	Gonzalez
2/19	Indiana	Peirce	Foster	Irish	Kirby	McMurray	Howell	Ware	LaRue	Green	Nelson
2/21	vs. North Alabama	Peirce	Moss	Kirby	Irish	Ware	Dyal	Foster	Hill	Howell	Copeland
2/24	USC	Peirce	Moss	Kirby	Irish	Ware	Foster	Hill	LaRue	Howell	Allsup
2/25	USC	Peirce	Foster	Kirby	Irish	Ware	Howell	McMurray	LaRue	Moss	Herberholz
2/26	USC	Peirce	Foster	Kirby	Irish	Ware	Howell	McMurray	LaRue	Green	Isbell
3/1	Florida A&M	Hall	Foster	Kirby	Irish	Ware	Dyal	Howell	McMurray	Moss	Vail
3/3	Lipscomb	Howell	Foster	Kirby	Irish	Ware	Stanfield	McMurray	LaRue	Green	Bauman
3/4	Lipscomb	Howell	Foster	Kirby	Irish	Ware	Dyal	Stanfield	McMurray	Green	Herberholz
3/5	Lipscomb	Howell	Foster	Kirby	Irish	Ware	Stanfield	Hill	LaRue	Green	Crotchfelt
3/7	UAB	Howell	Foster	Kirby	Irish	Ware	Peirce	Stanfield	LaRue	Moss	Vail
3/8	at Jacksonville State	Bello	Foster	Kirby	Irish	Ware	Dyal	Stanfield	Wright	Green	Copeland
3/10	Southeastern	Howell	Foster	Kirby	Irish	Ware	Stanfield	Dyal	LaRue	Green	Bauman
3/11	Southeastern	Howell	Bello	Irish	Ware	Kirby	Stanfield	Moss	LaRue	Green	Crotchfelt
3/11	Southeastern	Howell	Stanfield	Irish	Ware	Kirby	Dyal	Miller	Hill	Green	Herberholz
3/14	Georgia Tech	Howell	Stanfield	Irish	Ware	Kirby	Miller	Green	Hall	LaRue	Vail
3/17	at Arkansas*	Howell	Foster	Irish	Ware	Kirby	Stanfield	Green	Hall	LaRue	Vail
3/18	at Arkansas*	Howell	Foster	Irish	Ware	Kirby	Dyal	Stanfield	Bello	Moss	Crotchfelt
3/19	at Arkansas*	Howell	Foster	Irish	Ware	Kirby	Stanfield	Miller	LaRue	Bello	Copeland
3/21	vs. South Alabama	Howell	Foster	Irish	Ware	Kirby	Stanfield	Miller	Wortham	Wright	Nelson
3/23	Georgia*	Howell	Foster	Ware	Irish	Kirby	Peirce	Stanfield	LaRue	Green	Vail
3/24	Georgia*	Howell	Foster	Ware	Irish	Kirby	Peirce	Stanfield	Wright	Green	Bauman
3/25	Georgia*	Howell	Foster	Ware	Irish	Kirby	Peirce	Stanfield	LaRue	Green	Crotchfelt
3/28	North Alabama	Foster	Peirce	Ware	Irish	Kirby	McMurray	Howell	Wright	Green	Nelson
3/31	at Florida*	Foster	Peirce	Irish	Ware	Kirby	McMurray	Howell	LaRue	Green	Cannon
4/1	at Florida*	Foster	Peirce	Irish	Ware	Kirby	McMurray	Howell	LaRue	Green	Armstrong
4/2	at Florida*	Foster	Peirce	Irish	Ware	Kirby	McMurray	Howell	LaRue	Green	Vail
4/4	at UAB	Foster	Peirce	Irish	Ware	McMurray	Kirby	Howell	LaRue	Green	Copeland
4/6	Texas A&M*										
4/7	Texas A&M*										
4/8	Texas A&M*										
4/11	at Georgia Tech										
4/14	at Alabama*										
4/15	at Alabama*										
4/16	at Alabama*										
4/18	Samford										
4/21	Mississippi State*										
4/22	Mississippi State*										
4/23	Mississippi State*										
4/25	Troy										
4/28	at South Carolina*										
4/29	at South Carolina*										
4/30	at South Carolina*										
5/5	LSU*										
5/6	LSU*										
5/7	LSU*										
5/9	vs. Samford										
5/11	at Ole Miss*										
5/12	at Ole Miss*										
5/13	at Ole Miss*										
5/16	Jacksonville State										
5/18	Missouri*										
5/19	Missouri*										
5/20	Missouri*										

* - SEC Game

AUBURN 2023 GAME-BY-GAME STARTERS

DATE	OPP	SP	C	1B	2B	3B	SS	LF	CF	RF	DH
2/17	Indiana	Allsup	LaRue	McMurray	Green	Ware	Foster	Peirce	Howell	Kirby	Irish
2/18	Indiana	Gonzalez	LaRue	Wortham	Green	Ware	Foster	Peirce	Howell	Kirby	Irish
2/19	Indiana	Nelson	LaRue	McMurray	Green	Ware	Foster	Peirce	Howell	Kirby	Irish
2/21	vs. North Alabama	Copeland	Dyal	Hill	Moss	Ware	Foster	Peirce	Howell	Kirby	Irish
2/24	USC	Allsup	LaRue	Hill	Moss	Ware	Foster	Peirce	Howell	Kirby	Irish
2/25	USC	Herberholz	LaRue	McMurray	Moss	Ware	Foster	Peirce	Howell	Kirby	Irish
2/26	USC	Isbell	LaRue	McMurray	Green	Ware	Foster	Peirce	Howell	Kirby	Irish
3/1	Florida A&M	Vail	Dyal	McMurray	Moss	Ware	Foster	Hall	Howell	Kirby	Irish
3/3	Lipscomb	Bauman	LaRue	McMurray	Green	Ware	Foster	Stanfield	Howell	Kirby	Irish
3/4	Lipscomb	Herberholz	Dyal	McMurray	Green	Ware	Foster	Stanfield	Howell	Kirby	Irish
3/5	Lipscomb	Crotchfelt	LaRue	Hill	Green	Ware	Foster	Stanfield	Howell	Kirby	Irish
3/7	UAB	Vail	LaRue	Irish	Moss	Ware	Foster	Stanfield	Howell	Kirby	Peirce
3/8	at Jacksonville State	Copeland	Wright	Irish	Green	Ware	Foster	Bello	Stanfield	Kirby	Dyal
3/10	Southeastern	Bauman	LaRue	Irish	Green	Ware	Foster	Stanfield	Howell	Kirby	Dyal
3/11	Southeastern	Crotchfelt	LaRue	Irish	Moss	Ware	Green	Stanfield	Howell	Kirby	Bello
3/11	Southeastern	Herberholz	Dyal	Irish	Ware	Miller	Green	Stanfield	Howell	Kirby	Hill
3/14	Georgia Tech	Vail	LaRue	Irish	Ware	Miller	Green	Stanfield	Howell	Hall	Kirby
3/17	at Arkansas*	Vail	LaRue	Irish	Green	Ware	Foster	Stanfield	Howell	Hall	Kirby
3/18	at Arkansas*	Crotchfelt	Dyal	Irish	Moss	Ware	Foster	Stanfield	Howell	Kirby	Bello
3/19	at Arkansas*	Copeland	LaRue	Irish	Ware	Miller	Foster	Stanfield	Howell	Kirby	Bello
3/21	vs. South Alabama	Nelson	Wright	Wortham	Ware	Miller	Foster	Stanfield	Howell	Kirby	Irish
3/23	Georgia*	Vail	LaRue	Irish	Green	Ware	Foster	Stanfield	Howell	Kirby	Peirce
3/24	Georgia*	Bauman	Wright	Irish	Green	Ware	Foster	Stanfield	Howell	Kirby	Peirce
3/25	Georgia*	Crotchfelt	LaRue	Irish	Green	Ware	Foster	Stanfield	Howell	Kirby	Peirce
3/28	North Alabama	Nelson	Wright	McMurray	Green	Ware	Foster	Peirce	Howell	Kirby	Irish
3/31	at Florida*	Cannon	LaRue	McMurray	Green	Ware	Foster	Peirce	Howell	Kirby	Irish
4/1	at Florida*	Armstrong	LaRue	McMurray	Green	Ware	Foster	Peirce	Howell	Kirby	Irish
4/2	at Florida*	Vail	LaRue	McMurray	Green	Ware	Foster	Peirce	Howell	Kirby	Irish
4/4	at UAB	Copeland	LaRue	McMurray	Green	Ware	Foster	Peirce	Howell	Kirby	Irish
4/6	Texas A&M*										
4/7	Texas A&M*										
4/8	Texas A&M*										
4/11	at Georgia Tech										
4/14	at Alabama*										
4/15	at Alabama*										
4/16	at Alabama*										
4/18	Samford										
4/21	Mississippi State*										
4/22	Mississippi State*										
4/23	Mississippi State*										
4/25	Troy										
4/28	at South Carolina*										
4/29	at South Carolina*										
4/30	at South Carolina*										
5/5	LSU*										
5/6	LSU*										
5/7	LSU*										
5/9	vs. Samford										
5/11	at Ole Miss*										
5/12	at Ole Miss*										
5/13	at Ole Miss*										
5/16	Jacksonville State										
5/18	Missouri*										
5/19	Missouri*										
5/20	Missouri*										

* - SEC Game

OVERALL STATS



**2023 Auburn Baseball
Overall Statistics for Auburn (as of Apr 04, 2023)
(All games Sorted by Batting avg)**



Record: 18-10-1 Home: 14-4-1 Away: 2-6 Neutral: 2-0 SEC: 3-6

Player	avg	gp-gs	ab	r	h	2b	3b	hr	rbi	tb	slg%	bb	hp	so	gdp	ob%	sf	sh	sb-att	po	a	e	fld%	
18 Irish, Ike	.395	29-29	119	24	47	16	1	3	31	74	.622	13	2	24	6	.456	2	0	1-1	92	3	2	.979	
8 Ware, Bryson	.391	29-29	110	31	43	8	1	14	38	95	.864	12	6	20	4	.466	3	3	4-4	19	44	4	.940	
7 Foster, Cole	.367	26-26	98	29	36	6	0	3	22	51	.520	19	3	16	0	.479	1	1	1-3	29	68	3	.970	
27 Peirce, Bobby	.323	17-16	62	15	20	3	1	2	13	31	.500	5	1	7	1	.371	2	0	0-0	25	1	2	.929	
3 Stanfield, Chris	.311	22-16	61	7	19	3	2	1	11	29	.475	6	3	12	1	.400	0	0	2-2	31	1	0	1.000	
14 Kirby, Justin	.269	29-29	108	24	29	8	1	8	26	63	.583	25	3	37	0	.419	0	0	6-6	48	1	0	1.000	
1 Green, Caden	.258	24-21	66	16	17	3	0	2	9	26	.394	13	2	12	3	.390	1	3	1-2	29	48	3	.963	
5 Howell, Kason	.252	28-28	111	21	28	12	0	3	13	49	.441	12	4	24	1	.344	1	0	1-1	72	1	0	1.000	
24 LaRue, Nate	.143	22-20	63	7	9	1	0	0	4	10	.159	8	1	27	0	.247	1	0	3-4	175	14	2	.990	

11 Miller, Gavin	.300	12-4	20	3	6	2	0	0	2	8	.400	4	3	6	0	.481	0	0	0-0	4	12	2	.889	
26 McMurray, Cooper	.297	14-12	37	11	11	3	0	3	11	23	.622	15	3	14	0	.527	0	0	0-0	76	2	1	.987	
2 Hall, Josh	.267	17-3	15	4	4	0	0	0	4	4	.267	3	0	6	0	.389	0	0	1-1	5	1	0	1.000	
16 Hill, Cam	.250	7-4	12	1	3	0	0	0	2	3	.250	4	0	3	2	.438	0	0	0-0	19	0	0	1.000	
6 Dyal, Ryan	.240	11-7	25	4	6	0	0	0	3	6	.240	3	2	4	0	.367	0	0	0-0	43	4	1	.979	
31 Bello, Mike	.185	13-4	27	4	5	0	0	0	3	5	.185	2	0	6	0	.233	1	0	0-0	10	0	0	1.000	
9 Moss, Brody	.167	8-7	18	4	3	0	0	0	4	3	.167	5	1	4	0	.360	1	0	0-0	8	10	1	.947	
4 Wright, Carter	.150	12-4	20	2	3	0	0	0	4	3	.150	4	2	4	2	.346	0	0	0-0	39	10	0	1.000	
10 Wortham, Brody	.118	12-2	17	4	2	0	0	0	2	2	.118	2	1	3	0	.250	0	0	0-0	29	2	1	.969	
Totals	.294	29	989	211	291	65	6	39	202	485	.490	155	37	229	20	.405	13	7	20-24	760	249	24	.977	
Opponents	.281	29	1015	191	285	61	2	28	182	434	.428	127	35	264	9	.376	11	9	22-25	736	249	23	.977	

LOB - Team (254), Opp (246). DPs turned - Team (13), Opp (22). IBB - Team (5), Ware, B. 3, Irish, I. 1, Foster, C. 1, Opp (2).Picked off - LaRue, N. 1.

(All games Sorted by Earned run avg)

Player	era	w-l	app	gs	cg	sho	sv	ip	h	r	er	bb	so	2b	3b	hr	b/avg	wp	hp	bks	sfa	sha		
33 Cannon, Will	2.28	2-0	10	1	0	0/0	3	23.2	23	8	6	13	23	6	0	1	.267	2	4	0	2	1		
25 Bauman, Tanner	3.65	2-0	8	3	0	0/0	0	24.2	25	11	10	12	23	5	1	2	.263	0	5	0	2	2		
21 Vail, Tommy	4.28	2-1	8	6	0	0/0	0	27.1	13	14	13	17	35	3	0	1	.138	0	2	0	0	0		
41 Armstrong, John	4.97	5-1	13	1	0	0/0	1	25.1	27	18	14	8	19	4	0	4	.265	2	5	0	1	1		
29 Herberholz,Christia	6.26	0-2	10	3	0	0/0	0	23.0	34	19	16	8	21	11	0	3	.351	4	0	0	1	2		
77 Crotchfelt, Zach	6.75	0-2	7	4	0	0/0	0	25.1	29	23	19	13	25	5	1	4	.279	4	1	0	0	0		

45 Gonzalez, Joseph	0.00	1-0	1	1	0	0/0	0	5.0	2	0	0	0	1	1	0	0	.125	0	0	0	0	0		
20 Sheehan, Tommy	0.00	0-0	2	0	0	0/0	0	1.2	1	0	0	2	4	0	0	0	.167	0	1	0	0	0		
23 Carlson, Parker	4.32	1-0	10	0	0	0/0	0	8.1	12	6	4	7	14	1	0	0	.308	1	2	0	1	0		
17 Horne, Trevor	5.40	0-0	7	0	0	0/0	0	8.1	7	5	5	3	8	0	0	1	.219	1	0	0	0	0		
12 Nelson, Drew	6.27	2-2	7	3	1	0/0	0	18.2	13	14	13	10	19	5	0	1	.191	3	4	0	2	0		
46 Allsup, Chase	6.62	0-0	10	2	0	0/0	2	17.2	27	14	13	11	21	5	0	2	.351	4	3	0	1	2		
43 Isbell, Chase	7.56	2-1	14	1	0	0/0	2	16.2	17	14	14	8	26	1	0	4	.258	1	1	0	0	0		
22 Murphy, Hayden	9.82	0-0	6	0	0	0/0	0	7.1	12	8	8	4	2	2	0	3	.343	0	1	0	0	1		
54 Copeland, Konner	11.21	1-1	9	4	0	0/0	0	17.2	30	22	22	7	19	10	0	2	.385	0	3	0	1	0		
44 Olson, Ryan	21.60	0-0	3	0	0	0/0	0	1.2	6	4	4	2	3	0	0	0	.600	0	0	0	0	0		
47 Keshock, Cameron	99.00	0-0	3	0	0	0/0	0	1.0	7	11	11	2	1	2	0	0	.700	1	3	0	0	0		
Totals	6.11	18-10	29	29	1	0/0	8	253.1	285	191	172	127	264	61	2	28	.281	23	35	0	11	9		
Opponents	7.23	10-18	29	29	0	1/1	6	245.1	291	211	197	155	229	65	6	39	.294	24	37	2	13	7		

PB - Team (6), Wright, C. 3, LaRue, N. 3, Opp (2). Pickoffs - Team (6), LaRue, N. 4, Crotchfelt,Z 1, Cannon, W. 1, Opp (1). SBA/ATT - LaRue, N. (17-20), Carlson, P. (3-3), Nelson, D. (3-3), Cannon, W. (2-3), Dyal, R. (3-3), Crotchfelt,Z (2-3), Herberholz,C (1-2), Isbell, C. (2-2), Olson, R. (2-2), Allsup, C. (2-2), Wright, C. (2-2), Murphy, H. (1-1), Bauman, T. (1-1), Sheehan, T. (1-1), Horne, T. (1-1), Vail, T. (1-1).

SEC STATS



**2023 Auburn Baseball
Conference statistics for Auburn (as of Apr 02, 2023)
(SEC games only Sorted by Batting avg)**



Record: 3-6 Home: 2-1 Away: 1-5 SEC: 3-6

Player	avg	gp-gs	ab	r	h	2b	3b	hr	rbi	tb	slg%	bb	hp	so	gdp	ob%	sf	sh	sb-att	po	a	e	fld%	
26 McMurray, Cooper	.455	5-3	11	2	5	2	0	1	3	10	.909	6	1	4	0	.667	0	0	0-0	12	1	0	1.000	
8 Ware, Bryson	.351	9-9	37	11	13	1	0	6	15	32	.865	1	3	7	2	.415	0	1	1-1	8	12	2	.909	
27 Peirce, Bobby	.304	6-6	23	6	7	1	1	1	3	13	.565	4	0	4	1	.407	0	0	0-0	6	1	1	.875	
1 Green, Caden	.278	7-7	18	5	5	0	0	2	6	11	.611	4	0	3	1	.391	1	2	0-0	11	11	1	.957	
18 Irish, Ike	.257	9-9	35	4	9	3	0	2	8	18	.514	3	2	9	2	.341	1	0	0-0	52	1	2	.964	
24 LaRue, Nate	.250	7-7	20	3	5	1	0	0	0	6	.300	2	1	8	0	.348	0	0	0-1	55	4	1	.983	
7 Foster, Cole	.242	9-9	33	10	8	3	0	0	1	11	.333	7	2	6	0	.405	0	0	0-0	13	23	1	.973	
14 Kirby, Justin	.229	9-9	35	2	8	1	0	1	5	12	.343	5	1	16	0	.341	0	0	3-3	17	0	0	1.000	
5 Howell, Kason	.189	9-9	37	5	7	2	0	1	2	12	.324	4	1	7	1	.286	0	0	1-1	22	1	0	1.000	
3 Stanfield, Chris	.136	8-6	22	0	3	0	0	0	1	3	.136	3	0	6	0	.240	0	0	0-0	8	1	0	1.000	

6 Dyal, Ryan	.200	3-1	5	0	1	0	0	0	0	1	.200	0	1	1	0	.333	0	0	0-0	12	0	0	1.000	
11 Miller, Gavin	.143	6-1	7	0	1	1	0	0	0	2	.286	0	2	2	0	.333	0	0	0-0	1	3	0	1.000	
31 Bello, Mike	.100	4-2	10	0	1	0	0	0	0	1	.100	0	0	2	0	.100	0	0	0-0	1	0	0	1.000	
2 Hall, Josh	.000	3-1	4	0	0	0	0	0	0	0	.000	0	0	1	0	.000	0	0	0-0	2	0	0	1.000	
4 Wright, Carter	.000	3-1	3	0	0	0	0	0	1	0	.000	2	1	0	0	.500	0	0	0-0	8	4	0	1.000	
9 Moss, Brody	.000	1-1	2	0	0	0	0	0	0	0	.000	0	0	1	0	.000	0	0	0-0	2	0	0	1.000	
10 Wortham, Brody	.000	2-0	2	0	0	0	0	0	0	0	.000	0	0	1	0	.000	0	0	0-0	0	1	0	1.000	
Totals	.240	9	304	48	73	15	1	14	45	132	.434	41	15	78	7	.356	2	3	5-6	231	70	8	.974	
Opponents	.320	9	322	84	103	22	1	10	81	157	.488	54	16	81	4	.437	4	2	3-5	242	80	5	.985	

LOB - Team (75), Opp (83). DPs turned - Team (5), Opp (8). IBB - Team (1), Irish, I. 1, Opp (1). Picked off - LaRue, N. 1.

(SEC games only Sorted by Earned run avg)

Player	era	w-l	app	gs	cg	sho	sv	ip	h	r	er	bb	so	2b	3b	hr	b/avg	wp	hp	bks	sfa	sha		
33 Cannon, Will	1.54	1-0	3	1	0	0/0	0	11.2	8	2	2	7	9	2	0	0	.211	1	2	0	1	0		
29 Herberholz,Christia	2.00	0-0	4	0	0	0/0	0	9.0	9	3	2	2	8	3	0	0	.273	0	0	0	0	1		
25 Bauman, Tanner	5.19	1-0	3	1	0	0/0	0	8.2	9	5	5	6	7	2	0	1	.273	0	2	0	1	0		
41 Armstrong, John	7.71	1-1	3	1	0	0/0	0	7.0	17	10	6	2	3	3	0	1	.459	0	2	0	1	0		
21 Vail, Tommy	8.31	0-1	3	3	0	0/0	0	13.0	11	13	12	11	17	2	0	1	.224	0	2	0	0	0		
77 Crotchfelt, Zach	11.00	0-2	3	2	0	0/0	0	9.0	16	15	11	4	9	3	1	3	.356	1	1	0	0	0		

23 Carlson, Parker	6.00	0-0	3	0	0	0/0	0	3.0	5	2	2	3	4	0	0	0	.333	0	0	0	0	0		
43 Isbell, Chase	8.31	0-0	6	0	0	0/0	1	4.1	3	4	4	4	7	1	0	1	.200	1	1	0	0	0		
46 Allsup, Chase	9.00	0-0	3	0	0	0/0	0	3.0	6	4	3	4	4	1	0	0	.375	2	1	0	0	1		
12 Nelson, Drew	10.12	0-1	2	0	0	0/0	0	2.2	1	3	3	4	6	1	0	0	.125	0	1	0	1	0		
54 Copeland, Konner	16.62	0-1	3	1	0	0/0	0	4.1	10	8	8	2	4	2	0	1	.476	0	2	0	0	0		
22 Murphy, Hayden	45.00	0-0	1	0	0	0/0	0	1.0	3	5	5	2	2	1	0	2	.500	0	0	0	0	0		
17 Horne, Trevor	81.00	0-0	1	0	0	0/0	0	0.1	1	3	3	2	1	0	0	0	.500	0	0	0	0	0		
47 Keshock, Cameron	99.00	0-0	1	0	0	0/0	0	0.0	4	7	7	1	0	1	0	0	1.000	1	2	0	0	0		
Totals	8.53	3-6	9	9	0	0/0	1	77.0	103	84	73	54	81	22	1	10	.320	6	16	0	4	2		
Opponents	5.02	6-3	9	9	0	1/1	4	80.2	73	48	45	41	78	15	1	14	.240	6	15	0	2	3		

PB - Team (3), LaRue, N. 2, Wright, C. 1, Opp (1). Pickoffs - Team (3), LaRue, N. 2, Cannon, W. 1, Opp (1). SBA/ATT - LaRue, N. (3-5), Cannon, W. (0-1), Herberholz,C (0-1), Nelson, D. (1-1), Carlson, P. (1-1), Crotchfelt,Z (1-1).

HOME STATS



**2023 Auburn Baseball
Overall Statistics for Auburn (as of Apr 05, 2023)
(Home games Sorted by Batting avg)**



Record: 14-4-1 Home: 14-4-1 Away: 0-0 SEC: 2-1

Player	avg	gp-gs	ab	r	h	2b	3b	hr	rbi	tb	slg%	bb	hp	so	gdp	ob%	sf	sh	sb-att	po	a	e	fld%	
18 Irish, Ike	.455	19-19	77	20	35	13	1	2	22	56	.727	12	1	11	5	.527	1	0	1-1	68	2	1	.986	
8 Ware, Bryson	.403	19-19	72	22	29	7	1	9	26	65	.903	10	3	14	2	.483	2	2	1-1	12	34	3	.939	
7 Foster, Cole	.400	16-16	65	19	26	6	0	3	17	41	.631	9	2	9	0	.487	0	1	1-2	15	49	0	1.000	
3 Stanfield, Chris	.333	14-11	39	7	13	3	2	1	7	23	.590	5	2	8	0	.435	0	0	1-1	23	0	0	1.000	
1 Green, Caden	.275	17-15	51	10	14	2	0	1	5	19	.373	8	1	10	3	.383	0	3	0-1	21	40	3	.953	
14 Kirby, Justin	.274	19-19	73	20	20	5	1	8	24	51	.699	18	2	22	0	.430	0	0	2-2	26	1	0	1.000	
5 Howell, Kason	.260	19-19	77	16	20	10	0	1	6	33	.429	8	3	16	0	.348	1	0	0-0	50	1	0	1.000	
27 Peirce, Bobby	.250	11-11	40	8	10	3	0	0	6	13	.325	3	1	5	1	.311	1	0	0-0	18	0	1	.947	
24 LaRue, Nate	.100	15-14	40	4	4	0	0	0	3	4	.100	8	1	17	0	.260	1	0	3-4	119	10	1	.992	

11 Miller, Gavin	.455	6-2	11	3	5	2	0	0	2	7	.636	4	1	3	0	.625	0	0	0-0	0	7	1	.875	
2 Hall, Josh	.364	13-2	11	3	4	0	0	0	4	4	.364	3	0	4	0	.500	0	0	1-1	2	1	0	1.000	
26 McMurray, Cooper	.320	10-8	25	9	8	2	0	2	10	16	.640	8	3	10	0	.528	0	0	0-0	57	1	1	.983	
6 Dyal, Ryan	.286	5-4	14	3	4	0	0	0	2	4	.286	3	0	2	0	.412	0	0	0-0	20	3	1	.958	
31 Bello, Mike	.200	9-1	15	3	3	0	0	0	3	3	.200	1	0	5	0	.235	1	0	0-0	8	0	0	1.000	
10 Wortham, Brody	.182	9-1	11	2	2	0	0	0	2	2	.182	2	1	2	0	.357	0	0	0-0	23	1	0	1.000	
9 Moss, Brody	.143	6-5	14	3	2	0	0	0	3	2	.143	4	0	3	0	.333	0	0	0-0	4	9	1	.929	
16 Hill, Cam	.125	5-3	8	0	1	0	0	0	0	1	.125	2	0	3	1	.300	0	0	0-0	14	0	0	1.000	
4 Wright, Carter	.083	8-2	12	1	1	0	0	0	3	1	.083	4	2	0	2	.389	0	0	0-0	27	9	0	1.000	
Totals	.307	19	655	153	201	53	5	27	145	345	.527	112	23	144	14	.422	7	6	10-13	513	191	13	.982	
Opponents	.282	19	685	125	193	40	1	19	117	292	.426	79	21	172	6	.370	7	7	16-17	478	166	16	.976	

LOB - Team (172), Opp (161). DPs turned - Team (9), Opp (15). IBB - Team (5), Ware, B. 3, Irish, I. 1, Foster, C. 1.

(Home games Sorted by Earned run avg)

Player	era	w-l	app	gs	cg	sho	sv	ip	h	r	er	bb	so	2b	3b	hr	b/avg	wp	hp	bksfa	sha
21 Vail, Tommy	2.33	2-0	6	4	0	0/0	0	19.1	9	5	5	8	25	2	0	0	.134	0	0	0	0
41 Armstrong, John	2.55	5-0	8	0	0	0/0	1	17.2	11	5	5	6	13	1	0	1	.175	2	3	0	0
25 Bauman, Tanner	3.38	1-0	6	3	0	0/0	0	18.2	20	8	7	8	18	4	1	2	.270	0	4	0	1
46 Allsup, Chase	5.51	0-0	7	2	0	0/0	2	16.1	21	11	10	8	19	4	0	2	.313	3	3	0	1
77 Crotchfelt, Zach	5.79	0-1	5	3	0	0/0	0	18.2	19	13	12	10	18	3	0	3	.260	3	0	0	0
29 Herberholz,Christia	7.71	0-1	6	3	0	0/0	0	16.1	24	16	14	5	13	9	0	3	.348	2	0	0	1

45 Gonzalez, Joseph	0.00	1-0	1	1	0	0/0	0	5.0	2	0	0	0	1	1	0	0	.125	0	0	0	0
20 Sheehan, Tommy	0.00	0-0	1	0	0	0/0	0	0.1	0	0	0	2	1	0	0	0	.000	0	1	0	0
22 Murphy, Hayden	2.08	0-0	4	0	0	0/0	0	4.1	6	1	1	1	0	1	0	0	.333	0	1	0	0
33 Cannon, Will	2.19	2-0	7	0	0	0/0	2	12.1	13	5	3	7	13	2	0	1	.289	1	2	0	2
23 Carlson, Parker	4.76	1-0	7	0	0	0/0	0	5.2	9	5	3	5	11	1	0	0	.321	1	2	0	1
17 Horne, Trevor	6.75	0-0	6	0	0	0/0	0	6.2	6	5	5	3	7	0	0	1	.231	1	0	0	0
12 Nelson, Drew	7.50	1-1	4	2	1	0/0	0	12.0	11	11	10	5	11	4	0	1	.239	1	2	0	1
43 Isbell, Chase	11.70	1-1	7	1	0	0/0	1	10.0	13	13	13	5	15	0	0	4	.302	1	0	0	0
54 Copeland, Konner	21.60	0-0	4	0	0	0/0	0	5.0	16	12	12	2	3	6	0	1	.552	0	0	0	0
44 Olson, Ryan	21.60	0-0	3	0	0	0/0	0	1.2	6	4	4	2	3	0	0	0	.600	0	0	0	0
47 Keshock, Cameron	99.00	0-0	3	0	0	0/0	0	1.0	7	11	11	2	1	2	0	0	.700	1	3	0	0
Totals	6.05	14-4	19	19	1	0/0	6	171.0	193	125	115	79	172	40	1	19	.282	16	21	0	7
Opponents	7.85	4-14	19	19	0	0/0	3	159.1	201	153	139	112	144	53	5	27	.307	16	23	2	7

PB - Team (4), Wright, C. 2, LaRue, N. 2, Opp (1). Pickoffs - Team (3), LaRue, N. 2, Crotchfelt, Z 1. SBA/ATT - LaRue, N. (11-12), Dyal, R. (3-3), Olson, R. (2-2), Cannon, W. (2-2), Nelson, D. (2-2), Isbell, C. (2-2), Crotchfelt, Z (1-2), Wright, C. (2-2), Vail, T. (1-1), Bauman, T. (1-1), Allsup, C. (1-1), Carlson, P. (1-1), Murphy, H. (1-1), Herberholz, C (1-1), Horne, T. (1-1).

GAME SUMMARY



**2023 Auburn Baseball
Games Summary for Auburn (as of Apr 04, 2023)
(All games)**



Score by innings	1	2	3	4	5	6	7	8	9	EX	Total
Auburn	31	22	29	29	26	34	14	12	12	2	211
Opponents	28	9	27	26	16	22	16	37	10	0	191

Record when ...

Overall	18-10-1	After 6 leading	13-1-1
Conference	3-6 trailing	4-7
Non-Conference	15-4-1 tied	1-2
Home games	14-4-1	After 7 leading	11-1
Away games	2-6 trailing	3-8
Neutral site	2-0 tied	1-1-1
Day games	5-8-1	After 8 leading	12-0
Night games	13-2 trailing	1-8
vs Left starter	4-3 tied	2-1-1
vs Right starter	14-7-1		
1-Run games	5-2	Hit 0 home runs	2-2
2-Run games	1-0	... 1 home run	9-6
5+Run games	7-8	... 2+ home runs	7-2-1
Extra innings	2-0		
Shutouts	0-1	Opponent 0 home runs	10-2
	 1 home run	5-6
	 2+ HRs	3-2-1
Scoring 0-2 runs	0-3		
..... 3-5 runs	3-4		
..... 6-9 runs	8-3	Made 0 errors	10-2
..... 10+ runs	7-0-1 1 error	6-5-1
	 2+ errors	2-3
Opponent 0-2 runs	6-0		
..... 3-5 runs	7-1	Opp. made 0 errors	8-5
..... 6-9 runs	3-5 1 error	5-5
..... 10+ runs	2-4-1 2+ errors	5-0-1
Scored in 1st inning	6-1-1	Out-hit opponent	14-0
Opp. scored in 1st	3-7-1	Out-hit by opponent	3-10
Scores first	10-3	Hits are tied	1-0-1
Opp. scores first	8-7-1		

Record when team scores:

Runs	0	1	2	3	4	5	6	7	8	9	10+
W-L	0-1	0-0	0-2	0-2	2-0	1-2	4-0	3-2	1-1	0-0	7-0

Record when opponent scores:

Runs	0	1	2	3	4	5	6	7	8	9	10+
W-L	0-0	6-0	0-0	5-0	1-0	1-1	2-1	0-1	1-2	0-1	2-4

Record when leading after:

Inn.	1	2	3	4	5	6	7	8
W-L	6-0	6-1	9-2	11-2	11-2	13-1	11-1	12-0

Record when trailing after:

Inn.	1	2	3	4	5	6	7	8
W-L	3-7	4-7	4-8	5-7	5-7	4-7	3-8	1-8

Record when tied after:

Inn.	1	2	3	4	5	6	7	8
W-L	9-3	8-2	5-0	2-1	2-1	1-2	1-1	2-1

Current losing streak: 3
 Longest winning streak: 10
 Longest losing streak: 3

Home attendance : 66014 (19 dates avg = 3474)
 Away attendance : 60825 (10 dates avg = 6082)
 Total attendance: 126839 (29 dates avg = 4373)

CAREER vs. TEXAS A&M



Individual Career History vs Texas AM



Allsup, Chase

Year	avg	qp-gs	ab	r	h	2b	3b	hr	rbi	tb	slg%	bb	hbp	so	gdp	ob%	sf	sh	sb-att	po	a	e	fld%
2022	0.00	1-0	2	0	0	0/0	0	1.1	0	1	0	1	0	0	0	0	6	.000	0	1	0	2	0
TOTAL	0.00	1-0	2	0	0	0/0	0	1.1	0	1	0	1	0	0	0	0	6	.000	0	1	0	2	0

Bello, Mike

Year	avg	qp-gs	ab	r	h	2b	3b	hr	rbi	tb	slg%	bb	hbp	so	gdp	ob%	sf	sh	sb-att	po	a	e	fld%
2022	.364	3-3	11	6	4	1	0	1	2	8	.727	3	0	2	0	.500	0	1	0-0	5	0	0	1.000
TOTAL	.364	3-3	11	6	4	1	0	1	2	8	.727	3	0	2	0	.500	0	1	0-0	5	0	0	1.000

Dyal, Ryan

Year	avg	qp-gs	ab	r	h	2b	3b	hr	rbi	tb	slg%	bb	hbp	so	gdp	ob%	sf	sh	sb-att	po	a	e	fld%
2021	.250	4-4	12	3	3	0	0	0	1	3	.250	4	1	4	1	.471	0	0	1-1	34	1	0	1.000
2022	.000	2-2	6	0	0	0	0	0	1	0	.000	0	0	1	0	.000	0	0	0-0	1	0	0	1.000
TOTAL	.167	6-6	18	3	3	0	0	0	2	3	.167	4	1	5	1	.348	0	0	1-1	35	1	0	1.000

Foster, Cole

Year	avg	qp-gs	ab	r	h	2b	3b	hr	rbi	tb	slg%	bb	hbp	so	gdp	ob%	sf	sh	sb-att	po	a	e	fld%
2021	.000	1-0	1	0	0	0	0	0	0	0	.000	0	0	1	0	.000	0	0	0-0	0	0	0	.000
2022	.500	2-2	10	3	5	1	0	2	3	12	1.200	0	0	3	0	.500	0	0	0-0	6	5	1	.917
TOTAL	.455	3-2	11	3	5	1	0	2	3	12	1.091	0	0	4	0	.455	0	0	0-0	6	5	1	.917

Hall, Josh

Year	avg	qp-gs	ab	r	h	2b	3b	hr	rbi	tb	slg%	bb	hbp	so	gdp	ob%	sf	sh	sb-att	po	a	e	fld%
2022	.500	3-0	2	1	1	0	0	0	2	1	.500	0	0	0	0	.500	0	0	0-0	0	0	0	.000
TOTAL	.500	3-0	2	1	1	0	0	0	2	1	.500	0	0	0	0	.500	0	0	0-0	0	0	0	.000

Hill, Cam

Year	avg	qp-gs	ab	r	h	2b	3b	hr	rbi	tb	slg%	bb	hbp	so	gdp	ob%	sf	sh	sb-att	po	a	e	fld%
2021	.286	2-2	7	1	2	2	0	0	0	4	.571	1	0	1	1	.375	0	0	0-0	0	0	0	.000
2022	.200	2-1	5	1	1	0	0	0	1	1	.200	0	0	2	0	.200	0	0	0-0	0	0	0	.000
TOTAL	.250	4-3	12	2	3	2	0	0	1	5	.417	1	0	3	1	.308	0	0	0-0	0	0	0	.000

Year	era	w-l	app	gs	cq	sho	sv	ip	h	r	er	bb	so	2b	3b	hr	bf	bavg	wp	hbp	bk	sfa	sha
2021	9.00	0-0	1	0	0	0/0	0	1.0	1	1	1	1	2	1	0	0	5	.333	1	0	0	1	0
TOTAL	9.00	0-0	1	0	0	0/0	0	1.0	1	1	1	1	2	1	0	0	5	.333	1	0	0	1	0

Howell, Kason

Year	avg	qp-gs	ab	r	h	2b	3b	hr	rbi	tb	slg%	bb	hbp	so	gdp	ob%	sf	sh	sb-att	po	a	e	fld%
2019	.273	3-3	11	2	3	0	0	0	1	3	.273	1	1	3	0	.385	0	0	0-0	5	0	0	1.000
2021	.273	4-4	11	1	3	0	0	0	4	3	.273	3	2	3	0	.500	0	2	2-3	10	0	0	1.000
2022	.294	3-3	17	2	5	1	0	0	1	6	.353	0	0	5	0	.294	0	0	1-2	12	0	0	1.000
TOTAL	.282	10-10	39	5	11	1	0	0	6	12	.308	4	3	11	0	.391	0	2	3-5	27	0	0	1.000

CAREER vs. TEXAS A&M



**Individual Career History
vs Texas AM**

Isbell, Chase

Year	avg	gp-gs	ab	r	h	2b	3b	hr	rbi	tb	slg%	bb	hbp	so	gdp	ob%	sf	sh	sb-att	po	a	e	fld%
2022	.000	0-0	0	0	0	0	0	0	0	0	.000	0	0	0	0	.000	0	0	0-0	1	0	0	1.000
TOTAL	.000	0-0	0	0	0	0	0	0	0	0	.000	0	0	0	0	.000	0	0	0-0	1	0	0	1.000

Year	era	w-l	app	qs	cq	sho	sv	ip	h	r	er	bb	so	2b	3b	hr	bf	bavg	wp	hbp	bk	sfa	sha
2022	3.86	0-1	1	0	0	0/0	0	2.1	2	1	1	0	3	1	0	0	9	.222	1	0	0	0	0
TOTAL	3.86	0-1	1	0	0	0/0	0	2.1	2	1	1	0	3	1	0	0	9	.222	1	0	0	0	0

LaRue, Nate

Year	avg	gp-gs	ab	r	h	2b	3b	hr	rbi	tb	slg%	bb	hbp	so	gdp	ob%	sf	sh	sb-att	po	a	e	fld%
2022	.250	3-3	12	3	3	1	0	1	5	7	.583	1	1	2	0	.357	0	0	0-0	32	5	1	.974
TOTAL	.250	3-3	12	3	3	1	0	1	5	7	.583	1	1	2	0	.357	0	0	0-0	32	5	1	.974

Peirce, Bobby

Year	avg	gp-gs	ab	r	h	2b	3b	hr	rbi	tb	slg%	bb	hbp	so	gdp	ob%	sf	sh	sb-att	po	a	e	fld%
2022	.000	1-0	0	0	0	0	0	0	0	0	.000	0	0	0	0	.000	0	0	0-0	0	0	0	.000
TOTAL	.000	1-0	0	0	0	0	0	0	0	0	.000	0	0	0	0	.000	0	0	0-0	0	0	0	.000


Sheehan, Tommy

Year	avg	gp-gs	ab	r	h	2b	3b	hr	rbi	tb	slg%	bb	hbp	so	gdp	ob%	sf	sh	sb-att	po	a	e	fld%
2022	45.00	0-0	1	1	0	0/0	0	1.0	3	5	5	4	0	0	0	0	10	.600	0	0	0	1	0
TOTAL	45.00	0-0	1	1	0	0/0	0	1.0	3	5	5	4	0	0	0	0	10	.600	0	0	0	1	0


Ware, Bryson

Year	avg	gp-gs	ab	r	h	2b	3b	hr	rbi	tb	slg%	bb	hbp	so	gdp	ob%	sf	sh	sb-att	po	a	e	fld%
2021	.143	2-2	7	1	1	0	0	0	0	1	.143	2	0	1	0	.333	0	0	0-0	6	0	0	1.000
2022	.000	3-1	3	0	0	0	0	0	0	0	.000	0	0	1	0	.000	0	0	0-0	1	0	0	1.000
TOTAL	.100	5-3	10	1	1	0	0	0	0	1	.100	2	0	2	0	.250	0	0	0-0	7	0	0	1.000

TV/RADIO ROSTER



1 CADEN GREEN



2 JOSH HALL




3 CHRIS STANFIELD



4 CARTER WRIGHT



5 KASON HOWELL



6 RYAN DYAL



7 COLE FOSTER



8 BRYSON WARE



9 BRODY MOSS



10 BRODY WORTHAM




11 GAVIN MILLER



12 DREW NELSON




14 JUSTIN KIRBY



16 CAM HILL



17 TREVOR HORNE



18 IKE IRISH



20 TOMMY SHEEHAN



21 TOMMY VAIL



22 HAYDEN MURPHY




23 PARKER CARLSON



24 NATE LARUE



25 TANNER BAUMAN



26 COOPER MCMURRAY



27 BOBBY PEIRCE




28 ELLIOT BRAY



29 CHRISTIAN HERBERHOLZ



31 MIKE BELLO



33 WILL CANNON



41 JOHN ARMSTRONG



43 CHASE ISBELL




44 RYAN OLSON



45 JOSEPH GONZALEZ



46 CHASE ALLSUP



47 CAMERON KESHOCK



51 TY MAULDIN



54 KONNER COPELAND



77 ZACH CROTCHFELT



30 BUTCH THOMPSON



36 KARL NONEMAKER



39 GABE GROSS



40 DARON SCHOENROCK