



**MYLES GARRETT, DE, Jr-2L**  
 2015 1st-team All-American  
 2015 Lombardi Award finalist  
 2015 Hendricks Award finalist



**2016 FOOTBALL**

GAME 3 NOTES

**AUBURN**

(1-1, 0-0 vs. SEC)

AP/USAT Rank: RV / RV

Head Coach: Gus Malzahn (4th year)



**TEXAS A&M**

(2-0, 0-0 vs. SEC)

AP/USAT Rank: No. 17 AP / No. 20 HC

Head Coach: Kevin Sumlin (5th year)

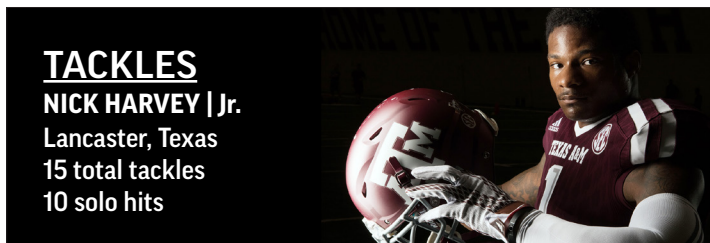
Date: Sept. 17, 2016 | Kickoff: 6 p.m. CT | Site: Jordan-Hare Stadium, Auburn, Ala. | TV: ESPN (national)

**STATISTICAL LEADERS**



**PASSING**

**TREVOR KNIGHT** | Grad.  
 San Antonio, Texas  
 43-of-79 passing  
 583 yards, 4 touchdowns



**TACKLES**

**NICK HARVEY** | Jr.  
 Lancaster, Texas  
 15 total tackles  
 10 solo hits

**RECEPTIONS**  
**CHRISTIAN KIRK** | So.  
 Scottsdale, Ariz.  
 13 catches  
 164 yards, 2 TDs



**PASS BREAKUPS**

**SHAAN WASHINGTON** | Sr.  
 Alexandria, La.  
 5 PBUs

**2016 SCHEDULE**

**W** **UCLA**  
 W, 31-24 OT | Sept. 3 | CBS  
 Kyle Field, College Station, TX

**W** **PVAMU**  
 W, 67-0 | Sept. 10 | SECN  
 Kyle Field, College Station, TX

**AUBURN**  
 Sept. 17 | 6 pm | ESPN  
 Jordan-Hare Stadium, Auburn, AL

**ARKANSAS**  
 Sept. 24 | 8 pm | ESPN  
 AT&T Stadium, Arlington, TX

**COLUMBIA**  
 Oct. 1 | TBA | TBA  
 Williams-Brice Stadium, Columbia, SC

**TENNESSEE**  
 Oct. 8 | TBA | TBA  
 Kyle Field, College Station, TX

**ALABAMA**  
 Oct. 22 | TBA | TBA  
 Bryant-Denny Stadium, Tuscaloosa, AL

**NM STATE**  
 Oct. 29 | TBA | TBA  
 Kyle Field, College Station, TX

**MISSISSIPPI STATE**  
 Nov. 5 | TBA | TBA  
 Davis-Wade Stadium, Starkville, MS

**OLE MISS**  
 Nov. 12 | TBA | TBA  
 Kyle Field, College Station, TX

**UTSA**  
 Nov. 19 | TBA | TBA  
 Kyle Field, College Station, TX

**LSU**  
 Nov. 24 | 6:30 pm | ESPN  
 Kyle Field, College Station, TX

Follow the Aggies: @AggieFootball @AggieFootball @CoachSumlin



## 2016 SCHEDULE BREAKDOWN

	<b>UCLA</b> (#16-AP/#24-HC) W, 31-24 <sup>OT</sup>   Sept. 3   2:30 p.m. Kyle Field, College Station, Texas TV: CBS (National)	Aggies improve to 3-2 in the all-time series against UCLA ... third-straight season with win over AP Top 25 opponent ... Aggie defense secures win with 4th down stop of UCLA in 1st OT ... UCLA erases 15-point deficit to tie game late in 4th Q.
	<b>PRAIRIE VIEW A&amp;M</b> W, 67-0   Sept. 10   11 a.m. Kyle Field, College Station, Texas TV: SEC Network-Alt. (National)	In 1st-ever meeting with PVAMU, or any opponent from the SWAC, the Aggies roll to a 67-0 victory ... 2nd shutout by Aggies since DC John Chavis' arrival ... generated 672 total yards, while limiting PVAMU to 205 ... 32 rushing yards allowed is low in Sumlin era.
	<b>at Auburn</b> Saturday, Sept. 17   6 p.m. Jordan-Hare Stadium, Auburn, Ala. TV: ESPN (National)	<b>Series record:</b> Texas A&M leads, 4-2 It will be the SEC opener for both teams ... Aggies, Tigers have split all four games since A&M joined SEC with road team winning each contest.
	<b>vs. Arkansas</b> Saturday, Sept. 24   Kickoff: 8 pm AT&T Stadium, Arlington, Texas TV: ESPN	<b>Series record:</b> Arkansas leads, 41-28-3
	<b>at South Carolina</b> Saturday, Oct. 1   Kickoff: TBA Williams-Brice Stadium, Columbia, S.C. TV: TBA	<b>Series record:</b> Texas A&M leads, 2-0
	<b>TENNESSEE</b> Saturday, Oct. 8   Kickoff: TBA Kyle Field, College Station, Texas TV: TBA	<b>Series record:</b> Tennessee leads, 2-0
	<b>at Alabama</b> Saturday, Oct. 22   Kickoff: TBA Bryant-Denny Stadium, Tuscaloosa, Ala. TV: TBA	<b>Series record:</b> Alabama leads, 6-2
	<b>NEW MEXICO ST.</b> Saturday, Oct. 29   Kickoff: TBA Kyle Field, College Station, Texas TV: TBA	<b>Series record:</b> First meeting
	<b>at Mississippi St.</b> Saturday, Nov. 5   Kickoff: TBA Dudy Noble Stadium, Starkville, Miss. TV: TBA	<b>Series record:</b> Texas A&M leads, 5-4
	<b>OLE MISS</b> Saturday, Nov. 12   Kickoff: TBA Kyle Field, College Station, Texas TV: TBA	<b>Series record:</b> Texas A&M leads, 6-2
	<b>UTSA</b> Saturday, Nov. 19   Kickoff: TBA Kyle Field, College Station, Texas TV: TBA	<b>Series record:</b> First meeting
	<b>LSU</b> Thursday, Nov. 24   6:30 p.m. Kyle Field, College Station, Texas TV: ESPN	<b>Series record:</b> LSU leads, 31-20-3



### SETTING THE SCENE ...

#### TEXAS A&M @ AUBURN

**KICKOFF:** 6 p.m. CT

**SITE:** Jordan-Hare Stadium, Auburn, Ala. (cap. 87,451)

#### RANKINGS:

Auburn (Receiving votes in AP and Coaches)  
Texas A&M (No. 17 AP / No. 20 Coaches)

#### TELEVISION:

**ESPN** (National)  
Dave Flemming, play-by-play  
Brian Griese, analyst  
Todd McShay, sideline

#### RADIO:

**Texas A&M Radio Network** (Regional)  
The Texas A&M Radio Network provides coverage via nearly 60 stations across the state of Texas. For a complete list of affiliates, please go to 12thMan.com.

Dave South, play-by-play  
Dave Elmendorf, analyst  
Will Johnson, sideline

#### Texas A&M Spanish Network

(Regional)  
Texas A&M's Spanish broadcast can be heard on radio stations in Dallas, San Antonio, Houston, El Paso and McAllen, Texas. Locally, the TAMU Spanish Network can be heard on 1550 AM.

Pedro Vela Almaguer, play-by-play  
Noel Orellana, analyst

#### SIRIUS XM:

The Auburn Radio Network call can be heard on SiriusXM 83 / 202.

#### SERIES HISTORY VS. AUBURN:

Year	Location	Result
1911	Dallas	W, 16-0
1986	Dallas (Cotton Bowl)	W, 36-16
2012	Auburn, Ala.	W, 63-21
2013	College Station	L, 41-45
2014	Auburn, Ala.	W, 41-38
2015	College Station	L, 10-26

## WHAT TO WATCH FOR: #TAMUvsAUB

Texas A&M will open the SEC portion of its 2016 schedule when the Aggies travel to Auburn, Ala., to battle Auburn in a nationally-televised contest at 6 p.m. on Saturday at Jordan-Hare Stadium.

- The Aggies will be trying to improve to 3-0 for a third straight season under Kevin Sumlin, which hasn't been done at Texas A&M since Homer Norton's Aggies did it in 1939, 1940 and 1941.
- Sophomore WR Christian Kirk needs seven catches to become the 17th player in school history to reach the 100-career catches plateau.
- Senior WR Josh Reynolds needs 120 receiving yards to become the sixth player in school history to reach the 2,000-yard plateau in career receiving yardage.
- Junior WR/RS Speedy Noil needs 96 kick-off return yards to become the seventh player in program history to reach 1,000.

## ROAD WARRIORS

- Texas A&M has compiled a 18-7 record in games away from Kyle Field (road and neutral site games) during the Kevin Sumlin era.
- The Aggies are 12-6 in true road games.
- In the previous five seasons before Sumlin's arrival, the Aggies were 10-19 away from Kyle Field.
- The last winning record away from Kyle Field prior to Sumlin's arrival in 2012 came in 2006.

## BIG MAROON GOONS

Calling themselves the **Maroon Goons** since 2012, the projected starting lineup of tackles **Jermaine Eluemenor** and **Avery Genesey**, guards **Colton Prater** and **Connor Lanfear** and center **Erik McCoy** weigh in at 1,555 pounds, or 311.0 pounds per goon. Collectively, they are the second-heaviest starting five in school history, just behind the year-ending starting five in 2014 that averaged 312.0.

### Here's the Beef

(Starters/Possible Starters by career starts)

Goon	HT	WT	Starts
Jermaine Eluemenor, RT	6-5	315	3
Connor Lanfear, RG	6-6	315	2
Erik McCoy, C	6-4	305	2
Colton Prater, LG	6-4	295	2
Avery Genesey, LT	6-5	315	15

## FOOTBALL FACTS

- Texas A&M is the only FBS school in the nation to open the last three seasons with wins over AP Top 25-ranked teams: 52-28 over No. 9 South Carolina (Columbia, S.C.) in 2014; 38-16 over No. 15 Arizona State (Houston) in 2015; and 31-24<sup>OT</sup> over No. 16 UCLA (College Station) in 2016.
- The win over No. 16 UCLA improved Kevin Sumlin's record against AP Top 25 to 13-12 overall and 10-11 as the Aggies' head coach.
- Junior DE Myles Garrett is the first SEC player (and Texas A&M player) to post double-digit QB sacks in his freshman and sophomore seasons.
- With 25 career QB sacks, Garrett is just three away from entering the SEC's career top 10 in QB sacks after just 27 games.
- Junior DB Armani Watts' 83 unassisted tackles in 2015 were more than any other Aggies' total tackles, which hadn't been done at Texas A&M since 1998 when Dat Nguyen's 102 solo stops were more Cornelius Anthony's total of 100 tackles.
- QB Trevor Knight is the first upperclassman to start at Texas A&M under head coach Kevin Sumlin (with an asterisk). \* -- Then junior Matt Joeckel started the 2013 season-opener because Johnny Manziel was suspended for the first half).
- Knight, a graduate transfer from Oklahoma, is the first graduate to start at QB for the Aggies since Ryan Tannehill started all 13 games in 2013.
- Sophomore WR/RS Christian Kirk led the SEC with a 14.3 yards per touch average in 2015.
- Kirk was also the only SEC player ranked among the conference's top 45 all-purpose yardage producers to have stats in all four statistical categories -- rush, receiving, punt returns and kickoff returns.
- Senior WR Josh Reynolds led the SEC with a 17.8 per catch average among players with more than 35 catches in 2015. He's a little ahead of last year's pace with a 21.8 per catch average in 2016 (131 on six catches)
- Four transfers from FBS schools are big contributors for the Aggies in 2016: QB Trevor Knight and RB Keith Ford (both from Oklahoma), CB Priest Willis (UCLA) and TE Kalvin Cline (Virginia Tech).

## TEXAS A&M QUICK FACTS

**LOCATION:** College Station, Texas 77842  
**FOUNDED:** 1876 (First classes)  
**ENROLLMENT:** 59,000 (fall 2015)  
**PRESIDENT:** Michael K. Young (BYU '73)  
**CHANCELLOR:** John Sharp (Texas A&M '72)  
**FACULTY REPRESENTATIVE:**  
 Dr. Tom Adair (Texas A&M '57)  
**DIR. OF ATHLETICS:** Scott Woodward (LSU '85)  
**ATHLETIC DEPT PHONE:** (979) 845-5129  
**CONFERENCE:** Southeastern  
**AFFILIATION:** NCAA Division I  
**NICKNAME:** Aggies  
**MASCOT:** Reveille (American Collie)  
**COLORS:** Maroon (Pantone 505) and White

## FOOTBALL QUICK FACTS

### HEAD COACH:

**KEVIN SUMLIN** (Purdue, '88)  
 Year at Texas A&M: 5<sup>th</sup> (38-16)  
 Year as head coach: 9<sup>th</sup> (73-33)

### ASSISTANT COACHES:

**JOHN CHAVIS**  
 Assoc. Head Coach/DC/LB (Tennessee, '79)  
**NOEL MAZZONE**  
 OC/QB (New Mexico, '80)  
**JEFF BANKS**  
 STC/TE (Washington State, '99)  
**TERRY JOSEPH**  
 DB (Northwestern State, '96)  
**CLARENCE MCKINNEY**  
 RB (Mary, '94)  
**AARON MOOREHEAD**  
 WR (Illinois, '03)  
**TERRY PRICE**  
 DE (Texas A&M, '90)  
**DAVID TURNER**  
 DT/Run Game Coordinator (Davidson, '85)  
**JIM TURNER**  
 OL (Boston College, '88)  
**LARRY JACKSON**  
 FB Sports Performance (Texas A&M, '95)

## KYLE FIELD QUICK FACTS

**STADIUM:** Kyle Field  
**CAPACITY:** 102,577  
**LARGEST CROWD:** 110,633 (vs. Ole Miss, Oct. 11, 2014)  
**PLAYING SURFACE:** Natural grass  
**FIRST YEAR OF FOOTBALL:** 1905  
**STADIUM BUILT:** 1927 and 1929 (Renovations complete for 2015 season)

## TEAM INFORMATION

**BASIC OFFENSE:** Multiple  
**BASIC DEFENSE:** Multiple 4-3  
**2015 OVERALL RECORD:** 8-5  
**2015 CONFERENCE RECORD (FINISH):** 4-4 (t-5<sup>th</sup> in SEC West)  
**2015 BOWL:** Franklin American Mortgage Music City Bowl (Lost 27-21 to Louisville)  
**2015 RANKING:** RV

# OFFENSE / DEFENSE / SPECIALS TEAMS

## Offense

- With an offensive front featuring four new starters, Aggie QBs have been sacked just twice (while attempting 91 passes) and have allowed just four tackles for loss of yardage through the first two games. Starting QB Trevor Knight has not been sacked in 2016.
- The Aggies' 2016 O-line starters combine to weigh 1,555 pounds or 311.0 per player, which makes them the second-largest Maroon Goon starting five in school history.
- Under veteran offensive coordinator Noel Mazzone's direction, the Aggies have exhibited a balanced attack with 516 rushing yards (on 79 carries) and 634 passing yards (on 91 pass attempts).
- Newcomers Keith Ford and Trayveon Williams combine to average 21 carries/118 yards in the first two games of 2016.
- Preseason All-SEC WR Christian Kirk is tied for the SEC lead in receptions with 13 through two games, while his 164 receiving yards rank No. 4.
- After just 15 career games, Kirk is seven catches away from 100 career catches. When he reaches 100, the Aggies will have three receivers on the team with 100+ career catches (Josh Reynolds has 109 and Ricky Seals-Jones has 103).
- Senior WR Josh Reynolds is one of seven SEC receivers averaging over 20 yards per catch. Last season, Reynolds' 17.8 yards per catch average was tops in the SEC among receivers with more than 35 catches (he had 51 for 907).
- Christian Kirk surpassed the 2,000-yard plateau in career all-purpose yardage last week in his 15th career game, which tied for the fastest in school history. Dante Hall also reached 2,000 a-p yards in his 15th career game from 1996-97.
- Two other players are within reach of the 2,000-yard plateau in career all-purpose yardage - junior WR/RS Speedy Noil needs just 53 yards, while Josh Reynolds is 120 yards away from 2k.
- The Aggies already have 13 players with at least one pass reception, including 10 with multiple catches.
- The Aggies' offense is led by graduate transfer QB Trevor Knight, who joined the team in January after playing three seasons for the Oklahoma Sooners.

- Through two games, Knight is averaging 346.0 yards of total offense/game. He posted his career high in total offense with 422 yards in less than three quarters of action against PVAMU. Knight passed for 344 yards, rushed 78 yards and was responsible for four TDs.
- Knight's stats at OU were 3,424 passing yards/25 TDs and 852 rushing yards/8 TDs. He was named the MVP of OU's 2014 Sugar Bowl win over Alabama after connecting on 32-of-44 passes for 348 yards and four TDs.

## Defense

- Last week's shutout of PVAMU was the Aggies' second in their last five games, joining the 25-0 blanking of Vanderbilt in game 11 of 2015. Prior to the two recent shutouts, the Aggies went 147 games and 10 full seasons without a goose egg.
- In the 15 games with John Chavis as the Aggies' defensive coordinator, Texas A&M has posted two shutouts, limited opponents to less than 200 passing yards nine times, has only allowed more than 30 points only once (aided by three defensive scores) and generated double-digit tackles for loss in five games.
- Rush defense was huge concern entering 2016 after the Aggies gave up an average of 213.7 rushing yards per game (5.0 per carry) last year. After facing UCLA and PVAMU in 2016, the Aggies are allowing only 78.5 rushing yards per game (2.3 per carry).
- Last week's 32 rushing yards allowed was the low of the Kevin Sumlin era and lowest since the Aggies allowed only 31 rushing in the 2010 season-opener against Stephen F. Austin.
- Despite returning the top five tacklers from 2015, the Aggies' leading tackler through two games is first-year CB starter Nick Harvey. Harvey leads the way with 15 tackles, with 10 solo hits.
- LB Shaan Washington had an impressive five PBUs last week vs. PVAMU.
- SS Justin Evans was named Nagurski and Thorpe National Defensive POTW for his performance in the Aggies' season-opening win over then-No. 16 UCLA when he made two INTs and had the game-clinching PBU on the final play. Last week, he led the team with five tackles, broke up two passes and blocked a FG vs. PVAMU.

## Special Teams

- New starters at punter and placekicker have been no problem for the Aggies through two games with sophomore PK Daniel LaCamera connecting on 16-of-17 placekicks (4-of-5 on FGs) and junior P Shane Tripucka averaging a solid 45.1 on punts.
- LaCamera showed his strong leg with a 48-yard bomb vs. PVAMU.
- Tripucka has deposited three of his nine punts inside the opponent 20.
- Sophomore LB Cullen Gillaspia, who was awarded a scholarship at the conclusion of fall camp, has been the Aggies' 12th Man in the first two games. Also listed as the top backup at WLB, Gillaspia already has four tackles in 2016.
- Junior CB/RS Nick Harvey took his first punt return of the season back 73 yards for a touchdown vs. PVAMU.
- Christian Kirk was the Aggies' top punt and kickoff returner in 2015. He averaged a school record 24.4 yards on punt returns with two TDs and averaged 19.2 yards on kickoff returns last season.
- Speedy Noil is another proven commodity at return specialist with career averages of 23.2 on kickoff returns (39-906) and 11.6 on punt returns (17-197).

## Coaching Staff

- The Aggies had three new additions to their coaching staff in 2016.
- Veteran play-caller Noel Mazzone came to Texas A&M after serving four seasons on Jim Mora's staff at UCLA. Mazzone and Sumlin worked on Jim Wacker's Minnesota staff in 1993 and 1994.
- Jim Turner returned to Texas A&M to oversee the Aggies' offensive line. Turner previously coached the Aggies' O-line from 2008-11 under then-head coach Mike Sherman. Among the players Turner recruited or developed were NFL first-rounders Luke Joeckel, Jake Matthews and Cedric Ogbuehi.
- David Turner moved from SEC foe Mississippi State to Texas A&M to oversee the Aggies' defensive tackles and serve as the run defense coordinator.

## RANDOM FACTS

- Junior WR Ricky Seals-Jones and NFL 2,000-yard rusher Eric Dickerson (both from Sealy, Texas) are cousins ... Redshirt freshman C Erik McCoy and former A&M and NFL running back Jorvorskie Lane (both from Lufkin, Texas) are cousins.
- Senior WR Josh Reynolds and freshman DB Moses Reynolds are brothers ... Freshman OLs Austin and Riley Anderson are identical twins (most recent set of twins to play for the Aggies were Luke and Matt Joeckel).
- Junior DE Qualen Cunningham's father, Rick, was a 290-pound offensive lineman for the Aggies from 1988-89 and played eight seasons in the NFL. ... Freshman walkon LB Jordan Driver's father, Trent, lettered for the Aggies from 1994-97 and ranked third on the team with 82 tackles as a senior in 1997. ... Junior TE Tanner Schorp's father, Greg, was a two-time all-conference tight end for the Aggies in 1992 and 1993.
- Freshman walkon TE Luke Laufenberg's father, Babe Laufenberg, was a record-setting QB for Indiana under then-head coach Lee Corso and went on to a long career in the NFL. He currently serves as the color analyst for the Dallas Cowboys Radio Network.
- Junior punter Shane Tripucka's grandfather was the legendary Notre Dame and Denver Broncos signalcaller, Frank Tripucka, who was the first pro QB to pass for 3,000 yards in a season. Shane's uncle, Kelly Tripucka, played 10 seasons in the NBA for the Detroit Piston and Utah Jazz and was a two-time All-Star.

## YEAR 2 UNDER CHIEF

The Texas A&M defense will be entering his second season under the direction of longtime SEC defensive coordinator John "Chief" Chavis after making huge strides from 2014 to 2015.

### Comparing 2015 to 2014

Stat Category	2015 (FBS RK)	2014 (FBS RK)
Total Defense	380.0 (#51)	450.8 (#104)
Pass Defense	166.3 (#4)	234.8 (#83)
Run Defense	213.7 (#108)	216.0 (#111)
Scoring Defense	22.0 (#28)	28.1 (t#77)
Tackles for loss	111 (t#3)	76 (t#60)
3rd D % Against	33.0% (#16)	40% (#67)

## SUMLIN VS. TOP 25

In his ninth season as a head coach, fifth-year Aggie coach **Kevin Sumlin** has a career record of 13-12 against teams ranked in the Associated Press Top 25 (10-11 at A&M).

- Sumlin's five road wins and eight wins away from Kyle vs. AP Top 25 squads are already the most by any coach in school history.
- Sumlin's record against non-conference teams ranked in the AP Top 25 is a perfect 5-0 (wins over No. 22 Louisiana Tech and No. 11 Oklahoma in 2012, No. 22 Duke in 2013, No. 15 Arizona State in 2015 and No. 16 UCLA in 2016).
- Saturday's win over No. 16 UCLA was Kevin Sumlin's 10th win over an AP Top 25-ranked opponent. The victory moved him into a tie with Jackie Sherrill for second-most AP Top 25 wins by a Texas A&M head coach. R.C. Slocum leads the list with 17 wins vs. ranked opponents.

### Sumlin vs. the AP Top 25 (at TAMU)

Opponent, Year	AP rank	Result
Florida, 2012	No. 24	L, 20-17
vs. Louisiana Tech, 2012	No. 22	W, 59-57
LSU, 2012	No. 6	L, 24-19
at Mississippi State, 2012	No. 17	W, 38-13
at Alabama, 2012	No. 1	W, 29-24
vs. *Oklahoma, 2013	No. 11	W, 41-13
Alabama, 2013	No. 1	L, 49-42
Auburn, 2013	No. 24	L, 45-41
at LSU, 2013	No. 18	L, 34-10
at Missouri, 2013	No. 5	L, 28-21
vs. Duke, 2013	No. 22	W, 52-48
at South Carolina, 2014	No. 9	W, 52-28
at Mississippi State, 2014	No. 12	L, 31-48
Ole Miss, 2014	No. 3 (tie)	L, 20-35
at Alabama, 2014	No. 7	L, 0-59
at Auburn, 2014	No. 3	W, 41-38
vs. Arizona State, 2015	No. 15	W, 38-17
Mississippi State, 2015	No. 21	W, 30-17
Alabama, 2015	No. 10	L, 23-41
Ole Miss, 2015	No. 24	L, 3-23
UCLA	No. 16	W, 31-24 <sup>OT</sup>

### Sumlin vs. the AP Top 25 (at UH)

at East Carolina, 2008	No. 23	W, 41-24
Tulsa, 2008	No. 25	W, 70-30
at Oklahoma State, 2009	No. 5	W, 45-35
Southern Miss, 2011	No. 24	L, 49-28



## 2016 STANDINGS

### Eastern

Team	All	SEC
Florida	2-0	1-0
South Carolina	1-1	1-1
Georgia	2-0	0-0
Tennessee	2-0	0-0
Missouri	1-1	0-0
Vanderbilt	1-1	0-1
Kentucky	0-2	0-1

### Western

Team	All	SEC
Mississippi St.	1-1	1-0
Alabama	2-0	0-0
Arkansas	2-0	0-0
Texas A&M	2-0	0-0
Auburn	1-1	0-0
LSU	1-1	0-0
Ole Miss	1-1	0-0

## THIS WEEK IN THE SEC

### Saturday, Sept. 17

Texas State at Arkansas [TV: SEC Network] (6:30 p.m. CT)  
 \*Texas A&M at Auburn [TV: ESPN] (6 p.m. CT)  
 North Texas at Florida [TV: ESPN] (6:30 p.m. CT)  
 New Mexico State at Kentucky [TV: SEC Network] (3 p.m. CT)  
 \*Mississippi State at LSU [TV: ESPN2] (6 p.m. CT)  
 \*Alabama at Ole Miss [TV: CBS] (2:30 p.m. CT)  
 \*Georgia at Missouri [TV: SEC Network] (6:30 p.m. CT)  
 East Carolina at South Carolina [TV: SEC Network] (3 p.m. CT)  
 Ohio at Tennessee [TV: SEC Network] (11 a.m. CT)  
 Vanderbilt at Georgia Tech [TV: ACC Network] (11:30 a.m. CT)

\* -- SEC game



## SUMMER TRIP TO HAITI

Last summer, 29 Texas A&M student-athletes went on a humanitarian trip to the impoverished island nation Haiti.

- Among the 29 Aggies were student-athletes from football, equestrian, volleyball and soccer.
- The trip was organized through Mission of Hope Haiti, a faith-based organization that regularly hosts people of all ages for mission trips to Haiti.

### Haiti Mission Trip Participants (29)

#### Football (15)

Otaro Alaka  
Reggie Chevis  
Jermaine Eluemunor  
Austin Frey  
Myles Garrett  
Grant Gustafson  
Daeshon Hall  
Jake Hubenak  
Trevor Knight  
Daylon Mack  
Koda Martin  
Jason Moore  
Boone Niederhofer  
Josh Reynolds  
Shaan Washington

#### Volleyball (12)

Stephanie Aiple  
Victoria Arenas  
Jazzmin Babers  
Lourdes Castro Narvaez  
Margaret Connett  
Amy Houser  
Katelyn Labhart  
Gabrielle Litwin  
Kiara McGee  
Amy Nettles  
Paige Panter  
Ashlie Reasor

#### Soccer (1)

Taylor Saucier

#### Equestrian (1)

Sophie Reiter



## FAMILY CONNECTIONS

### BROTHERS




**Josh Reynolds**  
Senior WR has 19 career receiving TDs



**Moses Reynolds**  
True freshman DB



**Austin Anderson**  
True freshman OL



**Riley Anderson**  
True freshman OL

### FATHER / SON



**Rick Cunningham**  
Letterman 1988-89, played 8 NFL seasons



**Qualen Cunningham**  
Valuable reserve DE, strong pass rusher



**Trent Driver**  
Letterman 1994-97



**Jordan Driver**  
True freshman LB



**Greg Schorp**  
All-SWC TE in 1991-92




**Tanner Schorp**  
Starter at H-Back, Former D-lineman

### FAMILIES



**Bob McQueen**  
Texas HS coaching legend (grandfather)



**Mark McQueen**  
Letterman 1981-82 (father)



**Conner McQueen**  
Senior QB and holder on FG/PAT



**Frank Tripucka**  
Legendary Denver Broncos QB (grandfather)



**Kelly Tripucka**  
Two-time NBA All-Star (uncle)



**Shane Tripucka**  
Junior starter at punter




**Babe Laufenberg**  
Record-setting QB at Indiana, NFL QB, Dallas Cowboys radio analyst



**Luke Laufenberg**  
True freshman TE

### COUSINS



**Jorvorskie Lane**  
School-record 50 TDs from 2005-08



**Erik McCoy**  
Redshirt freshman starter at center, SEC OL of Week



**Eric Dickerson**  
Half of SMU's famed "Pony Express, NFL Hall of Famer



**Ricky Seals-Jones**  
In his third year at WR starter, 100+ career catches

## AGGIES IN THE NFL

(on 2016 NFL opening day rosters)

Player (Years at Texas A&M)	Pos.	NFL Team
Martellus Bennett (2005-07)	TE	New England Patriots
Michael Bennett (2005-08)	DL	Seattle Seahawks
Randy Bullock (2008-11)	PK	New York Giants
Tra Carson (2013-15)	RB	Cincinnati Bengals
Joe Cheek (2012-15)	OL	Houston Texans
Mike Evans (2012-13)	WR	Tampa Bay Buccaneers
Deshazor Everett (2011-14)	DB	Washington Redskins
De'Vante Harris (2012-15)	DB	New Orleans Saints
Germain Ifedi (2013-15)	OL	Seattle Seahawks
Tony Jerod-Eddie (2008-11)	DL	San Francisco 49ers
Luke Joeckel (2010-12)	OL	Jacksonville Jaguars
Drew Kaser (2011-15)	P	San Diego Chargers
Josh Lambo (2013-14)	PK	San Diego Chargers
Shane Lechler (1996-99)	P	Houston Texans
Patrick Lewis (2009-12)	OL	Buffalo Bills
Jake Matthews (2010-13)	OL	Atlanta Falcons
Christine Michael (2009-12)	RB	Seattle Seahawks
Von Miller (2007-10)	LB	Denver Broncos
Don Muhlbach (2002-03)	DS	Detroit Lions
Julien Obioha (2012-15)	DL	New York Jets
Cedric Ogbuehi (2011-14)	OL	Cincinnati Bengals
Sean Porter (2009-12)	LB	Jacksonville Jaguars
Ryan Tannehill (2008-11)	QB	Miami Dolphins
Steven Terrell (2009-12)	DB	Seattle Seahawks
Cody Wallace (2005-07)	OL	Pittsburgh Steelers
Brandon Williams (2013-15)	DB	Arizona Cardinals



**Von Miller**  
2016 Super Bowl MVP



**Gary Kubiak**  
2016 Super Bowl  
Winning Head Coach



**Shane Lechler**  
17th season in the NFL

## AGGIES ON NFL COACHING STAFFS

Dennis Allen (1992-95)	Defensive Coordinator	New Orleans Saints
Dan Campbell (1995-98)	Asst. Head Coach/TE	New Orleans Saints
Kyle Caskey (1999-02)	Running Backs	Cincinnati Bengals
Aaron Glenn (1992, 93)	Defensive Backs	New Orleans Saints
Johnny Holland (1983, 84, 85, 86)	Inside Linebackers	Cleveland Browns
Gary Kubiak (1980, 81, 82)	Head Coach	Denver Broncos

### Notables

- The longest tenured Aggie in the league is All-Pro punter Shane Lechler with the Houston Texans. Lechler begins his 17th season in the NFL after being a fifth-round selection in the 2000 NFL draft.
- For the sixth straight year, the Aggies had a first-round NFL draft pick and for the fourth straight year it was an offensive lineman as Germain Ifedi was selected by the Seattle Seahawks.
- The defending Super Bowl Champion Denver Broncos are led by Aggie Gary Kubiak who was recently named a Lifetime Achievement Award winner by the Texas A&M Lettermen's Association. Bronco linebacker Von Miller is the reigning Super Bowl MVP.

## WEEKLY HONOR ROLL

### Game 1 vs. UCLA (9/3)

#### **Justin Evans**

Bronko Nagurski National Defensive Player of the Week

Jim Thorpe Award Player of the Week

CollegeSportsMadness.com National Defensive Player of the Week.

#### **Erik McCoy**

SEC Offensive Lineman of the Week.

### Game 2 vs. PVAMU (9/10)

#### **Christian Kirk**

Tyler Rose Award Weekly Honor Roll

#### **Trevor Knight**

Tyler Rose Award Weekly Honor Roll



## NIGHTMARE FOR QBs, OCs

Junior DE **Myles Garrett** is, arguably, the nation's most feared pass rusher.

- Garrett led the SEC with 12.5 QB sacks, 19.5 tackles for loss and five forced fumbles. He also has 59 tackles, 10 QB hurries, a blocked punt and an interception on his 2015 resume.
- Garrett was a finalist for the Rotary Lombardi Award (college lineman of the year), the Hendricks Award (top DE), a semifinalist for the Bednarik Award (defensive POY) and was a quarter-finalist for the Lott IMPACT Trophy.
- Garrett was named the SEC DL of the Week twice in 2015 (MSU and ALA).
- Garrett tied a career-high with 3.5 sacks vs. NEV in 2015 despite having his wisdom teeth removed less than a week previously.
- Nevada schemed for the challenge of facing Garrett by having its scout team defensive ends line up offsidies in practice to simulate Garrett's quickness, according to the SEC Network TV crew.
- His older sister, Brea Garrett, was a NCAA Champion thrower for the A&M track and field team. His older brother, Sean Williams, has played for several NBA teams and currently plays basketball overseas.
- Among his measurables are: 40-yard dash: 4.46; broad jump: 9 feet, 5 inches; vertical jump: 38.5 inches; power clean: 372 pounds; deadlift: 528 pounds; incline bench press: 355 pounds; leg press: 1,100 pounds.
- Described as a "dino-geek," Garrett says of his post-football life: "I want to be a paleontologist, whether it's amateur or professional." (Sports Illustrated, July 27, 2015)



## RACING TO THE QB

Senior DE **Daeshon Hall** emerged as one of the SEC's most disruptive defenders with 7.0 QB sacks and 14.5 tackles for loss in 2015.

- Hall and Myles Garrett combined to average 1.50 QB sacks per game, which was more than any other tandem in the SEC in 2015.
- Garrett said of the pair's friendly competition to get to the quarterback, "It's a race to get to the quarterback every time."
- Hall came to Texas A&M on his recruiting visit in 2013 as a 208-pound "basketball player," according to head coach Kevin Sumlin. He has bulked up to 270 pounds as a junior.
- Hall's nickname is "Dae Dae."
- Hall moved from Seattle, Wash., to Lancaster, Texas in high school. His high school coach Chris Gilbert got his first glimpse of Hall playing basketball. "He was just like hammering dunks," Gilbert said. "He was a little thin, but I could tell he was strong. He said, 'Coach, I love basketball but everybody tells me they think I can play on Sundays, and I think I can.'" (Dallas Morning News, Sept. 12, 2014)
- Hall's four-sack effort vs. ASU in 2015 tied for second-most in a single game in school history, trailing only the five-sack performance by Alex Morris vs. Houston in 1987. Hall matched the sack total of three first-team All-Americans: Jacob Green, Ray Childress and John Roper.



## TACKLING MACHINE

Junior FS **Armani Watts** had a record-setting season in 2015 with six double-digit tackle games, including a 20-tackle effort vs. Ole Miss, and he ranked No. 2 in the SEC with 126 tackles (9.7 per game).

- With 126 tackles, Watts was the first Aggie to hit the century mark since LB Michael Hodges had 115 in 2010. Only a handful of Aggie DBs have reached 100 tackles in a season, most recently Jaxson Appel had 135 in 2003.
- Watts led the SEC with an amazing 83 solo tackles.
- His 20-tackle game vs. the Rebels was the second-most prolific tackle game by a DB in school history. Safety Larry Horton matched the overall school record with 24 tackles vs. Baylor in 1990 (originally set by LB Larry Kelm in 1985).
- Watts finished 2015 tied for 14th nationally with 126 tackles.
- A consensus 4-star recruit out of North Forney HS, Watts earned all-state honors at safety and was an all-district pick on offense and defense and as a return man.

### 2015 SEC Tackles Leaders

Rk	Player, Pos., School	Total	Avg.
1.	Kentrell Brothers, LB, MIZZ	152	12.7
2.	<b>Armani Watts</b> , DB, TAMU	126	9.7
3.	Johnathan Ford, DB, AUB	118	9.1
4.	Skai Moore, LB, SC	111	9.3
5.	Richie Brown, LB, MSU	109	8.4

### 2015 SEC Solo Tackles Leaders

Rk	Player, Pos., School	Total
1.	<b>Armani Watts</b> , DB, TAMU	83
2.	Kentrell Brothers, LB, MIZZ	73
3.	Zach Cunningham, LB, VU	69
	Skai Moore, LB, SC	69
5.	Johnathan Ford, DB, AUB	68



## RECORD-SETTING REYNOLDS

Josh Reynolds led the SEC with a 17.8 per catch average among players with more than 35 catches in 2015. Reynolds finished his junior year with 907 yards and five touchdowns on 51 catches.

- Reynolds had four 100-yard games in 2015 -- 3 for 106 vs. Arkansas, 7 for 141 vs. Mississippi State, 3 for 105 vs. Vanderbilt and 11 for 177 vs. Louisville in the Music City Bowl.
- Reynolds scored on a 95-yard TD catch and run against Vanderbilt, which ranked as the second-longest pass play in school history.
- Reynolds' 13 receiving TDs in 2014 broke the school record of 12 originally set by Jeff Fuller in 2010 and matched by 2014 NFL first-round pick Mike Evans in 2013.
- Overlooked by FBS programs out of HS, Reynolds went to Tyler JC as a full qualifier and then transferred to A&M with three years of eligibility in 2014. The FB coaching staff was tipped off to Reynolds by TAMU T&F coach Pat Henry, who had recruited Reynolds as a high jumper.
- Reynolds' younger brother, Moses, is a true freshman defensive back for the Aggies.

### TAMU Career Receiving TDs

Player, Years	TDs
Jeff Fuller, 2008-11	34
Ryan Swope, 2009-12	24
Uzoma Nwachukwu, 2009-12	19
Bob Long, 1966-68	19
<b>Josh Reynolds, 2014-</b>	<b>19</b>



## HONEY BADGER REDUX

Junior nickel back Donovan Wilson has drawn comparisons to former LSU playmaker Tyrann Mathieu or the "Honey Badger" because of his penchant for making big plays.

- Wilson ranked third in the SEC with five interceptions in 2015, which matched the entire Texas A&M team's output in 2014.
- Texas A&M defensive coordinator John Chavis says of Wilson, "We need that catalyst and he's been that catalyst force. He's made big play after big play. (Former LSU All-American Tyrann Mathieu) had the 'it' factor. We're starting to see some of that with Donovan." (Bryan-College Station Eagle, Oct. 7, 2015)

### 2015 Wilson (13 gms) vs. 2011 Mathieu (13 gms)

Player	TFL	QBS	INT	PBU	FR	FF
Wilson	8.5	2.0	5	3	2	3
Mathieu	7.5	1.5	2	9	5	6

- Wilson fills the stat sheet like few other defenders. He ranked No. 4 on the team in tackles (63), had 8.5 TFL, 2.0 QBS, three FF, two FR and three PBUs, along with his five INTs last season.
- In regard to "turnover involvement," which tracks INTs, fumbles forced and fumble recovered, Wilson's 2015 season among some of the great names in Wrecking Crew history (stats incomplete prior to 1976).

### TAMU Turnover Involvement

Player, Pos, Year	INT/FF/FR	Total
Domingo Bryant, DB, 1985	4/4/5	13
Dat Nguyen, LB, 1996	3/6/3	12
Kevin Smith, CB, 1989	9/1/1	11
<b>Donovan Wilson, DB, 2015</b>	<b>5/3/2</b>	<b>10</b>
Several with nine		

- A late addition to the Aggies' 2014 signing class, Wilson led the Shreveport, La., area with 13 interceptions while earning All-City Defensive POY (Shreveport Times) and Louisiana Class 4A all-state honors.



## DO-IT-ALL KIRK

Sophomore WR/RS Christian Kirk burst onto the scene in 2015 as one of the most dangerous and versatile players in the nation. He was named SEC Freshman and Newcomer of the Year in 2015 and was a preseason All-SEC pick as a receiver, return specialist and all-purpose.

- Kirk led all SEC freshmen in touchdowns (8), receptions (6.2/G), receiving yards (77.6/G), punt return average (24.4), all-purpose yards (1,789).
- Kirk averaged 14.3 yards per touch, which was tops in the SEC.
- He set the freshman school record with 1,789 all-purpose yardage and was just off the overall school record of 1,806 set by Cyrus Gray in 2010.
- Kirk earned SEC weekly honors twice -- Freshman POW honors after the ASU win and Special Teams POW after ARK.
- His four 100-yard receiving games in 2015 were the most by any freshman in A&M history.
- Kirk was a game-breaker for the Aggies as a punt returner with two returns for touchdowns and an NCAA-best three returns of 50 yards or more (tie).
- A consensus 5-star recruit out of Saguaro HS in Scottsdale, Ariz., Kirk was an early enrollee at Texas A&M in January of 2015.



### **TOUGH MATCHUP**

At 6-foot-5 and 240 pounds, junior WR Ricky Seals-Jones ranks as one of the toughest matchups for defensive backs in the nation.

- Seals-Jones has been consistently praised as one of the team's top blockers on the perimeter.
- Seals-Jones has been the team's third-leading receiver the past two seasons with 49 catches in 2014 and 45 in 2015.
- His receptions single game high is 10 catches vs. Mississippi State in 2014, which ranks as one of five double-digit catch games by a freshman.
- RSJ played in two games as a true freshman in 2013 before suffering a season-ending injury. In his first career game, Seals-Jones reeled off a 71-yard TD catch and run against Rice that remains his career long.
- The early-season showdown of future Texas A&M signees Seals-Jones of Sealy HS and QB Kohl Stewart of St. Pius in 2012 was the first destination of the "Swag-copter" when head coach Kevin Sumlin used a helicopter to get from College Station to St. Pius' Parsley Field in Houston.



### **GRADUATE TRANSFER QB**

Graduate transfer Trevor Knight is pencilled in as the \*first upperclassman QB starter of the Kevin Sumlin era at Texas A&M (\* -- Junior Matt Joeckel started the 2013 season-opener vs. Rice in place of Johnny Manziel, who was suspended for the first half).

- Knight joined the Aggies in January as a graduate transfer after playing three seasons at the University of Oklahoma.
- Knight was named the QB starter after spring drills.
- At OU, Knight started 15 games, including two bowl games. He passed for more than 3,000 yards and had 25 career touchdowns in three seasons, while also rushing for more than 800 yards.
- Knight had four 300-yard passing games and two 100-yard rushing games at OU.
- His fraternal twin brother, Connor, is a senior fullback for the Sooners.
- Knight earned his bachelor's degree in finance at OU and is pursuing his master's degree in management at Texas A&M.
- Knight helped spearhead the Aggies' humanitarian trip to Haiti last summer, and had made previous trips to the impoverished nation while at OU.



### **BALL HAWK SAFETY**

Senior SS Justin Evans has a well-earned reputation as one of the SEC's biggest hitters. He added ball-hawk to his repertoire with a pair of pickoffs vs. highly-touted UCLA QB Josh Rosen.

- Evans was spectacular in the season-opener against UCLA with a pair of interceptions, another broken up pass, a 21.0 average on kickoff returns and eight tackles.
- Evans ranked No. 3 on the team with 78 tackles in 2015, and he also contributed an interception and three broken up passes.
- He had a season-high 10 tackles in SEC games against Alabama and Vanderbilt.
- Evans joined the Aggies as an early enrollee after transferring from Mississippi Gulf Coast Community College.
- Was also a standout baseball player in high school, batting .495 as a senior at Wiggins High School.



# KEVIN SUMLIN

## Head Coach

Years at TAMU:	5th (hired Dec. 10, 2011)
Coaching Record	38-16 at Texas A&M / 73-33 overall (9th season)
Birthdate:	Aug. 3, 1964
Hometown:	Indianapolis, Ind.
Wife:	Charlene
Children:	daughters Courtney and Shelby, sons Jackson and Joey
High School:	Brebeuf Jesuit Prep, Indianapolis, Ind.
College:	Purdue, 1988

- Kevin Sumlin enters his fifth season at Texas A&M in 2016. His 36 wins (36-16 record) after his first four seasons marked the second-fastest coaching start in school history behind R.C. Slocum's 39 wins from 1989-92.
- Sumlin was just the second Texas A&M head coach to lead the Aggies to at least eight wins in his each of his first four years.
- Sumlin's record against non-conference teams ranked in the AP Top 25 is a perfect 5-0 (wins over No. 22 Louisiana Tech and No. 11 Oklahoma in 2012, No. 22 Duke in 2013, No. 15 Arizona State in 2015 and No. 16 UCLA in 2016).
- Sumlin's 10 wins against AP Top 25 opponents is tied for second-most in program history with Jackie Sherrill. Slocum leads the list with 17 wins vs. ranked opponents.
- Sumlin was the first Texas A&M coach to win three straight bowl games (2012-14). His three bowl wins match the most by a Texas A&M head coach (Slocum had three from 1989-2002). He was the second head coach in program history to take his first four squads to a bowl game.
- Sumlin was the 2012 SEC Coach of the Year by the Associated Press and the SEC Co-Coach of the Year by the league head coaches.
- Sumlin was a 2009, 2011 and 2012 Paul "Bear" Bryant Coach of the Year finalist, and a AFCA Coach of the Year finalist in 2011.
- Sumlin was hired at Texas A&M on Dec. 10, 2011 after four highly successful seasons as head coach at the University of Houston.
- He compiled a 35-17 record at UH, and led the Cougars to three bowl games in his four seasons.
- He earned his degree in Criminology and Criminal Justice from Purdue University in 1988. Sumlin was a standout linebacker for the Boilermakers from 1983-86.
- Sumlin served as an assistant coach at Texas A&M from 2001-02. Was hired as assistant head coach and wide receivers coach, and he added offensive coordinator to his responsibilities early in the 2002 season after the offense struggled early in the season. With Sumlin calling the plays, the Aggie offense flourished, averaging 33.0 points and 419 yards per game for the remainder of the season after posting just 16.0 points and 286 yards per game previously. A highlight of the season included a 30-26 win over top-ranked Oklahoma with the Aggies gaining 404 total yards to key the victory.
- Other assistant coaching stops for Sumlin include: Oklahoma (2003-07), Purdue (1998-2000), Minnesota (1993-97) and Wyoming (1991-92). He got his coaching start as a graduate assistant at Washington State from 1989-90.
- Sumlin is a native of Indianapolis, Ind., and attended high school at Brebeuf Jesuit Prep. He was born Aug. 3, 1964, in Brewton, Ala.



# TEXAS A&M COACHES SPEED CHART

## SIDELINE



**KEVIN SUMLIN**  
**HEAD COACH**



**NOEL MAZZONE**  
**OFFENSIVE COOR. /**  
**QUARTERBACKS**

## PRESS BOX




**JOHN CHAVIS**  
**ASSOC. HEAD COACH /**  
**DEFENSIVE COOR.**  
**LINEBACKERS**



**JEFF BANKS**  
**SPECIAL TEAMS COOR./**  
**TIGHT ENDS**



**TERRY JOSEPH**  
**SECONDARY**



**AARON MOOREHEAD**  
**WIDE RECEIVERS**



**CLARENCE MCKINNEY**  
**RUNNING BACKS**



**TERRY PRICE**  
**DEFENSIVE ENDS**



**DAVID TURNER**  
**RUN DEFENSE COOR./**  
**DEFENSIVE TACKLES**



**JIM TURNER**  
**OFFENSIVE LINE**



**LARRY JACKSON**  
**FOOTBALL SPORTS**  
**PERFORMANCE**



# KYLE FIELD

- Home of the Aggies since 1905. Stadium built in 1927 and the horseshoe enclosed in 1929.
- Capacity: 102,577
- Stadium record crowd is 110,633 (A&M vs. Ole Miss, 10/11/2014).
- Kyle Field is named for former A&M Dean of Agriculture Edwin Jackson Kyle, who donated a 400 x 400-foot area of the southern edge of campus that had been assigned to him for horticultural experiments. It became the home of the Aggies.
- Texas A&M just finished a \$485 million re-development of Kyle Field that makes the Home of the 12th Man the largest football stadium in the SEC and the state of Texas.
- Texas A&M has led the SEC in home attendance the past two seasons, with an average of 105,122 in 2014 and 103,622 in 2015.

Texas A&M's 2015 attendance at Kyle Field surpassed the 700,000 level for the first time with a cumulative 725,354 attending the Aggies' seven home games. Texas A&M averaged 103,622 per game, which led the SEC for the second straight year.

## KYLE FIELD RECORD CROWDS

110,633	Ole Miss (2014)	L, 35-20
105,829	LSU (2014)	L, 23-17
105,733	Alabama (2015)	L, 41-23
104,756	Missouri (2014)	L, 34-27
104,728	Lamar (2014)	W, 73-3
104,625	Auburn (2015)	L, 26-10
104,455	Mississippi State (2015)	W, 30-17
104,213	Ball State (2015)	W, 56-23
103,867	Rice (2014)	W, 38-10
102,591	Nevada (2015)	W, 44-27

## KYLE FIELD RECORD SEASON AVERAGES

1.	105,122	2014	630,735 / 6 games
2.	103,622	2015	725,354 / 7 games
3.	87,183	2011	610,283 / 7 games
4.	87,125	2013	697,003 / 8 games
5.	87,014	2012	522,083 / 6 games
6.	82,711	2001	496,268 / 6 games
7.	82,477	2010	577,338 / 7 games
8.	82,207	2007	575,450 / 7 games
9.	82,193	2008	575,351 / 7 games
10.	80,198	2002	561,389 / 7 games



### SCHEDULE BREAKDOWN -- RANKINGS / TV / RADIO

Date	AP/HC/CF	Opponent (AP/HC/CF)	TV/Kickoff	Play-by-Play, Analyst (s), Sideline	National Radio	Play-by-Play, Analyst, Sideline
9/3	RV/RV	UCLA (16/24)	CBS/2:30 pm	Verne Lundquist, Gary Danielson, Allie LaForce	Compass Media	Gregg Daniels, Tony Hill
9/10	20/24	Prairie View A&M (n/a)	SEC N/11 am	Roy Philpott, Clint Stoerner, Kevin Weidl		
9/17	17/20	at Auburn (RV/RV)	ESPN/6 pm	Dave Flemming, Brian Griese, Todd McShay		
9/24		vs. Arkansas	ESPN/8 pm			
10/1		at South Carolina				
10/8		Tennessee				
10/22		at Alabama				
10/29		New Mexico State				
11/5		at Mississippi State				
11/12		Ole Miss				
11/19		UTSA				
11/24		LSU	ESPN/6:30 pm			

### AGGIES IN THE RANKINGS (WEEK BY WEEK)

Poll	Pre	W2	W3	W4	W5	W6	W7	W8	W9	W10	W11	W12	W13	W14	W15	FIN
College FB Playoff	--															
Associated Press	RV	20	17													
Amway Coaches	RV	24	20													

#### Associated Press Top 25

RK	TEAM	RECORD	PTS	LW
1.	Alabama (56)	2-0	1520	1
2.	Florida St. (4)	2-0	1437	3
3.	Ohio St.	2-0	1359	4
4.	Michigan (1)	2-0	1298	5
5.	Clemson	2-0	1284	2
6.	Houston	2-0	1264	6
7.	Stanford	1-0	1137	7
8.	Washington	2-0	983	8
9.	Wisconsin	2-0	893	10
10.	Louisville	2-0	890	13
11.	Texas	2-0	872	11
12.	Michigan St.	1-0	747	12
13.	Iowa	2-0	694	16
14.	Oklahoma	1-1	686	14
15.	Tennessee	2-0	665	17
16.	Georgia	2-0	584	9
17.	Texas A&M	2-0	564	20
18.	Notre Dame	1-1	526	18
19.	Mississippi	1-1	473	19
20.	LSU	1-1	391	21
21.	Baylor	2-0	305	23
22.	Oregon	2-0	292	24
23.	Florida	2-0	205	NR
24.	Arkansas	2-0	198	NR
25.	Miami (FL)	2-0	197	25

Others receiving votes: TCU 62, Utah 62, S. Diego St. 51, UCLA 47, Boise St. 42, Pittsburgh 39, Oklahoma St. 22, Nebraska 11, N. Carolina 10, Auburn 7, Cent. Michigan 4, Colorado 2, Arizona St. 1, Cincinnati 1

#### USA Today Coaches Poll

RK	TEAM	RECORD	PTS	LW
1.	Alabama (62)	2-0	1598	1
2.	Florida St. (1)	2-0	1490	3
3.	Clemson (1)	2-0	1447	2
4.	Ohio St.	2-0	1440	4
5.	Michigan	2-0	1279	6
6.	Stanford	1-0	1257	5
7.	Houston	2-0	1243	7
8.	Michigan St.	1-0	1034	8
9.	Washington	2-0	945	11
10.	Louisville	2-0	894	15
11.	Iowa	2-0	875	10
12.	Wisconsin	2-0	793	16
13.	Georgia	2-0	777	9
14.	Oklahoma	1-1	723	13
15.	Tennessee	2-0	718	14
16.	Texas	2-0	648	20
17.	Mississippi	1-1	525	18
18.	Notre Dame	1-1	453	21
19.	Baylor	2-0	452	19
20.	Texas A&M	2-0	425	24
21.	Oregon	2-0	403	23
22.	LSU	1-1	318	22
23.	Florida	2-0	267	25
24.	Arkansas	2-0	170	NR
25.	Miami (FL)	2-0	137	NR

Others receiving votes: TCU 110, N. Carolina 56, Utah 52, Nebraska 47, UCLA 42, Boise St. 37, Oklahoma St. 29, S. Diego St. 27, Pittsburgh 25, Auburn 15, South Florida 12, West Virginia 9, Navy 8, Arizona St. 7, Appalachian St. 3, Georgia Southern 2, Colorado 2, W. Kentucky 1, W. Michigan 1, Marshall 1, Toledo 1, Cent. Michigan 1, Minnesota 1

# SQUAD BREAKDOWN

## STARTERS RETURNING

### OFFENSE (6)

WR-- Christian Kirk	(11 starts in 2015)
WR-- Josh Reynolds	(12 starts in 2015)
WR-- Ricky Seals-Jones	(11 starts in 2015)
WR-- Damion Ratley	(7 starts in 2015)
LT-- Avery Gennesy	(13 starts in 2015)
LG-- Keaton Sutherland	(7 starts in 2015)

### DEFENSE (6)

DE-- Daeshon Hall	(13 starts in 2015)
DE-- Myles Garrett	(13 starts in 2015)
LB-- Shaan Washington	(13 starts in 2015)
Nic- Donovan Wilson	(7 starts in 2015)
FS-- Armani Watts	(13 starts in 2015)
SS-- Justin Evans	(12 starts in 2015)

### SPECIAL TEAMS (4 POSITIONS)

HOL-- Conner McQueen	(perfect on holds in 2015)
SNP- Austin Frey	(Snaps on punts)
Christian Robertson	(Snaps on PAT/FG)
KR-- Christian Kirk	(19.2 avg. per return/Long 40)
PR-- Christian Kirk	(24.4 avg. per return/2 TDs)

## STARTERS LOST

### OFFENSE (5)

RT-- Germain Ifedi	(13 starts in 2015, 37 career starts)
C-- Mike Matthews	(13 starts in 2015, 36 career)
RG-- Joseph Cheek	(13 starts in 2015, 23 career starts)
RB-- Tra Carson	(13 starts in 2015, 17 career starts)
QB-- Kyle Allen	(9 starts in 2015, 14 career starts)

### DEFENSE (5)

DT-- Julien Obioha	(10 starts in 2015, 46 career starts)
DT-- Alonzo Williams	(13 starts in 2015, 34 career starts)
LB-- A.J. Hilliard	(8 starts in 2015, 9 career starts)
CB-- De'Vante Harris	(13 starts in 2015, 38 career starts)
CB-- Brandon Williams	(13 starts in 2015, 17 career starts)

### SPECIAL TEAMS (2)

PLK- Taylor Bertolet	(22-of-31 FG, 38-of-38 PAT, 104 pts)
P-- Drew Kaser	(60 punts, 47.5 avg., 71 long)

## RETURNING STATISTICAL LEADERS

### RUSHING

James White, RB	55 carries, 196 net, 3.6 avg., 1 TD
Kwame Etwi, RB	20 carries, 151 net, 7.6 avg.

### PASSING

Jake Hubenak, QB	40-of-75, 399 yards, 1 Int, 3 TD
------------------	----------------------------------

### RECEIVING

Christian Kirk, WR	80 receptions, 1009 yards, 7 TD
Josh Reynolds, WR	51 receptions, 907 yards, 5 TD
Ricky Seals-Jones, WR	45 receptions, 560 yards, 4 TD
Speedy Noil, WR	21 receptions, 226 yards, 2 TD
Damion Ratley, WR	15 receptions, 200 yards, 2 TD
Jeremy Tabuyo, WR	9 receptions, 102 yards, 3 TD
Edward Pope, WR	8 receptions, 65 yards

### ALL-PURPOSE

Christian Kirk, WR/RS	54 rush, 1,009 receive, 341 PR, 385 KOR, 1,789 A-P
-----------------------	--

### SPECIAL TEAMS

Christian Kirk, RS	14-341/24.4 avg. PR, 20-385/19.2 avg. KOR
--------------------	---

### TACKLES

Armani Watts, DB	126 tackles, 1 INT, 2 forced fumbles
Shaan Washington, LB	81 tackles, 1 sack, 1 forced fumble
Justin Evans, DB	78 tackles, 1 INT, 3 PBU
Donovan Wilson, DB	63 tackles, 5 INT, 3 forced fumbles
Myles Garrett, DL	59 tackles, 12.5 sacks, 5 forced fumbles
Daeshon Hall, DL	54 tackles, 7.0 sacks, 2 forced fumbles
Richard Moore, LB	39 tackles, 1.0 sack, 7.5 TFL

## LETTERMEN RETURNING (50)

Offense (18) – Jermaine Eluemunor, Kwame Etwi, Avery Gennesy, Jake Hubenak, Frank Iheanacho, Jamal Jeffery, Christian Kirk, Connor Lanfear, Koda Martin, Boone Niederhofer, Speedy Noil, Edward Pope, Damion Ratley, Josh Reynolds, Ricky Seals-Jones, Keaton Sutherland, Jeremy Tabuyo, James White

Defense (29) – Otaro Alaka, Devonta Burns, DeShawn Capers-Smith, Reggie Chevis, Qualen Cunningham, Victor Davis, Justin Dunning, Landis Durham, Noel Ellis, Justin Evans, Riley Garner, Myles Garrett, Claude George, Daeshon Hall, Nick Harvey, Zaycoven Henderson, Jarrett Johnson, Kingsley Keke, James Lockhart, Daylon Mack, Richard Moore, Tanner Schorp, Alex Sezer, Jr., Dwaine Thomas, Hardreck Walker, Josh Walker, Shaan Washington, Armani Watts, Donovan Wilson

Special Teams (3) – Austin Frey, Conner McQueen, Christian Robertson

## LETTERMEN LOST (26)

Offense (16) – Kyle Allen, Brandon Alexander, Tra Carson, Joseph Cheek, Jordan Davis, Brice Dolezal, J.J. Gustafson, Sabian Holmes, Germain Ifedi, Nathan Kellman, Ryan Lindblade, Mike Matthews, Kyler Murray, Caden Smith, Jeremiah Stuckey, Blaine Townsend

Defense (8) – De'Vante Harris, A.J. Hilliard, Justin Manning, Sam Moeller, Julien Obioha, Alonzo Williams, Brandon Williams, Kevin Wilson

Special Teams (2) – Taylor Bertolet, Drew Kaser

# TEXAS A&M DEPTH CHART (SEPT. 15, 2016)

## OFFENSE

<b>WR</b>	4	<b>DAMION RATLEY</b> , 6-3, 195, Jr-1L, Yoakum, TX (Yoakum/Blinn JC)
	2	Speedy Noil, 5-11, 200, Jr-2L, New Orleans, LA (Edna Karr)
<b>LT</b>	65	<b>AVERY GENNESY</b> , 6-5, 315, Sr-1L, Southaven, MS (Southaven/E. Miss.)
	75	Koda Martin, 6-6, 305, So-1L, Manvel, TX (Manvel)
<b>LG</b>	76	Colton Prater, 6-4, 295, Fr-HS, Bossier City, LA (Airline)
	69	Brayden Talbert, 6-5, 300, Fr-RS, Montgomery, TX (Montgomery)
<b>C</b>	64	Erik McCoy, 6-4, 305, Fr-RS, Lufkin, TX (Lufkin)
	55	Austin Anderson, 6-4, 297, Fr-HS, Mineola, TX (Mineola)
<b>RG</b>	70	Connor Lanfear, 6-6, 315, So-1L, Buda, TX (Buda)
	78	<b>KEATON SUTHERLAND</b> , 6-5, 310, So-1L, Flower Mound, TX (Marcus)
<b>RT</b>	72	Jermaine Eluemunor, 6-4, 325, Sr-1L, Denville, NJ (Morris Knolls/Lackawanna (PA))
	50	Tank Davis, 6-4, 290, So-SQ, Garland, TX (Lakeview Centennial)
<b>TE</b>	86	Tanner Schorp, 6-3, 250, Jr-1L, San Antonio, TX (Reagan)
or	89	Kalvin Cline, 6-5, 255, Jr-TR, Ft. Lauderdale, FL (Pine Crest/Va. Tech)
<b>WR</b>	9	<b>RICKY SEALS-JONES</b> , 6-5, 240, Jr-2L, Sealy, TX (Sealy)
	11	Frank Iheanacho, 6-6, 230, So-1L, Houston, TX (Westside)
<b>WR</b>	15	<b>JOSH REYNOLDS</b> , 6-4, 193, Sr-2L, San Antonio, TX (Jay/Tyler JC)
	18	Edward Pope, 6-4, 172, Sr-3L, Carthage, TX (Carthage)
or	16	Kemah Siverand, 6-1, 200, Fr-RS, Cypress, TX (Cy Ridge)
<b>WR</b>	3	<b>CHRISTIAN KIRK</b> , 5-11, 200, So-1L, Scottsdale, AZ (Saguaro)
	82	Boone Niederhofer, 6-3, 207, Sr-2L, San Antonio, TX (Churchill)
<b>QB</b>	8	Trevor Knight, 6-1, 215, Sr-TR, San Antonio, TX (Reagan/Oklahoma)
	10	Jake Hubenak, 6-3, 215, Jr-1L, Georgetown, TX (Georgetown/Blinn JC)
<b>TB</b>	20	James White, 6-0, 217, Jr-2L, Pearland, TX (Dawson)
or	7	Keith Ford, 5-11, 215, Jr-RS, Cypress, TX (Cy Ranch/Oklahoma)
or	5	Trayveon Williams, 5-9, 200, Fr-HS, Houston, TX (C.E. King)

## DEFENSE

<b>DE</b>	10	<b>DAESHON HALL</b> , 6-6, 270, Sr-3L, Seattle, WA (Lancaster)
	9	Qualen Cunningham, 6-3, 240, Jr-2L, Chandler, AZ (Hamilton)
<b>DT</b>	92	Zaycoven Henderson, 6-2, 300, Jr-2L, Longview, TX (Longview)
or	88	Kingsley Keke, 6-3, 310, So-1L, Richmond, TX (George Ranch)
<b>DT</b>	98	Hardreck Walker, 6-2, 290, Sr-3L, Spring, TX (Westfield)
	5	Daylon Mack, 6-1, 320, So-1L, Gladewater, TX (Gladewater)
<b>DE</b>	15	<b>MYLES GARRETT</b> , 6-5, 270, Jr-2L, Arlington, TX (Martin)
	40	Jarrett Johnson, 6-3, 260, Jr-2L, Katy, TX (Seven Lakes)
<b>WLB</b>	33	<b>SHAAN WASHINGTON</b> , 6-3, 240, Sr-3L, Alexandria, La.
	45	Cullen Gillaspia, 6-2, 230, So-SQ, Katy, TX (Taylor)
<b>MLB</b>	42	Otaro Alaka, 6-3, 240, So-1L, Houston, TX (Cy Falls)
	31	Claude George, 6-2, 240, Sr-1L, Lafayette, LA (Acadiana/Hutchinson (KS) CC)
<b>SLB</b>	7	Richard Moore, 6-1, 218, So-1L, Cedar Hill, TX (Cedar Hill)
	16	Dwayne Thomas, 6-2, 225, So-1L, Boutte, LA (Hahnville)
<b>RCB</b>	1	Nick Harvey, 5-10, 185, Jr-2L, Lancaster, TX (Richmond Travis)
	27	Roney Elam, 6-2, 180, Fr-RS, Newton, TX (Newton)
<b>LCB</b>	24	Priest Willis, 6-2, 200, Jr-RS, Tempe, AZ (Marcos De Niza/UCLA)
	19	DeShawn Capers-Smith, 6-0, 190, So-1L, New Orleans, LA (Warren Easton)
<b>FS</b>	23	<b>ARMANI WATTS</b> , 5-11, 200, Jr-2L, Forney, TX (North)
	18	Larry Pryor, 6-0, 205, Fr-RS, Sulphur Springs, TX (Sulphur Springs)
<b>SS</b>	14	<b>JUSTIN EVANS</b> , 6-1, 200, Sr-1L, Wiggins, MS (Stone/Gulf Coast (MS) CC)
	6	Donovan Wilson, 6-1, 206, Jr-2L, Shreveport, LA (Woodlawn)
<b>NICK</b>	6	<b>DONOVAN WILSON</b> , 6-1, 205, Jr-2L, Shreveport, LA (Woodlawn)
or	4	Noel Ellis, 5-10, 185, Jr-2L, New Orleans, LA (Edna Karr)
or	17	Alex Sezer, Jr., 5-9, 180, Sr-3L, Orange, TX (Little Cypress-Mauriceville)

## SPECIAL TEAMS

<b>PLK</b>	36	Daniel LaCamera, 6-4, 223, So-SQ, Tarpon Springs, FL (East Lake)
<b>P</b>	46	Shane Tripucka, 6-3, 210, Jr-SQ, Allen, TX (Allen)
	34	Braden Mann, 5-11, 205, Fr-HS, Houston, TX (Cy Fair)
<b>SNP</b>	40	<b>CHRISTIAN ROBERTSON</b> , 5-11, 240, So-1L, Grapevine, TX (Grapevine)
or	45	<b>AUSTIN FREY</b> , 6-1, 220, So-1L, Tomball, TX (Homeschool)
<b>HOLD</b>	14	<b>CONNER MCQUEEN</b> , 5-10, 175, Sr-3L, Klein, TX (Klein Oak)

<b>PR</b>	3	<b>CHRISTIAN KIRK</b> , 5-11, 200, So-1L, Scottsdale, AZ (Saguaro)
	14	Justin Evans, 6-1, 200, Sr-1L, Wiggins, MS (Stone/Gulf Coast (MS) CC)
	1	Nick Harvey, 5-10, 185, Jr-2L, Lancaster, TX (Richmond Travis)
<b>KR</b>	14	Justin Evans, 6-1, 200, Sr-1L, Wiggins, MS (Stone/Gulf Coast (MS) CC)
	7	Keith Ford, 5-11, 215, Jr-RS, Cypress, TX (Cy Ranch/Oklahoma)
	5	Trayveon Williams, 5-9, 200, Fr-HS, Houston, TX (C.E. King)

# PRONUNCIATION GUIDE

Audible pronunciations available on the online roster at 12thMan.com

ALAKA, OTARO \_\_\_\_\_ ah-LOCK-ah, oh-TAR-oh  
 BUSSEY, Kendall \_\_\_\_\_ BUS-ee  
 CHEVIS, Reggie \_\_\_\_\_ SHEH-viss (like Chevy)  
 Cunningham, QUALEN \_\_\_\_\_ KWAY-lin  
 Davis, QUARTNEY \_\_\_\_\_ courtney  
 DIESCH, Kellen \_\_\_\_\_ deesh  
 DWORACZYK, Justin \_\_\_\_\_ da-war-zick  
 Elam, RONEY \_\_\_\_\_ ronnie  
 Ellis, NOEL \_\_\_\_\_ no-ELL  
 ELUEMUNOR, Jermaine \_\_\_\_\_ eh-L00-muh-nor  
 ETWI, Kwame \_\_\_\_\_ ett-wee  
 FREY, Austin \_\_\_\_\_ fry  
 GENNESY, Avery \_\_\_\_\_ JIN-ih-see

GILLASPIA, Cullen \_\_\_\_\_ GILL-ess-pee-ah  
 Hall, DAESHON \_\_\_\_\_ DAY-shon  
 Henderson, ZAYCOVEN \_\_\_\_\_ zay-COE-vin  
 HUBENAK, Jake \_\_\_\_\_ HUGH-ben-ack  
 IHEANACHO, Frank \_\_\_\_\_ eye-HEN-uch-oh  
 KEKE, Kingsley \_\_\_\_\_ KEY-KEY  
 LACAMERA, Daniel \_\_\_\_\_ lah-camera  
 MADUBUIKE, Justin \_\_\_\_\_ MAD-aye-boo-kay  
 NOIL, Speedy \_\_\_\_\_ NOIL (as in oil)  
 OKEKE, IKENNA \_\_\_\_\_ OH-kay-kay, EYE-ken-ah  
 SEZER, Alex \_\_\_\_\_ SEE-zer  
 TABUYO, Jeremy \_\_\_\_\_ tah-BOO-yo  
 TRIPUCKA, Shane \_\_\_\_\_ trah-PUKE-ah

# TEXAS A&M FOOTBALL ALPHABETICAL ROSTER

NAME	POS.	HT.	WT.	CL-EXP	HOMETOWN (HIGH SCHOOL/JC)
42 Alaka, Otaro	LB	6-3	240	So-1L	Houston, TX (Cypress Falls)
55 Anderson, Austin	OL	6-4	297	Fr-HS	Mineola, TX (Mineola)
51 Anderson, Riley	OL	6-5	294	Fr-HS	Mineola, TX (Mineola)
63 Baldree, Cagan	OL	6-4	271	Fr-HS	Carthage, TX (Carthage)
34 Bantle, Clayton	DB	6-1	205	Fr-HS	Shreveport, LA (Loyola College Prep)
67 Beakey, Drew	OL	6-3	290	Fr-RS	Houston, TX (Lutheran South Academy)
33 Bean, Justice	WR	5-11	180	Fr-HS	Frankston, TX (Frankston)
32 Boyd, Rakeem	RB	5-11	200	Fr-HS	Houston, Texas (Stratford)
96 Brown, Jesse	DL	6-0	285	So-TR	Katy, TX (Katy/Navarro JC)
25 Bussey, Kendall	RB	5-9	200	Fr-RS	New Orleans, LA (Isidore Newman)
19 Capers-Smith, DeShawn	DB	6-0	190	So-1L	New Orleans, LA (Warren Easton)
22 Chattman, Clifford	DB	6-5	190	Fr-HS	New Orleans, LA (McDonogh 35)
43 Chavis, Kristian	RB	5-9	215	Fr-RS	Florence, SC (South Florence)
13 Chevis, Reggie	DL	6-1	300	Jr-1L	Houston, TX (Sharpstown)
80 Chriss, Clyde	WR	6-0	170	Fr-HS	New Orleans, LA (Warren Easton)
27 Clark, John	RB	5-8	195	Fr-HS	Northbrook, IL (Glenbrook North)
89 Cline, Calvin	TE	6-5	255	Jr-TR	Ft. Lauderdale, FL (Pine Crest/Va. Tech)
9 Cunningham, Qualen	DL	6-3	240	Jr-2L	Chandler, AZ (Hamilton)
86 Darley, David	DE	6-4	240	Jr-SQ	Westlake Village, CA (Oaks Christian)
1 Davis, Quartney	WR	6-2	195	Fr-HS	Houston, TX (Langham Creek)
50 Davis, Tank	OL	6-4	290	So-SQ	Garland, TX (Lakeview Centennial)
26 Davis, Victor	DB	6-1	190	Jr-2L	Rosenberg, TX (Terry)
74 Diesch, Kellen	OL	6-5	286	Fr-HS	Trophy Club, TX (Byron Nelson)
25 Dodson, Tyrel	LB	6-2	245	Fr-HS	Franklin, TN (Centennial)
54 Driver, Jordan	LB	6-1	245	Fr-HS	Bryan, TX (Bryan)
8 Dunning, Justin	DB	6-4	225	So-1L	Whitehouse, TX (Whitehouse)
46 Durham, Landis	DL	6-3	255	So-1L	Plano, TX (East)
68 Dworaczyk, Justin	OL	6-6	280	Fr-RS	Houston, TX (Langham Creek)
27 Elam, Roney	DB	6-2	180	Fr-RS	Newton, TX (Newton)
71 Elbert, Trevor	OL	6-5	300	Fr-RS	Rockwall, TX (Heath)
4 Ellis, Noel	DB	5-10	185	Jr-2L	New Orleans, LA (Edna Karr)
72 Eluemunor, Jermaine	OL	6-4	325	Sr-1L	Denville, NJ (Morris Knolls/Lackawanna (PA))
22 Etwi, Kwame	RB	5-9	195	So-1L	Conroe TX (Oak Ridge)
14 Evans, Justin	DB	6-1	200	Sr-1L	Wiggins, MS (Stone/Gulf Coast (MS) CC)
7 Ford, Keith	RB	5-11	215	Jr-RS	Cypress, TX (Cypress Ranch/Oklahoma)
45 Frey, Austin	DS	6-1	220	So-1L	Tomball, TX (Homeschool)
28 Fuller, Travon	DB	6-1	170	Fr-HS	Athens, TX (Athens)
35 Garner, Riley	LB	6-3	230	So-1L	College Station, TX (A&M Consolidated)
15 Garrett, Myles	DL	6-5	270	Jr-2L	Arlington, TX (Martin)
65 Genesey, Avery	OL	6-5	315	Sr-1L	Southaven, MS (Southaven/E. Mississippi)
31 George, Claude	LB	6-2	240	Sr-1L	Lafayette, LA (Acadiana/Hutchinson (KS) CC)
45 Gillaspia, Cullen	LB	6-2	230	So-SQ	Katy, TX (Taylor)
41 Grady, Peter	PLK	5-11	220	Jr-SQ	Cedar Park, TX (Vista Ridge)
24 Graham, Jake	TE	6-0	228	Fr-HS	Waco, TX (Midway)
91 Grimes, KJ	DL	6-3	230	Fr-HS	College Station, TX (College Station)
85 Gustafson, Grant	TE	6-4	235	Fr-RS	Fort Worth, TX (All Saints)
10 Hall, Daeshon	DL	6-6	270	Sr-3L	Seattle, WA (Lancaster)
21 Hansford, Aaron	WR	6-3	225	Fr-HS	Washington, D.C. (St. John's College)
1 Harvey, Nick	DB	5-10	185	Jr-2L	Lancaster, TX (Richmond Travis)
92 Henderson, Zaycoven	DL	6-2	300	Jr-2L	Longview, TX (Longview)
10 Hubenak, Jake	QB	6-3	215	Jr-1L	Georgetown, TX (Georgetown/Blinn JC)
16 Hughes, Hank	QB	6-2	188	Fr-HS	Richardson, TX (Pearce)
15 Iheanacho, Frank	WR	6-6	230	So-1L	Houston, TX (Westside)
13 Jeffery, Jamal	WR	5-9	175	Jr-1L	Lufkin, TX (Lufkin)
40 Johnson, Jarrett	DL	6-3	260	Jr-2L	Katy, TX (Seven Lakes)
81 Judkins, Jalyn	TE	6-4	230	Jr-SQ	Angleton, TX (Angleton)
88 Keke, Kingsley	DL	6-4	310	So-1L	Richmond, TX (George Ranch)
88 Kirchner, Matthew	WR	6-2	200	Fr-RS	Plano, TX (Plano)
3 Kirk, Christian	WR	5-11	200	So-1L	Scottsdale, AZ (Saguaro)

NAME	POS.	HT.	WT.	CL-EXP	HOMETOWN (HIGH SCHOOL/JC)
8 Knight, Trevor	QB	6-1	215	Sr-TR	San Antonio, TX (Reagan/Oklahoma)
50 Labhart, Mac	LB	6-0	230	So-SQ	Dallas, TX (St. Mark's)
36 LaCamera, Daniel	PLK	6-4	223	So-SQ	Tarpon Springs, FL (East Lake)
70 Lanfear, Connor	OL	6-6	315	So-1L	Buda, TX (Buda)
41 Laufenberg, Luke	TE	6-4	225	Fr-HS	Argyle, TX (Liberty Christian)
99 Lockhart, James	DL	6-3	260	So-1L	Ennis, TX (Ennis)
62 Loitz, Chad	OL	6-1	325	Jr-SQ	Round Rock, TX (McNeil)
5 Mack, Daylon	DL	6-1	320	So-1L	Gladewater, TX (Gladewater)
52 Madubuike, Justin	DL	6-3	275	Fr-HS	McKinney, TX (North)
56 Magee II, Keeath	LB	6-0	210	Fr-HS	Houston, TX (Westfield)
34 Mann, Braden	PLK/P	5-11	210	Fr-HS	Houston, TX (Cypress Fair)
75 Martin, Koda	OL	6-6	305	So-1L	Manvel, TX (Manvel)
38 Mastrogiovanni, Jordan	LB	6-3	235	Jr-2L	Dallas, TX (Jesuit)
77 McCollum, Ryan	OL	6-5	285	Fr-HS	Spring, TX (Klein Oak)
64 McCoy, Erik	OL	6-4	305	Fr-RS	Lufkin, TX (Lufkin)
14 McQueen, Conner	QB	5-10	175	Sr-3L	Klein, TX (Klein Oak)
26 Merritt, Kirk	WR	5-11	205	So-TR	Destrehan, LA (Destrehan/Oregon)
13 Milstead, Michael	QB	6-0	185	Fr-HS	Houston, TX (Stratford)
7 Moore, Richard	LB	6-1	218	So-1L	Cedar Hill, TX (Cedar Hill)
42 Motley, Josch	WR	5-11	185	Jr-SQ	College Station, TX (A&M Consolidated)
90 Moton, T.D.	DL	6-3	305	Fr-HS	Shreveport, LA (Woodlawn)
82 Niederhofer, Boone	WR	6-3	207	Sr-2L	San Antonio, TX (Churchill)
2 Noil, Speedy	WR	5-11	200	Jr-2L	New Orleans, LA (Edna Karr)
20 Okeke, Ikenna	DB	6-3	219	Fr-HS	Smyrna, TN (Smyrna)
21 Oliver, Charles	DB	6-2	200	Fr-HS	Fairfield, TX (Fairfield)
32 Paulhill, Will	DB	5-10	200	Sr-SQ	Conroe, TX (Conroe)
47 Phillips, Samuel	WR	6-3	214	Fr-RS	Concord, CA (De La Salle)
18 Pope, Edward	WR	6-4	172	Sr-3L	Carthage, TX (Carthage)
76 Prater, Colton	OL	6-4	295	Fr-HS	Bossier City, LA (Airline)
18 Pryor, Larry	DB	6-0	205	Fr-RS	Sulphur Springs, TX (Sulphur Springs)
4 Ratley, Damion	WR	6-3	195	Jr-1L	Yoakum, TX (Yoakum/Blinn JC)
19 Rawlins, Gannon	QB	6-3	220	Fr-HS	Galveston, TX (Ball)
11 Reynolds, Josh	WR	6-4	193	Sr-2L	San Antonio, TX (Jay/Tyler JC)
30 Reynolds, Moses	DB	6-2	190	Fr-HS	San Antonio, TX (Jay)
38 Riethman, Drew	PLK	6-0	190	Fr-HS	Ft. Worth, TX (Nolan Catholic)
40 Robertson, Christian	DS	5-11	240	So-1L	Grapevine, TX (Grapevine)
84 Rogers, Kendrick	WR	6-3	200	Fr-HS	Frankston, TX (Frankston)
28 Sanders, A.J.	RB	5-10	190	Fr-HS	The Woodlands, TX (College Park)
86 Schorp, Tanner	TE	6-3	250	Jr-1L	San Antonio, TX (Ronald Reagan)
9 Seals-Jones, Ricky	WR	6-5	240	Jr-2L	Sealy, TX (Sealy)
17 Sezer, Jr., Alex	DB	5-9	180	Sr-3L	Orange, TX (Little Cypress-Mauriceville)
87 Shetler, Greer	TE	6-4	215	Fr-RS	San Antonio, TX (Alamo Heights)
16 Siverand, Kemah	WR	6-1	200	Fr-RS	Cypress, TX (Cypress Ridge)
17 Starker, Nick	QB	6-3	195	Fr-HS	Argyle, TX (Liberty Christian)
78 Sutherland, Keaton	OL	6-5	310	So-1L	Flower Mound, TX (Marcus)
19 Tabuyo, Jeremy	WR	5-11	195	Sr-3L	Honolulu, HI (St. Louis)
69 Talbert, Brayden	OL	6-5	300	Fr-RS	Montgomery, TX (Montgomery)
16 Thomas, Dwaine	LB	6-2	225	So-1L	Boutte, LA (Hahnville)
46 Tripucka, Shane	P	6-3	210	Jr-SQ	Allen, TX (Allen)
98 Walker, Hardreck	DL	6-2	290	Sr-3L	Spring, TX (Westfield)
11 Walker, Josh	LB	6-0	245	Jr-2L	Gilmer, TX (Gilmer)
33 Washington, Shaan	LB	6-3	240	Sr-3L	Alexandria, LA (Senior)
23 Watts, Armani	DB	5-11	200	Jr-2L	Forney, TX (North)
58 White, Braden	LB	5-11	220	Fr-HS	Florence, AL (Florence)
20 White, James	RB	6-0	217	Jr-2L	Pearland, TX (Dawson)
83 Whitley, Kyle	WR	6-2	210	So-SQ	Troy, TX (Troy)
5 Williams, Trayveon	RB	5-9	200	Fr-HS	Houston, TX (C.E. King)
24 Willis, Priest	DB	6-2	200	Jr-RS	Tempe, AZ (Marcos De Niza/UCLA)
6 Wilson, Donovan	DB	6-1	206	Jr-2L	Shreveport, LA (Woodlawn)

# TEXAS A&M FOOTBALL NUMERICAL ROSTER

	NAME	POS.	HT.	WT.	CL-EXP	HOMETOWN (HIGH SCHOOL/JC)
1	Davis, Quartney	WR	6-2	195	Fr-HS	Houston, TX (Langham Creek)
1	Harvey, Nick	DB	5-10	185	Jr-2L	Lancaster, TX (Richmond Travis)
2	Noil, Speedy	WR	5-11	200	Jr-2L	New Orleans, LA (Edna Karr)
3	Kirk, Christian	WR	5-11	200	So-1L	Scottsdale, AZ (Saguaro)
4	Ellis, Noel	DB	5-10	185	Jr-2L	New Orleans, LA (Edna Karr)
4	Ratley, Damion	WR	6-3	195	Jr-1L	Yoakum, TX (Yoakum/Blinn JC)
5	Mack, Daylon	DL	6-1	320	So-1L	Gladewater, TX (Gladewater)
5	Williams, Trayveon	RB	5-9	200	Fr-HS	Houston, TX (C.E. King)
6	Wilson, Donovan	DB	6-1	206	Jr-2L	Shreveport, LA (Woodlawn)
7	Ford, Keith	RB	5-11	215	Jr-RS	Cypress, TX (Cypress Ranch/Oklahoma)
7	Moore, Richard	LB	6-1	218	So-1L	Cedar Hill, TX (Cedar Hill)
8	Dunning, Justin	DB	6-4	225	So-1L	Whitehouse, TX (Whitehouse)
8	Knight, Trevor	QB	6-1	215	Sr-TR	San Antonio, TX (Reagan/Oklahoma)
9	Cunningham, Qualen	DL	6-3	240	Jr-2L	Chandler, AZ (Hamilton)
9	Seals-Jones, Ricky	WR	6-5	240	Jr-2L	Sealy, TX (Sealy)
10	Hall, Daeshon	DL	6-6	270	Sr-3L	Seattle, WA (Lancaster)
10	Hubenak, Jake	QB	6-3	215	Jr-1L	Georgetown, TX (Georgetown/Blinn JC)
11	Reynolds, Josh	WR	6-4	193	Sr-2L	San Antonio, TX (Jay/Tyler JC)
11	Walker, Josh	LB	6-1	245	Jr-2L	Gilmer, TX (Gilmer)
13	Chevis, Reggie	DL	6-1	300	Jr-1L	Houston, TX (Sharpstown)
13	Jeffery, Jamal	WR	5-9	175	Jr-1L	Lufkin, TX (Lufkin)
13	Milstead, Michael	QB	6-0	180	Fr-HS	Houston, TX (Stratford)
14	Evans, Justin	DB	6-1	200	Sr-1L	Wiggins, MS (Stone/Gulf Coast (MS) CC)
14	McQueen, Conner	QB	5-10	175	Sr-3L	Klein, TX (Klein Oak)
15	Garrett, Myles	DL	6-5	270	Jr-2L	Arlington, TX (Martin)
15	Iheanacho, Frank	WR	6-6	230	So-1L	Houston, TX (Westside)
16	Hughes, Hank	QB	6-2	188	Fr-HS	Richardson, TX (Pearce)
16	Siverand, Kemah	WR	6-1	200	Fr-RS	Cypress, TX (Cypress Ridge)
16	Thomas, Dwaine	LB	6-2	225	So-1L	Boutte, LA (Hahnville)
17	Sezer, Jr., Alex	DB	5-9	180	Sr-3L	Orange, TX (Little Cypress-Mauriceville)
17	Starkel, Nick	QB	6-3	195	Fr-HS	Argyle, TX (Liberty Christian)
18	Pope, Edward	WR	6-4	172	Sr-3L	Carthage, TX (Carthage)
18	Pryor, Larry	DB	6-0	205	Fr-RS	Sulphur Springs, TX (Sulphur Springs)
19	Capers-Smith, DeShawn	DB	6-0	190	So-1L	New Orleans, LA (Warren Easton)
19	Rawlins, Gannon	QB	6-3	220	Fr-HS	Galveston, TX (Ball)
19	Tabuyo, Jeremy	WR	5-11	195	Sr-3L	Honolulu, HI (St. Louis)
20	Okeke, Ikenna	DB	6-3	219	Fr-HS	Smyrna, TN (Smyrna)
20	White, James	RB	6-0	217	Jr-2L	Pearland, TX (Dawson)
21	Hansford, Aaron	WR	6-3	225	Fr-HS	Washington, D.C. (St. John's College)
21	Oliver, Charles	DB	6-2	200	Fr-HS	Fairfield, TX (Fairfield)
22	Chatman, Clifford	DB	6-5	190	Fr-HS	New Orleans, LA (McDonogh 35)
22	Etwi, Kwame	RB	5-9	195	So-1L	Conroe TX (Oak Ridge)
23	Watts, Armani	DB	5-11	200	Jr-2L	Forney, TX (North)
24	Graham, Jake	TE	6-2	228	Fr-HS	Waco, TX (Midway)
24	Willis, Priest	DB	6-2	200	Jr-RS	Tempe, AZ (Marcos De Niza/UCLA)
25	Bussey, Kendall	RB	5-9	200	Fr-RS	New Orleans, LA (Isidore Newman)
25	Dodson, Tyrel	LB	6-2	245	Fr-HS	Franklin, TN (Centennial)
26	Davis, Victor	DB	6-1	190	Jr-2L	Rosenberg, TX (Terry)
26	Merritt, Kirk	WR	5-11	205	So-TR	Destrehan, LA (Destrehan/Oregon)
27	Clark, John	RB	5-8	185	Fr-HS	Northbrook, IL (Glenbrook North)
27	Elam, Roney	DB	6-2	180	Fr-RS	Newton, TX (Newton)
28	Fuller, Travon	DB	6-0	170	Fr-HS	Athens, TX (Athens)
28	Sanders, A.J.	RB	5-10	190	Fr-HS	The Woodlands, TX (College Park)
30	Reynolds, Moses	DB	6-2	190	Fr-HS	San Antonio, TX (Jay)
31	George, Claude	LB	6-2	240	Sr-1L	Lafayette, LA (Acadiana/Hutchinson (KS) CC)
32	Boyd, Rakeem	RB	5-11	200	Fr-HS	Houston, Texas (Stratford)
32	Paulhill, Will	DB	5-10	200	Sr-SQ	Conroe, TX (Conroe)
33	Bean, Justice	WR	5-11	180	Fr-HS	Frankston, TX (Frankston)
33	Washington, Shaan	LB	6-3	240	Sr-3L	Alexandria, LA (Senior)

	NAME	POS.	HT.	WT.	CL-EXP	HOMETOWN (HIGH SCHOOL/JC)
34	Bantle, Clayton	DB	6-1	205	Fr-HS	Shreveport, LA (Loyola College Prep)
34	Mann, Braden	PLK/P	5-11	205	Fr-HS	Houston, TX (Cypress Fair)
35	Garner, Riley	LB	6-3	230	So-1L	College Station, TX (A&M Consolidated)
36	LaCamera, Daniel	PLK	6-4	223	So-SQ	Tarpon Springs, FL (East Lake)
38	Mastrogiovanni, Jordan	LB	6-3	235	Jr-2L	Dallas, TX (Jesuit)
38	Riethman, Drew	PLK	6-0	190	Fr-HS	Ft. Worth, TX (Nolan Catholic)
40	Johnson, Jarrett	DL	6-3	260	Jr-2L	Katy, TX (Seven Lakes)
40	Robertson, Christian	DS	5-11	240	So-1L	Grapevine, TX (Grapevine)
41	Grady, Peter	PLK	5-11	220	Jr-SQ	Cedar Park, TX (Vista Ridge)
41	Laufenberg, Luke	TE	6-4	225	Fr-HS	Argyle, TX (Liberty Christian)
42	Alaka, Otaro	LB	6-3	240	So-1L	Houston, TX (Cypress Falls)
42	Motley, Josch	WR	5-11	185	Jr-SQ	College Station, TX (A&M Consolidated)
43	Chavis, Kristian	RB	5-9	215	Fr-RS	Florence, SC (South Florence)
45	Gillaspia, Cullen	LB	6-2	230	So-SQ	Katy, TX (Taylor)
45	Frey, Austin	DS	6-1	220	So-1L	Tomball, TX (Homeschool)
46	Durham, Landis	DL	6-3	255	So-1L	Plano, TX (East)
46	Tripucka, Shane	P	6-3	210	Jr-SQ	Allen, TX (Allen)
47	Phillips, Samuel	WR	6-3	214	Fr-RS	Concord, CA (De La Salle)
50	Davis, Tank	OL	6-4	290	So-SQ	Garland, TX (Lakeview Centennial)
50	Labhart, Mac	LB	6-0	230	So-SQ	Dallas, TX (St. Mark's)
51	Anderson, Riley	OL	6-5	294	Fr-HS	Mineola, TX (Mineola)
52	Madubuike, Justin	DL	6-3	275	Fr-HS	McKinney, TX (North)
54	Driver, Jordan	LB	6-1	245	Fr-HS	Bryan, TX (Bryan)
55	Anderson, Austin	OL	6-4	297	Fr-HS	Mineola, TX (Mineola)
56	Magee II, Keeath	LB	6-0	210	Fr-HS	Houston, TX (Westfield)
58	White, Braden	LB	5-11	220	Fr-HS	Florence, AL (Florence)
62	Loitz, Chad	OL	6-1	325	Jr-SQ	Round Rock, TX (McNeil)
63	Baldree, Gagan	OL	6-4	271	Fr-HS	Carthage, TX (Carthage)
64	McCoy, Erik	OL	6-4	305	Fr-RS	Lufkin, TX (Lufkin)
65	Gennesy, Avery	OL	6-5	315	Sr-1L	Southaven, MS (Southaven/E. Mississippi)
67	Beakey, Drew	OL	6-3	290	Fr-RS	Houston, TX (Lutheran South Academy)
68	Dworaczyk, Justin	OL	6-6	280	Fr-RS	Houston, TX (Langham Creek)
69	Talbert, Brayden	OL	6-5	300	Fr-RS	Montgomery, TX (Montgomery)
70	Lanfear, Connor	OL	6-6	315	So-1L	Buda, TX (Buda)
71	Elbert, Trevor	OL	6-5	300	Fr-RS	Rockwall, TX (Heath)
72	Eluemunor, Jermaine	OL	6-4	325	Sr-1L	Denville, NJ (Morris Knolls/Lackawanna (PA))
74	Diesch, Kellen	OL	6-5	286	Fr-HS	Trophy Club, TX (Byron Nelson)
75	Martin, Koda	OL	6-6	305	So-1L	Manvel, TX (Manvel)
76	Prater, Colton	OL	6-4	295	Fr-HS	Bossier City, LA (Airline)
77	McCullum, Ryan	OL	6-5	285	Fr-HS	Spring, TX (Klein Oak)
78	Sutherland, Keaton	OL	6-5	310	So-1L	Flower Mound, TX (Marcus)
80	Chriss, Clyde	WR	6-0	175	Fr-HS	New Orleans, LA (Warren Easton)
81	Judkins, Jalyn	TE	6-4	230	Jr-SQ	Angleton, TX (Angleton)
82	Niederhofer, Boone	WR	6-3	207	Sr-2L	San Antonio, TX (Churchill)
83	Whitley, Kyle	WR	6-2	210	So-SQ	Troy, TX (Troy)
84	Rogers, Kendrick	WR	6-3	200	Fr-HS	Frankston, TX (Frankston)
85	Gustafson, Grant	TE	6-4	235	Fr-RS	Fort Worth, TX (All Saints)
86	Darley, David	DE	6-4	240	Jr-SQ	Westlake Village, CA (Oaks Christian)
86	Schorp, Tanner	TE	6-3	250	Jr-1L	San Antonio, TX (Ronald Reagan)
87	Shetler, Greer	TE	6-4	215	Fr-RS	San Antonio, TX (Alamo Heights)
88	Keke, Kingsley	DL	6-4	310	So-1L	Richmond, TX (George Ranch)
88	Kirchner, Matthew	WR	6-2	200	Fr-RS	Plano, TX (Plano)
89	Cline, Calvin	TE	6-5	255	Jr-TR	Ft. Lauderdale, FL (Pine Crest/Virginia Tech)
90	Moton, T.D.	DL	6-3	305	Fr-HS	Shreveport, LA (Woodlawn)
91	Grimes, KJ	DL	6-3	230	Fr-HS	College Station, TX (College Station)
92	Henderson, Zaycoven	DL	6-2	300	Jr-2L	Longview, TX (Longview)
96	Brown, Jesse	DL	6-0	285	So-TR	Katy, TX (Katy/Navarro JC)
98	Walker, Hardreck	DL	6-2	290	Sr-3L	Spring, TX (Westfield)
99	Lockhart, James	DL	6-3	260	So-1L	Ennis, TX (Ennis)

# MEDIA SCHEDULE / INFORMATION

SUN/MONDAY	TUESDAY	WEDNESDAY	THURSDAY	FRIDAY	SATURDAY
<p>No availability.</p> <p>All player/coach interview requests for Tuesday's weekly press conference must be submitted to Alan Cannon &lt;acannon@athletics.tamu.edu&gt; by 11 am on Monday.</p>	<p>Weekly Press Conference (Kyle Field Media Center).</p> <p>12 noon: Coach Sumlin; Coaches Mazzone, Chavis and selected players to follow. (Web stream available via 12thMan.com)</p> <p>7 pm: Kevin Sumlin Radio Show (Rudy's) on TAMU Radio Network (12thMan.com/listen)</p>	<p>SEC Teleconference</p> <p>Coach Sumlin appears from 11:30-39 am</p> <p>4 pm: "The Pulse" (Fox Sports SW)</p> <p>6:30 pm: "The Pulse" (KBTX-TV/Bryan/College Station)</p>	<p>No availability.</p> <p>6:30 pm: "The Pulse" (CW8/Bryan/College Station)</p>	<p>No availability.</p> <p>12 midnight: Midnight Yell Practice Location: SandBAR in Montgomery, Ala.</p>	<p>6 p.m. Texas A&amp;M at Auburn, Jordan-Hare Stadium, Auburn, Ala.</p> <p>(Lockerroom is closed. Coaches and players will be brought to the media area promptly after game.)</p>

## On the Web

Visit 12thMan.com/media for media-specific information regarding Texas A&M Athletics, including contact information, media guide, quick facts, game notes and more.

## Credentials

Media credentials should be requested via www.sportssystem.com/clients/seccredentials at least one week in advance of game and will be mailed if time permits. Otherwise, credentials can be picked up at Media Will Call inside Entry 7 (east side of Kyle Field, near the northeast activation tower). Media Will Call opens four hours prior to game time. The Kyle Field press box seats approximately 120 working media members. Media seating is limited, so credentials will be issued according to Texas A&M and the SEC credential guidelines, which can be found at www.12thMan.com/media.

## Media Guide

A limited number of 2016 Texas A&M football media guides were printed and distributed to media outlets that regularly cover the program. All others wishing to obtain a copy are encouraged to download the guide at 12thMan.com/media.

## Weekly Game Notes

Media members wishing to receive the weekly game notes via E-mail can do so by e-mailing Brad Marquardt (bmarquardt@athletics.tamu.edu).

## Practice

All practices are closed to the public, and only the first 20 minutes of the selected workouts will be open for members of accredited media outlets. Media members wishing to attend the beginning of practice should contact the SID office for availability, exact starting times and location.

## Weekly Press Conference

Texas A&M conducts a weekly press conference on Tuesday of all game weeks beginning at 11 a.m. at the Bright Football Complex. Coach Kevin Sumlin addresses the media promptly at 12 noon. Player requests should be made to the SID office on Mondays prior to the evening practice. Unless class schedules present a conflict, requested players also will be available during this time. This is the preferred time for all interviews to occur.

## SEC Teleconference

The 14 SEC coaches will be featured on a weekly teleconference each Wednesday from 10 a.m. - 12:30 p.m. (CT) beginning August 31 and concluding November 23. Media representatives wishing to participate in the teleconference should contact the SEC Media Relations Office for further details. A replay of each week's teleconference can be heard on the SEC's website, www.secsports.com. Each coach will appear on the teleconference for 10 minutes, according to the following schedule (All Times Central):

10:00 a.m. Les Miles, LSU  
 10:10 a.m. Kirby Smart, Georgia  
 10:20 a.m. Jim McElwain, Florida  
 10:30 a.m. Derek Mason, Vanderbilt  
 10:40 a.m. Nick Saban, Alabama  
 10:50 a.m. Butch Jones, Tennessee  
 11:00 a.m. Bret Bielema, Arkansas  
 11:10 a.m. Barry Odom, Missouri  
 11:20 a.m. Hugh Freeze, Ole Miss  
**11:30 a.m. Kevin Sumlin, Texas A&M**  
 11:40 a.m. Mark Stoops, Kentucky  
 11:50 a.m. Dan Mullen, Mississippi St.  
 12:00 p.m. Will Muschamp, S. Carolina  
 12:10 p.m. Gus Malzahn, Auburn

## Press Box

The main press box is now located at the 800 level on the east side of Kyle Field, or the side facing Houston Street, and can be accessed through the elevator at **Entry 7** or **Entry 9**. The TV broadcast booths are located east side of the stadium.

## Media Will Call

Media will call is located at Entry 7, on the east side of the stadium near the northeast activation tower.

## Postgame

At home games, postgame interviews with A&M players and coaches are conducted in a specially equipped interview room at the southeast corner of Kyle Field. The A&M locker room is closed at all times to media. Interview requests will be taken late in the game and every effort will be made to ensure that requested players are available. There will be no interviews conducted on the field, except for the television network that is broadcasting the game. At away games, similar policy is in effect and location of interviews will be determined.

## Post-game Highlights FTP

Texas A&M will provide postgame video highlights after home games via an FTP site to approved media members. Please contact Adam Quisenberry (aquisenberry@athletics.tamu.edu) at the Texas A&M Media Relations office for more information and log on credentials.



## Destination Aggieland App

Download the free "Destination Aggieland" app which shows traffic conditions, parking, shuttle bus, gameday and local dining info to help you enjoy your Kyle Field weekend.

## Following Aggie Football

Aggie Football Facebook  
[facebook.com/AggieFootball](https://www.facebook.com/AggieFootball)

Aggie Football Twitter  
[@AggieFootball](https://twitter.com/AggieFootball)

Aggie FB Life Twitter  
[@AggieFBLife](https://twitter.com/AggieFBLife)

Head Coach Kevin Sumlin Twitter  
[@CoachSumlin](https://twitter.com/CoachSumlin)

## Following Aggie Athletics

Aggie Athletics Facebook  
[facebook.com/AggieAthletics](https://www.facebook.com/AggieAthletics)

Aggie Athletics Twitter  
[@12thMan](https://twitter.com/12thMan)

Aggie Athletics Instagram  
[instagram.com/12thMan](https://www.instagram.com/12thMan)

Complete Social Directory  
[12thMan.com/social](https://www.12thMan.com/social)



# 2016 TEXAS A&M FOOTBALL STATISTICS

## SCHEDULE / RESULTS / RECORD BREAKDOWN

Date	Opponent	Score	Overall	SEC	Start	Time	Temp	Attend
Sat Sep 3	<sup>16/24</sup> UCLA	W 31-24	1-0	-	2:30p	4:03	88°	100,443
Sat Sep 10	PRAIRIE VIEW A&M	W 67-0	2-0	-	11:00a	3:33	80°	96,412
Sat Sep 17	* at Auburn							
Sat Sep 24	* vs Arkansas /							
Sat Oct 1	* at South Carolina							
Sat Oct 8	* TENNESSEE							
Sat Oct 22	* at Alabama							
Sat Oct 29	NEW MEXICO STATE							
Sat Nov 5	* at Mississippi State							
Sat Nov 12	* OLE MISS							
Sat Nov 19	UTSA							
Sat Nov 24	* LSU							

\* - SEC Game / / - at AT&T Stadium (Arlington, Texas) / Rankings reflected as AP/USA Today ranking at time of the game

	2016 SEASON	UNDER SUMLIN
Overall	2-0	38-16
Home	2-0	20-9
Away	0-0	12-6
Neutral	0-0	6-1
SEC	0-0	17-15
Non-Conference	2-0	21-1
Overtime	1-0	3-0
Day	2-0	17-8
Night	0-0	22-8
Televised	2-0	38-16
Non-Televised	0-0	0-0
vs Top 25	1-0	10-11
vs Top 15	0-0	4-6
vs Top 10	0-0	3-6
vs Top 5	0-0	2-3
Scores First	1-0	34-8
Opponent Scores First	1-0	4-8
Leading after 1st Qtr	1-0	27-6
Trailing after 1st Qtr	1-0	7-9
Tied after 1st Qtr	0-0	4-1
Leading at Half	2-0	34-4
Trailing at Half	0-0	2-12
Tied at Half	0-0	2-0
Leading after 3rd Qtr	2-0	34-2
Trailing after 3rd Qtr	0-0	3-14
Tied after 3rd Qtr	0-0	1-0
Wins Coin Toss	0-0	18-9
Loses Coin Toss	2-0	20-7
Natural Grass	2-0	25-14
Artificial Surface	0-0	13-2

## TEAM STATISTICS

	A&M	OPPONENT
<b>SCORING</b>	<b>98</b>	<b>24</b>
Points Per Game	49.0	12.0
<b>FIRST DOWNS</b>	<b>58</b>	<b>38</b>
Rushing	28	10
Passing	25	24
Penalty	5	4
<b>RUSHING YARDAGE</b>	<b>480</b>	<b>157</b>
Yards gained rushing	516	241
Yards lost rushing	36	84
Rushing Attempts	79	68
Average Per Rush	6.1	2.3
Average Per Game	240.0	78.5
TDs Rushing	7	1
<b>PASSING YARDAGE</b>	<b>634</b>	<b>516</b>
Comp-Att-Int	49-91-2	40-87-4
Average Per Pass	7.0	5.9
Average Per Catch	12.9	12.9
Average Per Game	317.0	258.0
TDs Passing	5	1
<b>TOTAL OFFENSE</b>	<b>1,114</b>	<b>673</b>
Total Plays	170	155
Average Per Play	6.6	4.3
Average Per Game	557.0	336.5
<b>KICK RETURNS: #-Yards</b>	<b>7-156 (22.3)</b>	<b>5-73 (14.6)</b>
<b>PUNT RETURNS: #-Yards</b>	<b>3-93 (31.0)</b>	<b>6-36 (6.0)</b>
<b>INT RETURNS: #-Yards</b>	<b>4-13</b>	<b>2-0</b>
<b>FUMBLES-LOST</b>	<b>4-2</b>	<b>5-0</b>
<b>PENALTIES-Yards</b>	<b>10-102</b>	<b>15-112</b>
Average Per Game	51.0	56.0
<b>PUNTS-Yards</b>	<b>9-406</b>	<b>15-595</b>
Average Per Punt	45.1	39.7
<b>TIME OF POSSESSION/Game</b>	<b>27:30</b>	<b>32:30</b>
<b>3RD-DOWN Conversions</b>	<b>12/31 (39%)</b>	<b>10/36 (28%)</b>
<b>4TH-DOWN Conversions</b>	<b>3/4 (75%)</b>	<b>1/3 (33%)</b>
<b>SACKS BY-Yards</b>	<b>8-63</b>	<b>2-22</b>
<b>FIELD GOALS-ATTEMPTS</b>	<b>4-5</b>	<b>3-6</b>
<b>ON-SIDE KICKS</b>	<b>0-0</b>	<b>0-0</b>
<b>RED-ZONE SCORES</b>	<b>(10-12) 83%</b>	<b>(4-7) 57%</b>
<b>PAT-ATTEMPTS</b>	<b>(12-12) 100%</b>	<b>(1-1) 100%</b>
<b>ATTENDANCE AVG</b>	<b>98,428</b>	<b>-</b>

## SCORE BY QUARTERS

	1st	2nd	3rd	4th	OT	Total
Texas A&M	17	31	27	16	7	98
Opponents	3	6	0	15	0	24

# TEXAS A&M GAME-BY-GAME STATISTICS

## OFFENSE

	Date	Opponent	RUSHING				RECEIVING				PASSING				KICK RETURNS				PUNT RETURNS				tot off
			No.	Yds	TD	Lg	No.	Yds	TD	Lg	C-A-I	Yds	TD	Lg	No	Yds	TD	Lg	No	Yds	TD	Lg	
SEPT	3	UCLA	41	203	3	42	22	239	1	40	22-42-1	239	1	40	6	136	0	30	1	17	0	17	442
	10	PRARIE VIEW A&M	38	277	4	32	27	395	3	64	27-49-1	395	3	64	1	20	0	20	2	76	1	73	672
	17	at Auburn																					
	24	vs Arkansas																					
OCT	1	at South Carolina																					
	8	TENNESSEE																					
	22	at Alabama																					
	29	NEW MEXICO STATE																					
NOV	5	at Mississippi State																					
	12	OLE MISS																					
	29	UTSA																					
	24	LSU																					
		<b>TEXAS A&amp;M</b>	<b>79</b>	<b>480</b>	<b>7</b>	<b>42</b>	<b>49</b>	<b>634</b>	<b>4</b>	<b>64</b>	<b>49-91-2</b>	<b>634</b>	<b>4</b>	<b>64</b>	<b>7</b>	<b>156</b>	<b>0</b>	<b>30</b>	<b>3</b>	<b>93</b>	<b>1</b>	<b>73</b>	<b>1114</b>
		<b>OPPONENTS</b>	<b>68</b>	<b>157</b>	<b>1</b>	<b>32</b>	<b>40</b>	<b>516</b>	<b>1</b>	<b>62</b>	<b>40-87-4</b>	<b>516</b>	<b>1</b>	<b>62</b>	<b>5</b>	<b>73</b>	<b>0</b>	<b>17</b>	<b>6</b>	<b>36</b>	<b>0</b>	<b>16</b>	<b>673</b>

## DEFENSE

	Date	Opponent	TACKLES			SACKS		FUMBLES			QBH	Pass Brk	Blkd Kick	Kicks Att-Mad	2-Pt Conv		Saf	Pts
			Solo	Ast	Total	TFL-Yds	No-Yds	FF	FR-Yds	Int-Yds					Run	Rcv		
SEPT	3	UCLA	46	42	88	10.0-47	5.0-39	0	0-0	3-13	7	2	0	4-4	0	0	0	31
	10	PRARIE VIEW A&M	30	30	70	7.0-37	3.0-24	1	0-0	1-0	7	10	1	8-8	0	0	1	67
	17	at Auburn																
	24	vs Arkansas																
OCT	1	at South Carolina																
	8	TENNESSEE																
	22	at Alabama																
	29	NEW MEXICO STATE																
NOV	5	at Mississippi State																
	12	OLE MISS																
	29	UTSA																
	24	LSU																
		<b>TEXAS A&amp;M</b>	<b>76</b>	<b>72</b>	<b>148</b>	<b>17.0-84</b>	<b>8.0-63</b>	<b>1</b>	<b>0-0</b>	<b>4-13</b>	<b>14</b>	<b>12</b>	<b>1</b>	<b>12-12</b>	<b>0</b>	<b>0</b>	<b>1</b>	<b>98</b>
		<b>OPPONENTS</b>	<b>82</b>	<b>72</b>	<b>154</b>	<b>8.0-33</b>	<b>2.0-22</b>	<b>2</b>	<b>2-0</b>	<b>2-0</b>	<b>2</b>	<b>12</b>	<b>0</b>	<b>1-1</b>	<b>0</b>	<b>1</b>	<b>0</b>	<b>24</b>

## SPECIAL TEAMS

	Date	Opponent	No	Yds	Avg	PUNTING					FIELD GOALS				KICKOFFS				
						Long	Blkd	TB	FC	50+	I20	Att-Made	Lg	Blkd	No	Yds	Avg	TB	OB
SEPT	3	UCLA	7	331	47.3	59	0	0	0	2	2	2-1	23	0	5	317	63.4	3	0
	10	PRARIE VIEW A&M	2	75	37.5	48	0	0	0	0	1	3-3	48	0	12	791	65.9	8	1
	17	at Auburn																	
	24	vs Arkansas																	
OCT	1	at South Carolina																	
	8	TENNESSEE																	
	22	at Alabama																	
	29	NEW MEXICO STATE																	
NOV	5	at Mississippi State																	
	12	OLE MISS																	
	29	UTSA																	
	24	LSU																	
		<b>TEXAS A&amp;M</b>	<b>9</b>	<b>406</b>	<b>45.1</b>	<b>59</b>	<b>0</b>	<b>0</b>	<b>0</b>	<b>2</b>	<b>3</b>	<b>5-4</b>	<b>48</b>	<b>0</b>	<b>17</b>	<b>1108</b>	<b>65.2</b>	<b>11</b>	<b>1</b>
		<b>OPPONENTS</b>	<b>15</b>	<b>595</b>	<b>39.7</b>	<b>55</b>	<b>0</b>	<b>0</b>	<b>9</b>	<b>2</b>	<b>4</b>	<b>6-3</b>	<b>38</b>	<b>1</b>	<b>8</b>	<b>474</b>	<b>59.2</b>	<b>0</b>	<b>1</b>

## RED ZONE

	Date	Opponent	Score	Times In RZ	Times Scored	Pts	Total TDs	Rush TDs	Pass TDs	FGs Made	Failed to score inside Red Zone					
											FGA	Downs	Int	Fumb	Half	Game
SEPT	3	UCLA	W 31-24	5	4	24	3	3	0	1	1	0	0	0	0	0
	10	PRARIE VIEW A&M	W 67-0	7	6	34	4	3	1	2	0	0	1	0	0	0
	17	at Auburn														
	24	vs Arkansas														
OCT	1	at South Carolina														
	8	TENNESSEE														
	22	at Alabama														
	29	NEW MEXICO STATE														
NOV	5	at Mississippi State														
	12	OLE MISS														
	29	UTSA														
	24	LSU														
		<b>TEXAS A&amp;M - 10 OF 12 (83.3%)</b>		<b>12</b>	<b>10</b>	<b>58</b>	<b>7</b>	<b>6</b>	<b>1</b>	<b>3</b>	<b>1</b>	<b>0</b>	<b>1</b>	<b>0</b>	<b>0</b>	<b>0</b>
		<b>OPPONENTS - 4 OF 7 (57.1%)</b>		<b>7</b>	<b>4</b>	<b>16</b>	<b>1</b>	<b>1</b>	<b>0</b>	<b>3</b>	<b>1</b>	<b>1</b>	<b>1</b>	<b>0</b>	<b>0</b>	<b>0</b>

# OPPONENT GAME-BY-GAME STATISTICS

## OFFENSE

	Date	Opponent	RUSHING				RECEIVING				PASSING				KICK RETURNS				PUNT RETURNS				tot off
			No.	Yds	TD	Lg	No.	Yds	TD	Lg	C-A-I	Yds	TD	Lg	No	Yds	TD	Lg	No	Yds	TD	Lg	
SEPT	3	UCLA	40	125	1	32	26	343	1	62	26-47-3	343	1	62	2	33	0	17	5	32	0	16	468
	10	PRARIE VIEW A&M	28	32	0	9	14	173	0	27	14-40-1	173	0	27	3	40	0	17	1	4	0	4	205
	17	at Auburn																					
	24	vs Arkansas																					
OCT	1	at South Carolina																					
	8	TENNESSEE																					
	22	at Alabama																					
	29	NEW MEXICO STATE																					
NOV	5	at Mississippi State																					
	12	OLE MISS																					
	29	UTSA																					
	24	LSU																					
		<b>TEXAS A&amp;M</b>	<b>79</b>	<b>480</b>	<b>7</b>	<b>42</b>	<b>49</b>	<b>634</b>	<b>4</b>	<b>64</b>	<b>49-91-2</b>	<b>634</b>	<b>4</b>	<b>64</b>	<b>7</b>	<b>156</b>	<b>0</b>	<b>30</b>	<b>3</b>	<b>93</b>	<b>1</b>	<b>73</b>	<b>1114</b>
		<b>OPPONENTS</b>	<b>68</b>	<b>157</b>	<b>1</b>	<b>32</b>	<b>40</b>	<b>516</b>	<b>1</b>	<b>62</b>	<b>40-87-4</b>	<b>516</b>	<b>1</b>	<b>62</b>	<b>5</b>	<b>73</b>	<b>0</b>	<b>17</b>	<b>6</b>	<b>36</b>	<b>0</b>	<b>16</b>	<b>673</b>

## DEFENSE

	Date	Opponent	TACKLES			SACKS	FUMBLES			QBH	Pass Brk	Blkd Kick	Kicks Att-Mad	2-Pt Conv		Saf	Pts	
			Solo	Ast	Total	TFL-Yds	No-Yds	FF	FR-Yds					Int-Yds	Run			Rcv
SEPT	3	UCLA	41	38	79	2.0-6	0.0-0	1	1-0	1-0	1	5	0	1-1	0	1	0	24
	10	PRARIE VIEW A&M	41	34	75	6.0-27	2.0-22	1	1-0	1-0	1	7	0	0-0	0	0	0	0
	17	at Auburn																
	24	vs Arkansas																
OCT	1	at South Carolina																
	8	TENNESSEE																
	22	at Alabama																
	29	NEW MEXICO STATE																
NOV	5	at Mississippi State																
	12	OLE MISS																
	29	UTSA																
	24	LSU																
		<b>TEXAS A&amp;M</b>	<b>76</b>	<b>72</b>	<b>148</b>	<b>17.0-84</b>	<b>8.0-63</b>	<b>1</b>	<b>0-0</b>	<b>4-13</b>	<b>14</b>	<b>12</b>	<b>1</b>	<b>12-12</b>	<b>0</b>	<b>0</b>	<b>1</b>	<b>98</b>
		<b>OPPONENTS</b>	<b>82</b>	<b>72</b>	<b>154</b>	<b>8.0-33</b>	<b>2.0-22</b>	<b>2</b>	<b>2-0</b>	<b>2-0</b>	<b>2</b>	<b>12</b>	<b>0</b>	<b>1-1</b>	<b>0</b>	<b>1</b>	<b>0</b>	<b>24</b>

## SPECIAL TEAMS

	Date	Opponent	PUNTING							FIELD GOALS				KICKOFFS					
			No	Yds	Avg	Long	Blkd	TB	FC	50+	I20	Att-Made	Lg	Blkd	No	Yds	Avg	TB	OB
SEPT	3	UCLA	6	260	43.3	55	0	0	4	2	2	4-3	38	0	6	378	63.0	0	0
	10	PRARIE VIEW A&M	9	335	37.2	44	0	0	5	0	2	2-0	0	1	2	96	48.0	0	1
	17	at Auburn																	
	24	vs Arkansas																	
OCT	1	at South Carolina																	
	8	TENNESSEE																	
	22	at Alabama																	
	29	NEW MEXICO STATE																	
NOV	5	at Mississippi State																	
	12	OLE MISS																	
	29	UTSA																	
	24	LSU																	
		<b>TEXAS A&amp;M</b>	<b>9</b>	<b>406</b>	<b>45.1</b>	<b>59</b>	<b>0</b>	<b>0</b>	<b>0</b>	<b>2</b>	<b>3</b>	<b>5-4</b>	<b>48</b>	<b>0</b>	<b>17</b>	<b>1108</b>	<b>65.2</b>	<b>11</b>	<b>1</b>
		<b>OPPONENTS</b>	<b>15</b>	<b>595</b>	<b>39.7</b>	<b>55</b>	<b>0</b>	<b>0</b>	<b>9</b>	<b>2</b>	<b>4</b>	<b>6-3</b>	<b>38</b>	<b>1</b>	<b>8</b>	<b>474</b>	<b>59.2</b>	<b>0</b>	<b>1</b>

## RED ZONE

	Date	Opponent	Score	Times In RZ	Times Scored	Pts	Total TDs	Rush TDs	Pass TDs	FGs Made	Failed to score inside Red Zone					
											FGA	Downs	Int	Fumb	Half	Game
SEPT	3	UCLA	W 31-24	6	4	16	1	1	0	3	0	1	1	0	0	0
	10	PRARIE VIEW A&M	W 67-0	1	0	0	0	0	0	0	1	0	0	0	0	0
	17	at Auburn														
	24	vs Arkansas														
OCT	1	at South Carolina														
	8	TENNESSEE														
	22	at Alabama														
	29	NEW MEXICO STATE														
NOV	5	at Mississippi State														
	12	OLE MISS														
	29	UTSA														
	24	LSU														
		<b>TEXAS A&amp;M – 10 OF 12 (83.3%)</b>		<b>12</b>	<b>10</b>	<b>58</b>	<b>7</b>	<b>6</b>	<b>1</b>	<b>3</b>	<b>1</b>	<b>0</b>	<b>1</b>	<b>0</b>	<b>0</b>	<b>0</b>
		<b>OPPONENTS – 4 OF 7 (57.1%)</b>		<b>7</b>	<b>4</b>	<b>16</b>	<b>1</b>	<b>1</b>	<b>0</b>	<b>3</b>	<b>1</b>	<b>1</b>	<b>1</b>	<b>0</b>	<b>0</b>	<b>0</b>

# TEAM COMPARISON GAME-BY-GAME

	Date	Opponent	Score	Total	FIRST DOWNS			RUSHING Number-Yards	PASSING		TOTAL OFFENSE Plays-Yards	Return Yards	Turnovers
					Rush	Pass	Pen		Comp-Att-Int	Yards			
SEPT	3	UCLA	31-24	23/28	10/8	11/16	2/4	41-203/40-125	22-42-1/26-47-3	239/343	83-442/87-468	166/65	2/3
	10	PRARIE VIEW A&M	67-0	35/10	18/2	14/8	3/0	38-277/28-32	27-49-1/14-40-1	395/173	87-672/68-205	96/44	2/1
	17	at Auburn											
	24	vs Arkansas											
OCT	1	at South Carolina											
	8	TENNESSEE											
	22	at Alabama											
	29	NEW MEXICO STATE											
NOV	5	at Mississippi State											
	12	OLE MISS											
	29	UTSA											
	24	LSU											
<b>TOTALS</b>			<b>98-24</b>	<b>58/38</b>	<b>28/10</b>	<b>25/24</b>	<b>5/4</b>	<b>79-480/68-157</b>	<b>49-91-2/40-87-4</b>	<b>634/516</b>	<b>170-1114/155-673</b>	<b>262/109</b>	<b>4/4</b>

	Date	Opponent	3rd Down Conversions	4th Down Conversions	Time of Possession	TOP Margin	Avg Yds/Rush	Avg Yds/Pass	Avg Yds/Play	Punting Number-Avg	Penalties Number-Yards
	10	PRARIE VIEW A&M	8-16/5-18	2-2/0-1	28:18/31:42	-3:24	7.3/1.1	8.1/4.3	7.7/3.0	2-37.5/9-37.2	4-35/11-95
	17	at Auburn									
	24	vs Arkansas									
OCT	1	at South Carolina									
	8	TENNESSEE									
	22	at Alabama									
	29	NEW MEXICO STATE									
NOV	5	at Mississippi State									
	12	OLE MISS									
	29	UTSA									
	24	LSU									
<b>TOTALS</b>			<b>12-31/10-36</b>	<b>3-4/1-3</b>	<b>55:00/65:00</b>	<b>-10:00</b>	<b>6.1/2.3</b>	<b>7.0/5.9</b>	<b>6.6/4.3</b>	<b>9-45.1/15-39.7</b>	<b>102/112</b>

*numbers formatted in team/opponent format*

# TEXAS A&M INDIVIDUAL STATISTICS

## RUSHING

	GP	Att	Gain	Loss	Net	Avg	TD	Long	Avg/G
7 Keith Ford	2	22	132	5	127	5.8	3	20	63.5
5 T. Williams	2	20	109	0	109	5.4	0	42	54.5
8 Trevor Knight	2	16	115	6	109	6.8	3	32	54.5
25 Kendall Bussey	1	7	79	0	79	11.3	0	27	79.0
22 Kwame Etwi	1	5	33	1	32	6.4	1	15	32.0
20 James White	2	3	22	1	21	7.0	0	19	10.5
3 Christian Kirk	2	1	11	0	11	11.0	0	11	5.5
10 Jake Hubenak	1	5	15	23	-8	-1.6	0	8	-8.0
<b>TOTAL</b>	<b>2</b>	<b>79</b>	<b>516</b>	<b>36</b>	<b>480</b>	<b>6.1</b>	<b>7</b>	<b>42</b>	<b>240.0</b>
<b>OPPONENTS</b>	<b>2</b>	<b>68</b>	<b>241</b>	<b>84</b>	<b>157</b>	<b>2.3</b>	<b>1</b>	<b>32</b>	<b>78.5</b>

## PASSING

	GP	Effic	Comp-Att-Int	Pct	Yds	TD	Lng	Avg/G
8 Trevor Knight	2	128.07	43-79-2	54.4	583	4	64	291.5
10 Jake Hubenak	1	83.64	5-11-0	45.5	50	0	22	50.0
14 Conner McQueen	2	108.40	1-1-0	100.0	1	0	1	0.5
<b>TOTAL</b>	<b>2</b>	<b>122.48</b>	<b>49-91-2</b>	<b>53.8</b>	<b>634</b>	<b>4</b>	<b>64</b>	<b>317.0</b>
<b>OPPONENTS</b>	<b>2</b>	<b>90.40</b>	<b>40-87-4</b>	<b>46.0</b>	<b>516</b>	<b>1</b>	<b>62</b>	<b>258.0</b>

## RECEIVING

	GP	No.	Yds	Avg	TD	Long	Avg/G
3 Christian Kirk	2	13	164	12.6	2	64	82.0
11 Josh Reynolds	2	6	131	21.8	1	40	65.5
9 R. Seals-Jones	2	6	90	15.0	0	33	45.0
19 Jeremy Tabuyo	2	4	60	15.0	0	34	30.0
2 Speedy Noil	1	4	25	6.2	1	9	25.0
5 T. Williams	2	4	22	5.5	0	10	11.0
13 Jamal Jeffery	2	3	29	9.7	0	22	14.5
18 Edward Pope	2	2	22	11.0	0	16	11.0
82 B. Niederhofer	1	2	11	5.5	0	10	11.0
15 F. Iheanacho	2	2	4	2.0	0	3	2.0
7 Keith Ford	2	1	40	40.0	0	40	20.0
4 Damion Ratley	2	1	20	20.0	0	20	10.0
16 Kemah Siverand	1	1	16	16.0	0	16	16.0
<b>TOTAL</b>	<b>2</b>	<b>49</b>	<b>634</b>	<b>12.9</b>	<b>4</b>	<b>64</b>	<b>317.0</b>
<b>OPPONENTS</b>	<b>2</b>	<b>40</b>	<b>516</b>	<b>12.9</b>	<b>1</b>	<b>62</b>	<b>258.0</b>

## TOTAL OFFENSE

	GP	Plays	Rush	Pass	Total	Avg/G
8 Trevor Knight	2	95	109	583	692	346.0
7 Keith Ford	2	22	127	0	127	63.5
5 T. Williams	2	20	109	0	109	54.5
25 Kendall Bussey	1	7	79	0	79	79.0
10 Jake Hubenak	1	16	-8	50	42	42.0
22 Kwame Etwi	1	5	32	0	32	32.0
20 James White	2	3	21	0	21	10.5
3 Christian Kirk	2	1	11	0	11	5.5
14 Conner McQueen	2	1	0	1	1	0.5
<b>TOTAL</b>	<b>2</b>	<b>170</b>	<b>480</b>	<b>634</b>	<b>1114</b>	<b>557.0</b>
<b>OPPONENTS</b>	<b>2</b>	<b>155</b>	<b>157</b>	<b>516</b>	<b>673</b>	<b>336.5</b>

# TEXAS A&M INDIVIDUAL STATISTICS

## ALL-PURPOSE

	G	Rush	Rec	PR	KOR	IR	Tot	Avg/G
7 Keith Ford	2	127	40	0	52	0	219	109.5
3 Christian Kirk	2	11	164	20	21	0	216	108.0
11 Josh Reynolds	2	0	131	0	0	0	131	65.5
5 T. Williams	2	109	22	0	0	0	131	65.5
8 Trevor Knight	2	109	0	0	0	0	109	54.5
9 R. Seals-Jones	2	0	90	0	0	0	90	45.0
25 Kendall Bussey	1	79	0	0	0	0	79	79.0
1 Nick Harvey	2	0	0	73	0	0	73	36.5
14 Justin Evans	2	0	0	0	63	0	63	31.5
19 Jeremy Tabuyo	2	0	60	0	0	0	60	30.0
2 Speedy Noil	1	0	25	0	20	0	45	45.0
22 Kwame Etwi	1	32	0	0	0	0	32	32.0
13 Jamal Jeffery	2	0	29	0	0	0	29	14.5
18 Edward Pope	2	0	22	0	0	0	22	11.0
20 James White	2	21	0	0	0	0	21	10.5
5 Damion Ratley	2	0	20	0	0	0	20	10.0
16 Kemah Siverand	1	0	16	0	0	0	16	16.0
24 Priest Willis	2	0	0	0	0	13	13	6.5
82 B. Niederhofer	1	0	11	0	0	0	11	11.0
15 F. Iheanacho	2	0	4	0	0	0	4	2.0
10 Jake Hubenak	1	-8	0	0	0	0	-8	-8.0
<b>TOTAL</b>	<b>2</b>	<b>480</b>	<b>634</b>	<b>93</b>	<b>156</b>	<b>13</b>	<b>1376</b>	<b>688.0</b>
<b>OPPONENTS</b>	<b>2</b>	<b>157</b>	<b>516</b>	<b>36</b>	<b>73</b>	<b>0</b>	<b>782</b>	<b>391.0</b>

## FIELD GOALS

	FGM-FGA	Pct	01-19	20-29	30-39	40-49	50-99	Lg	Blk
36 Daniel LaCamera	4-5	80.0	0-0	3-3	0-1	1-1	0-0	48	0
<b>TOTAL</b>	<b>4-5</b>	<b>80.0</b>	<b>0-0</b>	<b>3-3</b>	<b>0-1</b>	<b>1-1</b>	<b>0-0</b>	<b>48</b>	<b>0</b>
<b>FG SEQUENCE</b>	<b>TEXAS A&amp;M</b>								
	UCLA					(38),(20),(23),48			
	PRAIRIE VIEW A&M			(22),(27),(48)					
	at Auburn								
	vs Arkansas								
	at South Carolina								
	TENNESSEE								
	at Alabama								
	NEW MEXICO STATE								
	at Mississippi State								
	OLE MISS								
	UTSA								
	LSU								

Numbers in parentheses indicate field goal was made. \* blocked

## PUNTING

	No.	Yds	Avg	Long	TB	FC	I20	Blkd
46 Shane Tripucka	9	406	45.1	59	0	0	3	0
<b>TOTAL</b>	<b>9</b>	<b>406</b>	<b>45.1</b>	<b>59</b>	<b>0</b>	<b>0</b>	<b>3</b>	<b>0</b>
<b>OPPONENTS</b>	<b>15</b>	<b>595</b>	<b>39.7</b>	<b>55</b>	<b>0</b>	<b>9</b>	<b>4</b>	<b>0</b>

## KICKOFFS

	No.	Yds	Avg	TB	OB	Retn	Net	YdLn
34 Braden Mann	13	836	64.3	9	0			
46 Daniel LaCamera	4	272	68.0	2	1			
<b>TOTAL</b>	<b>17</b>	<b>1108</b>	<b>65.2</b>	<b>11</b>	<b>1</b>	<b>73</b>	<b>44.7</b>	<b>20</b>
<b>OPPONENTS</b>	<b>8</b>	<b>474</b>	<b>59.2</b>	<b>0</b>	<b>1</b>	<b>156</b>	<b>39.8</b>	<b>25</b>

## SCORING

	TD	FGs	PATs			DXP	Saf	Points
			Kick	Rush	Rcv			
36 Daniel LaCamera	0	4-5	12-12	0-0	0	0-0	0	24
7 Keith Ford	3	0-0	0-0	0-0	0	0-0	0	18
8 Trevor Knight	3	0-0	0-0	0-0	0	0-0	0	18
3 Christian Kirk	2	0-0	0-0	0-0	0	0-0	0	12
11 Josh Reynolds	1	0-0	0-0	0-0	0	0-0	0	6
2 Speedy Noil	1	0-0	0-0	0-0	0	0-0	0	6
1 Nick Harvey	1	0-0	0-0	0-0	0	0-0	0	6
22 Kwame Etwi	1	0-0	0-0	0-0	0	0-0	0	6
40 Jarrett Johnson	0	0-0	0-0	0-0	0	0-0	1	2
<b>TOTAL</b>	<b>12</b>	<b>4-5</b>	<b>12-12</b>	<b>0-0</b>	<b>0</b>	<b>0-0</b>	<b>1</b>	<b>98</b>
<b>OPPONENTS</b>	<b>2</b>	<b>3-6</b>	<b>1-1</b>	<b>0-0</b>	<b>1</b>	<b>1-1</b>	<b>0</b>	<b>24</b>

## INTERCEPTIONS

	No.	Yds	Avg	TD	Long
14 Justin Evans	2	0	0.0	0	0
24 Priest Willis	1	13	13.0	0	13
4 Noel Ellis	1	0	0.0	0	0
<b>TOTAL</b>	<b>4</b>	<b>13</b>	<b>3.2</b>	<b>0</b>	<b>13</b>
<b>OPPONENTS</b>	<b>2</b>	<b>0</b>	<b>0.0</b>	<b>0</b>	<b>0</b>

## PUNT RETURNS

	No.	Yds	Avg	TD	Long
3 Christian Kirk	2	20	10.0	0	17
1 Nick Harvey	1	73	73.0	1	73
<b>TOTAL</b>	<b>3</b>	<b>93</b>	<b>31.0</b>	<b>1</b>	<b>73</b>
<b>OPPONENTS</b>	<b>6</b>	<b>36</b>	<b>6.0</b>	<b>0</b>	<b>16</b>

## KICK RETURNS

	No.	Yds	Avg	TD	Long
14 Justin Evans	3	63	21.0	0	26
7 Keith Ford	2	52	26.0	0	30
2 Speedy Noil	1	20	20.0	0	20
3 Christian Kirk	1	21	21.0	0	21
<b>TOTAL</b>	<b>6</b>	<b>136</b>	<b>22.7</b>	<b>0</b>	<b>30</b>
<b>OPPONENTS</b>	<b>2</b>	<b>33</b>	<b>16.5</b>	<b>0</b>	<b>17</b>

## FUMBLE RETURNS

	No.	Yds	Avg	TD	Long
<b>TOTAL</b>	<b>0</b>	<b>0</b>	<b>0.0</b>	<b>0</b>	<b>0</b>
<b>OPPONENTS</b>	<b>0</b>	<b>0</b>	<b>0.0</b>	<b>0</b>	<b>0</b>

# TEXAS A&M DEFENSIVE STATISTICS

	GP	Tackles			TFL/Yds	Sacks		Pass Def			Fumbles		Blkd Kick	Saf
		Solo	Ast	Total		No-Yds	Int-Yds	BrUp	QBH	Rcv-Yds	FF			
1 Nick Harvey	2	10	5	15	1.5-1	.	.	1	.	.	.	.	.	
14 Justin Evans	2	6	7	13	.	.	2-0	3	.	.	.	1	.	
33 S. Washington	2	4	9	13	1.0-7	1.0-7	.	5	2	.	1	.	.	
23 Armani Watts	2	6	2	8	1.0-11	1.0-11	.	1	.	.	.	.	.	
25 Tyrel Dodson	2	4	4	8	0.5-1	.	.	.	.	.	.	.	.	
31 Claude George	2	4	4	8	1.0-7	1.0-7	.	.	1	.	.	.	.	
17 Alex Sezer Jr.	2	3	4	7	.	.	.	.	.	.	.	.	.	
10 Daeshon Hall	2	3	4	7	3.0-6	.	.	.	1	.	.	.	.	
24 Priest Willis	1	4	2	6	.	.	1-13	1	.	.	.	.	.	
42 Otaru Alaka	2	3	3	6	1.0-1	.	.	.	.	.	.	.	.	
6 Donovan Wilson	2	4	2	6	1.0-2	.	.	1	2	.	.	.	.	
15 Myles Garrett	2	2	3	5	1.5-9	1.0-8	.	.	4	.	.	.	.	
45 C. Gillaspia	2	3	1	4	.	.	.	.	.	.	.	.	.	
88 Kingsley Keke	2	1	3	4	1.0-6	1.0-6	.	.	.	.	.	.	.	
99 James Lockhart	2	1	3	4	.	.	.	.	.	.	.	.	.	
40 Jarrett Johnson	2	2	1	3	2.0-14	2.0-14	.	.	.	.	.	.	1	
19 D. Capers-Smith	2	2	1	3	.	.	.	.	.	.	.	.	.	
5 Daylon Mack	2	.	3	3	0.5-0	.	.	.	.	.	.	.	.	
18 Larry Pryor	2	2	1	3	.	.	.	.	.	.	.	.	.	
1C Reggie Chevis	2	1	2	3	.	.	.	.	.	.	.	.	.	
7 Richard Moore	1	2	1	3	.	.	.	.	1	.	.	.	.	
9 Q. Cunningham	2	2	1	3	1.0-10	1.0-10	.	.	.	.	.	.	.	
98 Hardreck Walker	2	1	1	2	.	.	.	.	.	.	.	.	.	
16 Dwaine Thomas	2	.	2	2	.	.	.	.	.	.	.	.	.	
45 Austin Frey	2	2	.	2	.	.	.	.	.	.	.	.	.	
4 Noel Ellis	2	.	1	1	.	.	1-0	.	.	.	.	.	.	
92 Z. Henderson	2	.	1	1	.	.	.	.	2	.	.	.	.	
27 Roney Elam	1	1	.	1	.	.	.	.	.	.	.	.	.	
96 Jesse Brown	1	.	1	1	.	.	.	.	.	.	.	.	.	
46 Landis Durham	1	1	.	1	1.0-9	.	.	.	1	.	.	.	.	
4 Damion Ratley	2	1	.	1	.	.	.	.	.	.	.	.	.	
9 R. Seals-Jones	2	1	.	1	.	.	.	.	.	.	.	.	.	
<b>TOTAL</b>	<b>2</b>	<b>76</b>	<b>72</b>	<b>148</b>	<b>17-84</b>	<b>8-63</b>	<b>4-13</b>	<b>12</b>	<b>14</b>	<b>.</b>	<b>1</b>	<b>1</b>	<b>1</b>	
<b>OPPONENTS</b>	<b>2</b>	<b>82</b>	<b>72</b>	<b>154</b>	<b>8.0-33</b>	<b>2-22</b>	<b>2-0</b>	<b>12</b>	<b>2</b>	<b>2-0</b>	<b>2</b>	<b>.</b>	<b>.</b>	

## LEADERS

### SOLO TACKLES

1 N. Harvey.....	10
23 A. Watts.....	6
14 J. Evans.....	6
33 S. Washington.....	4
31 C. George.....	4

### ASSISTED TACKLES

33 S. Washington.....	9
14 J. Evans.....	7
1 N. Harvey.....	5
31 C. George.....	4
25 T. Dodson.....	4

### TACKLES FOR LOSS/YDS

10 D. Hall.....	3.0/6
40 J. Johnson.....	2.0/14
15 M. Garrett.....	1.5/9
1 N. Harvey.....	1.5/1
23 A. Watts.....	1.0/11

### QB SACKS/YDS

40 J. Johnson.....	2.0/14
23 A. Watts.....	1.0/11
9 Q. Cunningham.....	1.0/10
15 M. Garrett.....	1.0/8
33 S. Washington.....	1.0/7

### SPECIAL TEAMS TACKLES

12 C. Gillaspia.....	3
56 A. Frey.....	2
17 A. Sezer Jr.....	2
1 N. Harvey.....	1

# PARTICIPATION CHART

Name	GP/GS	UCLA	PVAMU	AUB	ARK	USC	UT	BAMA	NMSU	MSU	MISS	UTSA	LSU
17 Alex Sezer Jr.	2/-	XXX	XXX										
42 Otaru Alaka	2/2	START	START										
55 Austin Anderson	1/-	...	XXX										
67 Drew Beakey	1/-	...	XXX										
96 Jesse Brown	1/-	...	XXX										
25 Kendall Bussey	1/-	...	XXX										
19 D. Capers-Smith	2/1	XXX	START										
22 C. Chattman	1/-	...	XXX										
13 Reggie Chevis	2/-	XXX	XXX										
89 Calvin Cline	2/-	XXX	XXX										
9 Q. Cunningham	2/-	XXX	XXX										
50 Tank Davis	2/-	XXX	XXX										
25 Tyrel Dodson	2/-	XXX	XXX										
46 Landis Durham	1/-	...	XXX										
27 Roney Elam	1/-	...	XXX										
4 Noel Ellis	2/-	XXX	XXX										
72 J. Eluemunor	2/2	START	START										
22 Kwame Etwi	1/-	...	XXX										
14 Justin Evans	2/2	START	START										
7 Keith Ford	2/1	XXX	START										
45 Austin Frey	2/-	XXX	XXX										
35 Riley Garner	2/-	XXX	XXX										
15 Myles Garrett	2/2	START	START										
65 Avery Gennesy	2/2	START	START										
31 Claude George	2/-	XXX	XXX										
45 C. Gillaspia	2/-	XXX	XXX										
85 Grant Gustafson	1/-	...	XXX										
10 Daeshon Hall	2/2	START	START										
21 Aaron Hansford	1/-	...	XXX										
1 Nick Harvey	2/2	START	START										
92 Z. Henderson	2/2	START	START										
10 Jake Hubenak	1/-	...	XXX										
15 F. Iheanacho	2/-	XXX	XXX										
13 Jamal Jeffery	2/-	XXX	XXX										
40 Jarrett Johnson	2/-	XXX	XXX										
88 Kingsley Keke	2/-	XXX	XXX										
3 Christian Kirk	2/1	START	XXX										
8 Trevor Knight	2/2	START	START										
50 Mac Labhart	1/-	...	XXX										
36 Daniel LaCamera	2/-	XXX	XXX										
70 Connor Lanfear	2/2	START	START										
99 James Lockhart	2/-	XXX	XXX										
62 Chad Loitz	1/-	...	XXX										
5 Daylon Mack	2/-	XXX	XXX										
34 Braden Mann	2/-	XXX	XXX										
75 Koda Martin	2/-	XXX	XXX										
64 Erik McCoy	2/2	START	START										
14 Conner McQueen	2/-	XXX	XXX										
7 Richard Moore	1/1	START	...										
82 B. Niederhofer	1/-	...	XXX										
2 Speedy Noil	1/1	...	START										
21 Charles Oliver	1/-	...	XXX										
32 Will Paulhill	1/-	...	XXX										
18 Edward Pope	2/-	XXX	XXX										
76 Colton Prater	2/2	START	START										
18 Larry Pryor	2/-	XXX	XXX										
4 Damion Ratley	2/1	START	XXX										
11 Josh Reynolds	2/2	START	START										
40 C. Robertson	2/-	XXX	XXX										
86 Tanner Schorp	2/1	XXX	START										
9 R. Seals-Jones	2/2	START	START										
16 Kemah Siverand	1/-	...	XXX										
78 K. Sutherland	1/-	...	XXX										
19 Jeremy Tabuyo	2/-	XXX	XXX										
69 Brayden Talbert	1/-	...	XXX										
16 Dwaine Thomas	2/-	XXX	XXX										
46 Shane Tripucka	2/-	XXX	XXX										
98 Hardreck Walker	2/2	START	START										
33 S. Washington	2/2	START	START										
23 Armani Watts	2/2	START	START										
20 James White	2/1	START	XXX										
5 T. Williams	2/-	XXX	XXX										
24 Priest Willis	1/1	START	...										
6 Donovan Wilson	2/1	XXX	START										

# RUSHING/RECEIVING/PASSING GAME-BY-GAME

## RUSHING

Name	No-Yds/TD	UCLA	PVAMU	AUB	ARK	USC	UT	BAMA	NMSU	MSU	MISS	UTSA	LSU
7 Keith Ford	22-127/3	14-65/1	8-62/2										
5 T. Williams	20-109/0	15-94/0	5-15/0										
8 Trevor Knight	16-109/3	9-31/2	7-78/1										
25 Kendall Bussey	7-79/0	DNP	7-79/0										
22 Kwame Etwi	5-32/1	DNP	5-32/1										
20 James White	3-21/0	2-2/0	1-19/0										
3 Christian Kirk	1-11/0	1-11/0	-										
10 Jake Hubenak	5-8/0	DNP	5-8/0										

## RECEIVING

Name	No-Yds/TD	UCLA	PVAMU	AUB	ARK	USC	UT	BAMA	NMSU	MSU	MISS	UTSA	LSU
3 Christian Kirk	13-164/2	8-58/0	5-106/2										
11 Josh Reynolds	6-131/1	4-78/1	2-53/0										
9 R. Seals-Jones	6-90/0	4-57/0	2-33/0										
19 Jeremy Tabuyo	4-60/0	2-20/0	2-40/0										
7 Keith Ford	1-40/0	-	1-40/0										
13 Jamal Jeffery	3-29/0	1-2/0	2-27/0										
2 Speedy Noil	4-25/1	DNP	4-25/1										
18 Edward Pope	2-22/0	1-16/0	1-6/0										
5 T. Williams	4-22/0	1-5/0	3-17/0										
4 Damion Ratley	1-20/0	-	1-20/0										
16 Kemah Siverand	1-16/0	DNP	1-16/0										
82 B. Niederhofer	2-11/0	DNP	2-11/0										
15 F. Iheanacho	2-4/0	1-3/0	1-1/0										

## PASSING

### #8 TREVOR KNIGHT

	Att	Comp	Int	Pct	Yards	TD	Long	Sack	Yds	Effic
UCLA	42	22	1	52.4	239	1	40	0	0	103.3
PRAIRIE VIEW A&M	37	21	1	56.8	344	3	64	0	0	156.2
at Auburn										
vs Arkansas										
at South Carolina										
TENNESSEE										
ALABAMA										
NEW MEXICO ST										
MISSISSIPPI ST										
OLE MISS										
UTSA										
LSU										
<b>TOTALS</b>	<b>79</b>	<b>43</b>	<b>2</b>	<b>54.4</b>	<b>583</b>	<b>4</b>	<b>64</b>	<b>0</b>	<b>0</b>	<b>128.1</b>

### #10 JAKE HUBENAK

	Att	Comp	Int	Pct	Yards	TD	Long	Sack	Yds	Effic
UCLA	-- Did Not Play --									
PRAIRIE VIEW A&M	11	5	0	45.5	50	0	22	2	22	83.6
at Auburn										
vs Arkansas										
at South Carolina										
TENNESSEE										
ALABAMA										
NEW MEXICO ST										
MISSISSIPPI ST										
OLE MISS										
UTSA										
LSU										
<b>TOTALS</b>	<b>11</b>	<b>5</b>	<b>0</b>	<b>45.5</b>	<b>50</b>	<b>0</b>	<b>22</b>	<b>2</b>	<b>22</b>	<b>83.6</b>

### #14 CONNER MCQUEEN

	Att	Comp	Int	Pct	Yards	TD	Long	Sack	Yds	Effic
UCLA	-- Did Not Play --									
PRAIRIE VIEW A&M	1	1	0	100.0	1	0	1	0	0	108.4
at Auburn										
vs Arkansas										
at South Carolina										
TENNESSEE										
ALABAMA										
NEW MEXICO ST										
MISSISSIPPI ST										
OLE MISS										
UTSA										
LSU										
<b>TOTALS</b>	<b>1</b>	<b>1</b>	<b>0</b>	<b>100.0</b>	<b>1</b>	<b>0</b>	<b>1</b>	<b>0</b>	<b>0</b>	<b>108.4</b>

# TACKLES GAME-BY-GAME

Name	Solo-Ast	Total	UCLA	PVAMU	AUB	ARK	USC	UT	BAMA	NMSU	MSU	MISS	UTSA	LSU
1 Nick Harvey	10-5	15	8-3	2-2										
33 S. Washington	4-9	13	2-6	2-3										
14 Justin Evans	6-7	13	2-6	4-1										
23 Armani Watts	6-2	8	5-2	1-0										
31 Claude George	4-4	8	3-2	1-2										
25 Tyrel Dodson	4-4	8	2-3	2-1										
17 Alex Sezer Jr.	3-4	7	2-3	1-1										
10 Daeshon Hall	3-4	7	2-2	1-2										
24 Priest Willis	4-2	6	4-2	DNP										
8 Donovan Wilson	4-2	6	2-2	2-0										
42 Otaru Alaka	3-3	6	3-1	0-2										
15 Myles Garrett	2-3	5	1-2	1-1										
99 James Lockhart	1-3	4	1-0	0-3										
88 Kingsley Keke	1-3	4	1-3	-										
12 C. Gillaspia	3-1	4	2-1	1-0										
13 Reggie Chevis	1-2	3	0-1	1-1										
40 Jarrett Johnson	2-1	3	-	2-1										
5 Daylon Mack	0-3	3	-	0-3										
7 Richard Moore	2-1	3	2-1	DNP										
9 Q. Cunningham	2-1	3	-	2-1										
18 Larry Pryor	2-1	3	-	2-1										
19 D. Capers-Smith	2-1	3	-	2-1										
45 Austin Frey	2-0	2	2-0	-										
16 Dwaine Thomas	0-2	2	-	0-2										
98 Hardreck Walker	1-1	2	1-1	-										
92 Z. Henderson	0-1	1	0-1	-										
9 R. Seals-Jones	1-0	1	1-0	-										
4 Noel Ellis	0-1	1	-	0-1										
4 Damion Ratley	1-0	1	-	1-0										
96 Jesse Brown	0-1	1	DNP	0-1										
46 Landis Durham	1-0	1	DNP	1-0										
27 Roney Elam	1-0	1	DNP	1-0										

# SEASON SUPERLATIVES

## TEXAS A&M

### INDIVIDUAL GAME HIGHS

Rushes	15	T. Williams vs UCLA (Sep 03, 2016)
Yards Rushing	94	T. Williams vs UCLA (Sep 03, 2016)
TD Rushes	2	Keith Ford vs Prairie View A&M (Sep 10, 2016)
		Trevor Knight vs UCLA (Sep 03, 2016)
Long Rush	42	T. Williams vs UCLA (Sep 03, 2016)
Pass attempts	42	Trevor Knight vs UCLA (Sep 03, 2016)
Pass completions	22	Trevor Knight vs UCLA (Sep 03, 2016)
Yards Passing	344	Trevor Knight vs Prairie View A&M (Sep 10, 2016)
TD Passes	3	Trevor Knight vs Prairie View A&M (Sep 10, 2016)
Long Pass	64	Trevor Knight vs Prairie View A&M (Sep 10, 2016)
Receptions	8	Christian Kirk vs UCLA (Sep 03, 2016)
Yards Receiving	106	Christian Kirk vs Prairie View A&M (Sep 10, 2016)
TD Receptions	2	Christian Kirk vs Prairie View A&M (Sep 10, 2016)
Long Reception	64	Christian Kirk vs Prairie View A&M (Sep 10, 2016)
Field Goals	3	Daniel LaCamera vs Prairie View A&M (Sep 10, 2016)
Long Field Goal	48	Daniel LaCamera vs Prairie View A&M (Sep 10, 2016)
Punts	7	Shane Tripucka vs UCLA (Sep 03, 2016)
Punting Avg	47.3	Shane Tripucka vs UCLA (Sep 03, 2016)
Long Punt	59	Shane Tripucka vs UCLA (Sep 03, 2016)
Punts inside 20	2	Shane Tripucka vs UCLA (Sep 03, 2016)
Long Punt Return	73	Nick Harvey vs Prairie View A&M (Sep 10, 2016)
Long Kickoff Return	30	Keith Ford vs UCLA (Sep 03, 2016)
Tackles	11	Nick Harvey vs UCLA (Sep 03, 2016)
Sacks	2.0	Jarrett Johnson vs Prairie View A&M (Sep 10, 2016)
Tackles For Loss	2.0	Jarrett Johnson vs Prairie View A&M (Sep 10, 2016)
Interceptions	2	Justin Evans vs UCLA (Sep 03, 2016)

### TEAM GAME HIGHS

Rushes	41	vs UCLA (Sep 03, 2016)
Yards Rushing	277	vs Prairie View A&M (Sep 10, 2016)
Yards Per Rush	7.3	vs Prairie View A&M (Sep 10, 2016)
TD Rushes	4	vs Prairie View A&M (Sep 10, 2016)
Pass attempts	49	vs Prairie View A&M (Sep 10, 2016)
Pass completions	27	vs Prairie View A&M (Sep 10, 2016)
Yards Passing	395	vs Prairie View A&M (Sep 10, 2016)
Yards Per Pass	8.1	vs Prairie View A&M (Sep 10, 2016)
TD Passes	3	vs Prairie View A&M (Sep 10, 2016)
Total Plays	87	vs Prairie View A&M (Sep 10, 2016)
Total Offense	672	vs Prairie View A&M (Sep 10, 2016)
Yards Per Play	7.7	vs Prairie View A&M (Sep 10, 2016)
Points	67	vs Prairie View A&M (Sep 10, 2016)
Sacks By	5	vs UCLA (Sep 03, 2016)
First Downs	35	vs Prairie View A&M (Sep 10, 2016)
Penalties	6	vs UCLA (Sep 03, 2016)
Penalty Yards	67	vs UCLA (Sep 03, 2016)
Turnovers	2	vs UCLA (Sep 03, 2016)
		vs Prairie View A&M (Sep 10, 2016)
Interceptions By	3	vs UCLA (Sep 03, 2016)
Punts	7	vs UCLA (Sep 03, 2016)
Punting Avg	47.3	vs UCLA (Sep 03, 2016)
Long Punt	59	vs UCLA (Sep 03, 2016)
Punts inside 20	2	vs UCLA (Sep 03, 2016)
Long Punt Return	73	vs Prairie View A&M (Sep 10, 2016)

## OPPONENTS

### INDIVIDUAL GAME HIGHS

Rushes	23	Soso Jamabo of UCLA (Sep 03, 2016)
Yards Rushing	91	Soso Jamabo of UCLA (Sep 03, 2016)
TD Rushes	1	Bolu Olorunfunmi of UCLA (Sep 03, 2016)
Long Rush	32	Bolu Olorunfunmi of UCLA (Sep 03, 2016)
Pass attempts	46	Josh Rosen of UCLA (Sep 03, 2016)
Pass completions	26	Josh Rosen of UCLA (Sep 03, 2016)
Yards Passing	343	Josh Rosen of UCLA (Sep 03, 2016)
TD Passes	1	Josh Rosen of UCLA (Sep 03, 2016)
Long Pass	62	Josh Rosen of UCLA (Sep 03, 2016)
Receptions	6	Kenneth Walker of UCLA (Sep 03, 2016)
		D. LaStrappe, vs Prairie View A&M (Sep 10, 2016)
Yards Receiving	115	Kenneth Walker of UCLA (Sep 03, 2016)
TD Receptions	1	Kenneth Walker of UCLA (Sep 03, 2016)
Long Reception	62	Kenneth Walker of UCLA (Sep 03, 2016)
Field Goals	3	JJ Molson of UCLA (Sep 03, 2016)
Long Field Goal	38	JJ Molson of UCLA (Sep 03, 2016)
Punts	9	Owen Hoolihan, vs Prairie View A&M (Sep 10, 2016)
Punting Avg	43.3	Austin Kent of UCLA (Sep 03, 2016)
Long Punt	55	Austin Kent of UCLA (Sep 03, 2016)
Punts inside 20	2	Austin Kent of UCLA (Sep 03, 2016)
		Joshua Simmons, vs Prairie View A&M (Sep 10, 2016)
Long Punt Return	16	Ishmael Adams of UCLA (Sep 03, 2016)
Long Kickoff Return	17	Ishmael Adams of UCLA (Sep 03, 2016)
		Owen Hoolihan, vs Prairie View A&M (Sep 10, 2016)
Tackles	9	T. Singleton, vs Prairie View A&M (Sep 10, 2016)
Sacks	1.0	TyQuan Fields, vs Prairie View A&M (Sep 10, 2016)
		Willie Butler, vs Prairie View A&M (Sep 10, 2016)
Tackles For Loss	2.0	Willie Butler, vs Prairie View A&M (Sep 10, 2016)
Interceptions	1	Adarius Pickett of UCLA (Sep 03, 2016)
		Raleigh Johnson, vs Prairie View A&M (Sep 10, 2016)

### TEAM GAME HIGHS

Rushes	40	UCLA (Sep 03, 2016)
Yards Rushing	125	UCLA (Sep 03, 2016)
Yards Per Rush	3.1	UCLA (Sep 03, 2016)
TD Rushes	1	UCLA (Sep 03, 2016)
Pass attempts	47	UCLA (Sep 03, 2016)
Pass completions	26	UCLA (Sep 03, 2016)
Yards Passing	343	UCLA (Sep 03, 2016)
Yards Per Pass	7.3	UCLA (Sep 03, 2016)
TD Passes	1	UCLA (Sep 03, 2016)
Total Plays	87	UCLA (Sep 03, 2016)
Total Offense	468	UCLA (Sep 03, 2016)
Yards Per Play	5.4	UCLA (Sep 03, 2016)
Points	24	UCLA (Sep 03, 2016)
Sacks By	2	Prairie View A&M (Sep 10, 2016)
First Downs	28	UCLA (Sep 03, 2016)
Penalties	11	Prairie View A&M (Sep 10, 2016)
Penalty Yards	95	Prairie View A&M (Sep 10, 2016)
Turnovers	3	UCLA (Sep 03, 2016)
Interceptions By	1	UCLA (Sep 03, 2016)
		Prairie View A&M (Sep 10, 2016)
Punts	9	Prairie View A&M (Sep 10, 2016)
Punting Avg	43.3	UCLA (Sep 03, 2016)
Long Punt	55	UCLA (Sep 03, 2016)
Punts inside 20	2	UCLA (Sep 03, 2016)
		Prairie View A&M (Sep 10, 2016)
Long Punt Return	16	UCLA (Sep 03, 2016)

# MISCELLANEOUS STATISTICS

## STARTING FIELD POSITION

	A&M Avg. Start	Opp. Avg. Start	A&M Advantage
UCLA	own 28	own 27	+ 1
PRAIRIE VIEW A&M	own 34	own 23	+11
at Auburn			
vs. Arkansas			
at South Carolina			
TENNESSEE			
at Alabama			
NEW MEXICO ST			
at Mississippi St			
OLE MISS			
UTSA			
LSU			
<b>Totals</b>	<b>own 30.8</b>	<b>own 25.8</b>	

## POINTS OFF TURNOVERS

Opponent	TEXAS A&M				OPPONENTS			
	TOs	TDs	FG-Att	Pts.	A&M TOs	TDs	FG-Att	Pts.
UCLA	3	0	0-1	0	2	0	1-1	3
PRAIRIE VIEW A&M	1	1	0-0	7	2	0	0-0	0
at Auburn								
vs Arkansas								
at South Carolina								
TENNESSEE								
at Alabama								
NEW MEXICO ST								
at Mississippi St								
OLE MISS								
UTSA								
LSU								
<b>Totals</b>	<b>4(5/0, 4 int)</b>	<b>1</b>	<b>0-1</b>	<b>7</b>	<b>4(4/2, 2 int)</b>	<b>0</b>	<b>1-1</b>	<b>3</b>

F/L: total fumbles/fumbles lost

## PENALTIES

	A&M Pen.-Yds.	Opp. Pen.-Yds.	A&M Yd Diff
UCLA	6-67	4-17	-50
PRAIRIE VIEW A&M	4-35	11-95	+60
at Auburn			
vs Arkansas			
at South Carolina			
TENNESSEE			
at Alabama			
NEW MEXICO ST			
at Mississippi St			
OLE MISS			
UTSA			
LSU			
<b>Totals (per gm avg.)</b>	<b>10-102 (51.0)</b>	<b>15-112 (56.0)</b>	

## GAME-OPENING DRIVES

	TEXAS A&M					OPPONENTS				
	Pts	Res	1Dn	PI-Yds	Time	Pts	Res	1Dn	PI-Yds	Time
UCLA	0	FUM	1	5-23	1:10	3	FG	1	4-22	2:12
PRAIRIE VIEW A&M	3	FG	2	6-50	1:51	0	PUNT	0	3-(5)	0:29
at Auburn										
vs. Arkansas										
at South Carolina										
TENNESSEE										
at Alabama										
NEW MEXICO ST										
at Mississippi St										
OLE MISS										
UTSA										
LSU										
<b>Totals</b>	<b>3</b>		<b>3</b>	<b>6-37*</b>	<b>1:31*</b>	<b>3</b>		<b>1</b>	<b>4-14*</b>	<b>1:20*</b>

\* average

## SECOND HALF-OPENING DRIVES

	TEXAS A&M					OPPONENTS				
	Pts	Res	1Dn	PI-Yds	Time	Pts	Res	1Dn	PI-Yds	Time
UCLA	7	TD	5	11-87	4:10	0	PUNT	1	5-28	1:42
PRAIRIE VIEW A&M	7	TD	6	13-78	3:49	0	PUNT	0	3-0	0:28
at Auburn										
vs Arkansas										
at South Carolina										
TENNESSEE										
at Alabama										
NEW MEXICO ST										
at Mississippi St										
OLE MISS										
UTSA										
LSU										
<b>Totals</b>	<b>14</b>		<b>11</b>	<b>12-83*</b>	<b>4:00*</b>	<b>0</b>		<b>1</b>	<b>4-14*</b>	<b>1:05*</b>

\* average

^ drive began following turnover

## A&M SCORING DRIVES

	Scoring Drives	TIME		PLAYS		5 or less	1-Play
		Total	Avg	Total	Avg		
UCLA	4	12:41	3:10	34	8.5	1	0
PRAIRIE VIEW A&M	11	21:11	2:07	68	6.2	3	1
at Auburn							
vs Arkansas							
at South Carolina							
TENNESSEE							
at Alabama							
NEW MEXICO ST							
at Mississippi St							
OLE MISS							
UTSA							
LSU							
<b>Totals</b>	<b>15</b>	<b>33:52</b>	<b>2:25</b>	<b>102</b>	<b>6.8</b>	<b>4</b>	<b>1</b>

\* not including overtime possessions

# STARTING LINEUPS

## OFFENSIVE STARTERS

	WR	LT	LG	C	RG	RT	TE/WR	WR	WR	QB	RB/WR
UCLA	RATLEY	GENNESY	PRATER	MCCOY	LANFEAR	ELUEMUNOR	KIRK	REYNOLDS	SEALS-JONES	KNIGHT	WHITE
PRAIRIE VIEW A&M	NOIL	GENNESY	PRATER	MCCOY	LANFEAR	ELUEMUNOR	SCHORP	REYNOLDS	SEALS-JONES	KNIGHT	FORD
at Auburn											
vs Arkansas											
at South Carolina											
TENNESSEE											
at Alabama											
NEW MEXICO ST											
at Mississippi St											
OLE MISS											
UTSA											
LSU											

## DEFENSIVE STARTERS

	DE	NG	DT	RUSH	LB	LB	LB/NICKLE	CB	CB	SS	FS
UCLA	HALL	HENDERSON	WALKER	GARRETT	WASHINGTON	ALAKA	MOORE	HARVEY	WILLIS	WATTS	EVANS
PRAIRIE VIEW A&M	HALL	HENDERSON	WALKER	GARRETT	WASHINGTON	ALAKA	WILSON*	HARVEY	CAPERS-SMITH	WATTS	EVANS
at Auburn											
vs Arkansas											
at South Carolina											
TENNESSEE											
at Alabama											
NEW MEXICO ST											
at Mississippi St											
OLE MISS											
UTSA											
LSU											

\* Started as a nickel back

## START CHART

	Career Starts	Consec Starts
Josh Reynolds	24	5
Myles Garrett	23	17
Armani Watts	23	17
Ricky Seals-Jones	23	7
Daeshon Hall	21	15
Shaan Washington	15	15
Avery Gennesy	15	15
Justin Evans	14	5
Christian Kirk	12	-
Hardreck Walker	10	2
Speedy Noil	9	1
Otaro Alaka	9	2
Donovan Wilson	8	1
Edward Pope	7	-
Keaton Sutherland	7	-
Victor Davis	5	-
Richard Moore	5	-
Damion Ratley	5	-
Zaycoven Henderson	4	2
Claude George	4	-
Josh Walker	4	-
Jermaine Eleumunor	3	3
Nick Harvey	3	2
Colton Prater	2	2
Erik McCoy	2	2
Connor Lanfear	2	2
Trevor Knight	2	2
Alex Sezer, Jr	2	-
Tanner Schorp	1	1
Keith Ford	1	1
Deshawn Capers-Smith	1	1
James White	1	-
Priest Willis	1	-
Jake Hubenak	1	-
Justin Dunning	1	-
Jeremy Tabuyo	1	-

## 12<sup>TH</sup> MAN REP

	12th Man	#
UCLA		
PVAMU		
at Aub		
vs Ark		
at USC		
UT		
at Bama		
NMSU		
at MSU		
MISS		
UTSA		
LSU		

# - appearances as 12th Man representative

# TEXAS A&M'S 20-PLUS YARD PLAYS (21)

Yards	Type	Player(s)	Opponent
*73	PR	Nick Harvey	Prairie View A&M
*64	Pass	Christian Kirk from Trevor Knight	Prairie View A&M
42	Rush	T. Williams	UCLA
40	Pass	Keith Ford from Trevor Knight	Prairie View A&M
*40	Pass	Josh Reynolds from Trevor Knight	UCLA
36	Pass	Josh Reynolds from Trevor Knight	Prairie View A&M
34	Pass	Jeremy Tabuyo from Trevor Knight	Prairie View A&M
*34	Pass	Christian Kirk from Trevor Knight	Prairie View A&M
33	Pass	R. Seals-Jones from Trevor Knight	UCLA
*32	Rush	Trevor Knight	Prairie View A&M
30	KR	Keith Ford	UCLA
27	Rush	Kendall Bussey	Prairie View A&M
26	KR	Justin Evans	UCLA
22	Pass	Jamal Jeffery from Jake Hubenak	Prairie View A&M
22	KR	Keith Ford	UCLA
21	Pass	R. Seals-Jones from Trevor Knight	Prairie View A&M
21	KR	Christian Kirk	UCLA
20	Pass	Damion Ratley from Trevor Knight	Prairie View A&M
20	KR	Justin Evans	UCLA
20	Rush	Keith Ford	UCLA
20	KR	Speedy Noil	Prairie View A&M

\* touchdown scored on play

BY LENGTH		
Yards	No.	TD
100+	0	0
90-99	0	0
80-89	0	0
70-79	1	1
60-69	1	1
50-59	0	0
40-49	3	1
30-39	6	2
20-29	10	0

BY PLAY TYPE		
Type	No.	TD
Rushing	4	1
Passing	10	3
Punt returns	1	1
Kick returns	6	0
Interceptions	0	0
Fumble returns	0	0
Other	0	0
<b>TOTAL</b>	<b>21</b>	<b>5</b>

20-YARD PLUS BY PLAYER								
Player	No.	TD	R	P	KR	PR	IR	FR
Keith Ford	4	0	1	1	2	0	0	0
Christian Kirk	3	2	0	2	1	0	0	0
Josh Reynolds	2	1	0	2	0	0	0	0
Justin Evans	2	0	0	0	2	0	0	0
R. Seals-Jones	2	0	0	2	0	0	0	0
Trevor Knight	1	1	1	0	0	0	0	0
Nick Harvey	1	1	0	0	0	1	0	0
Jeremy Tabuyo	1	0	0	1	0	0	0	0
Kendall Bussey	1	0	1	0	0	0	0	0
T. Williams	1	0	1	0	0	0	0	0
Jamal Jeffery	1	0	0	1	0	0	0	0
Damion Ratley	1	0	0	1	0	0	0	0
Speedy Noil	1	0	0	0	1	0	0	0
<b>TOTAL</b>	<b>21</b>	<b>5</b>	<b>4</b>	<b>10</b>	<b>6</b>	<b>1</b>	<b>0</b>	<b>0</b>

## LONGEST PLAYS OF 2015

### RUSHING

**42** T. Williams vs UCLA .....Sept. 3

### RUSHING TOUCHDOWN

**32** Trevor Knight vs Prairie View A&M .....Sept. 10

### PASSING

**64** Christian Kirk from Trevor Knight vs Prairie View A&M .....Sept. 10

### PASSING TOUCHDOWN

**64** Christian Kirk from Trevor Knight vs Prairie View A&M .....Sept. 10

### PUNT RETURN

**73** Nick Harvey vs Prairie View A&M.....Sept. 10

### KICK RETURN

**30** Keith Ford vs UCLA .....Sept. 3

### INTERCEPTION RETURN

**13** Priest Willis vs UCLA .....Sept. 3

### FUMBLE RETURN

- None

### PUNT

**59** Shane Tripucka vs UCLA .....Sept. 3

### FIELD GOAL

**48** Daniel LaCamera vs Prairie View A&M .....Sept. 10

# OPPONENTS' 20-PLUS YARD PLAYS (7)

Yards	Type	Player(s)	Opponent
*62	Pass	Walker from Rosen	UCLA
32	Rush	Olorunfunmi	UCLA
27	Pass	D. LaStrappe from Trey Green	Prairie View A&M
25	Pass	Andrews from Rosen	UCLA
23	Pass	Roberts from Rosen	UCLA
21	Pass	D. LaStrappe from Trey Green	Prairie View A&M
20	Pass	D. LaStrappe from Trey Green	Prairie View A&M

\* touchdown scored on play

BY LENGTH		
Yards	No.	TD
100+	0	0
90-99	0	0
80-89	0	0
70-79	0	0
60-69	1	1
50-59	0	0
40-49	0	0
30-39	1	0
20-29	5	0

BY PLAY TYPE		
Type	No.	TD
Rushing	1	0
Passing	6	1
Punt returns	0	0
Kick returns	0	0
Interceptions	0	0
Fumble returns	0	0
Other	0	0
<b>TOTAL</b>	<b>7</b>	<b>1</b>

## LONGEST PLAYS OF 2015

### RUSHING

**32** Bolu Olorunfunmi of UCLA..... Sept. 3

### RUSHING TOUCHDOWN

**9** Bolu Olorunfunmi of UCLA..... Sept. 3

### PASSING

**62** Kenneth Walker from Josh Rosen of UCLA ..... Sept. 3

### PASSING TOUCHDOWN

**62** Kenneth Walker from Josh Rosen of UCLA ..... Sept. 3

### PUNT RETURN

**16** Ishmael Adams of UCLA..... Sept. 3

### KICK RETURN

**17** Ishmael Adams of UCLA..... Sept. 3

**17** Joshua Simmons of Prairie View A&M..... Sept. 10

### INTERCEPTION RETURN

None

### FUMBLE RETURN

None

### PUNT

**55** Austin Kent of UCLA ..... Sept. 3

### FIELD GOAL

**32** JJ Molson of UCLA..... Sept. 3

# THE LAST TIME...

## 100-YARD RUSHER

by A&M..... 106, Tra Carson vs Louisville (Dec. 30, 2015)  
by Opp..... 226, Lamar Jackson of Louisville (Dec. 30, 2015)

## TWO 100-YARD RUSHERS

by A&M..... 156, Kyler Murray vs South Carolina (Oct. 31, 2015)  
122, Tra Carson vs South Carolina (Oct. 31, 2015)  
by Opp..... 146, Leonard Fournette of LSU in College Station (Nov. 27, 2013)  
119, Anthony Jennings of LSU in College Station (Nov. 27, 2013)

## 200-YARD RUSHER

by A&M..... 229, Johnny Manziel vs Oklahoma in the Cotton Bowl (Jan. 4, 2013)  
by Opp..... 226, Lamar Jackson of Louisville in Music City Bowl (Dec. 30, 2015)

## 60-YARD RUSH PLAY

by A&M..... 72, Johnny Manziel at Louisiana Tech (Oct. 13, 2012)  
by Opp..... 61, Lamar Jackson of Louisville (Dec. 30, 2015)

## THREE-OR-MORE RUSHING TDs

by A&M..... 3, Tra Carson at South Carolina (Aug. 28, 2014)  
by Opp..... 3, Dak Prescott of Mississippi State in Starkville (Oct. 4, 2014)

## TEAM RUSHED FOR 300 YARDS

by A&M..... 307 vs Prairie View A&M (Sept. 10, 2016)  
by Opp..... 307, Louisville (Dec. 30, 2015)

## TEAM RUSHED FOR LESS THAN 100 YARDS

by A&M..... 89 vs LSU (Nov. 28, 2015)  
by Opp..... 37 by Prairie View A&M (Sept. 10, 2016)

## 300-YARD PASSER

by A&M..... 344, Trevor Knight vs Prairie View A&M (Sept. 10, 2016)  
by Opp..... 346, Josh Rosen of UCLA (Sept. 2, 2016)

## 400-YARD PASSER

by A&M..... 401, Kenny Hill vs Ole Miss (Oct. 11, 2014)  
by Opp..... 427, Aaron Boone of Duke (Dec. 31, 2013)

## SCORED ON OVER A 50-YARD PASS PLAY

by A&M ..... 64 yds, Christian Kirk from Trevor Knight vs Prairie View A&M (Sept. 10, 2016)  
by Opp..... 62 yds, Kenneth Walker from Josh Rosen of UCLA (Sept. 3, 2016)

## 30 PASS COMPLETIONS

by A&M..... 42, Kenny Hill vs Ole Miss (Oct. 11, 2014)  
by Opp..... 37, Garrett Gilbert of SMU (Sept. 21, 2013)

## 40 PASS ATTEMPTS

by A&M..... 48, Jake Hubenak vs Louisville (Dec. 30, 2015)  
by Opp..... 46, Josh Rosen of UCLA (Sept. 3, 2016)

## THREE-OR-MORE TD PASSES

by A&M..... 3, Trevor Knight vs Prairie View A&M (Sept. 10, 2016)  
by Opp..... 3, Blake Sims of Alabama in Tuscaloosa (Oct. 18, 2014)

## FOUR-OR-MORE TD PASSES

by A&M..... 4, Kyle Allen vs Nevada (Sept. 19, 2015)  
by Opp..... 4, Dylan Thompson of South Carolina (Aug. 28, 2014)

## 100-YARD RECEIVER

by A&M..... 106, Christian Kirk vs Prairie View A&M (Sept. 10, 2016)  
by Opp..... 115, Kenneth Walker of UCLA (Sept. 3, 2016)

## 10-OR-MORE RECEIVERS

by A&M..... 13 vs Prairie View AM (Sept. 10, 2016)  
by Opp..... 10, Mississippi State (Oct. 4, 2014)

## 10-OR-MORE RECEPTIONS

by A&M..... 11, Josh Reynolds & 10, Christian Kirk vs Louisville (Dec. 30, 2015)  
by Opp..... 12, Jamison Crowder of Duke (Dec. 31, 2013)

## FOUR FIELD GOALS

by A&M..... 6, Taylor Bertolet vs Vanderbilt (Nov. 21, 2015)  
by Opp..... 4, Daniel Carlson of Auburn (Nov. 7, 2015)

## 50-YARD FIELD GOAL

by A&M..... 52, Taylor Bertolet vs Western Carolina (Nov. 14, 2015)  
by Opp..... 51, Caleb Sturgis of Florida (Sept. 8, 2012)

## 60-YARD FIELD GOAL

by A&M..... 62, Terence Kitchens vs Southern Miss (Sept. 25, 1999)

## RECORDED A BLOCKED PUNT

by A&M..... Sam Moeller vs Vanderbilt (1st Qtr) (Nov. 21, 2015)  
by Opp..... Carring Byndom of Texas (4th Qtr) (Nov. 25, 2010)

## RECORDED A BLOCKED FIELD GOAL ATTEMPT

by A&M..... Justin Evans vs Prairie View A&M (1st Qtr) (Sept. 10, 2016)  
by Opp..... Josh Boyd of Mississippi State (2nd Qtr) (Nov. 3, 2012)

## A KICKOFF WAS RETURNED FOR A TD

by A&M..... 84 yards, Coryell Judie at Baylor (Nov. 13, 2010)  
by Opp..... 81 yards, Brandon Boykin of Georgia (Dec. 28, 2009)

## PUNT RETURN FOR A TD

by A&M..... 73 yards, Nick Harvey vs Prairie View A&M (Sept. 10, 2016)  
by Opp..... 78 yards, Dez Bryant of Oklahoma State (Oct. 4, 2008)

## BLOCKED PUNT RETURN FOR A TD

by A&M..... Jaxson Appel vs SMU, 1 yard (Sept. 17, 2005)  
by Opp..... Courtney Herndon of Kansas State, 10 yards (Oct. 11, 2008)

## INTERCEPTION RETURNED FOR A TD

by A&M..... Donovan Wilson vs South Carolina, 60 yds (Oct. 31, 2015)  
by Opp..... Minkah Fitzpatrick of Alabama, 55 yds (Oct. 17, 2015)

## FUMBLE RECOVERY FOR A TD

by A&M..... Deshazor Everett vs SMU of 12 yards (Sept. 21, 2013)  
by Opp..... Avery Worsham of Western Carolina, 11 yds (Nov. 14, 2014)

## A TEAM SCORED A SAFETY

by A&M..... vs Prairie View A&M in College Station (Sept. 10, 2016)  
*(Sack by Jarrett Johnson in endzone)*  
by Opp..... by Oklahoma in College Station (Nov. 6, 2010)  
*(A&M punt blocked and recoverd in endzone)*

## OVERTIME HISTORY

### (10-6 OVERALL, 6-3 HOME, 1-2 AWAY, 3-1 NEUTRAL)

Nov. 1, 1997	A&M 28, Oklahoma State 25	1 OT	College Station
Dec. 5, 1998	A&M 36, Kansas State 33	2 OT	St. Louis <i>(Big 12 Championship)</i>
Dec. 31, 2000	Mississippi State 43, A&M 41	1 OT	Shreveport, La. <i>(Independence Bowl)</i>
Oct. 5, 2002	Texas Tech 48, A&M 47	1 OT	College Station
Nov. 16, 2002	Missouri 33, A&M 27	2 OT	College Station
Oct. 23, 2004	A&M 29, Colorado 26	1 OT	College Station
Oct. 30, 2004	Baylor 35, A&M 34	1 OT	Waco, Texas
Nov. 13, 2004	A&M 32, Texas Tech 25	1 OT	College Station
Oct. 1, 2005	A&M 16, Baylor 13	1 OT	College Station
Oct. 21, 2006	A&M 34, Oklahoma State 33	1 OT	Stillwater, Okla.
Sept. 8, 2007	A&M 47, Fresno State 45	3 OT	College Station
Oct. 29, 2011	Missouri 38, A&M 31	1 OT	College Station
Nov. 11, 2011	Kansas State 53, A&M 50	4 OT	Manhattan, Kan.
Sept. 27, 2014	A&M 35, Arkansas 28	1 OT	Arlington, Texas
Sept. 26, 2015	A&M 28, Arkansas 21	1 OT	Arlington, Texas
Sept. 3, 2016	A&M 31, UCLA 24	1 OT	College Station

# SEASON/CAREER STATISTICS

## OFFENSE

RUSHING	SEASON STATISTICS									CAREER STATISTICS								
	GP	Att	Gain	Loss	Net	Avg	TD	Long	Avg/G	GP	Att	Gain	Loss	Net	Avg	TD	Long	Avg/G
Keith Ford	2	22	132	5	127	5.8	3	20	63.5	2	22	132	5	127	5.8	3	20	63.5
T. Williams	2	20	109	0	109	5.4	0	42	54.5	2	20	109	0	109	5.4	0	42	54.5
Trevor Knight	2	16	115	6	109	6.8	3	32	54.5	2	16	115	6	109	6.8	3	32	54.5
Kendall Bussey	1	7	79	0	79	11.3	0	27	79.0	1	7	79	0	79	11.3	0	27	79.0
Kwame Etwi	1	5	33	1	32	6.4	1	15	32.0	7	25	186	3	183	7.3	1	42	26.1
James White	2	3	22	1	21	7.0	0	19	10.5	23	80	377	7	370	4.6	4	24	16.1
Christian Kirk	2	1	11	0	11	11.0	0	11	5.5	15	12	67	2	65	5.4	0	11	4.3
Jake Hubenak	1	5	15	23	-8	-1.6	0	8	-8.0	7	20	68	69	-1	-0.1	0	14	-0.1
<b>Total</b>	<b>2</b>	<b>79</b>	<b>516</b>	<b>36</b>	<b>480</b>	<b>6.1</b>	<b>7</b>	<b>42</b>	<b>240.0</b>									
<b>Opponents</b>	<b>2</b>	<b>68</b>	<b>241</b>	<b>84</b>	<b>157</b>	<b>2.3</b>	<b>1</b>	<b>32</b>	<b>78.5</b>									

PASSING	SEASON STATISTICS									CAREER STATISTICS								
	GP	Eff	Cmp-Att-Int	Pct	Yds	TD	Lng	Avg/G	GP	Eff	Att-Cmp-Int	Pct	Yds	TD	Lng	Avg/G		
Trevor Knight	2	128.07	43-79-2	54.4	583	4	64	291.5	2	128.07	79-43-2	54.4	583	4	64	291.5		
Jake Hubenak	1	83.64	5-11-0	45.5	50	0	22	50.0	7	105.37	86-45-1	52.3	449	3	36	64.1		
Conner McQueen	2	108.40	1-1-0	100.0	1	0	1	0.5	32	108.40	1-1-0	100.0	1	0	1	0.0		
<b>Total</b>	<b>2</b>	<b>122.48</b>	<b>49-91-2</b>	<b>53.8</b>	<b>634</b>	<b>4</b>	<b>64</b>	<b>317.0</b>										
<b>Opponents</b>	<b>2</b>	<b>90.40</b>	<b>40-87-4</b>	<b>46.0</b>	<b>516</b>	<b>1</b>	<b>62</b>	<b>258.0</b>										

RECEIVING	SEASON STATISTICS									CAREER STATISTICS								
	GP	No.	Yds	Avg	TD	Long	Avg/G	GP	No.	Yds	Avg	TD	Long	Avg/G				
Christian Kirk	2	13	164	12.6	2	64	82.0	15	93	1173	12.6	9	66	78.2				
Josh Reynolds	2	6	131	21.8	1	40	65.5	27	109	1880	17.2	19	95	69.6				
R. Seals-Jones	2	6	90	15.0	0	33	45.0	30	103	1199	11.6	9	71	40.0				
Jeremy Tabuyo	2	4	60	15.0	0	34	30.0	31	25	285	11.4	5	50	9.2				
Speedy Noil	1	4	25	6.2	1	9	25.0	22	71	834	11.7	8	44	37.9				
T. Williams	2	4	22	5.5	0	10	11.0	2	4	22	5.5	0	10	11.0				
Jamal Jeffery	2	3	29	9.7	0	22	14.5	9	7	40	5.7	0	22	4.4				
Edward Pope	2	2	22	11.0	0	16	11.0	32	49	606	12.4	4	86	18.9				
B. Niederhofer	1	2	11	5.5	0	10	11.0	23	33	311	9.4	1	42	13.5				
F. Iheanacho	2	2	4	2.0	0	3	2.0	2	2	4	2.0	0	3	2.0				
Keith Ford	2	1	40	40.0	0	40	20.0	2	1	40	40.0	0	40	20.0				
Damion Ratley	2	1	20	20.0	0	20	10.0	14	16	220	13.8	2	42	15.7				
Kemah Siverand	1	1	16	16.0	0	16	16.0	1	1	16	16.0	0	16	16.0				
<b>Total</b>	<b>2</b>	<b>49</b>	<b>634</b>	<b>12.9</b>	<b>4</b>	<b>64</b>	<b>317.0</b>											
<b>Opponents</b>	<b>2</b>	<b>40</b>	<b>516</b>	<b>12.9</b>	<b>1</b>	<b>62</b>	<b>258.0</b>											

TOTAL OFFENSE	SEASON STATISTICS									CAREER STATISTICS								
	G	Plays	Rush	Pass	Total	Avg/G	G	Plays	Rush	Pass	Total	Avg/G						
Trevor Knight	2	95	109	583	692	346.0	2	95	109	583	692	346.0						
Keith Ford	2	22	127	0	127	63.5	2	22	127	0	127	63.5						
T. Williams	2	20	109	0	109	54.5	2	20	109	0	109	54.5						
Kendall Bussey	1	7	79	0	79	79.0	1	7	79	0	79	79.0						
Jake Hubenak	1	16	-8	50	42	42.0	7	106	-1	449	448	64.0						
Kwame Etwi	1	5	32	0	32	32.0	7	25	183	0	183	26.1						
James White	2	3	21	0	21	10.5	23	80	370	0	370	16.1						
Christian Kirk	2	1	11	0	11	5.5	15	12	65	0	65	4.3						
Conner McQueen	2	1	0	1	1	0.5	32	2	-1	1	0	0.0						
<b>Total</b>	<b>2</b>	<b>170</b>	<b>480</b>	<b>634</b>	<b>1114</b>	<b>557.0</b>												
<b>Opponents</b>	<b>2</b>	<b>155</b>	<b>157</b>	<b>516</b>	<b>673</b>	<b>336.5</b>												

# SEASON/CAREER STATISTICS

## OFFENSE

### SEASON STATISTICS

### CAREER STATISTICS

SCORING	SEASON STATISTICS									CAREER STATISTICS								
	TD	FGs	Kick	Rush	Rcv	Pass	DXP	Saf	Points	TD	FGs	Kick	Rush	Rcv	Pass	DXP	Saf	Points
Daniel LaCamera	0	4-5	12-12	0-0	0	0-0	0	0	24	0	4-5	15-15	0-0	0	0-0	0	0	27
Keith Ford	3	0-0	0-0	0-0	0	0-0	0	0	18	3	0-0	0-0	0-0	0	0-0	0	0	18
Trevor Knight	3	0-0	0-0	0-0	0	0-0	0	0	18	3	0-0	0-0	0-0	0	0-0	0	0	18
Christian Kirk	2	0-0	0-0	0-0	0	0-0	0	0	12	11	0-0	0-0	0-0	0	0-0	0	0	66
Josh Reynolds	1	0-0	0-0	0-0	0	0-0	0	0	6	19	0-0	0-0	0-0	1	0-0	0	0	116
Speedy Noil	1	0-0	0-0	0-0	0	0-0	0	0	6	8	0-0	0-0	0-0	0	0-0	0	0	48
Kwame Etwi	1	0-0	0-0	0-0	0	0-0	0	0	6	1	0-0	0-0	0-0	0	0-0	0	0	6
Nick Harvey	1	0-0	0-0	0-0	0	0-0	0	0	6	1	0-0	0-0	0-0	0	0-0	0	0	6
Jarrett Johnson	0	0-0	0-0	0-0	0	0-0	0	1	2	0	0-0	0-0	0-0	0	0-0	0	1	2
<b>Total.....</b>	<b>12</b>	<b>4-5</b>	<b>12-12</b>	<b>0-0</b>	<b>0</b>	<b>0-0</b>	<b>0</b>	<b>1</b>	<b>98</b>									
<b>Opponents.....</b>	<b>2</b>	<b>3-6</b>	<b>1-1</b>	<b>0-0</b>	<b>1</b>	<b>1-1</b>	<b>0</b>	<b>0</b>	<b>24</b>									

### SEASON STATISTICS

### CAREER STATISTICS

ALL PURPOSE	SEASON STATISTICS								CAREER STATISTICS							
	G	Rush	Rec	PR	KOR	IR	Tot	Avg/G	G	Rush	Rec	PR	KOR	IR	Tot	Avg/G
Keith Ford	2	127	40	0	52	0	219	109.5	2	127	40	0	52	0	219	109.5
Christian Kirk	2	11	164	20	21	0	216	108.0	15	65	1173	361	406	0	2005	133.7
T. Williams	2	109	22	0	0	0	131	65.5	2	109	22	0	0	0	131	65.5
Josh Reynolds	2	0	131	0	0	0	131	65.5	27	0	1880	0	0	0	1880	69.6
Trevor Knight	2	109	0	0	0	0	109	54.5	2	109	0	0	0	0	109	54.5
R. Seals-Jones	2	0	90	0	0	0	90	45.0	30	0	1199	0	0	0	1199	40.0
Kendall Bussey	1	79	0	0	0	0	79	79.0	1	79	0	0	0	0	79	79.0
Nick Harvey	2	0	0	73	0	0	73	36.5	28	0	0	137	16	0	153	5.5
Justin Evans	2	0	0	0	63	0	63	31.5	14	0	0	0	109	0	109	7.8
Jeremy Tabuyo	2	0	60	0	0	0	60	30.0	31	0	285	0	0	0	285	9.2
Speedy Noil	1	0	25	0	20	0	45	45.0	22	10	834	197	906	0	1947	88.5
Kwame Etwi	1	32	0	0	0	0	32	32.0	7	183	0	0	0	0	183	26.1
Jamal Jeffery	2	0	29	0	0	0	29	14.5	9	4	40	0	0	0	44	4.9
Edward Pope	2	0	22	0	0	0	22	11.0	32	0	606	0	0	0	606	18.9
James White	2	21	0	0	0	0	21	10.5	23	370	16	0	0	0	386	16.8
Damion Ratley	2	0	20	0	0	0	20	10.0	14	0	220	0	0	0	220	15.7
Kemah Siverand	1	0	16	0	0	0	16	16.0	1	0	16	0	0	0	16	16.0
Priest Willis	1	0	0	0	0	13	13	13.0	1	0	0	0	0	13	13	13.0
B. Niederhofer	1	0	11	0	0	0	11	11.0	23	0	311	0	0	0	311	13.5
F. Iheanacho	2	0	4	0	0	0	4	2.0	2	0	4	0	0	0	4	2.0
Jake Hubenak	1	-8	0	0	0	0	-8	-8.0	7	-1	0	0	0	0	-1	-0.1
<b>Total.....</b>	<b>2</b>	<b>480</b>	<b>634</b>	<b>93</b>	<b>156</b>	<b>13</b>	<b>1376</b>	<b>688.0</b>								
<b>Opponents.....</b>	<b>2</b>	<b>157</b>	<b>516</b>	<b>36</b>	<b>73</b>	<b>0</b>	<b>782</b>	<b>391.0</b>								

# SEASON/CAREER STATISTICS

## DEFENSE

DEFENSIVE LEADERS	SEASON STATISTICS										CAREER STATISTICS											
	GP	Solo	Ast	Total	TFL	Sacks	Int	PBU	FR	FF	Btk	GP	Solo	Ast	Total	TFL	Sacks	Int	PBU	FR	FF	Btk
1 Nick Harvey	2	10	5	15	1.5	.	.	1	.	.	.	28	39	19	58	4.5	.	.	5	.	.	.
14 Justin Evans	2	6	7	13	0.0	.	2	3	.	1	.	14	53	38	91	1.0	.	3	6	.	.	1
33 S. Washington	2	4	9	13	1.0	1.0	.	5	1	.	.	37	70	114	184	16.5	7.0	.	10	3	3	.
25 Tyrel Dodson	2	4	4	8	0.5	.	.	.	.	.	.	2	4	4	8	0.5	.	.	.	.	.	.
23 Armani Watts	2	6	2	8	1.0	1.0	.	1	.	.	.	28	127	66	193	9.0	1.0	4	12	1	2	.
31 Claude George	2	4	4	8	1.0	1.0	.	.	.	.	.	13	9	23	32	3.5	1.0	.	.	.	.	.
10 Daeshon Hall	2	3	4	7	3.0	.	.	.	.	.	.	41	46	73	119	26.5	11.5	1	2	2	2	.
17 Alex Sezer Jr.	2	3	4	7	0.0	.	.	.	.	.	.	14	5	9	14	0.0	.	.	.	.	.	.
6 Donovan Wilson	2	4	2	6	1.0	.	.	1	.	.	.	25	57	31	88	12.5	2.0	5	4	2	3	.
42 Otaru Alaka	2	3	3	6	1.0	.	.	.	.	.	.	17	26	25	51	5.5	.	.	3	2	2	.
24 Priest Willis	1	4	2	6	0.0	.	1	1	.	.	.	1	4	2	6	0.0	.	1	1	.	.	.
15 Myles Garrett	2	2	3	5	1.5	1.0	.	.	.	.	.	27	68	49	117	35.0	25.0	1	3	5	2	.
88 Kingsley Keke	2	1	3	4	1.0	1.0	.	.	.	.	.	15	3	9	12	1.5	1.0	.	.	.	.	.
45 C. Gillaspia	2	3	1	4	0.0	.	.	.	.	.	.	5	3	2	5	0.0	.	.	.	.	.	.
99 James Lockhart	2	1	3	4	0.0	.	.	.	.	.	.	6	2	6	8	0.0	.	.	.	.	.	.
5 Daylon Mack	2	.	3	3	0.5	.	.	.	.	.	.	15	15	20	35	10.0	.	.	.	.	1	.
19 D. Capers-Smith	2	2	1	3	0.0	.	.	.	.	.	.	8	4	1	5	0.0	.	.	.	.	.	.
18 Larry Pryor	2	2	1	3	0.0	.	.	.	.	.	.	2	2	1	3	0.0	.	.	.	.	.	.
13 Reggie Chevis	2	1	2	3	0.0	.	.	.	.	.	.	7	2	2	4	0.0	.	.	.	.	.	.
40 Jarrett Johnson	2	2	1	3	2.0	2.0	.	.	.	.	.	26	14	20	34	6.0	2.0	.	.	.	.	.
7 Richard Moore	1	2	1	3	0.0	.	.	.	.	.	.	9	25	17	42	7.5	1.0	.	1	.	.	.
9 Q. Cunningham	2	2	1	3	1.0	1.0	.	.	.	.	.	27	17	12	29	7.0	4.5	.	1	.	.	.
98 Hardreck Walker	2	1	1	2	0.0	.	.	.	.	.	.	33	25	27	52	1.5	1.0	.	3	.	.	.
16 Dwaine Thomas	2	.	2	2	0.0	.	.	.	.	.	.	12	2	3	5	0.0	.	.	.	.	.	.
45 Austin Frey	2	2	.	2	0.0	.	.	.	.	.	.	11	2	.	2	0.0	.	.	.	.	.	.
46 Landis Durham	1	1	.	1	1.0	.	.	.	.	.	.	6	1	3	4	1.0	.	.	.	.	.	.
27 Roney Elam	1	1	.	1	0.0	.	.	.	.	.	.	1	1	.	1	0.0	.	.	.	.	.	.
9 R. Seals-Jones	2	1	.	1	0.0	.	.	.	.	.	.	30	1	1	2	0.0	.	.	.	.	.	1
96 Jesse Brown	1	.	1	1	0.0	.	.	.	.	.	.	1	.	1	1	0.0	.	.	.	.	.	.
4 Noel Ellis	2	.	1	1	0.0	.	1	.	.	.	.	22	12	14	26	1.5	1.5	1	1	2	.	.
4 Damion Ratley	2	1	.	1	0.0	.	.	.	.	.	.	14	1	.	1	0.0	.	.	.	.	.	.
92 Z. Henderson	2	.	1	1	0.0	.	.	.	.	.	.	24	20	22	42	6.5	3.0	.	.	.	.	.
<b>Total.....</b>	<b>2</b>	<b>76</b>	<b>72</b>	<b>148</b>	<b>17</b>	<b>8</b>	<b>4</b>	<b>12</b>	<b>1</b>	<b>1</b>												
<b>Opponents.....</b>	<b>2</b>	<b>82</b>	<b>72</b>	<b>154</b>	<b>8</b>	<b>2</b>	<b>2</b>	<b>12</b>	<b>2</b>	<b>2</b>												

# SEASON/CAREER STATISTICS

## DEFENSE / SPECIAL TEAMS

INTERCEPTIONS	SEASON STATISTICS					CAREER STATISTICS				
	No.	Yds	Avg	TD	Long	No.	Yds	Avg	TD	Long
Justin Evans	2	0	0.0	0	0	3	0	0.0	0	0
Priest Willis	1	13	13.0	0	13	1	13	13.0	0	13
Noel Ellis	1	0	0.0	0	0	1	0	0.0	0	0
<b>Total</b>	<b>4</b>	<b>13</b>	<b>3.2</b>	<b>0</b>	<b>13</b>					
<b>Opponents</b>	<b>2</b>	<b>0</b>	<b>0.0</b>	<b>0</b>	<b>0</b>					

FUMBLE RETURNS	No.	Yds	Avg	TD	Long	No.	Yds	Avg	TD	Long
<b>Total</b>	<b>0</b>	<b>0</b>	<b>0.0</b>	<b>0</b>	<b>0</b>					
<b>Opponents</b>	<b>0</b>	<b>0</b>	<b>0.0</b>	<b>0</b>	<b>0</b>					

PUNT RETURNS	No.	Yds	Avg	TD	Long	No.	Yds	Avg	TD	Long
Christian Kirk	2	20	10.0	0	17	16	361	22.6	2	79
Nick Harvey	1	73	73.0	1	73	6	137	22.8	1	73
<b>Total</b>	<b>3</b>	<b>93</b>	<b>31.0</b>	<b>1</b>	<b>73</b>					
<b>Opponents</b>	<b>6</b>	<b>36</b>	<b>6.0</b>	<b>0</b>	<b>16</b>					

KICK RETURNS	No.	Yds	Avg	TD	Long	No.	Yds	Avg	TD	Long
Justin Evans	3	63	21.0	0	26	5	109	21.8	0	27
Keith Ford	2	52	26.0	0	30	2	52	26.0	0	30
Christian Kirk	1	21	21.0	0	21	21	406	19.3	0	40
Speedy Noil	1	20	20.0	0	20	39	906	23.2	0	70
<b>Total</b>	<b>7</b>	<b>156</b>	<b>22.3</b>	<b>0</b>	<b>30</b>					
<b>Opponents</b>	<b>5</b>	<b>73</b>	<b>14.6</b>	<b>0</b>	<b>17</b>					

FIELD GOALS	Att	Good	Long	B1kd	Att	Good	Long	B1kd	Pct.
Daniel LaCamera	5	4	48	0	5	4	48	0	80.0
<b>Total</b>	<b>5</b>	<b>4</b>	<b>48</b>	<b>0</b>					
<b>Opponents</b>	<b>6</b>	<b>3</b>	<b>38</b>	<b>1</b>					

PUNTING	No.	Yds	Avg	Long	TB	FC	I20	B1kd	No.	Yds	Avg	Long	TB	FC	I20	B1kd
Shane Tripucka	9	406	45.1	59	0	0	3	0	11	494	44.9	59	1	0	4	0
<b>Total</b>	<b>9</b>	<b>406</b>	<b>45.1</b>	<b>59</b>	<b>0</b>	<b>0</b>	<b>3</b>	<b>0</b>								
<b>Opponents</b>	<b>15</b>	<b>595</b>	<b>39.7</b>	<b>55</b>	<b>0</b>	<b>9</b>	<b>4</b>	<b>0</b>								

KICKOFFS	No.	Yds	Avg	TB	OB	Retn	Net	YdLn	No.	Yds	Avg	TB	OB
Braden Mann	13	836	64.3	9	0				13	836	64.3	9	0
Daniel LaCamera	4	272	68.0	2	1				8	524	65.5	4	1
<b>Total</b>	<b>17</b>	<b>1108</b>	<b>65.2</b>	<b>11</b>	<b>1</b>	<b>73</b>	<b>44.7</b>	<b>20</b>					
<b>Opponents</b>	<b>8</b>	<b>474</b>	<b>59.2</b>	<b>0</b>	<b>1</b>	<b>156</b>	<b>39.8</b>	<b>25</b>					

# GAME SUMMARIES

	16/24	<b>UCLA</b> (0-1)	<b>24</b>
	-/-	<b>TEXAS A&amp;M</b> (1-0)	

SATURDAY, SEPT. 3 • KYLE FIELD • COLLEGE STATION, TEXAS  
ATTENDANCE: 100,443 • TV: CBS

**COLLEGE STATION, Texas (AP)** -- Trevor Knight threw for 239 yards and a touchdown and ran for two more scores, including one in overtime to lead Texas A&M to a 31-24 victory over No. 16 UCLA on Saturday in his debut with the Aggies.

The Aggies had a fourth-and-1 from the 1 in overtime when Knight waltzed into the end zone untouched for the score in the opener for both teams.

Texas A&M sealed the victory when Justin Evans knocked down Josh Rosen's pass at the goal line on fourth down.

Knight, a graduate transfer from Oklahoma, outplayed Rosen.

Rosen threw three interceptions while working under heavy pressure from a defense led by Myles Garrett.

The Aggies looked to have this one wrapped up when they led by 15 in the fourth quarter after using two third-quarter touchdowns.

But UCLA's offense finally got going after that, scoring twice in two minutes with the second one coming on a 62-yard pass by Rosen to cut it two 2. A 2-point conversion after that TD tied it with 2:39 remaining.

The Bruins were driving again after a third straight punt by A&M when Evans intercepted Rosen's pass for the second time to give A&M a chance to win it in regulation.

But Knight's pass was knocked down in the end zone to force overtime.

Knight wasn't the only former Sooner to shine for the Aggies on Saturday. Running back Keith Ford had a touchdown and 65 of A&M's 203 yards rushing in his first game since setting out a year following his transfer from Oklahoma.

	1	2	3	4	OT	SCORE
<b>UCLA</b>	3	6	0	15	0	<b>24</b>
<b>TEXAS A&amp;M</b>	0	10	14	0	7	<b>31</b>

## SCORING SUMMARY

<b>1ST</b>	11:38	UCLA	Molson 38 yd field goal	4-22 2:12
<b>2ND</b>	11:33	UCLA	Molson 20 yd field goal	12-93 4:46
	07:26	TAMU	Ford 7 yd run (LaCamera kick)	11-70 4:07
	04:56	UCLA	Molson 23 yd field goal	7-69 2:30
	02:55	TAMU	LaCamera 23 yd field goal	7-62 2:01
<b>3RD</b>	09:08	TAMU	Knight 1 yd run (LaCamera kick)	11-87 4:10
	03:53	TAMU	Reynolds 40 yd pass from Knight (LaCamera kick)	5-74 2:23
<b>4TH</b>	04:19	UCLA	Olorunfunmi 9 yd run (Molson kick)	7-64 2:59
	02:39	UCLA	Walker 62 yd pass from Rosen (Roberts pass from Rosen)	3-77 1:03
<b>OT</b>		TAMU	Knight 1 yd run (LaCamera kick)	8-25 0:00

	UCLA	TAMU
FIRST DOWNS	28	23
RUSHES-YARDS (NET)	40-125	41-203
PASSING YDS (NET)	343	239
Passes Att-Comp-Int	26-74-3	22-42-1
TOTAL OFFENSE PLAYS-YARDS	87-468	83-442
Fumble Returns-Yards	1-0	0-0
Punt Returns-Yards	5-32	1-17
Kickoff Returns-Yards	2-33	6-136
Interception Returns-Yards	1-0	3-13
Punts (Number-Avg)	6-43.3	7-47.3
Fumbles-Lost	2-0	1-1
Penalties-Yards	4-17	6-67
Possession Time	33:18	26:42
Third-Down Conversions	5 of 18	4 of 15
Fourth-Down Conversions	1 of 2	1 of 2
Red-Zone Scores-Chances	4-6	4-5
Sacks By: Number-Yards	0-0	5-39

**RUSHING:** **UCLA**-Jamabo 23-91; Olorunfunmi 7-48; Adams 2-4; Rosen 8-minus 18. **Texas A&M**-T. Williams 15-94; Keith Ford 14-65; Trevor Knight 9-31; Christian Kirk 1-11; James White 2-2.

**PASSING:** **UCLA**-Rosen 26-46-3-343; TEAM 0-1-0-0. **Texas A&M**-Trevor Knight 22-42-1-239.

**RECEIVING:** **UCLA**-Walker 6-115; Roberts 5-61; Jamabo 5-41; Massington 4-47; Andrews 3-41; Wilson, C. 1-17; Lasley 1-11; Adams 1-10. **Texas A&M**-Christian Kirk 8-58; Josh Reynolds 4-78; R. Seals-Jones 4-57; Jeremy Tabuyo 2-20; Edward Pope 1-16; T. Williams 1-5; F. Iheanacho 1-3; Jamal Jeffery 1-2.

**INTERCEPTIONS:** **UCLA**-Pickett 1-0. **Texas A&M**-Justin Evans 2-0; Priest Willis 1-13.

**FUMBLES:** **UCLA**-Rosen 2-0. **Texas A&M**-Jamal Jeffery 1-1.

	-/-	<b>PRAIRIE VIEW A&amp;M</b> (1-1)	<b>0</b>
	20/24	<b>TEXAS A&amp;M</b> (2-0)	

SATURDAY, SEPT. 10 • KYLE FIELD • COLLEGE STATION, TEXAS  
ATTENDANCE: 96,412 • TV: SEC NETWORK (ALT)

**COLLEGE STATION, Texas (AP)** -- Trevor Knight threw for 344 yards and three touchdowns and ran for another score to lead No. 20 Texas A&M to a 67-0 rout of Prairie View A&M on Saturday.

Knight finished 21 of 37 and threw touchdowns of 8 yards to Speedy Noil and 34 and 64 yards to Christian Kirk in the second quarter as the Aggies (2-0) built a 38-0 halftime lead. Knight also rushed for a game-high 78 yards on seven carries in just over one half of play.

The Aggies extended its home non-conference win streak to 23 games. Texas A&M outgained the Panthers 672-205 in earning its largest shutout since defeating Missouri 73-0 on Sept. 18, 1993.

Texas A&M managed a 22-yard field goal in the first 10 minutes before busting the game open over the final 18 minutes of the half.

Keith Ford, who had two touchdowns, had an 11-yard scoring run with three minutes left in the opening quarter before Knight tight-roped the sideline for the final 5 yards of a 32-yard TD scamper to end the first.

Prairie View (1-1), which plays in the FCS Southwestern Athletic Conference, had a 38-yard field goal blocked and missed a 42-yard field goal in the first half.

Trey Green threw for 160 yards on 13 of 39 passing, but the Aggies' defense had pressure on Green throughout the game.

	1	2	3	4	SCORE
<b>PVAMU</b>	0	0	0	0	<b>0</b>
<b>TEXAS A&amp;M</b>	17	21	13	16	<b>67</b>

## SCORING SUMMARY

<b>1ST</b>	12:40	TAMU	LaCamera 22 yd field goal	6-50 1:51
	03:01	TAMU	Ford 11 yd run (LaCamera kick)	7-64 1:59
	00:00	TAMU	Knight 32 yd run (LaCamera kick)	4-68 0:58
<b>2ND</b>	12:12	TAMU	Noil 8 yd pass from Knight (LaCamera kick)	6-60 1:32
	01:03	TAMU	Kirk 34 yd pass from Knight (LaCamera kick)	7-67 1:39
	00:33	TAMU	Kirk 64 yd pass from Knight (LaCamera kick)	1-64 0:09
<b>3RD</b>	11:11	TAMU	Ford 4 yd run (LaCamera kick)	13-78 3:49
	08:26	TAMU	LaCamera 27 yd field goal	9-39 2:17
	04:27	TAMU	LaCamera 48 yd field goal	8-4 2:31
<b>4TH</b>	14:30	TAMU	Harvey 73 yd punt return (LaCamera kick)	-
	02:32	TAMU	Etwi 15 yd run (LaCamera kick)	7-85 4:26
	01:40	TAMU	Johnson safety	-

	PVAMU	TAMU
FIRST DOWNS	10	35
RUSHES-YARDS (NET)	28-32	38-277
PASSING YDS (NET)	173	395
Passes Att-Comp-Int	40-14-1	49-27-1
TOTAL OFFENSE PLAYS-YARDS	68-205	87-672
Fumble Returns-Yards	0-0	0-0
Punt Returns-Yards	1-4	2-76
Kickoff Returns-Yards	3-40	1-20
Interception Returns-Yards	1-0	1-0
Punts (Number-Avg)	9-37.2	2-37.5
Fumbles-Lost	3-0	3-1
Penalties-Yards	11-95	4-35
Possession Time	31:42	28:18
Third-Down Conversions	5 of 18	8 of 16
Fourth-Down Conversions	0 of 1	2 of 2
Red-Zone Scores-Chances	0-1	6-7
Sacks By: Number-Yards	2-22	2-14

**RUSHING:** **Prairie View A&M**-Dawonya Tucker 10-28; Jalen Morton 4-8; Sta'fon McCray 1-4; Trey Green 9-3; Caleb Broach 2-0; Javonte Ham 1-minus 1; TEAM 1-minus 10. **Texas A&M**-Kendall Bussey 7-79; Trevor Knight 7-78; Keith Ford 8-62; Kwame Etwi 5-32; James White 1-19; T. Williams 5-15; Jake Hubenak 5-minus 8.

**PASSING:** **Prairie View A&M**-Trey Green 13-39-1-160; Jalen Morton 1-1-0-13. **Texas A&M**-Trevor Knight 21-37-1-344; Jake Hubenak 5-11-0-50; Conner McQueen 1-1-0-1.

**RECEIVING:** **Prairie View A&M**-D. LaStrappe 6-88; Cameron Smith 3-37; KhaDarel Hodge 3-25; Joshua Simmons 1-13; Raymond Jackson 1-10. **Texas A&M**-Christian Kirk 5-106; Speedy Noil 4-25; T. Williams 3-17; Josh Reynolds 2-53; Jeremy Tabuyo 2-40; R. Seals-Jones 2-33; Jamal Jeffery 2-27; B. Niederhofer 2-11; Keith Ford 1-40; Damion Ratley 1-20; Kemah Siverand 1-16; Edward Pope 1-6; F. Iheanacho 1-1.

**INTERCEPTIONS:** **Prairie View A&M**-Raleigh Johnson 1-0. **Texas A&M**-Noel Ellis 1-0.

**FUMBLES:** **Prairie View A&M**-Trey Green 1-0; Jamal Crawford 1-0; Jalen Morton 1-0. **Texas A&M**-Trevor Knight 1-0; Nick Harvey 1-0; Kendall Bussey 1-1.