

AUBURN BASEBALL

GAME NOTES





2022 AUBURN BASEBALL



AUBURN ATHLETICS COMMUNICATIONS: 392 SOUTH DONAHUE DRIVE || AUBURN, AL 36849 || AUBURNTIGERS.COM || @AUBURN_BASEBALL

2022 SCHEDULE

Day	Date	Opponent	Time/Result
Fri	Feb. 18	vs. Oklahoma	L, 0-3
Sat	Feb. 19	vs. #12 Texas Tech	W, 2-1
Sun	Feb. 20	vs. Kansas State	W, 12-1
WED	FEB. 23	TROY	W, 13-1
FRI	FEB. 25	YALE	W, 9-0
SAT	FEB. 26	YALE	W, 4-3
SAT	FEB. 26	YALE	L, 4-5 (10)
TUE	MAR. 1	ALABAMA STATE	W, 13-7
WED	MAR. 2	UAB	W, 16-1
FRI	MAR. 4	RHODE ISLAND	W, 7-2
SAT	MAR. 5	RHODE ISLAND	W, 16-0
SAT	MAR. 5	RHODE ISLAND	W, 12-0
SUN	MAR. 6	RHODE ISLAND	W, 14-1
Wed	Mar. 9	vs. Tennessee Tech	W, 4-3
FRI	MAR. 11	MIDDLE TENNESSEE	L, 8-10
SAT	MAR. 12	MIDDLE TENNESSEE	W, 10-7
SUN	MAR. 13	MIDDLE TENNESSEE	L, 3-4 (8)
THU	MAR. 17	#1 OLE MISS	L, 6-13
FRI	MAR. 18	#1 OLE MISS	W, 19-5
SAT	MAR. 19	#1 OLE MISS	L, 2-15
Tue	Mar. 22	vs. South Alabama	W, 13-12
Fri	Mar. 25	at Texas A&M	W, 6-5 (10)
Sat	Mar. 26	at Texas A&M	L, 4-5 (11)
Sun	Mar. 27	at Texas A&M	W, 13-9
TUE	MAR. 29	JACKSONVILLE STATE	L, 2-5
Thu	Mar. 31	at #12 LSU	W, 6-5
Fri	Apr. 1	at #12 LSU	L, 2-9
Sat	Apr. 2	at #12 LSU	W, 6-4
Tue	Apr. 5	at UAB	W, 6-4
FRI	APR. 8	#12 VANDERBILT	W, 5-1
SAT	APR. 9	#12 VANDERBILT	L, 4-19
SUN	APR. 10	#12 VANDERBILT	W, 8-2
TUE	APR. 12	SAMFORD	W, 4-1
Thu	Apr. 14	at Miss. State	L, 6-7
Fri	Apr. 15	at Miss. State	L, 5-9
Sat	Apr. 16	at Miss. State	W, 3-2
TUE	APR. 19	ALABAMA STATE	W, 6-5 (10)
WED	APR. 20	KENNESAW STATE	W, 14-1
FRI	APR. 22	SOUTH CAROLINA	W, 6-3
SAT	APR. 23	SOUTH CAROLINA	W, 8-6
SUN	APR. 24	SOUTH CAROLINA	W, 2-0
Tue	Apr. 26	at Jacksonville State	W, 8-4
Fri	Apr. 29	at #1 Tennessee	L, 4-17
Sat	Apr. 30	at #1 Tennessee	W, 8-6
Sun	Apr. 31	at #1 Tennessee	L, 3-5
FRI	MAY 6	#3 ARKANSAS	L, 8-11
SAT	MAY 7	#3 ARKANSAS	W, 5-3
SUN	MAY 8	#3 ARKANSAS	L, 4-7
Tue	May 10	at Troy	W, 11-4
FRI	MAY 13	ALABAMA	W, 3-2
SAT	MAY 14	ALABAMA	W, 6-4
SUN	MAY 15	ALABAMA	NC
Tue	May 17	at Samford	W, 8-4
Fri	May 20	at Kentucky	L, 1-5
Fri	May 20	at Kentucky	W, 6-3
Sat	May 21	at Kentucky	L, 3-6

POSTSEASON

May 24	vs. Kentucky^	L, 1-3
JUNE 3	SOUTHEASTERN*	W, 19-7
JUNE 4	FLORIDA STATE*	W, 21-7
JUNE 5	#19 UCLA*	W, 11-4
June 11	at #3 Oregon State\$	W, 7-5
June 12	at #3 Oregon State\$	L, 3-4
June 13	at #3 Oregon State\$	W, 4-3
June 18	vs. Ole Miss#	L, 1-5
June 20	vs. #2 Stanford#	1 p.m.

Home games in **BOLD CAPS**

All home games at Plainsman Park | All times central

^ SEC Tournament | *Auburn Regional

\$ Corvallis Super Regional | #College World Series



GAME 64

OMAHA, NEB. (Charles Schwab Field)



#14 **AUBURN TIGERS** (42-21, 16-13 SEC)

Head Coach: Butch Thompson (Birmingham-Southern, 1992)

Career Record: 260-184 (8th season) | Record at Auburn: 221-163 (7th season)

VS.



#2 **STANFORD CARDINAL** (47-17, 21-9 PAC-12)

Head Coach: David Esquer (Stanford, 1987)

Career Record: 707-538-2 (23rd season) | Record at : 182-71 (5th season)

» QUICK HITTERS

- Auburn is one of six programs to appear in two of the last three College World Series, joining Arkansas, Mississippi State, Stanford, Texas and Vanderbilt on the short list.
- Butch Thompson is one of five active SEC coaches who have taken their program to a pair of College World Series in a three-season span, joining Tim Corbin (Vanderbilt), Chris Lemonis (Mississippi State), Kevin O'Sullivan (Florida) and Dave Van Horn (Arkansas).
- To get here, the Tigers became the first team to defeat Oregon State in a home super regional.
- In 2019, Auburn became the first program to defeat North Carolina in Chapel Hill Super Regional and is the only program to win two road super regionals in the last three tournaments.
- The Tigers outscored Southeastern, Florida State and UCLA 51-18 in three games in the Auburn Regional, marking the most runs by a SEC team in the first three games of a regional.
- The pitching staff then held Oregon State to 12 runs (11 earned) in three games in Corvallis.
- Auburn has lost back-to-back games only four times this year, and hasn't lost more than back-to-back games at any point this season.
- The Tigers are looking for their first win against Stanford in the College World Series (0-4), having faced the Cardinal twice in 1967 and twice in 1997.

PITCHING MATCHUP

AUBURN

STANFORD

MON | JR RHP Trace Bright

(4-4, 5.23) vs. SO LHP Drew Dowd

(6-0, 4.79)

GAME INFO

Date: Monday, June 20, 2022

Game Time: 1 p.m. CT

Site: Omaha, Neb. | Charles Schwab Field (24,505)

TV: ESPN

Talent: Mike Monaco (pxp), Ben McDonald (color), Chris Burke (color), Dani Wexelman (field)

Radio: 93.9 FM | AuburnTigers.com

Talent: Andy Burcham, Brad Law

Live Stats: StatBroadcast.com

Twitter Updates: @AuburnBaseball

Postgame Recap: AuburnTigers.com

Series History: Auburn trails, 0-4

Auburn: Never met

Palo Alto: Never met

Neutral: Auburn trails, 0-4

Last Meeting: Stanford 11, Auburn 4 (6/3/97 - CWS)

AUBURN

42-21, 16-13 SEC

Team Leaders

Batting Average:	SR IF Sonny DiChiara (.389)
Runs:	SR IF Sonny DiChiara (58)
2B:	SR OF Kason Howell (19)
HR:	SR IF Sonny DiChiara (22)
RBI:	SR IF Sonny DiChiara (59)
Stolen Bases:	R-JR IF Blake Rambusch (16-21)

STANFORD

47-17, 21-9 PAC-12

Team Leaders

Batting Average:	SR IF Brett Barrera (.353)
Runs:	JR OF Brock Jones (77)
2B:	JR C Kody Huff (21)
HR:	SO IF Carter Graham (22)
RBI:	SO IF Carter Graham (79)
Stolen Bases:	JR OF Brock Jones (15-20)

POTENTIAL STARTING LINEUP

Pos.	#	Player	AVG	AB	R	H	2B	3B	HR	RBI	SB-SBA	BB
C	28	Nate LaRue	.219	146	19	32	8	0	6	34	2-2	13
1B	17	Sonny DiChiara	.389	198	58	77	15	0	22	59	0-0	68
2B	7	Cole Foster	.265	166	40	44	9	0	9	44	2-3	28
3B	11	Blake Rambusch	.331	257	53	85	12	1	4	37	16-21	28
SS	4	Brody Moore	.294	248	46	73	12	1	5	37	5-7	22
LF	31	Mike Bello	.255	94	17	24	4	0	1	12	1-1	13
CF	5	Kason Howell	.283	244	50	69	19	2	2	35	11-13	28
RF	27	Bobby Peirce	.286	154	31	44	6	4	9	28	5-6	12
DH	19	Brooks Carlson	.305	177	36	54	10	0	6	31	0-1	23

AUBURN'S RECORD WHEN...

	2022	Under Thompson
Overall	42-21	221-163
SEC	16-13	79-100
Non-Conference	21-5	122-47
Postseason	5-3	20-16
Home	25-9	146-72
Away	12-9	52-69
Neutral	5-3	19-19
Current streak	L1	L1
Last 5 games	4-1	4-1
Last 10 games	6-4	6-4

Situational:

AU scores first	23-6	146-54
Opp. scores first	19-15	75-109
AU scores 4+ runs	38-10	200-73
AU scores 3 runs or less	4-11	21-90
AU leads after 7 innings	34-2	179-16
8 innings	37-2	201-14
AU trails after 7 innings	4-16	16-119
8 innings	3-16	7-128
Game tied after 7 innings	3-2	21-24
8 innings	1-2	6-15
Extra Innings	2-3	11-18
1-run games	10-5	46-44
2-run games	8-3	2-17
3-run games	4-5	24-23
Games decided by 5+ runs	16-5	100-48
vs. LH Starter	10-5	65-51
vs. RH Starter	32-16	157-111
More hits than opponent	28-4	162-29
Fewer hits than opponent	8-16	37-123
Hits are tied	6-1	20-12
AU has 10+ hits	27-6	135-62
Opp. has 10+ hits	10-10	53-100
Hit a home run	27-12	144-69
Opp. hits a home run	24-17	99-106
AU quality start	7-2	68-22
Opp. quality start	1-3	26-58
AU commits no errors	22-5	99-41
Opp. commits no error	16-10	61-82

By Day:

Sunday	7-4	35-30
Monday	1-0	2-2
Tuesday	8-1	45-17
Wednesday	4-1	18-7
Thursday	1-2	8-16
Friday	7-6	52-38
Saturday	12-6	57-50
Day Games (first pitch before 6 p.m.)	16-11	122-86
Night Games (first pitch after 6 p.m.)	26-10	100-77
Doubleheaders	5-3	26-16

By Month:

February	5-2	45-14
March	13-6	74-41
April	13-5	51-49
May	6-5	34-47
June	5-2	15-9

By Jersey:

White	7-3	57-33
Blue	10-4	43-33
Orange	10-6	49-35
Gray	7-3	27-38
Pinstripes	8-5	35-22
Cream Throwback	0-0	8-2

UNIVERSITY INFORMATION

Location	Auburn, Ala.
Enrollment	31,526
Founded	October 1, 1856
Nickname	Tigers
Colors	Burnt Orange and Navy Blue
President	Dr. Chris Roberts (Missouri)
Athletics Director	Allen Greene (Notre Dame)
Conference	Southeastern (SEC West)
Stadium / Capacity	Samford Stadium-Hitchcock Field at Plainsman Park / 4,096
Ticket Office Phone	855-282-2010

BASEBALL COACHING / SUPPORT STAFF

Head Coach	Butch Thompson (Birmingham-Southern, 1992)
Record at Auburn / Seasons	221-163 (.576) / 7th
Career Coaching Record / Seasons	260-184 (.586) / 8th
Assistant Coach	Karl Nonemaker (Vanderbilt, 2002)
Assistant Coach	Gabe Gross (Auburn, 2012)
Volunteer Assistant	Tim Hudson (Auburn, 2021)
Director of Player Development	Aaron Everett (UT Martin, 2012)
Director of Operations	Greg Drye (Southern Miss, 1998)
Athletic Trainer	Anthony Sandersen (South Dakota State, 2004)
Strength & Conditioning	Chris Joyner (Minnesota State - Mankato, 2001)

PROGRAM HISTORY

Modern Era Program Record (since 1949)	2,030-1,396-4 (.592)
College World Series Appearances / Last	5 / 2019
College World Series Record	3-10 (.231)
NCAA Regional Appearances / Last	22 / 2019
NCAA Regional Record	51-45 (.531)
NCAA Super Regional Appearances / Last	3 / 2019
NCAA Super Regional Record	3-5 (.375)
Last Postseason Opponent	Louisville / 2019 College World Series
Result	Lost, 5-3

POSTSEASON HISTORY

College World Series Appearances: 5 (1967, 1976, 1994, 1997, 2019)

Super Regional Appearances: 3 (1999, 2018, 2019)

NCAA Regional Appearances: 22 (1963, 1967, 1976, 1978, 1987, 1989, 1993-95, 1997-2003, 2005, 2010, 2015, 2017, 2018, 2019)

NCAA Regional Titles: 7 (1967, 1976, 1994, 1997, 1999, 2018, 2019)

MEDIA RELATIONS

Baseball Contact: George Nunnelley, Asst. Director - Athletics Comm.

Cell: 502-609-9982

Email: gnnunnelley@auburn.edu

Twitter: @gnunnelley

Associate AD: Kirk Sampson

2022 AUBURN BASEBALL ROSTER

No.	Name	Pos.	Cl.	B/T	Ht.	Wt.	Exp.	Hometown (Previous School)
1	Blake Rambusch	IF/OF	R-Jr.	R/R	5-9	175	JC	Austin, Texas (Grayson College)
2	Josh Hall	OF	R-Jr.	L/R	5-9	192	1L	Birmingham, Ala. (Ole Miss)
4	Brody Moore	IF	Sr.	R/R	5-11	183	3L	Oneonta, Ala. (Oneonta)
5	Kason Howell	OF	Sr.	R/R	6-0	180	3L	Argyle, Texas (Liberty Christian)
6	Ryan Dyal	C	R-So.	L/R	5-10	197	1L	Senoia, Ga. (East Coweta)
7	Cole Foster	IF	So.	S/R	6-1	190	1L	Plano, Texas (Plano Senior)
8	Bryson Ware	OF	Jr.	R/R	6-2	193	1L	Madison, Miss. (Pearl River CC)
9	Cade Granzow	RHP	Fr.	R/R	6-3	220	HS	Franklin, Tenn. (Brentwood)
11	Garrett Farquhar	IF	5th	R/R	5-11	187	2L	Hoover, Ala. (Shelton State CC)
13	Ben Schorr	C	R-Fr.	R/R	6-0	185	RS	Columbus, Ga. (Columbus)
14	Brooks Fuller	LHP	Sr.	L/L	6-3	210	3L	Auburn, Ala. (Auburn)
16	Cam Hill	IF/LHP	So.	L/L	6-5	214	1L	Madison, Ala. (Bob Jones)
17	Sonny DiChiara	IF	Sr.	R/R	6-1	263	TR	Hoover, Ala. (Samford)
18	Mason Barnett	RHP	Jr.	R/R	6-0	218	2L	Cartersville, Ga. (Cartersville)
19	Brooks Carlson	IF	Gr.	R/R	5-11	192	TR	Mobile, Ala. (Samford)
20	Hayden Mullins	LHP	Jr.	L/L	6-0	194	2L	Gallatin, Tenn. (Hendersonville)
21	Trace Bright	RHP	Jr.	R/R	6-4	199	2L	Montgomery, Ala. (Trinity Presbyterian)
22	Garrett Wade	LHP	R-Jr.	L/L	6-3	199	2L	Hartselle, Ala. (Hartselle)
23	Parker Carlson	RHP	Fr.	R/R	6-1	170	HS	Mobile, Ala. (Faith Academy)
27	Bobby Peirce	OF	R-Jr.	R/R	6-2	181	1L	Scottsdale, Ariz. (South Mountain CC)
28	Nate LaRue	C/RHP	Jr.	R/R	6-3	217	2L	Mobile, Ala. (McGill-Toolen)
29	Carson Skipper	LHP	Sr.	L/L	6-2	211	3L	Trussville, Ala. (Trussville)
31	Mike Bello	OF	Fr.	L/L	6-1	190	HS	Oak Ridge, N.J. (Pope John XXIII)
32	Carson Swilling	RHP	So.	R/R	5-11	196	1L	Smiths Station, Ala. (Smiths Station)
34	Ben Bosse	RHP	Fr.	R/R	6-1	194	HS	Brenham, Texas (Brenham)
37	Mason Land	IF	Jr.	L/R	5-10	173	JC	Cantonment, Fla. (Chattahoochee Valley CC)
40	Blake Burkhalter	RHP	Jr.	R/R	6-0	204	2L	Dothan, Ala. (Northview)
41	John Armstrong	RHP	Fr.	R/R	5-11	200	HS	Marietta, Ga. (Harrison)
43	Chase Isbell	RHP	Jr.	R/R	6-2	198	TR	Springville, Ala. (Samford)
44	Grant Newton	RHP	R-Jr.	R/R	6-4	236	TR	Orange County, Calif. (Santa Ana College)
45	Joseph Gonzalez	RHP	So.	R/R	6-4	230	1L	Humacao, P.R. (Leadership Christian Academy)
46	Chase Allsup	RHP	Fr.	R/R	6-1	220	HS	Dothan, Ala. (Dothan)
47	Tommy Sheehan	LHP	Gr.	L/L	6-0	209	TR	Brielle, N.J. (Notre Dame)
50	Jake Wyandt	C	Gr.	R/R	5-11	195	TR	Laurel, Md. (Presbyterian)
51	Luke Burk	IF	Jr.	R/R	6-0	219	JC	Galena, Mo. (Neosho County CC)
52	Jordan Armstrong	RHP	Sr.	R/R	6-2	184	JC	McDonough, Ga. (Chattahoochee Valley CC)
54	Konner Copeland	LHP	So.	L/L	6-2	189	JC	Mobile, Ala. (Pensacola State CC)
57	Tyler Drabick	RHP	Gr.	R/R	6-2	193	TR	Canton, Ohio (Lipscomb)
72	Brody Moss	IF	Fr.	L/R	5-11	173	HS	Helena, Ala. (Helena)

COACHES & STAFF

30	Butch Thompson	Head Coach
35	Karl Nonemaker	Assistant Coach
39	Gabe Gross	Assistant Coach
15	Tim Hudson	Volunteer Assistant Coach
	Aaron Everett	Director of Player Development
	Greg Drye	Director of Operations
	Chris Joyner	Strength & Conditioning
	Anthony Sandersen	Athletic Trainer
	Jeremy Page	Athletic Trainer Intern

PRONUNCIATION GUIDE

Ben BOSSE	BOSSY
Sonny DICHARA	De-SHARE-uh
Ryan DYAL	DIAL
Garrett FARQUHAR	FAR-kwar
Cade GRANZOW	Gran-ZO
KASON Howell	KAY-son
Chase ISBELL	IZ-bull
Ben SCHORR	SHORE
Jake WYANDT	Why-ANDT

30 BUTCH THOMPSON HEAD COACH

THE AUBURN SKIPPER

- Eight College World Series appearances / 17 postseason appearances
- 2013 National Runner-up (Mississippi State)
- 2001 National Champion (Birmingham-Southern)
- 2014 Baseball America/ABCA National Assistant Coach of the Year
- 2006 FCA Coach of the Year
- Coached 18 pitchers who went on to pitch in the Major Leagues
- Recruited and coached 33 pitchers who were drafted out of college that weren't drafted out of high school

Butch Thompson enters his seventh season at the helm of the program in 2021, posting a record of 179-142 in his first six seasons. He led the program to the first College World Series appearance in 22 years in 2019 and took the Tigers to three straight regionals for the first time since 2001-03.

Butch Thompson was named Auburn's head baseball coach on October 22, 2015 and enters his seventh season with the Tigers in 2021.

Thompson, who spent three seasons as an assistant coach and recruiting coordinator at Auburn from 2006-08, returned to The Plains after seven seasons at Mississippi State as both associate head coach and pitching coach.

A native of Amory, Miss., Thompson has coached 31 Division I All-Americans and 40 all-conference performers. He has seen 18 of his former pitchers make their Major League Baseball debuts, including 12 since 2014. Thompson has also turned 33 pitchers who went undrafted out of high school into MLB draft picks.

Thompson had three pitchers drafted in the first 11 rounds in 2014 and five pitchers drafted, including three in the top 10 rounds, in 2013. He added a first-round selection in the 2016 draft, a third-round pick in Keegan Thompson in 2017 and the first No. 1 overall pick in program history in Casey Mize in 2018. With Tanner Burns also going as a supplemental first round pick in 2020, Auburn became one of four programs with a pair of pitchers drafted in the first round from 2018-20.

Along with his pitching pedigree, Thompson is also considered one of the top recruiters in the country. Since 2003, he has secured 14 recruiting classes that were ranked in the top 10 by either Baseball America or Perfect Game, including the No. 5 signing class in 2017 and a program record No. 4 class in 2018. His classes signed from 2006-08 at Auburn each ranked in the top 18 nationally, including the No. 5 class in 2008, which included All-American and SEC Player of the Year Hunter Morris.

In 29 years of coaching at the collegiate level, including 20 in the Southeastern Conference, Thompson has coached eight College World Series participants, including leading the Tigers to the program's first trip to the College World Series in 22 years in 2019. Thompson has also coached one national champion and a national runner-up, won nine conference championships and made 17 postseason appearances. He has also served as an assistant under three National Coach of the Year recipients.

Thompson was named the 2006 Fellowship of Christian Athletes SEC Coach of the Year while at Auburn and the 2014 Baseball America and American Baseball Coaches Association (ABCA) National Assistant Coach of the Year while at Mississippi State.

Thompson has returned the Tigers to prominence in five seasons on The Plains as he has guided the team to a 179-142 overall record and took the team to three straight NCAA Tournament appearances for the first time since 2001-03, including back-to-back super regionals for the first time in program history. After advancing to the College World Series in 2019 and a winner-take-all game three in the Gainesville Super Regional in 2018, the Tigers finished those respective seasons ranked as high as No. 8 and No. 9. It marked the third time in program history the team has finished back-to-back seasons in the top 10.

Entering the 2019 postseason as the No. 2 seed in the Atlanta Regional, Auburn became the only program to sweep a regional on the road in each of the last two pot-seasons before also becoming the first team to defeat North Carolina in a Chapel Hill Super Regional in 2019, punching its ticket to Omaha for the first time since 1997.

In seven seasons at MSU, Thompson made four NCAA regional trips, two Super Regionals, won the SEC Tournament and advanced to the College World Series finishing as NCAA runner-up in 2013. In three of his last four seasons in Starkville, the Bulldogs' staff ERA finished no higher than 3.06. Thompson's 2013 pitching staff was one of two nationally to finish in the top 15 in ERA, strikeouts per nine innings and hits allowed per nine innings.



In addition to his experience at Auburn and Mississippi State, Thompson also spent four seasons at Georgia from 2002-05, including a trip to the College World Series in 2004. While there, he guided the development of future Major Leaguers Josh Fields, Mitchell Boggs and Brooks Brown.

Thompson launched his coaching career as pitching coach and top assistant at Huntingdon College (Ala.) in 1993, before returning to his alma mater in Birmingham, where he helped lead the Panthers to back-to-back Southern States Conference Championships and in 1995 coached BSC to its first NAIA World Series berth.

Thompson left BSC briefly to serve as head coach at Jefferson State Community College in Birmingham in 1997. While at JSCC, he was honored as the Regional Tournament Coach of the Year, the ABCA Alabama Junior College Coach of the Year and the Southeast Region Coach of the Year after guiding JSCC to a 39-21 mark, the AJCAA Region 22 State Championship and a third-place finish in the NJCAA Division II World Series.

He returned to Birmingham-Southern as top assistant the following season, beginning a four-year run during the most successful span in BSC baseball history. The Panthers won 196 games and four TranSouth Conference Championships and made three-consecutive appearances in the NAIA World Series. BSC's 2001 team posted a school-best 55-11 mark and captured the NAIA National Championship.

In 2002, Thompson joined the SEC baseball coaching fraternity as a pitching coach and recruiting coordinator at Georgia and has been a part of the league for the past 17 seasons.

Thompson currently serves as the large-school representative for the Alabama Baseball Coaches Association and is an All-American committee member representing the South region for the ABCA.

Thompson prepped at Amory (Miss.) High School and later starred as a pitcher at Itawamba (Miss.) Community College from 1989-90. He is a member of both the ICC Athletic Hall of Fame (Class of 2014) and MACCC Hall of Fame (Class of 2021).

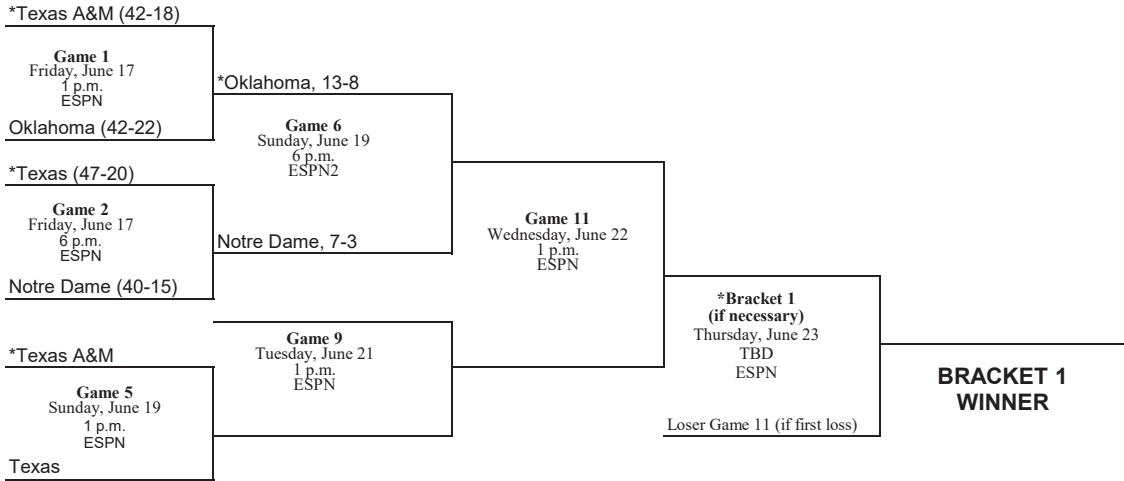
Thompson earned a Bachelor's Degree in History at BSC in 1992 and completed a Master's Degree in Sports Administration at UAB in 1996. He is married to the former Robin Ashe of Birmingham, Ala., and they are the parents of three daughters --- Anna, Olivia and Madelyn Gail.

2022 NCAA TOURNAMENT BRACKET

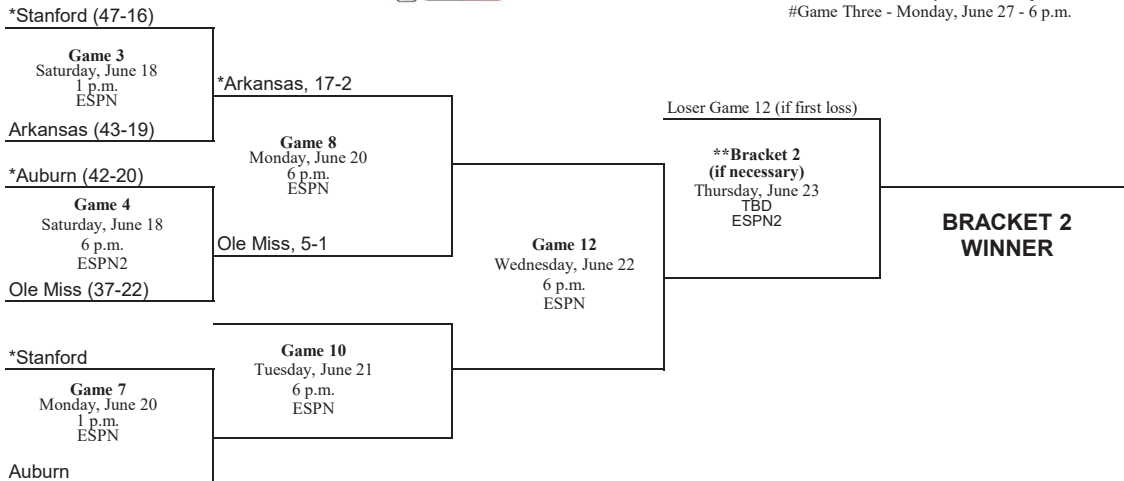


2022 NCAA Men's College World Series
 Charles Schwab Field Omaha - Omaha, Nebraska
 June 17-26/27

BRACKET 1



BRACKET 2



MCWS Finals
 (Best two-of-three and all games on ESPN)
 Game One - Saturday, June 25 - 6 p.m.
 Game Two - Sunday, June 26 - 2 p.m.
 #Game Three - Monday, June 27 - 6 p.m.

NATIONAL CHAMPION

All times Central and subject to change. *Home Team

*Bracket 1 will be necessary if the winner of Game 9 also wins Game 11. If it is the only game scheduled for that day, the game will tentatively start at 6 p.m. If there are two games for that day, the game will tentatively start at 1 p.m.


**Bracket 2 will be necessary if the winner of Game 10 also wins Game 12. If it is the only game scheduled for that day, the game will tentatively start at 6 p.m. If there are two games for that day, the game will tentatively start at 6 p.m.

#MCWS Finals Game 3 will be necessary if the winner of MCWS Finals Game 1 loses MCWS Finals Game 2.



Don't Bet On It.


© 2022 National Collegiate Athletic Association. No commercial use without the NCAA's written permission.




1967
Paul Nix, 32-10
Omaha, NE T-3rd
 Ohio State 1-0 W
 Stanford 3-6 L
 Rider 4-3 W
 Stanford (7 inn./rain) 3-5 L



1976
Paul Nix, 37-15
Omaha, NE T-7th
 Clemson 4-9 L
 Maine 8-9 L



1994
Hal Baird, 44-21
Omaha, NE T-7th
 Oklahoma 4-5 L
 Miami (Fla.) 5-7 L



1997
Hal Baird, 50-17
Omaha, NE T-5th
 Stanford 3-8 L
 Rice 10-1 W
 Stanford 4-11 L



2019
Butch Thompson, 38-28
Omaha, NE T-7th
 Mississippi State 4-5 L
 Louisville 3-5 L



2022
Butch Thompson, 42-1
Omaha, NE
 Ole Miss 1-5 L

CWS LINESCORES

1967

Auburn 1, Ohio State 0 • June 12
 OSU 000 000 000 - 0 5 2
 AU 100 000 00X - 1 5 3
 W: Lowe (14-1), L: Boggs (4-1)

Stanford 6, Auburn 3 • June 13
 AU 000 102 000 - 3 8 3
 SU 310 000 20X - 6 7 1
 W: Vance (11-0), L: Blauser (5-5)

Auburn 4, Rider 3 • June 14
 RC 000 011 100 - 3 10 6
 AU 000 102 001 - 4 6 2
 W: Lowe (15-1), L: Mischik (7-3)

Stanford 5, Auburn 3 • June 15
 AU 010 001 1 - 3 7 3
 SU 100 400 0 - 5 5 0
 W: Hamm, L: Boverit

1976

Clemson 9, Auburn 4 • June 11
 AU 000 111 001 - 4 10 2
 CU 000 502 11X - 9 10 1
 W: Porter (12-0), L: Hudson (10-5)

Maine 9, Auburn 8 • June 12
 AU 410 030 000 - 8 13 2
 UM 230 202 00X - 9 12 4
 W: LaCasse (7-1), L: Leach (8-5)

1994

Oklahoma 9, Auburn 4 • June 4
 AU 000 000 031 - 4 12 1
 OU 020 100 11X - 5 11 2
 W: Redman (13-3), L: Powell (5-4)
 S: Buckles (13)

Miami 7, Auburn 5 • June 6
 UM 400 000 300 - 7 8 6
 AU 001 012 010 - 5 12 2
 W: Westfall (3-0), L: Humphreys (13-4)
 S: Tessmer (3)

1997

Stanford 8, Auburn 3 • May 30
 AU 000 201 000 - 3 6 3
 SU 010 050 02X - 8 12 1
 W: Hutchinson (8-3), L: Hebson (11-4)
 S: Austin (4)

Auburn 10, Rice 1 • June 1
 RU 000 001 000 - 1 4 1
 AU 014 203 00X - 10 11 0
 W: Hudson (15-2), L: Bess (3-3)

Stanford 11, Auburn 4 • June 3
 SU 300 104 102 - 11 13 2
 AU 004 000 000 - 4 8 3
 W: Austin (5-2), L: Dunham (5-2)

2019

Mississippi State 5, Auburn 4 • June 16
 AU 020 100 010 - 4 6 2
 MSU 000 001 004 - 5 12 3
 W: Gordon (5-0), L: Burns (4-4)

Louisville 5, Auburn 3 • June 16
 UL 100 300 010 - 5 7 0
 AU 010 000 101 - 3 13 2
 W: Elliott (3-2), L: Horn (4-2)
 S: Kirian (5)

2022

Ole Miss 5, Auburn 1 • June 18
 OM 201 002 000 - 5 11 1
 MSU 000 000 100 - 1 4 1
 W: DeLucia (7-2), L: Gonzalez (7-4)

AUBURN IN THE NCAA TOURNAMENT

REGIONAL RESULTS

Year	Opponent	Score	Result	Location
1963	West Virginia	1-2	L	Gastonia, NC
	Florida State	3-4	L	Gastonia, NC
1967	West Virginia	8-3	W	Gastonia, NC
	Florida State	13-2	W	Gastonia, NC
	Clemson	2-3	L	Gastonia, NC
1976	Clemson	6-5	W	Gastonia, NC
	Middle Tenn. St.	10-5	W	Tallahassee, FL
	Florida State	2-1	W	Tallahassee, FL
1978	Jacksonville	7-5	W	Tallahassee, FL
	Memphis State	14-10	W	Auburn, AL
	North Carolina	2-3	L	Auburn, AL
1987	Memphis State	5-6	L	Auburn, AL
	Seton Hall	22-1	W	Huntsville, AL
	Middle Tenn. St.	5-3	W	Huntsville, AL
1989	Seton Hall	6-15	L	Huntsville, AL
	Clemson	3-6	L	Huntsville, AL
	South Florida	9-3	W	Tallahassee, FL
1993	Clemson	14-7	W	Tallahassee, FL
	Florida State	6-7	L	Tallahassee, FL
	Clemson	1-11	L	Tallahassee, FL
	Arizona	9-1	W	Stillwater, OK
1994	Oklahoma St.	10-14	L	Stillwater, OK
	N. C. State	2-13	L	Stillwater, OK
	Virginia Tech	7-0	W	Clemson, SC
1995	Old Dominion	11-8 [10]	W	Clemson, SC
	Clemson	11-5	W	Clemson, SC
	Notre Dame	8-0	W	Clemson, SC
	Pennsylvania	2-1	W	Oklahoma City, OK
1997	Ohio State	8-6	W	Oklahoma City, OK
	Oklahoma	8-9	L	Oklahoma City, OK
	Texas	4-2	W	Oklahoma City, OK
	Oklahoma	1-3	L	Oklahoma City, OK
	Western Carolina	11-3	W	Tallahassee, FL
1998	South Florida	9-0	W	Tallahassee, FL
	Florida State	8-7	W	Tallahassee, FL
	Florida State	7-9	L	Tallahassee, FL
	Florida State	5-2	W	Tallahassee, FL
	Rutgers	15-17	L	Tallahassee, FL
1999	Liberty	3-2	W	Tallahassee, FL
	Rutgers	7-4	W	Tallahassee, FL
	Oklahoma	9-8	W	Tallahassee, FL
	Florida State	10-16	L	Tallahassee, FL
	N. C. State	9-7	W	Auburn, AL
2000	Winthrop	8-6	W	Auburn, AL
	Tulane	5-7	L	Auburn, AL
	Tulane	13-9	W	Auburn, AL
	Stetson	5-9	L	Atlanta, GA
2001	Georgia Southern	11-5	W	Atlanta, GA
	Stetson	10-13	L	Atlanta, GA
	Jacksonville	8-7	W	Tallahassee, FL
2002	Florida State	6-10	L	Tallahassee, FL
	Jacksonville	3-2	W	Tallahassee, FL
	Florida State	6-9	L	Tallahassee, FL
2003	Florida Atlantic	11-16	L	Tuscaloosa, AL
	Alabama	3-6	L	Tuscaloosa, AL
	Princeton	5-2	W	Auburn, AL
2005	Ohio State	2-6	L	Auburn, AL
	Clemson	15-0	W	Auburn, AL
	Ohio State	7-9	L	Auburn, AL
2010	South Alabama	13-5	W	Tallahassee, FL
	Florida State	3-4	L	Tallahassee, FL
	Army	12-3	W	Tallahassee, FL
	Florida State	4-10	L	Tallahassee, FL
2015	Jacksonville State	9-7	W	Auburn, AL
	Clemson	2-5	L	Auburn, AL
	Southern Miss	17-8	W	Auburn, AL
	Clemson	11-10	W	Auburn, AL
2017	Clemson	7-13	L	Auburn, AL
	College of Charleston	7-6 [11]	L	Tallahassee, FL
	Mercer	1-0	W	Tallahassee, FL
2018	College of Charleston	3-2	L	Tallahassee, FL
	UCF	7-4	W	Tallahassee, FL
	Tennessee Tech	5-3	W	Tallahassee, FL
2019	Florida State	7-8 [10]	L	Tallahassee, FL
	Florida State	0-6	L	Tallahassee, FL
	Northeastern	13-4	W	Raleigh, NC
2022	Army	12-1	W	Raleigh, NC
	N. C. State	15-7	W	Raleigh, NC
	Coastal Carolina	16-7	W	Atlanta, GA
2022	Georgia Tech	6-5	W	Atlanta, GA
	Georgia Tech	4-1	W	Atlanta, GA
	Southeastern	19-7	W	Auburn, AL
2022	Florida State	21-7	W	Auburn, AL
	UCLA	11-4	W	Auburn, AL

REGIONAL RESULTS BY YEAR

Year	Regional	Result	W-L	Location
1963	District 3	Fourth	0-2	Gastonia, NC
1967	District 3	CHAMPIONS	3-1	Gastonia, NC
1976	South	CHAMPIONS	3-0	Tallahassee, FL
1978	South	Third	1-2	Auburn, AL
1987	South I	Third	2-2	Huntsville, AL
1989	Atlantic	Third	2-2	Tallahassee, FL
1993	Midwest	Fourth	1-2	Stillwater, OK
1994	East	CHAMPIONS	4-0	Clemson, SC
1995	Midwest II	Second	3-2	Oklahoma City, OK
1997	East	CHAMPIONS	4-1	Tallahassee, FL
1998	Atlantic II	Second	3-2	Tallahassee, FL
1999	Auburn	CHAMPIONS	3-1	Auburn, AL
2000	Atlanta	Third	1-2	Atlanta, GA
2001	Tallahassee	Second	2-2	Tallahassee, FL
2002	Tuscaloosa	Fourth	0-2	Tuscaloosa, AL
2003	Auburn	Second	2-2	Auburn, AL
2005	Tallahassee	Second	2-2	Tallahassee, FL
2010	Auburn	Second	3-2	Auburn, AL
2015	Tallahassee	Third	1-2	Tallahassee, FL
2017	Tallahassee	Second	2-2	Tallahassee, FL
2018	Raleigh	CHAMPIONS	3-0	Raleigh, NC
2019	Atlanta	CHAMPIONS	3-0	Atlanta, GA
2022	Auburn	CHAMPIONS	3-0	Auburn, AL

AUBURN VS. NCAA REGIONAL OPPONENTS

Opponent	W-L
Alabama	0-1
Arizona	1-0
Army	2-0
Central Florida	1-0
Clemson	5-5
Coastal Carolina	1-0
College of Charleston	0-2
Florida Atlantic	0-1
Florida State	5-10
Georgia Southern	1-0
Georgia Tech	2-0
Jacksonville	3-0
Jacksonville State	1-0
Liberty	1-0
Mercer	1-0
Memphis	1-1
Middle Tenn. State	2-0
Northeastern	1-0
North Carolina	0-1
North Carolina State	2-1
Notre Dame	1-0
Ohio State	1-2
Oklahoma	1-2
Oklahoma State	0-1
Old Dominion	1-0
Pennsylvania	1-0
Princeton	1-0
Rutgers	1-1
Seton Hall	1-1
Southeastern	1-0
South Alabama	1-0
South Florida	2-0
Southern Miss	1-0
Stetson	0-2
Tennessee Tech	1-0
Texas	1-0
Tulane	1-1
UCLA	1-0
Virginia Tech	1-0
Winthrop	1-0
Western Carolina	1-0
West Virginia	1-1
42 Opponents	51-33

SUPER REGIONAL RESULTS

Year	Opponent	Score	Result	Location
1999	Florida State	2-10	L	Tallahassee, FL
	Florida State	3-6	L	Tallahassee, FL
2018	Florida	2-8	L	Gainesville, FL
	Florida	3-2	W	Gainesville, FL
	Florida	2-3 [11]	L	Gainesville, FL
2019	North Carolina	11-7	W	Chapel Hill, NC
	North Carolina	0-2	L	Chapel Hill, NC
	North Carolina	14-7	W	Chapel Hill, NC
2022	Oregon State	7-5	W	Corvallis, OR
	Oregon State	3-4	L	Corvallis, OR
	Oregon State	4-3	W	Corvallis, OR

1963 DISTRICT 3 AT GASTONIA, NC

Florida State 4, Auburn 3

Wake Forest 4, West Virginia 3

West Virginia 2, Auburn 1 (Auburn eliminated)

Florida State 12, Wake Forest 4

Wake Forest 12, West Virginia 8 (West Virginia eliminated)

Wake Forest 6, Florida State 5

Florida State 11, Wake Forest 5 (Wake Forest eliminated)

1967 DISTRICT 3 AT GASTONIA, NC

Florida State 5, Clemson 3

Auburn 8, West Virginia 3 [12]

Clemson 5, West Virginia 0 (West Virginia eliminated)

Auburn 13, Florida State 3

Clemson 6, Florida State 4 (Florida State eliminated)

Clemson 3, Auburn 2

Auburn 6, Clemson 5 [13] (Clemson eliminated)

1976 SOUTH REGIONAL AT TALLAHASSEE, FL

Auburn 10, Middle Tennessee State 5

Florida State 6, Jacksonville 1

Jacksonville 8, Middle Tennessee State 5 (MTSU eliminated)

Auburn 2, Florida State 1

Jacksonville 9, Florida State 7 (Florida State eliminated)

Auburn 7, Jacksonville 5 (Jacksonville eliminated)

1978 SOUTH REGIONAL AT AUBURN, AL

North Carolina 15, East Tennessee State 1

Auburn 14, Memphis 10

Memphis 5, East Tennessee State 0 (ETSU eliminated)

North Carolina 3, Auburn 2

Memphis 6, Auburn 5 (Auburn eliminated)

Memphis 8, North Carolina 6

North Carolina 11, Memphis 9 (Memphis eliminated)

1987 SOUTH I REGIONAL AT HUNTSVILLE, AL

Seton Hall 15, Auburn 6

Clemson 8, West Virginia 0

(1) Arkansas 10, Middle Tennessee State 7

Auburn 5, Middle Tennessee State 3 (MTSU eliminated)

Arkansas 7, West Virginia 2 (West Virginia eliminated)

Clemson 6, Seton Hall 3

Auburn 22, Seton Hall 1 (Seton Hall eliminated)

Arkansas 6, Clemson 5

Clemson 6, Auburn 3 (Auburn eliminated)

Arkansas 4, Clemson 2 (Clemson eliminated)

1989 ATLANTIC REGIONAL AT TALLAHASSEE, FL

(4) Auburn 9, (3) South Florida 3

(2) Clemson 6, (5) Stetson 2

(1) Florida State 13, (6) Rider 7

Stetson 13, Rider 6 (Rider eliminated)

Florida State 8, South Florida 1 (South Florida eliminated)

Auburn 14, Clemson 7

Clemson 13, Stetson 5 (Stetson eliminated)

Florida State 7, Auburn 6

Clemson 11, Auburn 1 (Auburn eliminated)

Florida State 8, Clemson 1 (Clemson eliminated)

1993 MIDWEST REGIONAL IN STILLWATER, OK

(1) North Carolina State 12, (6) Fordham 4

(4) Auburn 9, (3) Arizona 1

(2) Oklahoma State 9, (5) Connecticut 5

Fordham 5, Connecticut 0 (Connecticut eliminated)

Arizona 5, North Carolina State 2

Oklahoma State 14, Auburn 10

North Carolina State 13, Auburn 2 (Auburn eliminated)

Arizona 18, Fordham 7 (Fordham eliminated)

Oklahoma State 8, N.C. State 3 (N.C. State eliminated)

Arizona 4, Oklahoma State 0

Oklahoma State 11, Arizona 10 (Arizona eliminated)

1994 EAST REGIONAL IN CLEMSON, SC

(3) Old Dominion 9, (4) Notre Dame 5

(2) Auburn 7, (5) Virginia Tech 0

(1) Clemson 5, (6) The Citadel 1

The Citadel 4, Virginia Tech 3 (Virginia Tech eliminated)

Notre Dame 8, Clemson 1

Auburn 11, Old Dominion 8 [10]

Clemson 6, Old Dominion 1 (Old Dominion eliminated)

Notre Dame 5, The Citadel 1 (The Citadel eliminated)

Auburn 11, Clemson 5 (Clemson eliminated)

Auburn 8, Notre Dame 0 (Notre Dame eliminated)

1995 MIDWEST II REGIONAL IN OKLAHOMA CITY, OK

(1) Auburn 2, (6) Pennsylvania 1

(3) Texas 10, (4) Ohio State 5

(2) Oklahoma 9, (5) Indiana State 6

Indiana State 6, Pennsylvania 5 (Penn eliminated)

Auburn 8, Ohio State 6 (Ohio State eliminated)

Oklahoma 13, Texas 9

Oklahoma 9, Auburn 8

Texas 3, Indiana State 2 (Indiana State eliminated)

Auburn 4, Texas 2 (Texas eliminated)

Oklahoma 3, Auburn 1 (Auburn eliminated)

1997 EAST REGIONAL AT TALLAHASSEE, FL

(4) South Florida 5, (3) Central Florida 4

(2) Auburn 11, (5) Western Carolina 3

(1) Florida State 4, (6) Marist 2

Western Carolina 8, Marist 3 (Marist eliminated)

Florida State 16, Central Florida 2 (Central Florida eliminated)

Auburn 9, South Florida 0

Auburn 8, Florida State 7

South Florida 9, Western Carolina 4 (WCU eliminated)

Florida State 6, South Florida 5 (South Florida eliminated)

Florida State 9, Auburn 7

Auburn 5, Florida State 2 (Florida State eliminated)

1998 ATLANTIC II REGIONAL AT TALLAHASSEE, FL

(4) Oklahoma 6, (3) Delaware 3

(5) Rutgers 17, (2) Auburn 15

(1) Florida State 10, (6) Liberty 7

Auburn 3, Liberty 2 (Liberty eliminated)

Florida State 27, Delaware 6 (Delaware eliminated)

Oklahoma 9, Rutgers 7

Florida State 23, Oklahoma 2

Auburn 7, Rutgers 4 (Rutgers eliminated)

Auburn 9, Oklahoma 9 (Oklahoma eliminated)

Florida State 16, Auburn 10 (Auburn eliminated)

1999 AUBURN REGIONAL AT AUBURN, AL

(4) Winthrop 8, (1) Tulane 7

(2) Auburn 9, (3) NC State 7

Tulane 11, NC State 5 (NC State eliminated)

Auburn 8, Winthrop 6

Tulane 15, Winthrop 8 (Winthrop eliminated)

Tulane 7, Auburn 5

Auburn 13, Tulane 9 (Tulane eliminated)

2000 ATLANTA REGIONAL AT ATLANTA, GA

(1) Georgia Tech 11, (4) Georgia Southern 9

(3) Stetson 9, (2) Auburn 5

Auburn 11, Georgia Southern 5 (Ga. Southern eliminated)

Georgia Tech 24, Stetson 1

Stetson 13, Auburn 10 (Auburn eliminated)

Georgia Tech 16, Stetson 11 (Stetson eliminated)

2001 TALLAHASSEE REGIONAL AT TALLAHASSEE, FL

(1) Florida State 8, (4) Bethune-Cookman 1

(2) Auburn 8, (3) Jacksonville 7 [10 innings]

Jacksonville 3, Bethune-Cookman 0 (Bethune-Cookman eliminated)

Florida State 10, Auburn 6

Auburn 3, Jacksonville 2 (Jacksonville eliminated)

Florida State 9, Auburn 6 (Auburn eliminated)

AUBURN IN THE NCAA TOURNAMENT

2002 TUSCALOOSA REGIONAL AT TUSCALOOSA, AL**(3) Florida Atlantic 16, (2) Auburn 11**

(4) Southeast Missouri State 7, (1) Alabama 4

Alabama 6, Auburn 3 (Auburn eliminated)

Florida Atlantic 12, Southeast Missouri State 6

Alabama 7, Southeast Missouri State 4 (SEMO eliminated)

Alabama 7, Florida Atlantic 2

Florida Atlantic 6, Alabama 5 (Alabama eliminated)

2003 AUBURN REGIONAL AT AUBURN, AL

(3) Ohio State 10, (2) Clemson 8

(1) Auburn 5, (4) Princeton 2

Clemson 7, Princeton 6 (Princeton eliminated)

Ohio State 6, Auburn 2**Auburn 15, Clemson 0 (Clemson eliminated)****Ohio State 9, Auburn 7 (Auburn eliminated)****2005 TALLAHASSEE REGIONAL AT TALLAHASSEE, FL****(2) Auburn 13, (3) South Alabama 5**

(1) Florida State 3, (4) Army 2

Army 8, South Alabama 5 (South Alabama eliminated)

Florida State 4, Auburn 3**Auburn 12, Army 3 (Army eliminated)****Florida State 10, Auburn 4 (Auburn eliminated)****2010 AUBURN REGIONAL AT AUBURN, AL**

(2) Clemson 10, (3) Southern Miss 1

(1) Auburn 9, (4) Jacksonville State 7

Southern Miss 19, Jacksonville State 6 (Jacksonville State eliminated)

Clemson 5, Auburn 2**Auburn 17, Southern Miss 8 (Southern Miss eliminated)****Auburn 11, Clemson 10****Clemson 13, Auburn 7 (Auburn eliminated)****2015 TALLAHASSEE REGIONAL AT TALLAHASSEE, FL****(2) College of Charleston 7, (3) Auburn 6 [11 inn.]**

(1) Florida State 5, (4) Mercer 4 [10 inn.]

(3) Auburn 1, (4) Mercer 0 (Mercer eliminated)

(1) Florida State 3, (2) College of Charleston 2

(2) College of Charleston 3, (3) Auburn 2 (Auburn eliminated)

(1) Florida State 8, (2) College of Charleston 1 (College of Charleston eliminated)

2017 TALLAHASSEE REGIONAL AT TALLAHASSEE, FL

(4) Tennessee Tech 3, (1) Florida State 1

(3) Auburn 7, (2) UCF 4

(1) Florida State 6, (2) UCF 1 (UCF eliminated)

(3) Auburn 5, (4) Tennessee Tech 3

(1) Florida State 5, (4) Tennessee Tech 3 (Tennessee Tech eliminated)

(1) Florida State 8, (3) Auburn 7 [10 inn.]**(1) Florida State 6, (3) Auburn 0 (Auburn eliminated)****2018 RALEIGH REGIONAL AT RALEIGH, NC****(2) Auburn 13, (3) Northeastern 4**

(4) Army 5, (1) N.C. State 1

(1) N.C. State 9, (3) Northeastern 3 (Northeastern eliminated)

(2) Auburn 12, (4) Army 1

(1) N.C. State 11, (4) Army 1 (Army eliminated)

(2) Auburn 15, (1) N.C. State 7 (N.C. State eliminated)**2019 ATLANTA REGIONAL AT ATLANTA, GA****(2) Auburn 16, (3) Coastal Carolina 7**

(1) Georgia Tech 13, (4) Florida A&M 2

(3) Coastal Carolina 9, (4) Florida A&M 4 (Florida A&M eliminated)

(2) Auburn 6, (1) Georgia Tech 5

(1) Georgia Tech 10, Coastal Carolina 8 (Coastal Carolina eliminated)

(2) Auburn 4, Georgia Tech 1 (Georgia Tech eliminated)**2022 AUBURN REGIONAL AT AUBURN, AL**

(3) Florida State 5, UCLA 3

(1) Auburn 19, (4) Southeastern 7

(2) UCLA 16, (4) Southeastern 2 (Southeastern eliminated)

(1) Auburn 21, (3) Florida State 7

(2) UCLA 2, (3) Florida State 1 (Florida State eliminated)

(1) Auburn 11, (2) UCLA 4 (UCLA eliminated)

AUBURN IN SUPER REGIONALS

1999 SUPER REGIONAL AT TALLAHASSEE, FL

(1) Florida State 10, (2) Auburn 2

Florida State 6, Auburn 3 (Auburn eliminated)

2018 SUPER REGIONAL AT GAINESVILLE, FL

(1) Florida 8, (2) Auburn 2

(2) Auburn 3, (1) Florida 2

(1) Florida 3, (2) Auburn 2 [11 inn.]

2019 SUPER REGIONAL AT CHAPEL HILL, NC

(2) Auburn 11, (1) North Carolina 7

(1) North Carolina 2, (2) Auburn 0

(2) Auburn 14, (1) North Carolina 7

2022 SUPER REGIONAL AT CORVALLIS, OR

(1) Auburn 7, (1) Oregon State 5

(1) Oregon State 4, (1) Auburn 3

(1) Auburn 4, (1) Oregon State 3

AUBURN SUPER REGIONAL RECORDS

BATTING

AT BATS

Game: 6, Rankin Woley vs. North Carolina (6/10/19)

Series: 14, four times, last by three players vs. North Carolina (2019) [3 games]

RUNS

Game: 3, Ryan Bliss vs. North Carolina (6/10/19)

Series: 5, Ryan Bliss vs. North Carolina (2019) [3 games]

HITS

Game: 3, four times, last by Brody Moore at Oregon State (6/11/22)

Series: 6, Conor Davis vs. North Carolina (2019) [3 games]

RBI

Game: 3, five times, last by Judd Ward & Edouard Julien vs. North Carolina (6/10/19)

Series: 6, Edouard Julien vs. North Carolina (2019) [3 games]

HOME RUNS

Game: 1, seven times, last by Sonny DiChiara at Oregon State (6/13/22)

Series: 2, Sonny DiChiara at Oregon State (2019) [3 games]

STOLEN BASES

Game: 2, Mailon Kent vs. Florida St. (6/4/99)

BATTING AVERAGE

Series [min. 7 AB]: .500, Conor Davis vs. North Carolina (2019) [6-for-12 in 3 games]

PITCHING

INNINGS PITCHED

Game: 8.1, Brent Schoening vs. Florida St. (6/5/99)

Series: 8.1, Brent Schoening vs. (1999)

STRIKEOUTS

Game: 11, Brent Schoening vs. Florida St. (6/5/99)

Series: 11, Brent Schoening vs. (1999)

BASE ON BALLS

Game: 6, Bailey Horn vs. North Carolina (6/9/19)

Series: 6, Bailey Horn vs. North Carolina (2019) [3 games]

BATTING

GAMES PLAYED

Series: 5, by 32 players (1995, 1997, 1998, 2010)
 Career: 16, Todd Faulkner (1998-2001)
 16, Mailon Kent (1998-2001)

AT BATS

Game: 6, by 36 players
 Series: 25, Rob Macrony (1997) [5 games]
 Career: 65, Todd Faulkner (1998-2001) [16 gms]

RUNS SCORED

Game: **5, Sonny DiChiara vs. Florida State (6/4/22)**
 Series: 11, Adam Sullivan (1997) [5 games]
 Career: 19, Todd Faulkner (1998-2000) [16 gms]

HITS

Game: **5, Brody Moore vs. Florida State (6/4/22)**
 5, Javon Moran vs. Fla. Atlantic 5/31/02)
 5, Adam Sullivan vs. W. Car. (5/22/97)
 5, Mark Bellhorn vs. ODU (5/27/94)
 5, Cliff Shanks vs. Okla. St. (5/29/93)
 Series: 14, Adam Sullivan (1997) [5 games]
 Career: 30, Todd Faulkner (1998-2001) [16 gms]

RUNS BATTED IN

Game: **9, Cole Foster vs. Southeastern (6/3/22)**
 Series: **12, Cole Foster (2022) [3 games]**
 Career: 22, Todd Faulkner (1998-2000) [16 gms]

SINGLES

Game: 5, Adam Sullivan vs. W. Car. (5/22/97)
 Series: 12, Adam Sullivan (1997) [5 games]
 Career: 17, Jay Waggoner (1993-95) [12 gms]

DOUBLES

Game: **3, Kason Howell vs. Florida State (6/4/22)**
 Series: 5, Trent Mummey (2010) [5 games]
 5, Mark Bellhorn (1994) [4 games]
 Career: 7, Mailon Kent (1998-01) [16 games]

TRIPLES

Game: **1, 15 times, most recently by Bryson Ware vs. Florida State (6/4/22)**
 Series: 2, Javon Moran (2003) [4 games]
 Career: 2, Javon Moran (2001-03) [10 games]
 2, Mark Bellhorn (1993-95) [12 games]

HOME RUNS

Game: **3, Cole Foster vs. Southeastern (6/3/22)**
 Series: 4, Scotty Long (1967) [4 games]
 4, Todd Faulkner (1998) [5 games]
 Career: 5, Todd Faulkner (1998-01) [16 games]

STOLEN BASES

Game: 2, Javon Moran vs. Clemson (5/31/03)
 2, Pat Keedy vs. Memphis (5/20/78)
 2, Dom Fucci vs. Memphis (5/20/78)
 Series: 3, Javon Moran (2003) [4 games]
 Career: 4, Javon Moran (2001-03) [10 games]

BASES ON BALLS

Game: **4, Blake Rambusch vs. Florida State (6/4/22)**
 Series: **5, Kason Howell (2022) [3 games]**
5, Blake Rambusch (2022) [3 games]
 5, Mitch Duke (1993) [3 games]
 5, Dominic Rich (1998) [5 games]

STRIKEOUTS

Game: 4, Kevin Chabot vs. Okla. (5/28/95)
 Series: 12, Kevin Chabot (1995) [5 games]
 Career: 15, Kevin Chabot (1993-95) [9 games]

BATTING AVERAGE

Series [min. 15 AB]: .667, Mark Bellhorn (1994)
 [12-for-18 in 4 games]
 Career [min. 25 AB]: .538, Steven Williams
 (2018-19) [14-for-26 in 6 games]

HITTING STREAK

Career: 15, Mailon Kent (1998-01)
 12, Todd Faulkner (1999-01)
 11, Gabe Gross (1999-01)

PITCHING

GAMES PITCHED

Series: 4, Finley Woodward (1995)
 Career: 7, Colter Bean (1996-2000)

GAMES STARTED

Series: 2, Tim Hudson (1997)
 2, Ryan Halla (1995)
 2, John Powell (1994)
 2, Stacy Jones (1987)
 2, Mark Chapman (1987)
 2, Q.V. Lowe (1967)
 2, Hayden Gliemmo (1998)
 Career: 4, Chris Bootcheck (1998-00)

GAMES RELIEVED

Series: 4, Finley Woodward (1995)
 Career: 7, Colter Bean (1996-00)

WINS

Series: 2, Tim Hudson (1997)
 2, John Powell (1994)
 2, Q.V. Lowe (1967)
 Career: 3, John Powell (1993-94)

LOSSES

Series: 2, Scott Roney (1978)
 2, Kevin Knorst (1998)
 Career: 2, Chris Bootcheck (1998-00)
 2, Ryan Halla (1993-95)
 2, Kevin Knorst (1998-00)
 2, Scott Roney (1978)

SAVES

Series: 2, Colter Bean (1998)
 2, Patrick Dunham (1997)
 2, Finley Woodward (1995)
 2, Joe Beckwith (1976)
 Career: 2, Colter Bean (1998)
 2, Patrick Dunham (1997)
 2, Finley Woodward (1995)
 2, Joe Beckwith (1976)

INNINGS PITCHED

Game: 13.0, Q.V. Lowe vs. Clemson (1967)
 Series: 25.0, Q.V. Lowe (1967) [2 games]
 Career: 27.1, Levale Speigner (2000-03) [6 games]

STRIKEOUTS

Game: 14, John Powell vs. Arizona (5/28/93) [9 IP]
 14, Q.V. Lowe vs. Clemson (1967) [13 IP]
 Series: 26, Q.V. Lowe (1967) [2 games]
 22, John Powell (1994) [2 games]
 Career: 36, John Powell (1993-94) [3 games]

BASES ON BALLS

Game: 6, Josh Sullivan vs. Florida State (6/4/05)
 6, Ryan Halla vs. Okla. State (5/29/93)
 Series: 6, Josh Sullivan (2005) [1 game]
 6, Ryan Halla (1993) [1 game]
 6, Tim Hudson (1997) [2 games]
 Career: 13, Ryan Halla (1993-95) [6 gms/23.1 IP]

NATIONAL POLLS

NEWS & NOTES

BASEBALL AMERICA

May 30

1. Tennessee*
2. Stanford
3. Virginia Tech
4. Texas A&M*
5. Oregon State
6. Miami
7. Louisville
8. Oklahoma*
9. Maryland
10. Gonzaga
11. Oklahoma State
12. North Carolina
13. Texas
14. Notre Dame
15. TCU
16. Texas State
17. Southern Miss
18. Florida
19. UCLA
20. East Carolina
21. Arkansas*
22. Texas Tech*
23. UC Santa Barbara
24. **AUBURN**
25. Virginia

D1 BASEBALL

May 30

1. Tennessee*
2. Stanford
3. Oregon State
4. Virginia Tech
5. Texas A&M*
6. Oklahoma State
7. Miami
8. Louisville
9. Oklahoma*
10. East Carolina
11. North Carolina
12. Maryland
13. Texas State
14. Gonzaga
15. Southern Miss
16. Texas
17. Notre Dame
18. Florida
19. UCLA
20. UC Santa Barbara
21. Georgia Southern
22. TCU
23. Arkansas*
24. Texas Tech*
25. **AUBURN**

USA TODAY

May 30

1. Tennessee*
2. Oregon State
3. Virginia Tech
4. Stanford
5. Oklahoma State
6. Miami
7. Texas A&M*
8. Maryland
9. Louisville
10. Southern Miss
11. Notre Dame
12. Texas
13. Arkansas*
14. Texas State
15. Texas Tech*
16. North Carolina
17. East Carolina
18. Gonzaga
19. Virginia
20. **AUBURN**
21. UC Santa Barbara
22. Florida
23. TCU
24. Georgia Southern
25. UCLA

NCBWA

June 7

1. Tennessee*
2. Stanford
3. Oregon State*
4. Virginia Tech
5. Texas A&M*
6. Notre Dame
7. Texas
8. **AUBURN**
9. East Carolina
10. Arkansas*
11. Louisville
12. Oklahoma
13. Southern Miss
14. UConn
15. North Carolina
16. Oklahoma State
17. Maryland
18. Texas State
19. Ole Miss*
20. Florida
21. UCLA*
22. Miami
23. LSU*
24. Texas Tech*
25. Vanderbilt*

PERFECT GAME

May 30

1. Tennessee*
2. Stanford
3. Texas A&M*
4. Virginia Tech
5. Oregon State
6. Oklahoma State
7. Miami
8. Oklahoma
9. Texas
10. East Carolina
11. Louisville
12. Southern Miss
13. UC Santa Barbara
14. Notre Dame
15. North Carolina
16. Texas Tech*
17. Gonzaga
18. UCLA
19. Maryland
20. Florida
21. Texas State
22. Arkansas*
23. LSU*
24. San Diego
25. Georgia Southern

COLLEGIATE BASEBALL

June 13

1. Stanford
2. Texas A&M*
3. Arkansas*
4. Oklahoma*
5. Texas
6. Notre Dame
7. **AUBURN**
8. Ole Miss*
9. Tennessee*
10. Virginia Tech
11. Oregon State
12. Louisville
13. East Carolina
14. North Carolina
15. Southern Miss
16. UConn
17. Texas State
18. UC Santa Barbara
19. TCU
20. UCLA*
21. Oklahoma State
22. Texas Tech*
23. LSU*
24. Arizona
25. Miami

AUBURN IN THE POLLS

BA D1 CB NC PG USA

Pre.	NR	NR	NR	NR	NR	NR
2/21	NR	NR	NR	NR	NR	NR
2/28	NR	NR	NR	NR	NR	NR
3/7	NR	NR	NR	NR	NR	NR
3/14	NR	NR	NR	NR	NR	NR
3/21	NR	NR	NR	NR	NR	NR

BA D1 CB NC PG USA

3/28	NR	NR	NR	NR	NR	NR
4/4	25	NR	18	NR	NR	NR
4/11	17	17	14	23	19	22
4/18	23	19	21	25	25	22
4/25	21	19	17	19	19	21
5/2	21	19	19	22	19	18

BA D1 CB NC PG USA

5/9	21	20	21	22	22	20
5/16	20	19	23	19	19	18
5/23	20	24	23	23	NR	21
5/30	24	25	NR	NR	NR	20
6/7	--	--	15	8	--	--
6/13	--	--	7	--	--	--

SCOUTING THE CARDINAL

- Stanford enters Monday's matchup with a 47-17 overall record. The Cardinal won both the Pac-12 regular season and tournament championship.
- The team won three games in two days to come back and win its regional before winning two straight vs. UConn to advance to Omaha for the second straight season.
- Offensively, Stanford leads the Pac-12 and ranks 10th in the country with a .310 batting average and has homered 118 times, also good for a top-10 mark.
- On the mound, the Cardinal have turned in a 4.20 staff ERA. Monday starter Drew Dowd is 6-0 with a 4.79 ERA in 21 appearances and 14 starts.

BAD NEWS!!

- After being picked by the league's head coaches to finish last in the SEC West and second to last in the league (only two more votes than Missouri), Auburn is one of eight teams left standing.
- The Tigers finished the regular season fourth in the SEC West and fifth overall (0.5 games behind LSU).

OFFENSIVE EXPLOSION

- After hitting .209 and scoring 11 runs on 28 hits in the four games leading up to the regional, Auburn exploded for 51 runs on 49 hits and hit .395 with 25 extra-base hits, including 11 homers from seven different players, in three games in the Auburn Regional.
- The 51 runs scored were the most by a SEC team in the first three games of a regional.
- The 19 runs in the opener against Southeastern matched a season high, only to be eclipsed by the 21 runs scored against Florida State the following day.

OPPOSITE ENDS OF THE SPECTRUM

- Auburn scored 14 runs in three games in the Corvallis Super Regional, winning the decisive game three despite tallying only three hits.
- However, the Tigers turned in a 3.67 staff ERA against Oregon State, allowing only six earned runs in the last two games and 18.0 innings.

RECENT REGIONAL SUCCESS

- After going to just three regionals from 2005-15, Auburn has been to four regionals in the last five seasons under head coach Butch Thompson and has won three of them while advancing to the regional final in 2017.
- The Tigers are 11-2 in regional games under Thompson and have won nine straight, outscoring the opponent 117-43.
- This season marked the fifth time the Tigers have hosted a regional, including the first time since 2010.

SUPER REGIONAL SQUADS

- Auburn is one of 10 teams to advance to three or more super regionals in the last four seasons (2018, 2019, 2022).
- The Tigers joins Arkansas (4), East Carolina, Mississippi State, North Carolina, Ole Miss, Stanford, Texas, Texas Tech and Vanderbilt on the short list of teams.

AUBURN TO OMAHA

- The Tigers are one of six teams to make two College World Series in the last three seasons, joining Arkansas, Mississippi State, Stanford, Texas and Vanderbilt.

THE ONE AND ONLY

- Auburn became the first team to defeat North Carolina in a Chapel Hill Super Regional in 2019 and the first to defeat Oregon State in a Corvallis Super Regional last weekend.
- The Tigers are the only team to win two road super regionals in the last three seasons.

THE BEST IN THE BIZ

- Butch Thompson is one of five active SEC coaches who have taken their program to a pair of College World Series in a three-season span, joining Tim Corbin (Vanderbilt), Chris Lemonis (Mississippi State), Kevin O'Sullivan (Florida) and Dav Van Horn (Arkansas).

TREDDING UP UNDER THOMPSON

- Auburn turned in a .500 or better conference record for the third time under Thompson (2017: 16-14; 2018: 15-15; 2022: 16-13).
- Prior to Thompson's arrival in the fall of 2015, the program had only one winning SEC season (2010: 20-10) from 2004-15.

WILD WILD WEST

- Four SEC West teams advanced to Omaha
- Six of seven active SEC West head coaches have now been to Omaha twice in their career.

DIGGING THE LONG BALL

- Auburn homered 11 times in three games in the regional, marking four more homers than any other three-game span this season.
- The Tigers hit seven home runs in the regional opener, including four in the first inning, matched a program record previously turned in by the 2010 team.
- Cole Foster became the first player to homer three times in a game since 2011 and Sonny DiChiara became the first to homer in four straight games since 2008.
- After missing six straight games with an injury, Foster homered from both sides of the plate in the first inning of the regional opener against Southeastern, becoming the first player in program history to do so.

MVP! MVP! MVP!

- Senior shortstop Brody Moore was named the Auburn Regional MVP after hitting .533 (8-for-15) with six runs, a double, triple, homer and six RBI in three games.
- Moore went 5-for-5 with two walks and five RBI in the second game against Florida State. He became the first player since 2016 to record five hits in a game and the first in program history to reach base seven times.
- He is second with a .462 average in the NCAA Tournament and leads the team with a .330 average in the last 21 games.

THUNDER AND LIGHTNING

- Sonny DiChiara and Blake Rambusch have combined for 161 hits (.360 average) and 111 runs in their first season on the Plains.

WINNING AT A HIGH RATE

- This season marks the 13th time in program history Auburn has won 40 or more games, including the second time since 2018.
- The team's .678 winning percentage is currently the highest since 1999 (46-19; .708)

MODEL OF CONSISTENCY

- Auburn hasn't lost more than two consecutive games all season and has lost back-to-back games only four times.
- The team had a .500 or better record during 12 of the 14 weeks during the regular season. The two exceptions were without midweek games prior to series losses against then No. 1 Ole Miss and then No. 3 Arkansas.

HOME SWEET HOME

- Auburn wrapped up the season 25-9 in home games, including 9-5 in league games at Plainsman Park, and won 13 of the last 15 home games.
- The 25 home wins are 10 more than last year and are tied for the second most in a season since going 30-9 at home in 2010.
- The Tigers outscored opponents 292-162, hitting .308 with a 3.79 ERA in 34 home games.

ROAD WARRIORS

- The Tigers are 17-12 in games played away from Plainsman Park, marking the fifth most road/neutral site wins in the league and tying for the most such wins by an Auburn team since 1998 (20).

FLIP THE SCRIPT

- After going 11-16 in games decided by two or fewer runs last year, Auburn is 18-8 in such games this season.
- One-run games:
 - 2021: 7-10
 - 2022: 10-5
- Two-run games:
 - 2021: 4-6
 - 2022: 8-3

COMEBACK KIDS

- After falling behind on a three-run home run in the first inning at Oregon State in the super regional opener last Saturday, Auburn recorded its 21st win in a game in which the team has trailed this season.
- The six-run comeback win against South Alabama on Mar. 22 was the team's largest since coming back from a seven-run deficit against Florida A&M on Feb. 22, 2017.

WHAT'S THE MAGIC NUMBER?

- Auburn is 38-10 when scoring four or more runs and 4-10 when scoring three or fewer runs this season.
- In seven seasons under Thompson, the Tigers are 200-73 when scoring four or more runs and 21-89 when scoring three or fewer.

MR. AMERICA

- DiChiara has been named First Team All-America by Perfect Game and Second Team All-America by Collegiate Baseball, becoming the 32nd All-American in program history.

THE HIGHEST HONOR

- DiChiara became the third player in program history to earn SEC Player of the Year honors, joining Tim Hudson (1997) and Hunter Morris (2010) on the list.
- DiChiara leads the country in on-base percentage (.560) and tops in the league in average (.392) and slugging (.809).
- He is tied for second among Division I players with 63 career home runs and his 22 homers this year are tied for the second most in program history, one shy of tying the record.

ALL-SEC HONORS

- Along with his Co-Player of the Year nod, DiChiara was named First Team All-SEC, becoming the first position player to earn first-team honors since 2011.
- Junior closer Blake Burkhalter was named Second Team All-SEC, while third baseman Blake Rambusch was named to the SEC All-Defensive Team.

REACHING BASE AT RECORD-SETTING RATE

- DiChiara has reached base in 56 of 58 games this season and went on a 48-game on-base streak dating back to last year.
- He has reached multiple times in 48 games this year, including 24 of 29 in SEC play, and has reached at least three times in 32 games.
- DiChiara's .560 OBP is 53 points higher than any other SEC player and the third highest in the NCAA in the last 10 full seasons.

WALK THIS WAY

- DiChiara leads the country with 68 walks and 1.17 walks per game, ranking second in program history in the category.
- Frank Thomas holds the Auburn record with 73 walks drawn in 1989.

RAMBUSCH RAKES

- Rambusch finished the regular season as the SEC leader in hits with 80 and currently ranks tied for sixth overall with 85 hits, tied for the fourth most by an Auburn player since 2010.
- Rambusch went on a 17-game hitting streak earlier this year, the longest since 2015-16, and has multiple hits in 26 games, one shy of tying for the most by an Auburn player since 2012.

HOWELL'S HOLDING IT DOWN

- Senior outfielder Kason Howell has started in 187 games in his Auburn career, including 111 straight games in center field.
- Saturday night, Howell will become Auburn's first position player and second player all-time (Rob Macrory, 1994 & 1997) to start in multiple College World Series.

COLE COMES BACK WITH A BANG

- Cole Foster went 4-for-6 with a double, three homers and nine RBI in the regional opener against Southeastern.
- Foster's matched Bo Jackson among others for the program record for total bases (14), and his nine RBI were the most since 2010.

BOBBY'S FINDING BARRELS

- Bobby Peirce was inserted into the starting lineup on Apr. 1 at LSU and has started in 35 of 36 games since.
- He is tied for second on the team with nine homers, all eight of which have come since Apr. 12, and hit a pair of game-winning homers in SEC play - one in the 7th inning vs. South Carolina (Apr. 22) and another in the 9th inning at No. 1 Tennessee (Apr. 30).
- He collected another go-ahead hit with a RBI single in the seventh inning of the series-clinching win against Alabama.

NATE THE GREAT BEHIND THE PLATE

- Junior catcher Nate LaRue has started in 32 of the last 33 SEC regular season and SEC and NCAA Tournament games behind the plate.
- He has thrown out 12 of 20 would-be base stealers this season, tied for the second most in the league.

CLOSING TIME

- Burkhalter leads the SEC and is second in the NCAA and in program history with 15 saves.
- The junior righty recorded a pair of saves in the Corvallis Super Regional, including retiring all eight batters he faced with five strikeouts in the decisive game three.
- Burkhalter became the first Auburn pitcher in program history and first pitcher from the SEC since 2017 to record three saves in a series, accomplishing the feat vs. South Carolina.
- In 50 career appearances and 69.1 innings, Burkhalter has turned in a 3.12 ERA and has registered 99 strikeouts.

GIVE IT TO 'EM, GONZO

- Joseph Gonzalez turned in his team-best sixth quality start of the season in Auburn's regional win vs. Florida State.
- After turning in 7.0 scoreless innings vs. South Carolina on Apr. 24, Gonzalez had turned in four straight quality starts in SEC play, becoming the first Auburn pitcher to do so since Casey Mize in 2018.
- He also became the first Auburn pitcher to win four straight SEC starts since Keegan Thompson did so in 2015.

FUTURE'S BRIGHT

- Junior right-hander Trace Bright is the only Auburn pitcher to start all 16 weekends.
- Bright turned in three straight quality starts from Feb. 26-Mar. 13.
- The team has won each of his last seven starts dating back to Apr. 23.

SKIP TO MY LOU

- Senior lefty Carson Skipper pitched 3.0 scoreless innings with five strikeouts in the super regional opener before earning the win in 2.0 innings in the decisive game three.
- After making 47 straight relief appearances dating back to the start of 2020, Skipper made his first start since 2019 against Kentucky in the SEC Tournament, striking out a season-high seven batters, including six straight at one point, in 3.0 scoreless innings.

LIKE FATHER LIKE SON

- Brody Moore is the son of former Auburn and All-SEC shortstop Brandon Moore (1991-94), who was a member of Auburn's third CWS team.
- After wearing No. 19 and playing primarily second base in his first three seasons on the Plains, Brody has a new number and position in 2022 - No. 4 and shortstop - just like his dad.
- Brandon hit .332 in four years and 242 games in an Auburn uniform. Brody is a .300 career hitter in 140 games, including 128 starts.

CARLSON'S HAD A CAREER

- Brooks Carlson went on a season-best 11-game hitting streak from Apr. 26-May 17 and is second on the team with a .321 average in 21 games since the streak began.
- Carlson is tied for sixth among active NCAA Division I players with 292 career hits. He also ranks eighth in runs (187), T-9th in total bases (453) and T-9th in doubles (60).

COMING ON STRONG

- After not making an appearance from Mar. 29-May 7, freshman right-hander John Armstrong has made eight appearances in the last 15 games.
- He is 1-0 with a 2.25 ERA and 12 strikeouts to go along with four walks in 12.0 innings during the recent stretch.

KEEPING IT CLEAN

- Auburn's .981 fielding percentage is good for the 10th best clip in the country and is five points clear of the highest registered fielding percentage in program history.

LATE LEADS

- Auburn is 34-2 when leading after seven innings and 37-2 when ahead after eight.
- On the other end of the spectrum, the Tigers are 4-15 when trailing after seven innings and 3-15 when trailing after eight.

CAPACITY CROWDS

- Auburn sold out Plainsman Park 10 times this season, marking the most sellouts since the ballpark's renovation in 1996.
- The Tigers set program records in total attendance (127,947), eclipsing the previous number by more than 16,000, and average attendance (3,655).

THE FEW, THE PROUD

- Fourth year players Brody Moore, Kason Howell, Brooks Fuller, Garrett Wade and Carson Skipper are the only members of the team left from the 2019 team that made the program's first appearance in the CWS in 22 years.

EPITOME OF AUBURN BASEBALL

- One of four Legacy Leaders on this year's team, Farquhar was named to the 2022 SEC Community Service Team.
- Along with his service efforts, Farquhar has served on Auburn Athletics student athlete advisory committee for two years.

SEC GRADUATES

- Auburn players Garrett Farquhar, Brooks Fuller, Josh Hall, Brody Moore, Carson Skipper and Garrett Wade earned their degrees in May.

200-WIN PLATEAU

- Head coach Butch Thompson won his 200th game in an Auburn uniform in a 5-1 win in the series opener against Vanderbilt on Apr. 8.
- Thompson is Auburn's third coach to amass 200 wins, joining Baird (634) and Nix (515).

MLB SUCCESS ON STAFF

- Auburn's coaching staff has 54 years of experience in professional baseball, including 32 years in the MLB between pitching coach Tim Hudson (17 years), hitting coach Gabe Gross (seven years), strength coach Chris Joyner (eight years).
- Other members of the coaching and support staff with professional experience include assistant coach Karl Nonemaker, director of player development Aaron Everett and athletic trainer Anthony Sandersen.
- Along with the experience of the coaching staff, Athletics Director Allen Green and sport administrator Brant Ust were college teammates at Notre Dame and went on to play professionally.

AUBURN IN THE MLB DRAFT

- The 2021 MLB Draft marked the 47th consecutive year Auburn had at least one player selected, tied for the longest active streak in the SEC.
- Ryan Bliss was drafted by the Arizona Diamondbacks in the second round with the 42nd overall pick in last year's draft, becoming the fifth-highest position player and ninth-highest draft pick overall in Auburn history.
- It marked the sixth straight season Auburn had a top-five-round pick, marking the first time in program history to accomplish the feat.

TIGERS IN THE PROS

- Former Auburn pitcher Davis Daniel (2017-19) was called up by the Los Angeles Angels last Saturday, June 11, and became the 57th big leaguer in program history, including the program's sixth since Aug. 19, 2020.

THE LAST TIME...

BATTING SUPERLATIVES

5 hits in a game
6 hits in a game
Reached base 6 times
Reached base 7 times
4 runs in a game
5 runs in a game
6 runs in a game
10-game hitting streak
15-game hitting streak
20-game hitting streak
25-game hitting streak
30-game hitting streak
3 doubles in a game
4 doubles in a game
2 triples in a game
3 triples in a game
2 home runs in one game
3 home runs in one game
7 RBI in a game
8 RBI in a game
9 RBI in a game
10 RBI in a game
Grand slam home run
Inside-the-park home run
HR to begin game
Two HR in one inning
HR in consecutive at-bats
HR in three consecutive at-bats
HR in consecutive games
HR in three consecutive games
HR in three consecutive SEC games
HR in four consecutive games
HR in four consecutive SEC games
HR in five consecutive games
Walk-off HR
Pinch-hit HR
Pinch-hit grand slam
HR in first at-bat of season
HR in both games of DH
Hit for the cycle
Hit from both sides of plate in same inning
Two hits in same inning
Stole home
Stole two bases in a game
Stole three bases in a game
Hit by a pitch 2 times in a game
Hit by a pitch 3+ times in a game
Scored 20 or more runs
Scored 25 or more runs
Scored 30 or more runs
Scored 5 runs in an Inning
Scored 6 runs in an Inning
Scored 7 runs in an Inning
Scored 8 runs in an Inning
Scored 9 runs in an Inning
Scored 10+ runs in an Inning
Recorded 10+ hits in an Inning
Scored in every inning
Recorded 15-19 hits
Recorded 20 or more hits
Hit 3 or more home runs in an inning
Hit 3 or more home runs in a game
Hit 5 or more home runs in a game
Hit 7 or more home runs in a game
Hit back-to-back home runs
Hit back-to-back-to-back home runs
Had 5 doubles
Had 6 doubles
Had 7 doubles
Had 8 doubles
Had 9+ doubles
Stole 5 bases in a game
Stole 6 bases in a game
Stole 7 bases in a game
Stole 8 bases in a game
Walked 10+ times
Did not strike out in a game

Brody Moore vs. Florida State [5-for-5] (6/4/22)
Tyler Johnstone vs. Elon [6-for-7, 2B, 3B] (2/25/05)
Kason Howell vs. Florida State [4-5, 2 BB] (6/4/22)
Brody Moore vs. Florida State [5-5, 2BB] (6/4/22)
Brody Moore vs. Florida State (6/4/22)
Sonny DiChiara vs. Florida State (6/4/22)
Bryson Ware vs. Alabama A&M (2/24/21)
Bobby Peirce, 11 games (5/8-6/4)
Blake Rambusch, 17 games (3/5-4/1/22)
A. Grier, 22 games, (5/31/15-3/22/16)
Justin Fradejas, 27 games (3/23-5/7/10)
Casey Dunn, 31 games (2/22 [G1]-4/15/97)
Kason Howell vs. Florida State (6/4/22)
Ken Dempsey vs. Georgia (1971)
Jay Gonzalez vs. Alabama State (2/28/12) never
Nate LaRue vs. Southeastern (6/3/22)
Cole Foster vs. Southeastern (6/3/22)
Brody Moore vs. Alabama A&M (2/24/21)
Justin Bryant at Georgia (3/19/10)
Cole Foster vs. Southeastern (6/3/22)
Bob Berry vs. Huntington (4/15/82)
Cole Foster vs. Southeastern (6/3/22)
Kason Howell at Alabama (4/15/21)
Ryan Bliss vs. #11 Ole Miss (5/25/21)
Cole Foster vs. Southeastern [1st] (6/3/22)
Cole Foster vs. Southeastern (6/3/22)
Edouard Julien (2/20-22/19)
Sonny DiChiara (5/21-25/22)
Sonny DiChiara (5/21-6/3/22)
Trent Mummey (4/17-23/10)
Sonny DiChiara (5/21-6/4/22)
Mike Bianucci (5/2-9/08)
Tim Lemons (4/6-10/85)
Kason Howell vs. Yale (G1 - 2/26/22)
Cam Hunt vs. Kentucky (3/26/21)
Edouard Julien vs. BYU (G1 - 3/3/18)
Steven Williams vs. Longwood (2/17/18)
Dylan Ingram at #7 Mississippi St. (4/29/17)
Judd Ward [3B, 1B, HR, 2B] vs. Illinois-Chicago (G1 - 2/15/20)
Cole Foster [1st inn.] vs. Southeastern (6/3/22)
Cole Foster [HR, HR] vs. Southeastern [1st] (6/3/22)
Josh Hall vs. Kansas State (2/20/22)
Blake Rambusch vs. Rhode Island (G1 - 3/5/22)
Anfernee Grier vs. Southern (2/26/16)
Ryan Dyal vs. UAB (3/2/22)
Dan Glevenyak at Alabama (4) (4/11/14)
21 vs. Florida State (6/4/22)
25 vs. Longwood (2/17/18)
33 vs. Alabama A&M (2/24/21)
5, vs. Florida State (9th) (6/4/22)
6, vs. Kennesaw State (3rd) (4/20/22)
7, vs. Florida State (4th) (6/4/22)
8, at UAB (5th) (3/19/19)
9, vs. Rhode Island (1st) (G1 - 3/5/22)
11, vs. Southeastern (1st) (6/3/22)
11, vs. Furman (5th) (2/12/00)
vs. Coppin State (3/18/14)
19, vs. Florida State (6/4/22)
20, vs. Southeastern (6/3/22)
4, vs. Southeastern [1st] (6/3/22)
3, vs. Florida State (6/4/22)
6, vs. Texas A&M (5/15/21)
7, vs. Southeastern (6/3/22)
R. Woley & S. Williams vs. Samford (3rd) (4/20/21)
R. Bliss, T. Miller & R. Woley vs. Texas A&M (1st) (5/15/21)
5, vs. Florida State (6/4/22)
6, vs. Jacksonville State (4/21/21)
7, vs. Chicago State (3/8/20)
8, vs. BYU (G1 - 3/3/18)
11, vs. Alabama A&M (2/24/21)
5, vs. Bethune-Cookman (5/6/14)
6, vs. #21 Tennessee (3/17/19)
7, vs. Presbyterian (5/8/12)
8, vs. Alcorn State (2/22/12)
17, vs. Florida State (6/4/22)
vs. Belmont (3/11/12)

PITCHING SUPERLATIVES

INDIVIDUAL
Nine-inning no-hitter
Nine-inning no-hitter (combined)
Seven-inning no-hitter
Nine-inning perfect game
Seven-inning perfect game
Nine-inning one-hitter (individual)
Nine-inning one-hitter (combined)
Five-inning one-hitter
Nine-inning two-hitter
Complete game
Complete game shutout
Consecutive complete games
Struck out 10 batters
Struck out 11 batters
Struck out 12 batters
Struck out 13 batters
Struck out 15 batters
TEAM
Struck out 15+ batters
Struck out 20+ batters
Struck out 15 batters consecutive games
Shut out an opponent
Consecutive shutouts
Three straight shutouts
Shut out an SEC opponent
Shut out an SEC opponent on the road
Consecutive SEC shutouts
Consecutive SEC shutouts on the road
Was shut out
Was held to one hit
Was no hit
FIELDING SUPERLATIVES
2 errors in a game
3 errors in a game
4 errors in a game
3 double plays turned in a game
4 double plays turned in a game
5 double plays turned in a game
Triple play (Auburn)
Triple play (Opponent)
Threw a runner out at HP to end game
MISC. SUPERLATIVES
Won 10 or more consecutive games
Won 15 or more consecutive games
Won 8 or more consecutive SEC games
Lost 5 or more consecutive games
Home winning streak
Road winning streak
Season-opening winning streak
Extra-innings victory
Extra-innings loss
Swept a 3-game series
Swept a road series
Swept a road SEC series
Swept a SEC series
Swept a 4-game series
Swept a doubleheader
Allowed 3 runs or fewer in a three-game series
Allowed 3 runs or fewer in a four-game series
Allowed 3 runs or fewer in a SEC series
Allowed 4 runs or fewer in a series
Allowed 4 runs or fewer in a SEC series
Allowed 3 runs or fewer in a road series
Allowed 3 runs or fewer in a SEC road series
Overcome a deficit of 7+ runs
Won a 1-0 game
Lost a 1-0 game
Walk-off win
Walk-off loss
Casey Mize vs. Northeastern (3/9/18)
Mike Mueller [2.0], Lee Carter [1.0],
Brandon Channell [1.0], Reid Price [1.0], Andrew Skinner [1.0], Arnold
Hughey [1.0], Ken Clayton [1.0], Cory Duedeit [0.2], Sean Jones [0.1]
vs. UAB (3/19/02)
Jason Johnson vs. LaGrange College (4/30/91)
Eric Brandon vs. Murray State (3/2/02)
Jason Johnson vs. LaGrange College (4/30/91)
Keegan Thompson vs. Presbyterian (3/1/14)
Tanner Burns [7.0], Cody Greenhill [2.0]
vs. Chicago State (3/6/20)
Kevin Davis [3.2], Jacob Milliman [1.1], vs. Radford
(2/22/15)
Tanner Burns [9.0] vs. Cincinnati (3/1/19)
Joseph Gonzalez vs. #12 Vanderbilt (4/10/22)
Jack Owen vs. UTSA (3/9/19)
K. Thompson vs. Arkansas & LSU (4/4 & 4/11/15)
10 Mason Barnett vs. UCLA (6/5/22)
11 by Jordan Armstrong vs. Yale (2/25/22)
12 by Casey Mize at Kentucky (3/23/18)
13 by Casey Mize vs. Texas A&M (3/16/18)
15 by Tanner Burns vs. Cincinnati (3/1/19)
15, Barnett [10], Skipper [2], Burkhalter [3] vs. UCLA (6/5/22)
20, Fuller [4], Watson [4], Anderson [3], Greenhill [4],
Skipper [3], Wade [2] vs. #9 Arkansas (4/5/19)
vs. Ga State, at Missouri (4/5-7/16)
2-0 vs. South Carolina (4/24/22)
16-0 / 12-0 [7] vs. Rhode Island (3/5/22)
2-0 vs. UTSA / 5-0 vs. UTSA (3/6-9/19)
2-0 vs. South Carolina (4/24/22)
3-0 at Missouri (5/21/21)
5-0 and 4-0 at Miss. State (3/27-28/15)
5-0 and 4-0 at Miss. State (3/27-28/15)
3-0 vs. Oklahoma (2/18/22)
vs. #24 Missouri (4/1/18)
vs. #13 Arkansas (5/25/17)
Jake Wyandt vs. #1 Ole Miss (3/17/22)
Luke Jarvis vs. Presbyterian (3/11/17)
Brett Burnham at Alabama (4/5/00)
vs. Alabama (5/14/22)
at #1 Arkansas (4/3/21) never
vs. Memphis (5/22/78)
at Florida [4th] (3/15/08)
Bryson Ware at Mississippi State (4/17/22)
15 (2/24-3/22/19)
15 (2/24-3/22/19)
9 (4/1-21/95)
5 (4/2-11/21)
21 (1964-66)
14 (1967/1995)
17 (2/7-3/5/97)
6-5, vs. Alabama State [10 inn] (4/19/22)
4-5, at Texas A&M [11 inn] (3/26/22)
vs. South Carolina (4/22-24/22)
at Alabama (4/20-21/18)
at Alabama (4/20-21/18)
vs. South Carolina (4/22-24/22)
Rhode Island (3/4-6/22)
Rhode Island (3/5/22)
2, vs. Chicago State (3/6-8/20)
3, vs. Rhode Island (3/4-6/22)
3, vs. Miss. State (3/27-29/15)
3, vs. UTSA (3/8-9/19)
4, vs. Georgia (4/23-25/15)
3, vs. Miss. State (3/27-29/15)
3, vs. Miss. State (3/27-29/15)
7 runs, [7-0, 12-8] vs. Florida A&M (2/22/17)
vs. Mercer (5/30/15) [NCAA Regional]
vs. Ohio State (2/15/14)
vs. Alabama State [10 inn.] (4/19/22)
at Mississippi State [9 inn.] (4/14/22)

27 • BOBBY PEIRCE OF

6-2 • 181 • R-JR • Scottsdale, Ariz. • S. Mountain

- Went on 11-game hitting streak from May 8-June 4
All nine of his HR have come since Apr. 12
Has three go-ahead hits in the 7th inning or later in SEC play - vs. USC (4/22), at UT (4/30) vs. UA (5/14)
Made his 1st start at LSU on Apr. 1 and is 2nd on the team with 9 HR, 26 RBI since

CAREER STATISTICS

Table with columns: YEAR, AVG, GP-GS, AB, R, H, 2B, 3B, HR, RBI, SB-A. Rows for 2019*, 2020*, 2021, 2022, AU, and TOTAL.

SEASON HIGHS

AB: 5, eight times
R: 3, vs. Florida State (6/4)
H: 3, three times
2B: 1, six times
HR: 1, nine times
RBI: 3, two times

CAREER HIGHS

5, 18 times
3, two times
3, six times
1, 16 times
1, 17 times
4, vs. Paradise Valley (2/26/19)

1 • BLAKE RAMBUSCH IF

5-9 • 175 • R-JR • Austin, Texas • Grayson

- Named to the SEC All-Defensive Team
Hit .444 (4-for-9) with 7 R, 5 BB, 3 HBP in regional
Ranks T-6th in league with 85 hits, T-4th most by an Auburn player since 2010
Has reached base in 114 of the last 121 games dating back to the final 13 games of 2019

CAREER STATISTICS

Table with columns: YEAR, AVG, GP-GS, AB, R, H, 2B, 3B, HR, RBI, SB-A. Rows for 2019*, 2021*, 2022, and TOTAL.

SEASON HIGHS

AB: 6, three times
R: 4, vs. Kansas State (2/20)
H: 4, two times
2B: 2, vs. Ole Miss (3/18)
HR: 1, four times
RBI: 4, vs. Ole Miss (3/18)

CAREER HIGHS

7, at McLennan (3/18/21)
4, four times
4, six times
3, vs. W. OK State (3/6/21)
1, 11 times
4, three times

8 • BRYSON WARE OF

6-2 • 193 • JR • Madison, Miss. • Pearl River

- Hit a two-RBI triple in 9th vs. Florida State (6/4)
Threw out the tying run at the plate to end the game in the series finale at MSU (4/16)
Is the first AU player with multiple 6+ RBI games in the same season since Tony Caldwell in 2011

CAREER STATISTICS

Table with columns: YEAR, AVG, GP-GS, AB, R, H, 2B, 3B, HR, RBI, SB-A. Rows for 2020*, 2021, 2022, AU, and TOTAL.

SEASON HIGHS

AB: 5, three times
R: 3, vs. UAB (3/2)
H: 3, two times
2B: 2, vs. UAB (3/2)
HR: 1, vs. Troy (2/23)
RBI: 6, two times

CAREER HIGHS

5, seven times
6, vs. AAMU (2/24/21)
3, six times
2, vs. UAB (3/2/22)
1, 12 times
6, two times

50 • JAKE WYANDT C

5-11 • 185 • GR • Laurel, Md. • Presbyterian

- Named to the Buster Posey Award Watch List
Is a candidate for the Senior CLASS Award

CAREER STATISTICS

Table with columns: YEAR, AVG, GP-GS, AB, R, H, 2B, 3B, HR, RBI, SB-A. Rows for 2018*, 2019*, 2020*, 2021*, 2022, and TOTAL.

SEASON HIGHS

AB: 4, two times
R: 3, vs. UAB (3/2)
H: 2, two times
2B: 1, vs. Tennessee Tech (3/9)
HR: 1, vs. Rhode Island (3/6)
RBI: 4, vs. Rhode Island (3/6)

CAREER HIGHS

5, three times
3, vs. UAB (3/2/22)
3, at Auburn (2/20/21)
2, at ECU (2/27/21 - G2)
1, seven times
4, vs. Rhode Island (3/6/22)

PITCHER PROFILES

46 • CHASE ALLSOP RHP

6-1 • 220 • FR • Dothan, Ala. • Dothan

- Struck out the side in a scoreless IP at SEC Tourney
Earned his first SEC save in 2.0 IP vs. Alabama (5/14)
Pitched a season-high 2.2 IP w/ 3 K at Jax State (4/26)
Struck out a season-high five in 2.0 IP vs. Samford (4/12)
Earned his first save in 2.1 IP at UAB (4/5)

CAREER STATISTICS

Table with columns: YEAR, ERA, W-L, G/S, IP, H, R, ER, BB, K, BAA. Rows for 2022.

SEASON HIGHS

IP: 2.2, at Jax State (4/26)
H: 3, vs. MTSU (3/13)
R: 4, vs. Ole Miss (3/18)
ER: 2, vs. Ole Miss (3/18)
K: 5, vs. Samford (4/12)
BB: 2, four times
PC: 49, vs. Ole Miss (3/18)

CAREER HIGHS

2.2, at Jax State (4/26/22)
3, vs. MTSU (3/13/22)
4, vs. Ole Miss (3/18/22)
2, vs. Ole Miss (3/18/22)
5, vs. Samford (4/12/22)
2, four times
49, vs. Ole Miss (3/18/22)

41 • J. ARMSTRONG RHP

5-11 • 200 • FR • Marietta, Ga. • Harrison

- Made two scoreless appearance in Corvallis
Didn't pitch from 3/29-5/8 but is 1-0 with a 2.25 ERA and 12 K to 4 BB in 12.0 IP and eight appearances since
Earned his first career win and faced the minimum in 2.2 scoreless IP vs. Alabama (5/13)

CAREER STATISTICS

Table with columns: YEAR, ERA, W-L, G/S, IP, H, R, ER, BB, K, BAA. Rows for 2022.

SEASON HIGHS

IP: 2.2, two times
H: 3, two times
R: 3, two times
ER: 2, two times
K: 4, vs. Arkansas (5/8)
BB: 2, two times
PC: 40, vs. Arkansas (5/8)

CAREER HIGHS

2.2, two times
3, two times
3, two times
2, two times
4, vs. Arkansas (5/8/22)
2, two times
40, vs. Arkansas (5/8/22)

18 • MASON BARNETT RHP

6-0 • 218 • JR • Cartersville, Ga. • Cartersville

- Allowed one run in 4.1 IP in game three in Corvallis
Is 3-2 with a 4.08 ERA in 13 starts this season
The Tigers are 10-3 in games he has started
Named to Auburn Regional All-Tournament Team after throwing 5.1 scoreless and striking out a career high 10 batters in regional final vs. UCLA (6/5)
Didn't allow a hit after UCLA double on the first pitch and set down the last 10 batters he faced

CAREER STATISTICS

Table with columns: YEAR, ERA, W-L, G/S, IP, H, R, ER, BB, K, BAA. Rows for 2020, 2021, 2022, and TOTAL.

SEASON HIGHS

IP: 5.1, two times
H: 6, two times
R: 5, vs. Ole Miss (3/17)
ER: 5, vs. Ole Miss (3/17)
K: 10, vs. UCLA (6/5)
BB: 3, five times
PC: 88, two times

CAREER HIGHS

7.0, vs. Little Rock (3/13/21)
6, three times
6, at Ole Miss (3/20/21)
5, two times
10, vs. UCLA (6/5/22)
5, at Arkansas (4/3/21)
91, vs. Little Rock (3/13/21)

21 • TRACE BRIGHT RHP

6-4 • 199 • JR • Montgomery, Ala. • Trinity

- Is the only pitcher to start all 16 weekends this season
Earned the win in the regional opener vs. Southeastern, striking out a career high 10 batters in 5.0 innings
Auburn has won his last seven starts since Apr. 23
Turned in three straight quality starts from 2/26-3/13

CAREER STATISTICS

Table with columns: YEAR, ERA, W-L, G/S, IP, H, R, ER, BB, K, BAA. Rows for 2020, 2021, 2022, and TOTAL.

SEASON HIGHS

IP: 6.0, three times
H: 7, at MSU (4/15)
R: 6, two times
ER: 6, vs. Vandy (4/9)
K: 10, vs. Southeastern (6/3)
BB: 5, vs. Arkansas (5/7)
PC: 108, at MSU (4/15)

CAREER HIGHS

6.0, four times
7, at MSU (4/15/22)
7, at Ole Miss (3/21/21)
7, at Ole Miss (3/21/21)
10, vs. Southeastern (6/3/22)
5, vs. Arkansas (5/7/22)
108, at MSU (4/15/22)

40 • B. BURKHALTER RHP

6-0 • 204 • JR • Dothan, Ala. • Northview

- Named Second Team All-SEC, First Team ABCA All-Southeast Region and a finalist for the NCBWA Stopper of the Year award
Recorded a save in both wins in Corvallis, including retiring all 8 batter faced with 5 K in game three
Leads the SEC and ranks 2nd in NCAA with 15 saves, the third most in single season history
Went 1-0 w/ 3 saves, 12 K in 4 app from 4/19-24
Became the first pitcher in program history and first pitcher in SEC since 2017 with 3 saves in a weekend

CAREER STATISTICS

Table with columns: YEAR, ERA, W-L, G/S, IP, H, R, ER, BB, K, BAA. Rows for 2020, 2021, 2022, and TOTAL.

SEASON HIGHS

IP: 2.2, three times
H: 5, two times
R: 5, vs. Ole Miss (3/19)
ER: 5, vs. Ole Miss (3/19)
K: 5, two times
BB: 4, at MSU (4/14)
PC: 50, vs. S. Alabama (3/22)

CAREER HIGHS

2.2, three times
5, two times
5, vs. Ole Miss (3/19/22)
5, vs. Ole Miss (3/19/22)
5, two times
4, at MSU (4/14/22)
50, vs. S. Alabama (3/22/22)

54 • K. COPELAND LHP

6-2 • 178 • SO • Mobile, Ala. • Pensacola State

- Didn't allow an ER in 2.2 innings vs. Southeastern (6/3)
Pitched the final 2.0 innings and earned his first SEC win at Tennessee (4/30)
Pitched 4.0 scoreless with 8 K and earned his first win in an Auburn uniform vs. KSU (4/20)

CAREER STATISTICS

Table with columns: YEAR, ERA, W-L, G/S, IP, H, R, ER, BB, K, BAA. Rows for 2021*, 2022, and TOTAL.

SEASON HIGHS

IP: 4.0, vs. Kennesaw St. (4/20)
H: 5, vs. Alabama State (3/1)
R: 4, vs. Arkansas (5/6)
ER: 4, vs. Arkansas (5/6)
K: 8, vs. Kennesaw St. (4/20)
BB: 2, three times
PC: 68, vs. Kennesaw St. (4/20)

CAREER HIGHS

7.0, two times
11, at Chipola (3/20/21)
4, three times
4, two times
12, at NW Fl. State (4/30/21)
2, nine times
68, vs. Kennesaw St. (4/20/22)

14 • BROOKS FULLER LHP

6-3 • 210 • SR • Auburn, Ala. • Auburn

- After pitching once from 3/22-5/8, hasn't allowed a run in his last 4 appearances and 4.0 innings
Faced one over the minimum in the last 1.1 innings vs. Southeastern (6/3)

CAREER STATISTICS

Table with columns: YEAR, ERA, W-L, G/S, IP, H, R, ER, BB, K, BAA. Rows for 2019, 2020, 2021, 2022, and TOTAL.

SEASON HIGHS

IP: 1.1, at Troy (5/10)
H: 3, vs. Alabama State (3/1)
R: 4, vs. Alabama State (3/1)
ER: 4, vs. Alabama State (3/1)
K: 2, two times
BB: 2, vs. Alabama State (3/1)
PC: 27, vs. Alabama State (3/1)

CAREER HIGHS

6.0, at Texas A&M (4/13/19)
5, three times
5, vs. Baylor (2/27/21)
5, vs. Baylor (2/27/21)
6, vs. Ole Miss (4/20/19)
4, at South Carolina (3/30/19)
93, at Texas A&M (4/13/19)



45 • J. GONZALEZ RHP

6-4 • 230 • SO • Humacao, PR • Leadership CA

- Named to Auburn Regional All-Tournament Team after earning the win in 6.0 innings vs. Florida State (6/4)
- The game marked his 6th quality start of the season
- Pitched 7.0 scoreless innings and earned his fourth straight win vs. USC (4/24)
- Became the first AU pitcher since Casey Mize in 2018 with four straight quality starts in SEC play
- Became the first AU pitcher to win four straight SEC starts since Keegan Thompson in 2015
- Turned in Auburn's first SEC CG since 2018 and the second by an SEC pitcher vs. Vandy (4/10)

CAREER STATISTICS

YEAR	ERA	W-L	G/S	IP	H	R	ER	BB	K	BAA
2021	6.17	2-3	21/5	42.1	51	30	29	10	30	.293
2022	3.22	7-4	15/14	78.1	83	30	28	15	54	.276
TOTAL	4.25	9-7	36/19	120.2	134	60	57	25	84	.282

SEASON HIGHS

IP: 9.0, vs. Vandy (4/10)
H: 9, two times
R: 5, two times
ER: 5, two times
K: 8, two times
BB: 4, vs. Florida State (6/4)
PC: 110, at MSU (4/16)

CAREER HIGHS

9.0, vs. Vandy (4/10/22)
9, two times
9, vs. Miss. State (4/11/21)
9, vs. Miss. State (4/11/21)
8, two times
5, at Arkansas (4/3/21)
110, at MSU (4/16/22)

43 • CHASE ISBELL RHP

6-2 • 198 • JR • Springville, Ala. • Samford

- Pitched a season best 2.2 scoreless at Oregon State
- Has a 0.77 ERA in his last eight apps and 11.2 IP
- Turned in 2.0 scoreless with 3 K at Kentucky (5/20)
- Earned his first Auburn win at Troy (5/10)
- Matched a season-high with 2.1 IP vs. Arkansas (5/7)
- Coming off partial Tommy John surgery

CAREER STATISTICS

YEAR	ERA	W-L	G/S	IP	H	R	ER	BB	K	BAA
2020*	3.38	1-0	5/0	5.1	3	4	2	7	6	.167
2021*	2.32	4-2	26/0	31.0	19	9	8	13	44	.173
2022	5.29	1-1	13/0	17.0	16	10	10	13	20	.250
TOTAL	3.70	6-4	44/0	53.1	38	23	20	33	70	--

SEASON HIGHS

IP: 2.2, at Oregon State (6/12)
H: 5, vs. Vandy (4/9)
R: 5, at LSU (4/1)
ER: 5, at LSU (4/1)
K: 4, at Oregon State (6/12)
BB: 3, at Samford (5/17)
PC: 45, at Texas A&M (3/26)

CAREER HIGHS

3.0, at ETSU (5/21/21)
4, at Wofford (4/20/21)
5, at LSU (4/1/22)
5, at LSU (4/1/22)
6, at ETSU (5/21/21)
3, at Samford (5/17/22)
57, at ETSU (5/21/21)

47 • TOMMY SHEEHAN LHP

6-0 • 209 • GR • Brielle, N.J. • Notre Dame

- Pitched 3.1 scoreless and earned the win in the super regional opener at Oregon State
- Has a 0.68 ERA in his last six apps and 13.1 IP
- Turned in 4.0 scoreless and allowed just two baserunners vs. Alabama (5/14)
- Earned his first AU win in 3.2 IP vs. MTSU (3/13)
- Earned the 3.0-inning save in his first career relief appearances against URI (3/6)

CAREER STATISTICS

YEAR	ERA	W-L	G/S	IP	H	R	ER	BB	K	BAA
2018*	5.74	2-4	14/14	62.2	62	43	40	41	27	.264
2019*	4.58	5-6	15/15	92.1	100	62	47	23	62	.268
2020*	2.70	3-0	4/4	23.1	18	7	7	5	22	.202
2021*	6.75	0-1	2/2	8.0	10	6	6	5	10	.303
2022	4.50	2-0	15/3	32.0	23	18	16	21	26	.202
TOTAL	4.86	12-11	50/37	218.1	213	136	116	95	147	--

SEASON HIGHS

IP: 4.0, vs. Alabama (5/14)
H: 5, vs. Ole Miss (3/19)
R: 5, at Texas A&M (3/27)
ER: 5, at Texas A&M (3/27)
K: 5, vs. Rhode Island (3/6)
BB: 4, at Texas A&M (3/27)
PC: 65, vs. Alabama (5/14)

CAREER HIGHS

9.0, two times
13, vs. North Carolina (4/13/19)
11, vs. North Carolina (4/13/19)
8, vs. North Carolina (4/13/19)
9, at UAB (2/14/20)
6, vs. Purdue (2/24/18)
112, vs. North Carolina (4/13/19)

29 • CARSON SKIPPER LHP

6-2 • 211 • SR • Trussville, Ala. • Hewitt-Trussville

- Allowed 1 R in 4.0 IP with 6 K Saturday vs. Ole Miss
- Pitched 3.0 scoreless with 5 K in super regional opener
- Earned the win in 2.0 IP in game three in Corvallis
- Made his first start since 2019 at SEC Tourney, pitching 3.0 scoreless with a season-high 7 strikeouts
- Earned the win in 2.1 scoreless at Samford (5/17)
- Went 1-0 with 6 K, 3 holds in 4 app from 4/19-24
- Earned the win in 1.1 IP in the series opener vs. USC
- Pitched a perfect 8th inning in games two & three, inducing a double play w/ the tying run on in finale

CAREER STATISTICS

YEAR	ERA	W-L	G/S	IP	H	R	ER	BB	K	BAA
2019	7.46	3-3	17/8	35.0	45	33	29	23	38	.306
2020	1.00	0-0	7/0	9.0	5	1	1	3	12	.167
2021	4.25	2-2	19/0	29.2	29	16	14	9	37	.248
2022	4.45	6-3	26/1	56.2	53	33	28	14	68	.247
TOTAL	4.97	11-8	69/9	130.1	132	83	72	49	155	.259

SEASON HIGHS

IP: 5.2, vs. MTSU (3/11)
H: 6, vs. MTSU (3/11)
R: 5, two times
ER: 5, vs. Arkansas (5/8)
K: 7, vs. Kentucky (5/25)
BB: 2, three times
PC: 71, vs. MTSU (3/11)

CAREER HIGHS

5.2, vs. MTSU (3/11/22)
6, vs. MTSU (3/11/22)
5, four times
5, two times
8, vs. AAMU (2/19/19)
4, at Georgia Tech (4/16/19)
78, vs. Arkansas (4/5/19)

32 • CARSON SWILLING RHP

5-11 • 196 • SO • Smiths Station, Ala. • Smiths

- Didn't allow a run in five apps and 6.2 IP from 5/7-25
- Earned a win in 2.0 scoreless vs. Arkansas & Alabama
- Struck out a career high six in 2.0 IP at Jax State (4/26)
- Got a strikeout to end the 7th and earned the win in game two vs. USC (4/23)
- Turned in 1.2 scoreless innings at LSU (4/1)
- Pitched a season-high 3.1 scoreless innings and struck out four vs. Ole Miss (3/17)

CAREER STATISTICS

YEAR	ERA	W-L	G/S	IP	H	R	ER	BB	K	BAA
2021	3.34	1-2	21/0	29.2	28	15	11	14	33	.248
2022	5.86	3-2	20/0	27.2	29	18	18	13	33	.274
TOTAL	4.55	4-4	41/0	57.1	57	33	29	27	66	.260

SEASON HIGHS

IP: 3.1, vs. Ole Miss (3/17)
H: 4, two times
R: 3, four times
ER: 3, four times
K: 6, at Jax State (4/26)
BB: 2, four times
PC: 58, vs. Ole Miss (3/17)

CAREER HIGHS

3.2, at Lipscomb (3/16/21)
5, at Georgia (5/1/21)
3, six times
3, five times
6, at Jax State (4/26/22)
3, two times
67, at Georgia (5/1/21)

AUBURN IN THE NATIONAL AND SEC RANKINGS

(as of June 15)

TEAM	TOTAL	NCAA	SEC
Fielding percentage	.981	10	4
Sacrifice flies	33	16	3
K/9.0 IP	10.2	22	7
Double plays	49	25	2
Walks	299	32	6
Shutouts	4	32	4
Hits	618	33	2
Hits/9.0 IP	8.56	41	7
ERA	4.42	43	6
K-BB ratio	2.48	45	8
Runs	447	46	4

21 TRACE BRIGHT	TOTAL	NCAA	SEC
Games started	16	24	3

40 B. BURKHALTER	TOTAL	NCAA	SEC
Saves	15	2	1

17 SONNY DICHARA	TOTAL	NCAA	SEC
On-base percentage	.560	1	1
Walks	68	1	1
Walks/game	1.17	1	1
Slugging percentage	.809	5	1
Home runs	22	19	3
Home runs/game	0.38	20	2
Batting average	.392	21	1
Total bases	157	43	5

45 JOSEPH GONZALEZ	TOTAL	NCAA	SEC
BB/9.0 IP	1.72	48	3

28 NATE LARUE	TOTAL	NCAA	SEC
Sacrifice flies	6	38	4

PITCHING CAREERS

CHASE ALLSUP'S CAREER APPEARANCES

2022 - FRESHMAN YEAR												
Date	Opp (Res.)	DEC	QS	IP	H	R	ER	BB	SO	HR	ERA	NP
2/20	vs. Kansas State (W, 12-1)	-	-	1.0	0	0	0	0	3	0	0.00	14
2/25	YALE (W, 9-0)	-	-	1.0	0	0	0	2	2	0	0.00	25
3/2	UAB (W, 16-1)	-	-	1.0	0	0	0	1	2	0	0.00	20
3/9	vs. Tennessee Tech (W, 4-3)	-	-	2.0	2	0	0	1	3	0	0.00	39
3/13	MIDDLE TENNESSEE-G1 (W, 10-7)	-	-	1.1	3	1	0	1	3	0	0.00	35
3/18	#1 OLE MISS (W, 19-5)	-	-	1.1	2	4	2	2	1	2.35	49	
3/26	at Texas A&M (L, 4-5 [11])	-	-	0.1	0	0	0	0	0	2.35	1	
3/27	at Texas A&M (W, 13-9)	W	-	1.0	0	1	0	1	0	2.00	19	
4/5	at UAB (W, 6-4)	S	-	2.1	2	1	1	0	2	1.38	34	
4/12	SAMFORD (W, 4-1)	-	-	2.0	1	0	0	0	5	2.03	33	
4/19	ALABAMA STATE (W, 6-5 [10])	-	-	0.2	0	0	0	2	0	1.93	15	
4/22	SOUTH CAROLINA (W, 6-3)	-	-	0.2	0	0	0	0	0	1.84	5	
4/26	at Jax State (W, 8-4)	-	-	2.2	2	1	1	0	3	2.08	31	
4/30	at #1 Tennessee (W, 8-6)	-	-	1.1	2	1	1	1	1	2.41	41	
5/6	#3 ARKANSAS (L, 8-11)	-	-	1.2	1	0	0	1	0	2.21	21	
5/8	#3 ARKANSAS (L, 4-7)	-	-	0.2	1	1	1	2	0	2.57	22	
5/14	ALABAMA (W, 6-4)	S	-	2.0	1	0	0	2	2	2.35	21	
5/17	at Samford (W, 8-4)	-	-	1.0	1	0	0	1	2	2.25	21	
5/20	at Kentucky (W, 6-3)	-	-	1.0	1	1	1	0	1	2.52	14	
5/21	at Kentucky (L, 3-6)	-	-	2.0	2	1	1	0	2	2.67	28	
5/25	vs. Kentucky (L, 1-3)	-	-	1.0	0	0	0	0	3	2.57	20	
6/12	at #3 Oregon State (L, 3-4)	-	-	0.2	1	1	1	1	0	2.83	11	

JOHN ARMSTRONG'S CAREER APPEARANCES

2022 - FRESHMAN YEAR												
Date	Opp (Res.)	DEC	QS	IP	H	R	ER	BB	SO	HR	ERA	NP
2/18	vs. Oklahoma (L, 0-3)	-	-	1.0	0	0	0	0	1	0	0.00	8
2/19	vs. #12 Texas Tech (W, 2-1)	-	-	0.2	0	0	0	1	0	0.00	13	
2/25	YALE (W, 9-0)	-	-	0.2	0	0	0	0	2	0	0.00	9
2/26	YALE-G2 (L, 4-5 [10])	-	-	0.2	1	0	0	0	1	0	0.00	12
3/1	ALABAMA STATE (W, 13-7)	-	-	0.2	1	0	0	2	0	0.00	16	
3/9	vs. Tennessee Tech (W, 4-3)	-	-	0.1	1	0	0	0	1	0	0.00	5
3/11	MIDDLE TENNESSEE (L, 8-10)	-	-	0.1	0	3	0	2	1	0	0.00	18
3/17	#1 OLE MISS (L, 6-13)	-	-	0.0	2	3	2	2	0	4.15	19	
3/22	vs. South Alabama (W, 13-12)	-	-	0.1	0	0	0	0	0	3.86	4	
3/29	JAX STATE (L, 2-5)	-	-	1.1	1	0	0	1	0	3.00	26	
5/8	#3 ARKANSAS (L, 4-7)	-	-	2.2	0	0	0	1	4	2.08	40	
5/13	ALABAMA (W, 3-2)	W	-	2.2	1	0	0	0	3	1.59	29	
5/17	at Samford (W, 8-4)	-	-	2.1	1	0	0	0	3	1.32	29	
5/20	at Kentucky (L, 1-5)	-	-	0.2	1	0	0	2	0	1.26	10	
5/21	at Kentucky (L, 3-6)	-	-	0.0	3	2	2	1	0	2.51	11	
6/4	FLORIDA STATE (W, 21-7)	-	-	2.0	3	1	1	1	0	2.76	24	
6/11	at #3 Oregon State (W, 7-5)	-	-	1.0	0	0	0	1	0	2.60	15	
6/12	at #3 Oregon State (L, 3-4)	-	-	0.2	2	0	0	0	0	2.50	9	

MASON BARNETT'S CAREER APPEARANCES

2020 - FRESHMAN YEAR												
Date	Opp (Res.)	DEC	QS	IP	H	R	ER	BB	SO	HR	ERA	NP
2/15	ILLINOIS-CHICAGO (W, 7-3)	-	-	1.0	4	3	3	1	2	0	27.00	32
2/19	OAKLAND (W, 17-1)	-	-	1.0	0	0	0	0	2	0	13.50	10
2/25	ALABAMA A&M (W, 10-0)	-	-	1.0	0	0	0	1	2	0	9.00	17
3/1	WRIGHT STATE (W, 6-0)	-	-	1.0	0	0	0	1	2	0	6.75	21
3/8	CHICAGO STATE (W, 9-0)	-	-	1.0	1	0	0	0	3	0	5.40	19
3/10	GEORGIA TECH (L, 2-6)	-	-	2.2	0	1	0	0	5	0	3.52	35

2021 - SOPHOMORE YEAR

Date	Opp (Res.)	DEC	QS	IP	H	R	ER	BB	SO	HR	ERA	NP
2/21	*PRESBYTERIAN (W, 2-1 [10])	-	-	4.0	3	0	0	2	4	0	0.00	65
2/26	vs. #25 Oklahoma (L, 3-4 [10])	-	-	1.1	2	1	1	3	1	0	1.69	42
3/6	*#18 BOSTON COLLEGE (W, 16-1)	W	-	5.1	2	1	0	2	3	0	0.84	75
3/13	*LITTLE ROCK (W, 6-0)	W	X	7.0	2	0	0	1	9	0	0.51	91
3/20	*at #4 Ole Miss (L, 5-6)	L	-	3.0	5	6	4	2	4	0	2.18	72
3/27	*KENTUCKY (L, 6-7)	-	-	5.1	6	5	5	0	8	2	3.46	84
4/1	at #1 Arkansas (W, 2-1)	S	-	1.0	0	0	0	1	0	0	3.33	15
4/3	at #1 Arkansas (L, 5-6 [10])	-	-	1.2	2	1	1	5	0	0	3.45	45
4/11	#4 MISSISSIPPI STATE (L, 10-19)	-	-	2.0	4	2	2	0	1	0	3.82	33
4/17	at Alabama (L, 9-10)	L	-	1.1	4	2	2	2	1	0	4.22	34
4/21	*JAX STATE (W, 8-7 [10])	-	-	1.0	0	0	0	0	1	0	4.09	14
4/25	#10 FLORIDA (L, 4-6)	L	-	3.0	2	1	0	0	4	0	3.75	42
4/29	at #20 Georgia (L, 0-4)	-	-	1.0	2	2	2	1	2	1	4.14	24
5/6	LSU (L, 3-8)	-	-	1.0	2	1	1	0	2	0	4.26	18
5/15	TEXAS A&M (L, 9-11)	-	-	2.0	1	3	3	1	3	0	4.72	36
5/22	at Missouri (L, 6-7)	L	-	0.0	2	3	3	1	0	0	5.40	14

2022 - JUNIOR YEAR

Date	Opp (Res.)	DEC	QS	IP	H	R	ER	BB	SO	HR	ERA	NP
2/20	vs. Kansas State (W, 12-1)	-	-	1.0	0	0	0	1	0	0	0.00	13
2/23	TROY (W, 13-1)	-	-	1.0	0	0	0	0	0	0	0.00	6
2/26	YALE-G1 (W, 4-3)	-	-	1.0	1	0	0	1	0	0	0.00	20
3/2	*UAB (W, 16-1)	W	-	5.0	2	1	1	0	8	0	1.12	66
3/9	*vs. Tennessee Tech (W, 4-3)	-	-	4.2	6	3	2	2	5	0	2.13	88
3/17	*#1 OLE MISS (L, 6-13)	L	-	3.0	6	5	5	2	6	2	4.60	64
3/22	*vs. South Alabama (W, 13-12)	-	-	1.0	4	3	3	1	1	0	5.94	39
3/27	at Texas A&M (W, 13-9)	-	-	4.0	2	2	2	2	4	1	5.66	64
4/1	at #12 LSU (L, 2-9)	-	-	1.0	3	1	1	1	2	0	5.82	28
4/5	*at UAB (W, 6-4)	-	-	4.0	3	1	1	3	5	0	5.26	76
4/12	*SAMFORD (W, 4-1)	W	-	5.0	3	1	1	2	6	0	4.70	77
4/19	*ALABAMA STATE (W, 6-5 [10])	-	-	5.0	3	1	1	0	8	0	4.29	68
4/26	*at Jax State (W, 8-4)	-	-	3.0	4	1	1	2	5	1	4.19	64
5/6	*#3 ARKANSAS (L, 8-11)	-	-	4.0	5	2	2	2	5	0	4.22	73
5/13	*ALABAMA (W, 3-2)	-	-	5.1	5	2	2	3	4	1	4.12	82
5/20	*at Kentucky (L, 1-5)	L	-	3.1	5	4	4	2	5	0	4.56	71
6/5	*UCLA (W, 11-4)	W	-	5.1	1	0	0	3	10	0	4.13	88

TRACE BRIGHT'S CAREER APPEARANCES

2020 - FRESHMAN YEAR												
Date	Opp (Res.)	DEC	QS	IP	H	R	ER	BB	SO	HR	ERA	NP
2/19	*OAKLAND (W, 17-1)	W	-	3.0	2	1	1	1	6	1	3.00	59
2/26	*ALABAMA A&M (W, 12-6)	-	-	4.2	3	4	4	3	6	0	5.87	80
3/11	*WOFFORD (L, 3-4)	L	-	2.0	5	4	4	3	0	0	8.38	50

2021 - SOPHOMORE YEAR

Date	Opp (Res.)	DEC	QS	IP	H	R	ER	BB	SO	HR	ERA	NP
2/19	PRESBYTERIAN (W, 14-3)	-	-	1.0	2	0	0	0	2	0	0.00	28
2/23	*ALABAMA A&M (W, 18-2 [7])	W	-	4.0	2	2	1	0	7	0	1.80	55
2/28	*vs. Texas A&M (W, 6-1)	W	X	6.0	3	0	0	2	1	0	0.82	86
3/7	*#18 BOSTON COLLEGE (L, 9-11 [10])	-	-	5.0	3	1	1	1	3	0	1.12	69
3/14	*LITTLE ROCK (L, 6-12)	L	-	4.1	5	6	6	0	5	2	3.54	74
3/21	*at #4 Ole Miss (L, 11-19)	L	-	1.1	4	7	7	3	2	0	6.23	53
3/26	KENTUCKY (L, 6-8 [10])	-	-	3.0	5	4	4	2	2	2	6.93	58
4/2	at #1 Arkansas (L, 5-6)	-	-	1.0	3	3	3	0	2	0	7.71	24
4/3	at #1 Arkansas (L, 5-6 [10])	L	-	0.2	2	1	1	1	0	0	7.86	11
4/10	#4 MISSISSIPPI STATE (L, 2-7)	-	-	3.1	1	1	1	1	3	1	7.28	38
4/13	*at #20 Georgia Tech (W, 7-3)	W	-	4.0	3	2	2	1	1	1	6.95	39
4/17	at Alabama (L, 9-10)	-	-	1.2	2	2	2	1	3	1	7.13	38
4/20	*SAMFORD (W, 6-4)	-	-	1.0	1	2	2	1	2	1	7.43	19
4/23	*#10 FLORIDA (L, 2-4)	L	-	1.1	1	2	2	2	2	0	7.65	32
5/1	*at #20 Georgia (W, 9-7)	W	-	2.0	2	2	2	2	2	0	7.71	42
5/7	*LSU (L, 6-9)	-	-	1.1	2	1	0	0	0	0	7.68	20
5/12	at Samford (L, 1-6)	-	-	0.2	1	2	2	1	1	1	7.99	22
5/16	*TEXAS A&M (W, 5-4)	-	-	4.0	6	3	1	0	3	1	7.49	74
5/22	*at Missouri (L, 6-7)	-	-	3.1	5	0	0	0	2	0	6.98	40

2022 - JUNIOR YEAR

Date	Opp (Res.)	DEC	QS	IP	H	R	ER	BB	SO	HR	ERA	NP
2/20	*vs. Kansas State (W, 12-1)	W	-	5.0	2	1	0	2	5	0	0.00	75
2/26	*YALE-G2 (L, 4-5 [10])	-	X	6.0	3	0	0	3	6	0	0.00	83
3/5	*RHODE ISLAND-G2 (W, 12-0)	W	X	6.0	1	0	0	0	8	0	0.00	78
3/13	*MIDDLE TENNESSEE-G2 (L, 3-4)	-	X	6.0	6	3	3	3	4	0	1.17	91
3/19	*#1 OLE MISS (L, 2-15)	L	-	4.1	5	6	3	2	5	0	1.98	82
3/26	*at Texas A&M (L, 4-5 [11])	-	-	5.0	6	2	2	2				

4/23	SOUTH CAROLINA (W, 8-6)	S	-	1.0	0	0	0	0	2	0	2.97	12
4/24	SOUTH CAROLINA (W, 2-0)	S	-	1.0	1	0	0	0	1	0	2.87	11
4/29	at #1 Tennessee (L, 4-17)	-	-	0.0	2	2	2	0	0	1	3.45	12
5/10	at Troy (W, 11-4)	-	-	1.1	0	0	0	0	2	0	3.31	17
5/13	ALABAMA (W, 3-2)	S	-	1.0	1	0	0	0	2	0	3.21	18
5/17	at Samford (W, 8-4)	-	-	1.0	2	2	2	0	2	1	3.63	19
5/20	at Kentucky (W, 6-3)	S	-	2.0	1	0	0	0	1	0	3.44	28
5/25	vs. Kentucky (L, 1-3)	L	-	1.2	4	2	2	0	1	2	3.76	26
6/5	UCLA (W, 11-4)	-	-	2.0	5	2	2	0	3	1	4.02	48
6/11	at #3 Oregon State (W, 7-5)	S	-	1.0	2	1	1	0	2	0	4.14	26
6/13	at #3 Oregon State (W, 4-3)	S	-	2.2	0	0	0	0	5	0	3.89	33

KONNER COPELAND'S CAREER APPEARANCES

2021 - FRESHMAN YEAR AT PENSACOLA STATE												
Date	Opp (Res.)	DEC	QS	IP	H	R	ER	BB	SO	HR	ERA	NP
1/22	vs. Seminole State (L, 6-7)	-	-	3.0	2	0	0	0	1	2	0.00	--
1/30	vs. Coastal Alabama - Br (W, 4-0)	S	-	1.0	0	0	0	0	0	0	0.00	--
2/8	LURLEEN B. WALLACE (L, 2-3)	-	-	2.0	0	0	0	2	5	0	0.00	--
2/21	at Delgado (L, 1-2)	-	-	4.2	1	0	0	1	8	0	0.00	--
2/27	*COASTAL ALABAMA - BM (W, 11-0)	W	X	6.0	2	0	0	2	7	0	0.00	--
3/6	*DELGADO (W, 2-1)	W	X	6.0	4	1	1	1	8	1	0.40	--
3/20	*at Chipola (W, 15-5)	W	X	3.1	11	4	3	0	6	0	1.38	--
4/3	*TALLAHASSEE (W, 9-0)	W	X	7.0	1	0	0	1	8	0	1.09	--
4/11	*GULF COAST STATE (W, 5-3)	W	X	6.0	4	3	2	2	9	0	1.38	--
4/23	*at Gulf Coast State (W, 10-2)	W	X	6.0	9	2	1	2	9	0	1.40	--
4/30	*at NW Florida State (W, 4-0)	W	X	7.0	3	0	0	2	12	0	1.21	--
5/6	*vs. Miami Dade (L, 5-9)	L	-	5.0	6	4	4	2	7	0	1.74	--

2022 - SOPHOMORE YEAR												
Date	Opp (Res.)	DEC	QS	IP	H	R	ER	BB	SO	HR	ERA	NP
3/1	*ALABAMA STATE (W, 13-7)	-	-	2.1	5	1	0	2	1	0	0.00	52
4/1	at #12 LSU (L, 2-9)	-	-	0.1	0	0	0	0	0	0	0.00	1
4/15	at Mississippi State (L, 5-9)	-	-	0.1	0	0	0	0	1	0	0.00	3
4/20	* KENNESAW STATE (W, 14-1)	W	-	4.0	2	0	0	1	8	0	0.00	68
4/26	at Jax State (W, 8-4)	W	-	1.1	3	2	2	1	1	0	2.16	25
4/30	at #1 Tennessee (W, 8-6)	W	-	2.0	3	1	1	0	2	1	2.61	41
5/6	#3 ARKANSAS (L, 8-11)	-	-	1.1	2	4	4	2	1	2	5.40	32
5/10	at Troy (W, 11-4)	-	-	0.2	1	0	0	0	1	0	5.11	12
6/3	SOUTHEASTERN (W, 19-7)	-	-	2.2	4	3	0	2	4	0	4.20	56

BROOKS FULLER'S CAREER APPEARANCES

2019 - FRESHMAN YEAR												
Date	Opp (Res.)	DEC	QS	IP	H	R	ER	BB	SO	HR	ERA	NP
2/16	GEORGIA SOUTHERN (L, 5-7)	-	-	1.0	1	1	1	1	0	1	9.00	21
2/20	*ALABAMA A&M (W, 10-2)	-	-	3.0	2	2	0	2	3	0	2.25	46
3/2	CINCINNATI (W, 9-5)	-	-	1.2	0	0	0	0	1	0	1.59	14
3/5	UT MARTIN (W, 15-9)	-	-	2.2	2	3	0	3	0	0	1.08	42
3/9	UTSA (W, 8-3)	-	-	1.0	0	0	0	1	0	0	0.96	17
3/16	#21 TENNESSEE (W, 5-2)	W	-	3.2	2	1	1	2	3	0	1.38	63
3/23	at #4 Mississippi State (L, 2-15)	-	-	3.2	4	1	1	3	3	0	1.62	67
3/30	*at South Carolina (L, 0-4)	L	-	5.0	3	2	2	4	4	1	2.08	88
4/5	*#9 ARKANSAS (L, 6-9)	-	-	3.1	3	3	2	4	4	0	2.52	76
4/9	JACKSONVILLE STATE (L, 6-11)	-	-	0.0	0	1	1	2	0	0	2.88	15
4/13	*at #12 Texas A&M (W, 7-0)	W	X	6.0	4	0	0	3	4	0	2.32	93
4/20	*#17 OLE MISS (W, 6-5)	W	-	4.2	5	3	3	2	6	2	2.78	79
4/26	*at #4 Vanderbilt (L, 5-9)	L	-	1.2	4	4	2	2	1	1	3.13	37
5/4	*ALABAMA (L, 6-7)	-	-	3.0	3	2	2	2	3	0	3.35	61
5/11	#7 GEORGIA (L, 8-10)	-	-	0.2	0	0	0	0	1	0	3.29	4
5/14	*NORTH ALABAMA (W, 8-7)	-	-	1.1	3	4	4	3	1	0	4.04	36
5/17	at #20 LSU (L, 1-5)	-	-	1.0	1	1	1	1	1	0	4.15	16
5/18	at #20 LSU (W, 5-4)	-	-	0.1	0	0	0	0	0	0	4.12	3
5/22	vs. #2 Vanderbilt (L, 1-11)	-	-	0.1	2	2	2	0	1	0	4.50	17
5/23	vs. #17 LSU (L, 3-4)	-	-	0.0	0	0	0	0	0	0	4.50	2

2020 - SOPHOMORE YEAR												
Date	Opp (Res.)	DEC	QS	IP	H	R	ER	BBSO	HR	ERA	NP	
2/16	ILLINOIS-CHICAGO (W, 14-0)	-	-	2.0	2	0	0	0	3	0	0.00	34
2/25	*ALABAMA A&M (W, 10-0)	W	-	4.0	5	0	0	0	3	0	0.00	60
3/10	*GEORGIA TECH (L, 2-6)	L	-	2.0	4	3	2	1	1	0	2.25	42

2021 - JUNIOR YEAR												
Date	Opp (Res.)	DEC	QS	IP	H	R	ER	BB	SO	HR	ERA	NP
2/19	PRESBYTERIAN (W, 14-3)	-	-	1.0	2	0	0	0	1	0	0.00	15
2/21	PRESBYTERIAN (W, 2-1 [10])	-	-	2.1	2	1	1	1	3	0	2.70	38
2/27	vs. Baylor (L, 6-12)	-	-	1.2	5	5	3	2	0	10.80	58	
3/5	#18 BOSTON COLLEGE (L, 2-8)	-	-	1.2	1	3	2	1	3	1	10.80	34
3/9	at UAB (W, 6-5)	-	-	0.0	1	3	3	2	0	0	14.85	17
3/14	LITTLE ROCK (L, 6-12)	-	-	0.2	2	0	0	0	0	0	13.50	9
3/20	at #4 Ole Miss (L, 5-6)	-	-	2.1	3	0	0	3	3	0	10.24	47
3/27	KENTUCKY (L, 4-6)	-	-	2.1	1	0	0	1	2	0	8.25	36
4/2	at #1 Arkansas (L, 5-6)	-	-	0.0	0	0	0	1	0	0	8.25	5
4/11	#4 MISSISSIPPI STATE (L, 10-19)	-	-	1.0	2	3	3	0	1	1	9.69	18
4/21	JAX STATE (W, 8-7 [10])	-	-	1.0	1	1	1	1	1	0	9.64	22
5/7	LSU (L, 6-9)	-	-	0.1	0	0	0	0	0	0	9.42	4
5/12	at Samford (L, 1-6)	-	-	1.0	1	0	0	0	2	0	8.80	16
5/15	TEXAS A&M (L, 9-11)	-	-	0.0	0	0	0	1	0	0	8.80	6
5/18	NORTH ALABAMA (W, 14-6)	-	-	2.0	1	0	0	1	1	0	7.79	22
5/20	at Missouri (W, 15-6)	-	-	0.2	2	2	2	2	1	0	8.50	30

2022 - SENIOR YEAR												
Date	Opp (Res.)	DEC	QS	IP	H	R	ER	BB	SO	HR	ERA	NP
2/23	TROY (W, 13-1)	-	-	1.0	1	0	0	1	2	0	0.00	26
3/1	ALABAMA STATE (W, 13-7)	-	-	0.1	3	4	4	2	0	0	27.00	27
3/22	vs. South Alabama (W, 13-12)	-	-	0.0	2	2	2	1	0	0	40.50	13
4/20	KENNESAW STATE (W, 14-1)	-	-	1.0	0	0	0	1	1	0	23.14	7
5/8	#3 ARKANSAS (L, 4-7)	-	-	1.0	2	0	0	1	2	0	16.20	24
5/10	at Troy (W, 11-4)	-	-	1.1	0	0	0	1	1	0	11.57	20
5/21	at Kentucky (L, 3-6)	-	-	0.1	0	0	0	0	1	0	10.80	5
6/3	SOUTHEASTERN (W, 19-7)	-	-	1.1	0	0	0	1	0	0	8.53	16

JOSEPH GONZALEZ'S CAREER APPEARANCES

2021 - FRESHMAN YEAR												
Date	Opp (Res.)	DEC	QS	IP	H	R	ER	BB	SO	HR	ERA	NP
2/20	PRESBYTERIAN (W, 6-1)	-	-	1.0	2	0	0	0	1	0	0.00	12
2/24	ALABAMA A&M (W, 33-0)	-	-	1.0	0	0	0	0	2	0	0.00	11
2/26	vs. #25 Oklahoma (L, 3-4 [10])	-	-	1.1	4	1	1	0	0	0	2.70	25
3/9	*at UAB (W, 6-5)	-	-	5.0	1	1	1	0	7	0	2.16	60
3/14	LITTLE ROCK (L, 6-12)	-	-	0.2	2	1	1	0	0	0	3.00	12
3/16	at Lipscomb (W, 9-7)	-	-	1.1	1	0	0	0	1	0	2.61	17
3/19	at #4 Ole Miss (L, 0-1)	L	-	1.0	1	1	1	0	0	1	3.18	16
3/27	*KENTUCKY (L, 4-6)	L	-	4.0	8	5	5	2	4	0	5.28	71
4/3	*at #1 Arkansas (L, 5-6 [10])	-	-	5.0	2	2	2	5	1	0	4.87	86
4/11	*#4 MISSISSIPPI STATE (L, 10-19)	L	-	0.2	7	9	9	1	9	0	8.57	44
4/17	*at Alabama (L, 9-10)	-	-	1.1	4	3	3	0	0	0	9.27	29
4/21	JAX STATE (W, 8-7 [10])	-	-	3.1	3	0	0	0	3	0	8.06	55
4/25	#10 FLORIDA (W, 10-8 [7])	W	-	2.2	3	2	2	1	0	0	7.94	43
4/30	at #20 Georgia (W, 10-6 [14])	-	-	1.0	2	0	0	0	0	0	7.67	16
5/1	at #20 Georgia (W, 9-7)	-	-	2.2	3	2	2	0	3	1	7.59	29
5/7	LSU (L, 6-9)	-	-	3.1	3	1	1	0	4	0	7.13	51
5/12	at Samford (L, 1-6)	-	-	1.0	0	0	0	1	1	0	6.94	12
5/14	TEXAS A&M (W, 5-4)	-	-	1.0	0	0	0	0	0	0	6.75	9
5/16	TEXAS A&M (W, 8-5)	W	-	3.2	3	2	1	0	3	0	6.37	40
5/22	at Missouri (L, 6-7)	-	-	1.0	2	0	0	0	0	0	6.21	14
5/25	vs. #11 Ole Miss (L, 4-7)	-	-	0.1	0	0	0	0	0	0	6.17	3

2022 - SOPHOMORE YEAR												
Date	Opp (Res.)	DEC	QS	IP	H	R	ER	BB	SO	HR	ERA	NP
2/19	*vs. #12 Texas Tech (W, 2-1)	W	-	5.0	3	0	0	3	5	0	0.00	81
2/26	*YALE (W, 4-3)	-	-	3.0	7	3	3	0	2	0	3.38	47
3/5	*RHODE ISLAND-G1 (W, 16-0)	W	X	6.2	5	0	0	1	8	0	1.84	89
3/13	*MIDDLE TENNESSEE-G1 (W, 10-7)	-	-	1.0	0	0	0	1	0	0	1.72	12
3/29	JAX STATE (L, 2-5)	-	-	1.2	0	0	0	0	0	0	1.56	13
4/2	*at #12 LSU (W, 6-4)	W	X	6.0	9	3	3	2	1	0	2.31	92
4/10	*#12 VANDERBILT (W, 8-2)	W	X	9.0	8	2	1	0	8	0	1.95	104
4/16	*at Mississippi State (W, 3-2)	W	X	8.0	7	2	2	0	6	2	2.01	110
4/24	*SOUTH CAROLINA (W, 2-0)	W	X	7.0	7	0	0	0	4			

**2022 AUBURN BASEBALL GAME NOTES****TOMMY SHEEHAN'S CAREER APPEARANCES**2018 - FRESHMAN YEAR AT NOTRE DAME

Date	Opp (Res.)	DEC	QS	IP	H	R	ER	BB	SO	HR	ERA	NP
2/17	*at LSU (W, 10-5)	W	-	5.0	6	4	4	3	2	1	7.20	75
2/24	*vs. Purdue (W, 4-2)	W	-	5.0	4	2	2	6	2	0	5.40	83
3/3	*vs. Seton Hall (W, 9-8)	-	-	1.1	1	4	3	4	2	0	7.15	40
3/10	*at Miami (L, 0-9)	L	X	6.0	4	2	2	2	2	1	5.71	81
3/17	*at Florida State (L, 4-6)	-	-	4.1	2	2	1	5	1	0	4.98	85
3/24	*WAKE FOREST (W, 7-6)	-	-	4.0	5	4	4	4	2	1	5.61	73
3/31	*at Duke (L, 3-6)	L	-	6.0	5	4	3	3	0	0	5.40	93
4/8	*CLEMSON (L, 3-6)	L	-	6.0	6	6	6	3	3	3	5.97	105
4/14	*at NC State (L, 2-12)	L	-	4.2	8	6	6	2	1	0	6.59	95
4/25	*VALPARAISO (W, 6-5)	W	X	6.0	4	1	1	3	4	1	5.96	95
5/1	*WESTERN MICHIGAN (W, 14-4)	-	-	4.0	4	1	1	1	2	0	5.68	63
5/6	*PITTSBURGH (L, 7-8)	-	-	4.0	6	4	4	2	3	0	5.91	77
5/15	*at Northwestern (W, 19-10)	-	-	4.0	3	0	0	0	3	0	5.52	48
5/19	*at Louisville (L, 7-10)	-	-	2.1	4	3	3	3	0	0	5.74	58

2019 - SOPHOMORE YEAR AT NOTRE DAME

Date	Opp (Res.)	DEC	QS	IP	H	R	ER	BB	SO	HR	ERA	NP
2/15	*at Arizona State (L, 1-10)	L	-	2.2	4	5	1	3	3	0	3.38	74
2/21	*vs. Eastern Michigan (W, 11-3)	W	X	7.0	6	2	2	1	8	0	2.79	107
3/1	*vs. Charleston Southern (W, 7-4)	W	-	8.0	5	4	4	1	6	0	3.57	103
3/9	*at Wake Forest (W, 7-4)	-	-	5.2	8	4	3	2	4	3	3.86	101
3/15	*at Clemson (W, 9-2)	W	X	9.0	7	2	2	3	4	0	3.34	-
3/23	*FLORIDA STATE (L, 1-7)	L	-	6.0	7	5	5	2	4	1	3.99	105
3/29	*at Georgia Tech (W, 9-6)	W	-	5.0	9	6	5	0	6	2	4.57	99
4/5	*VIRGINIA (W, 5-2)	W	X	9.0	9	2	1	1	2	0	3.96	100
4/13	*NORTH CAROLINA (L, 6-13)	L	-	6.0	13	11	8	2	3	5	4.78	112
4/20	*at Pittsburgh (L, 2-4)	L	X	7.0	5	3	2	0	3	0	4.55	90
4/26	*NC STATE (W, 5-4)	-	-	6.0	7	4	3	1	3	2	4.54	100
5/3	*LOUISVILLE (L, 0-2)	L	-	5.1	4	2	2	3	4	0	4.46	107
5/11	*CANISIUS (W, 5-4)	-	X	7.2	4	2	0	1	2	0	4.06	100
5/17	*at Boston College (L, 8-9)	-	-	5.0	9	5	5	0	4	0	4.33	97
5/22	*vs. Georgia Tech (L, 6-12)	L	-	3.0	3	5	4	3	6	0	4.58	85

2020 - JUNIOR YEAR AT NOTRE DAME

Date	Opp (Res.)	DEC	QS	IP	H	R	ER	BB	SO	HR	ERA	NP
2/14	*at UAB (W, 4-2)	W	X	7.0	1	0	0	1	9	0	0.00	89
2/21	*vs. Incarnate Word (W, 12-1)	W	X	6.0	5	1	1	0	5	0	0.69	100
2/28	*at Presbyterian (W, 13-5)	W	-	6.1	7	4	4	1	6	0	2.33	84
3/6	*at North Carolina (W, 8-5)	-	-	4.0	5	2	2	3	2	0	2.70	75

2021 - SENIOR YEAR AT NOTRE DAME

Date	Opp (Res.)	DEC	QS	IP	H	R	ER	BB	SO	HR	ERA	NP
2/27	*at Wake Forest (L, 8-10)	-	-	4.0	4	1	1	3	7	0	2.25	88
3/5	*at Clemson (L, 7-13)	L	-	4.0	6	5	5	2	3	1	6.75	-

2022 - FIFTH YEAR

Date	Opp (Res.)	DEC	QS	IP	H	R	ER	BB	SO	HR	ERA	NP
2/18	*vs. Oklahoma (L, 0-3)	-	-	1.0	1	0	0	1	1	0	0.00	33
2/23	*TROY (W, 13-1)	-	-	3.0	1	1	1	3	1	0	2.25	43
3/6	RHODE ISLAND (W, 14-1)	S	-	3.0	0	0	0	1	5	0	1.29	47
3/13	MIDDLE TENNESSEE-G1 (W, 10-7)	W	-	3.2	4	2	2	2	1	1	2.53	52
3/19	*#1 OLE MISS (L, 2-15)	-	-	2.2	5	3	3	0	3	0	4.05	40
3/27	*at Texas A&M (W, 13-9)	-	-	1.0	3	5	5	4	0	0	6.91	38
4/9	*#12 VANDERBILT (L, 4-19)	-	-	1.1	2	2	2	2	1	0	7.47	28
4/20	KENNESAW STATE (W, 14-1)	-	-	2.0	0	0	0	0	3	0	6.62	22
4/23	SOUTH CAROLINA (W, 8-6)	-	-	1.0	2	3	2	1	2	0	7.23	24
4/29	*at #1 Tennessee (L, 4-17)	-	-	2.1	0	0	0	2	0	0	6.43	35
5/6	*#3 ARKANSAS (L, 8-11)	-	-	1.0	1	0	0	0	0	0	6.14	19
5/8	*#3 ARKANSAS (L, 4-7)	-	-	0.2	0	1	0	2	1	0	5.96	21
5/14	ALABAMA (W, 6-4)	-	-	4.0	1	0	0	1	4	0	5.06	65
5/20	at Kentucky (L, 1-5)	-	-	2.0	1	1	1	1	1	0	5.02	38
6/11	at #3 Oregon State (W, 7-5)	W	-	3.1	2	0	0	1	3	0	4.50	54

CARSON SKIPPER'S CAREER APPEARANCES2019 - FRESHMAN YEAR

Date	Opp (Res.)	DEC	QS	IP	H	R	ER	BB	SO	HR	ERA	NP
2/15	GEORGIA SOUTHERN (W, 11-2)	W	-	3.0	3	0	0	0	1	1	0.00	48
2/19	*ALABAMA A&M (W, 10-1)	W	-	4.0	2	1	0	0	8	0	0.00	67
2/24	at UCF (W, 13-9)	W	-	2.0	3	3	3	1	1	0	3.00	58
3/2	*CINCINNATI (W, 9-5)	-	-	3.0	5	4	3	0	4	1	4.50	59
3/6	UT MARTIN (W, 2-0)	-	-	2.1	0	0	0	0	5	0	3.77	31
3/9	*UTSA (W, 8-3)	W	-	4.2	5	0	0	0	5	0	2.84	70
3/17	*#21 TENNESSEE (W, 5-3)	-	-	3.0	3	2	1	1	1	0	2.86	46
3/23	*at #4 Mississippi State (L, 2-15)	L	-	0.2	5	5	4	2	1	0	4.37	35
3/24	*at #4 Mississippi State (L, 15-20)	-	-	0.1	2	3	3	1	0	1	5.48	9
3/30	*at South Carolina (W, 7-5)	-	-	1.0	4	3	3	2	1	0	6.38	43
4/5	*#9 ARKANSAS (W, 6-3)	-	-	0.2	1	0	0	0	1	0	6.20	8
4/5	*#9 ARKANSAS (L, 6-9)	L	-	3.0	3	5	5	3	3	2	7.16	78
4/9	JACKSONVILLE STATE (L, 6-11)	-	-	0.0	0	0	0	0	2	0	7.16	10
4/16	*#16 Georgia Tech (L, 6-11)	-	-	2.1	1	1	1	4	3	0	6.82	53
4/23	at Jacksonville State (W, 14-2)	-	-	1.0	0	0	0	1	0	0	6.61	17
4/25	at #4 Vanderbilt (L, 6-12)	-	-	1.1	3	2	2	3	1	0	6.89	43
5/7	*UAB (L, 4-6)	L	-	2.1	5	4	4	0	3	0	7.46	48

2020 - SOPHOMORE YEAR

Date	Opp (Res.)	DEC	QS	IP	H	R	ER	BBSO	HR	ERA	NP	
2/15	ILLINOIS-CHICAGO (W, 7-3)	-	-	1.0	0	0	0	0	2	0	0.00	16
2/19	OAKLAND (W, 17-1)	-	-	2.0	2	0	0	0	2	0	0.00	28
2/22	UCF (L, 3-7)	-	-	1.1	1	0	0	0	2	0	0.00	20
2/25	ALABAMA A&M (W, 10-0)	-	-	1.0	0	0	0	0	2	0	0.00	11
2/28	WRIGHT STATE (W, 7-2)	-	-	1.0	0	0	0	1	1	0	0.00	14
3/8	CHICAGO STATE (W, 9-0)	-	-	1.0	0	0	0	1	2	0	0.00	16
3/10	GEORGIA TECH (L, 2-6)	-	-	1.2	2	1	1	1	1	0	1.00	37

2021 - JUNIOR YEAR

Date	Opp (Res.)	DEC	QS	IP	H	R	ER	BB	SO	HR	ERA	NP
2/20	PRESBYTERIAN (W, 6-1)	-	-	1.0	1	0	0	0	1	0	0.00	9
2/24	ALABAMA A&M (W, 33-0)	-	-	1.0	1	0	0	0	0	0	0.00	8
2/26	vs. #25 Oklahoma (L, 3-4 [10])	-	-	2.0	1	0	0	1	3	0	0.00	39
2/28	vs. Texas A&M (W, 6-1)	-	-	1.0	0	0	0	0	1	0	0.00	15
3/7	#18 BOSTON COLLEGE (L, 9-11 [10])	-	-	0.2	0	0	0	0	1	0	0.00	13
4/1	at #1 Arkansas (W, 2-1)	-	-	1.0	1	0	0	0	0	0	0.00	15
4/3	at #1 Arkansas (L, 5-6 [10])	-	-	2.0	2	2	2	1	2	0	2.08	43
4/9	#4 MISSISSIPPI STATE (L, 5-6)	L	-	2.0	1	1	1	1	2	0	2.53	38
4/15	at Alabama (L, 7-8 [10])	L	-	1.0	3	1	1	1	0	2	3.09	26
4/17	at Alabama (L, 9-10)	-	-	0.2	4	3	3	0	1	2	5.11	18
4/20	SAMFORD (W, 6-4)	-	-	1.0	1	0	0	0	2	0	4.72	18
4/25	#10 FLORIDA (W, 10-8 [7])	-	-	1.2	2	2	0	0	2	0	4.20	41
4/30	at #20 Georgia (W, 10-6 [14])	-	-	3.0	4	1	1	0	0	1	4.00	32
5/6	LSU (L, 3-8)	-	-	0.1	0	3	3	3	1	0	5.40	25
5/8	LSU (W, 2-1)	W	-	2.1	0	0	0	1	4	0	4.79	38
5/14	TEXAS A&M (W, 5-4)	W	-	3.0	2	1	1	0	4	1	4.56	50
5/16	TEXAS A&M (W, 8-5)	S	-	1.1	1	0	0	0	3	0	4.32	17
5/21	at Missouri (W, 3-0)	S	-	1.0	2	0	0	1	1	0	4.15	26
5/25	vs. #11 Ole Miss (L, 4-7)	-	-	3.2	3	2	2	1	6	1	4.25	68

2022 - SENIOR YEAR

Date	Opp (Res.)	DEC	QS	IP	H	R	ER	BB	SO	HR	ERA	NP
2/19	vs. #12 Texas Tech (W, 2-1)	-	-	1.0	0	0	0	1	1	0	0.00	17
2/26	YALE-G1 (W, 4-3)	-	-	3.0	1	0	0	2	4	0	0.00	57
3/4	RHODE ISLAND (W, 7-2)	W	-	4.0	3	0	0	0	4	0	0.00	60
3/11	MIDDLE TENNESSEE (L, 8-10)	-	-	5.2	6	3	2	0	4	1	1.32	71
3/17	#1 OLE MISS (L, 6-13)	-	-	2.2	4	5	1	0	3	1	1.65	51
3/25	at Texas A&M (W, 6-5 [10])	-	-	3.0	4	4	4	2	0	1	3.26	58
3/27	at Texas A&M (W, 13-9)	-	-	2.0	1	0	0	0	3	0	2.95	24
3/31	at LSU (W, 6-5)	W	-	3.1	4	2	2	1	3	1	3.28	49
4/2	at LSU (W, 6-4)	-	-	0.1	1	0	0	0	1	0	3.24	10
4/8	#12 VANDERBILT (W, 5-1)	W	-	2.2	1	1	0	1	2	0	3.25	31
4/14	at Mississippi State (L, 6-7)	-	-	3.0	2	2	2	0	3			

SUPERLATIVES AND MISCELLANEOUS NOTES

STARTS BY POSITION

STARTING PITCHER

Trace Bright	16	9-7
Joseph Gonzalez	14	9-5
Mason Barnett	13	10-3
Hayden Mullins	8	6-2
Jordan Armstrong	6	4-2
Tommy Sheehan	3	2-1
Konner Copeland	2	2-0
Carson Skipper	1	0-1

CATCHER

Nate LaRue	37	23-14
Jake Wyandt	14	12-2
Ryan Dyal	12	7-5

FIRST BASE

Sonny DiChiara	58	39-19
Cam Hill	5	3-2

SECOND BASE

Cole Foster	50	35-15
Garrett Farquhar	12	7-5
Brooks Carlson	1	0-1

THIRD BASE

Blake Rambusch	59	40-19
Garrett Farquhar	4	2-2

SHORTSTOP

Brody Moore	62	41-21
Garrett Farquhar	1	1-0

LEFT FIELD

Mike Bello	21	15-6
Ryan Dyal	11	8-3
Brooks Carlson	9	5-4
Mason Land	9	5-4
Bryson Ware	6	5-1
Brayton Brown	3	2-1
Josh Hall	3	2-1
Bobby Peirce	1	0-1

CENTER FIELD

Kason Howell	63	42-21
--------------	----	-------

RIGHT FIELD

Bobby Peirce	35	23-12
Bryson Ware	17	13-4
Mike Bello	4	2-2
Blake Rambusch	4	2-2
Josh Hall	3	2-1

DESIGNATED HITTER

Brooks Carlson	34	23-11
Cam Hill	21	13-8
Ryan Dyal	4	4-0
Nate LaRue	3	2-1
Sonny DiChiara	1	0-1

2022 AUBURN & OPPONENT HIGHS

TEAM BATTING

	AUBURN	OPPONENT
Runs in a game	21, vs. FSU (6/4)	19, Vandy (4/9)
Runs in an inning	11, vs. SLU [1st] (6/3)	9, Vandy [4th] (4/9)
Most Hits in a game	20, vs. SLU (6/3)	23, Vandy (4/9)
Fewest Hits in a game	3, three times	1, Rhode Island (G2 - 3/5)
Hits in an inning	8, vs. SLU [1st] (6/3)	9, Tennessee [7th] (4/29)
2B in a game	5, two times	10, Vandy (4/9)
3B in a game	2, vs. FSU (6/4)	1, two times
HR in a game	7, vs. SLU (6/3)	6, Tennessee (4/29)
SB in a game	3, at Tennessee (4/30)	6, Yale (G1 - 2/26)
LOB in a game	17, two times	14, two times
K in a game	17, vs. K-State (2/20)	19, Yale (2/25)
BB in a game	17, vs. FSU (6/4)	9, two times

TEAM PITCHING

	AUBURN	OPPONENT
K in a game	19, vs. Yale (2/25)	17, K-State (2/20)
BB in a game	9, two times	12, two times
Pitchers used	9, vs. S. Alabama (3/22)	10, UAB (3/2)
Total Quality Starts	9	4

TEAM FIELDING

	AUBURN	OPPONENT
Errors in a game	5, vs. Ole Miss (3/17)	5, Alabama State (3/1)
DP turned in a game	3, three times	2, six times

IND. BATTING

	AUBURN	OPPONENT
Hits in a game	5, Moore vs. FSU (6/4)	5, Bulger [Vandy] (4/9)
Runs in a game	5, DiChiara vs. FSU (6/4)	4, two times
2B in a game	3, Howell vs. FSU (6/4)	3, Keegan [Vandy] (4/9)
3B in a game	1, 10 times	1, two times
HR in a game	3, Foster vs. SLU (6/3)	2, five times
RBI in a game	9, Foster vs. SLU (6/3)	6, Russell [UT] (4/29)
XBH in a game	4, Foster vs. SLU (6/3)	3, four times
SB in a game	2, Rambusch, three times	3, Swank [Yale] (G1 - 2/26)
BB in a game	4, two times	4, two times
HBP in a game	2, four times	2, three times
K in a game	4, four times	4, six times
Hitting Streak	17, Rambusch (3/5-4/1)	3, 29 times
Consec. G w/HR	4, DiChiara (5/21-6/4)	2, three times

IND. PITCHING

	AUBURN	OPPONENT
K by a starter	11, Armstrong vs. Yale (2/25)	12, Johnson [MSU] (4/15)
K by a reliever	6, two times	6, three times
BB by a starter	6, Mullins vs. Vandy (4/8)	5, two times
BB by a reliever	4, two times	6, Capell [Yale] (G2 - 2/26)
IP by a starter	9.0, Gonzalez vs. Vandy (4/10)	7.2, DeLucia [OM] (6/18)
IP by a reliever	5.2, Skipper vs. MTSU (3/11)	5.0, Gilreath [USC] (4/22)

MISCELLANEOUS

	AUBURN
Biggest comeback win	6, vs. S. Alabama (3/22)
Biggest blown lead loss	5, vs. Arkansas (5/6)
Largest margin of victory	16, vs. Rhode Island (G1 - 3/5)
Largest margin of defeat	15, vs. Vandy (4/9)
Longest game, Time	4:09, vs. S. Alabama (3/22)
Longest game, Time (9 inn)	4:09, vs. S. Alabama (3/22)
Shortest game, Time (9 inn)	2:16, at Tennessee (5/1)
Longest game, Innings	11, at Texas A&M (3/26)
Largest crowd, Home	4,096, 10 times
Largest crowd, Road	12,346, at MSU (4/15)
Largest crowd, Neutral	25,217, vs. Ole Miss (6/18)

STARTS BY ORDER

LEADOFF

Blake Rambusch	60	40-20
Brody Moore	3	2-1

2ND SPOT

Kason Howell	44	29-15
Cole Foster	7	5-2
Sonny DiChiara	6	3-3
Brody Moore	6	5-1

3RD SPOT

Sonny DiChiara	51	36-15
Ryan Dyal	4	1-3
Bobby Peirce	3	1-2
Blake Rambusch	3	2-1
Cam Hill	2	2-0

CLEANUP

Brooks Carlson	23	16-7
Bobby Peirce	18	11-7
Ryan Dyal	9	7-2
Cam Hill	8	6-2
Brody Moore	3	2-1
Sonny DiChiara	2	0-2

5TH SPOT

Brody Moore	20	12-8
Brooks Carlson	14	9-5
Cam Hill	9	5-4
Bryson Ware	8	5-3
Nate LaRue	4	3-1
Cole Foster	3	3-0
Ryan Dyal	2	2-0
Kason Howell	2	2-0
Bobby Peirce	1	1-0

6TH SPOT

Brody Moore	18	13-5
Kason Howell	8	4-4
Bryson Ware	7	5-2
Brooks Carlson	6	3-3
Cole Foster	6	5-1
Bobby Peirce	6	4-2
Mike Bello	5	3-2
Ryan Dyal	4	3-1
Cam Hill	2	1-1
Garrett Farquhar	1	1-0

7TH SPOT

Brody Moore	12	7-5
Cole Foster	8	5-3
Kason Howell	8	6-2
Nate LaRue	6	4-2
Mason Land	6	4-2
Bobby Peirce	5	4-1
Bryson Ware	5	5-0
Cam Hill	4	2-2
Ryan Dyal	3	3-0
Garrett Farquhar	3	1-2
Mike Bello	1	1-0
Brayton Brown	1	0-1
Brooks Carlson	1	0-1

8TH SPOT

Nate LaRue	28	16-12
Cole Foster	15	10-5
Ryan Dyal	4	2-2
Garrett Farquhar	4	3-1
Mike Bello	3	3-0
Bryson Ware	3	3-0
Brayton Brown	2	2-0
Cam Hill	1	0-1
Kason Howell	1	1-0
Mason Land	1	1-0
Bobby Peirce	1	1-0

9TH SPOT

Mike Bello	16	10-6
Jake Wyandt	14	12-2
Cole Foster	11	7-4
Garrett Farquhar	9	5-4
Josh Hall	6	4-2
Bobby Peirce	2	1-1
Nate LaRue	2	2-0
Mason Land	2	0-2
Ryan Dyal	1	1-0

PITCHING NOTES

2022 BULLPEN BY NUMBERS

Total App.....	213
Saves/Opp.....	19/22
IR/IRS.....	160/59
BA Against.....	.250
ERA.....	4.64

SAVES/OPP

Chase Allsup.....	2/2
Jordan Armstrong.....	1/1
Blake Burkhalter.....	15/16
Parker Carlson.....	0/1
Hayden Mullins.....	0/1
Tommy Sheehan.....	1/1

INHERITED RUNNERS/SCORED

Chase Allsup.....	16/6
John Armstrong.....	31/14
Jordan Armstrong.....	3/3
Mason Barnett.....	3/3
Ben Bosse.....	4/0
Blake Burkhalter.....	18/3
Konner Copeland.....	9/4
Tyler Drabick.....	6/2
Brooks Fuller.....	6/1
Joseph Gonzalez.....	2/1
Cade Granzow.....	6/4
Cam Hill.....	2/1
Chase Isbell.....	6/1
Nate LaRue.....	2/1
Tommy Sheehan.....	10/3
Carson Skipper.....	20/5
Carson Swilling.....	16/7

1ST BATTER FACED/RETIRED

Chase Allsup.....	22/13
John Armstrong.....	18/14
Jordan Armstrong.....	7/5
Mason Barnett.....	5/2
Ben Bosse.....	7/4
Trace Bright.....	1/1
Blake Burkhalter.....	29/21
Parker Carlson.....	5/5
Konner Copeland.....	7/5
Tyler Drabick.....	7/3
Brooks Fuller.....	8/3
Joseph Gonzalez.....	1/1
Cade Granzow.....	6/4
Cam Hill.....	3/1
Chase Isbell.....	12/7
Nate LaRue.....	5/1
Hayden Mullins.....	3/1
Tommy Sheehan.....	11/8
Carson Skipper.....	25/18
Carson Swilling.....	20/13
Garrett Wade.....	4/2

RELIEF ERA

Joseph Gonzalez.....	0.00
Nate LaRue.....	1.69
John Armstrong.....	2.50
Chase Allsup.....	2.83
Tommy Sheehan.....	3.33
Mason Barnett.....	3.38
Trace Bright.....	3.38
Ben Bosse.....	3.86
Blake Burkhalter.....	3.89
Carson Skipper.....	4.70
Cade Granzow.....	4.91
Chase Isbell.....	5.29
Jordan Armstrong.....	5.40
Carson Swilling.....	5.86
Konner Copeland.....	7.27
Hayden Mullins.....	8.31
Brooks Fuller.....	8.53
Parker Carlson.....	8.59
Tyler Drabick.....	9.82
Garrett Wade.....	10.80
Cam Hill.....	18.00

2022 Auburn Baseball
Team Game-by-Game for Auburn (as of Jun 19, 2022)
Pitching (All games)

Date	Opponent	ip	h	r	er	bb	so	2b	3b	hr	wp	bk	hbp	dp	ibb	score	w-l	sv	era
Feb 18	vs Oklahoma	8.0	4	3	3	5	7	1	0	1	1	0	3	2	0	0-3	0-1	0	3.38
Feb 19	vs Texas Tech	9.0	3	1	1	7	8	0	0	0	1	0	1	1	0	2-1	1-1	1	2.12
Feb 20	vs Kansas State	9.0	3	1	0	3	10	0	0	0	0	0	0	1	0	12-1	2-1	1	1.38
Feb 23	TROY	9.0	5	1	1	4	7	0	0	0	1	0	0	0	0	13-1	3-1	1	1.29
Feb 25	YALE	9.0	4	0	0	3	19	0	0	0	2	0	1	1	0	9-0	4-1	1	1.02
Feb 26	YALE	9.0	9	3	3	3	8	2	1	0	1	0	0	0	0	4-3	5-1	1	1.36
Feb 26	YALE	10.0	8	5	5	9	12	2	0	1	4	0	0	0	0	4-5	5-2	1	1.86
Mar 01	ALABAMA STATE	9.0	13	7	6	8	12	3	0	0	3	0	1	1	0	13-7	6-2	1	2.38
Mar 02	UAB	9.0	3	1	1	2	11	1	0	0	0	0	1	1	0	16-1	7-2	1	2.22
Mar 04	RHODE ISLAND	9.0	8	2	2	2	11	2	0	1	0	0	0	0	0	7-2	8-2	2	2.20
Mar 05	RHODE ISLAND	9.0	5	0	0	2	11	0	0	0	0	0	2	1	0	16-0	9-2	2	2.00
Mar 05	RHODE ISLAND	7.0	1	0	0	0	10	0	0	0	1	0	0	0	1	12-0	10-2	2	1.87
Mar 06	RHODE ISLAND	9.0	3	1	1	4	14	0	0	1	0	1	0	0	0	14-1	11-2	3	1.80
Mar 09	vs Tennessee Tech	9.0	10	3	2	3	14	3	0	0	1	0	1	0	0	4-3	12-2	3	1.81
Mar 11	MIDDLE TENNESS	9.0	10	10	6	3	8	3	0	1	1	0	1	0	0	8-10	12-3	3	2.10
Mar 13	MIDDLE TENNESS	9.0	12	7	6	4	8	2	0	3	1	0	1	2	0	10-7	13-3	4	2.35
Mar 13	MIDDLE TENNESS	8.0	8	4	4	5	4	3	0	0	2	0	0	3	0	3-4	13-4	4	2.46
*Mar 17	OLE MISS	9.0	14	13	6	5	13	3	0	3	4	0	1	1	0	6-13	13-5	4	2.66
*Mar 18	OLE MISS	9.0	6	5	3	8	7	1	0	1	2	0	1	0	0	19-5	14-5	4	2.68
*Mar 19	OLE MISS	9.0	19	15	12	2	12	6	0	3	0	1	1	1	0	2-15	14-6	4	3.15
Mar 22	vs South Alabama	9.0	15	12	11	6	9	5	0	0	3	0	3	1	0	13-12	15-6	4	3.53
*Mar 25	at Texas AM	10.0	11	5	5	2	12	2	0	1	2	0	3	1	0	6-5	16-6	5	3.58
*Mar 26	at Texas AM	10.2	11	5	5	3	14	4	0	1	1	0	0	0	0	4-5	16-7	5	3.61
*Mar 27	at Texas AM	9.0	8	9	8	7	9	1	0	1	1	0	1	2	0	13-9	17-7	5	3.80
Mar 29	JACKSONVILLE ST	9.0	6	5	3	4	6	4	0	2	0	1	0	0	0	2-5	17-8	5	3.77
*Mar 31	at LSU	9.0	9	5	5	3	12	1	0	3	0	2	1	0	0	6-5	18-8	6	3.81
*Apr 01	at LSU	8.0	12	9	9	7	8	3	0	1	3	0	0	2	1	2-9	18-9	6	4.02
*Apr 02	at LSU	9.0	11	4	4	2	5	1	0	1	0	0	2	1	0	6-4	19-9	7	4.02
Apr 05	at UAB	9.0	9	4	4	5	11	0	0	2	0	1	0	0	0	6-4	20-9	8	4.02
*Apr 08	VANDERBILT	9.0	2	1	1	7	15	1	0	0	1	0	1	1	0	5-1	21-9	9	3.92
*Apr 09	VANDERBILT	9.0	23	19	19	6	8	10	0	4	0	0	1	0	1	4-19	21-10	9	4.41
*Apr 10	VANDERBILT	9.0	8	2	1	0	8	2	0	0	1	0	0	1	0	8-2	22-10	9	4.30
Apr 12	SAMFORD	9.0	4	1	1	5	17	0	0	0	2	0	1	1	0	4-1	23-10	10	4.20
*Apr 14	at Mississippi State	8.1	6	7	6	9	9	0	0	2	1	0	0	1	2	6-7	23-11	10	4.26
*Apr 15	at Mississippi State	8.0	14	9	9	5	11	3	0	2	2	0	3	0	0	5-9	23-12	10	4.41
*Apr 16	at Mississippi State	9.0	8	2	2	1	7	1	0	2	0	0	0	0	0	3-2	24-12	11	4.35
Apr 19	ALABAMA STATE	10.0	5	5	3	6	16	1	0	0	2	0	0	1	0	6-5	25-12	11	4.30
Apr 20	KENNESAW STAT	9.0	4	1	0	2	14	0	0	0	0	1	0	0	0	14-1	26-12	11	4.18
*Apr 22	SOUTH CAROLINA	9.0	4	3	2	2	12	0	0	1	0	0	2	1	0	6-3	27-12	12	4.13
*Apr 23	SOUTH CAROLINA	9.0	9	6	5	3	9	1	0	1	0	0	1	3	0	8-6	28-12	13	4.15
*Apr 24	SOUTH CAROLINA	9.0	8	0	0	0	6	0	0	0	0	0	0	2	0	2-0	29-12	14	4.05
Apr 26	at Jacksonville Stat	9.0	10	4	4	5	15	3	0	2	0	0	1	0	0	8-4	30-12	14	4.05
*Apr 29	at Tennessee	8.0	19	17	16	4	5	4	0	6	0	0	0	1	0	4-17	30-13	14	4.34
*Apr 30	at Tennessee	9.0	10	6	5	3	11	1	0	1	3	0	0	0	0	8-6	31-13	14	4.35
*May 01	at Tennessee	8.0	8	5	5	1	3	1	0	2	1	0	0	1	0	3-5	31-14	14	4.38
*May 06	ARKANSAS	9.0	13	11	11	6	6	3	0	3	1	0	1	0	0	8-11	31-15	14	4.52
*May 07	ARKANSAS	9.0	3	3	3	6	8	1	0	0	0	0	3	1	0	5-3	32-15	14	4.49
*May 08	ARKANSAS	9.0	13	7	6	6	9	5	0	1	0	0	2	0	0	4-7	32-16	14	4.52
May 10	at Troy	9.0	5	4	4	3	7	0	0	1	2	0	4	0	0	11-4	33-16	14	4.51
*May 13	ALABAMA	9.0	7	2	2	3	9	1	0	1	0	0	0	3	0	3-2	34-16	15	4.46
*May 14	ALABAMA	9.0	6	4	4	3	8	0	0	1	1	0	1	1	0	6-4	35-16	16	4.45
May 17	vs Samford	9.0	11	4	4	5	12	1	0	1	0	0	2	1	0	8-4	36-16	16	4.44
*May 20	at Kentucky	8.0	9	5	5	4	11	3	0	0	1	0	0	0	0	1-5	36-17	16	4.46
*May 20	at Kentucky	9.0	8	3	2	0	8	2	0	2	0	0	0	1	0	6-3	37-17	17	4.42
*May 21	at Kentucky	8.0	9	6	6	5	6	2	0	0	0	2	0	0	0	3-6	37-18	17	4.45
May 25	vs Kentucky	9.0	8	3	3	3	13	3	0	2	2	0	1	1	0	1-3	37-19	17	4.43
Jun 03	SOUTHEASTERN L	9.0	10	7	4	5	14	4	0	1	0	0	1	2	0	19-7	38-19	17	4.42
Jun 04	FLORIDA STATE	9.0	9	7	7	6	5	1	0	2	0	0	0	2	0	21-7	39-19	17	4.47
Jun 05	UCLA	9.0	8	4	4	4	15	1	0	1	1	0	0	0	0	11-4	40-19	17	4.46
Jun 11	at Oregon State	9.0	7	5	5	6	12	3	0	1	1	0	1	0	0	7-5	41-19	18	4.47
Jun 12	at Oregon State	9.0	9	4	3	3	9	1	0	2	0	0	0	0	0	3-4	41-20	18	4.44
Jun 13	at Oregon State	9.0	8	3	3	4	14	0	1	1	1	0	0	0	0	4-3	42-20	19	4.42
Jun 18	vs Ole Miss	9.0	11	5	5	2	13	1	0	1	2	0	2	2	0	1-5	42-21	19	4.43
Totals		561.0	536	315	276	254	637	113	2	69	62	4	57	51	4	448-315	42-21	19	4.43

AUBURN STARTING PITCHER BREAKDOWN

Starter	Quality		Run		RS/		Auburn	
	GS	Starts	Support	Start	Record			
Bright	16	3	64	4.0	9-7			
Gonzalez	14	6	60	4.3	9-5			
Barnett	13	0	42	3.2	10-3			
Mullins	8	0	21	2.6	6-2			
Armstrong	6	0	19	3.2	4-2			
Sheehan	3	0	7	2.3	2-1			
Copeland	2	0	15	7.5	2-0			
Skipper	1	0	0	0.0	0-1			

Auburn Overall Rankings

Category	Rank	No.
ERA	4.43	7th
Opp BA	.253	8th
Hits Allowed	536	13th
Walks	254	

HITTING NOTES

2022 MULTI-HIT GAMES

	2	3	4	5+	Total
Blake Rambusch	16	8	2	-	26
Sonny DiChiara	12	8	1	-	21
Brody Moore	17	3	-	1	21
Kason Howell	10	8	1	-	19
Brooks Carlson	10	3	-	-	13
Bobby Peirce	7	3	-	-	10
Nate LaRue	7	1	-	-	8
Cole Foster	5	2	1	-	8
Cam Hill	6	1	-	-	7
Ryan Dyal	6	-	-	-	6
Bryson Ware	4	2	-	-	6
Mike Bello	3	2	-	-	5
Garrett Farquhar	3	-	-	-	3
Jake Wyandt	2	-	-	-	2
Josh Hall	1	-	-	-	1
Mason Land	1	-	-	-	1

CAREER AUBURN MULTI-HIT GAMES

	2	3	4	5+	Total
Kason Howell	36	16	1	-	53
Brody Moore	33	8	2	1	44
Blake Rambusch	16	8	2	-	26
Sonny DiChiara	12	8	1	-	21
Cam Hill	13	4	-	-	17
Bryson Ware	11	4	-	-	15
Brooks Carlson	10	3	-	-	13
Garrett Farquhar	9	1	-	-	10
Bobby Peirce	7	3	-	-	10
Nate LaRue	8	1	-	-	9
Cole Foster	6	2	1	-	9
Ryan Dyal	7	-	-	-	7
Josh Hall	5	1	-	-	6
Mike Bello	3	2	-	-	5
Jake Wyandt	2	-	-	-	2
Brayton Brown	1	-	-	-	1
Mason Land	1	-	-	-	1

2022 MULTI-RBI GAMES

	2	3	4	5+	Total
Sonny DiChiara	10	3	3	1	17
Nate LaRue	8	1	-	1	10
Kason Howell	8	1	-	-	9
Brooks Carlson	4	3	1	-	8
Cole Foster	5	1	1	1	8
Blake Rambusch	5	2	1	-	8
Ryan Dyal	3	3	1	-	7
Bobby Peirce	4	2	-	-	6
Brody Moore	1	3	1	1	6
Bryson Ware	3	-	2	-	5
Garrett Farquhar	4	-	-	-	4
Cam Hill	4	-	-	-	4
Jake Wyandt	1	1	1	-	3
Mike Bello	3	-	-	-	3
Brayton Brown	1	-	-	-	1
Josh Hall	1	-	-	-	1

CAREER AUBURN MULTI-RBI GAMES

	2	3	4	5+	Total
Kason Howell	11	7	-	1	19
Sonny DiChiara	10	3	3	1	17
Brody Moore	11	3	1	2	17
Nate LaRue	9	1	-	1	11
Bryson Ware	7	-	2	2	11
Cam Hill	6	3	1	-	10
Ryan Dyal	5	3	1	-	9
Brooks Carlson	4	3	1	-	8
Cole Foster	5	1	1	1	8
Blake Rambusch	5	2	1	-	8
Garrett Farquhar	5	1	1	-	7
Bobby Peirce	5	2	-	-	7
Brayton Brown	2	2	-	-	4
Josh Hall	2	1	-	-	3
Jake Wyandt	1	1	1	-	3
Mike Bello	3	-	-	-	3

CAREER AUBURN STARTS

	Career	Consec.
Kason Howell	187	111
Brody Moore	129	54
Blake Rambusch	63	63
Bryson Ware	60	-
Sonny DiChiara	59	47
Cam Hill	56	7
Cole Foster	54	-
Nate LaRue	53	9
Ryan Dyal	49	-
Brooks Carlson	44	27
Bobby Peirce	38	22
Garrett Farquhar	32	-
Mike Bello	25	7
Josh Hall	16	-
Brayton Brown	14	-
Jake Wyandt	14	-
Mason Land	9	-

TEAM NOTES

Auburn Overall SEC Rankings			Auburn SEC-Only Rankings		
Category	Rank	No.	Category	Rank	No.
Avg.	.285	5th	Avg.	.267	7th
Hits	622	2nd	Hits	268	9th
2B	121	3rd	2B	46	T-8th
HR	73	10th	HR	36	12th
BB	299	6th	BB	126	7th

2022 AUBURN HOME RUNS

No.	Player (#)	Opponent (Date)	On	Outs	Inn.	Pitcher
1	Ware (1)	Troy (2/23)	3	2	1	Fletcher (R)
2	DiChiara (1)	Troy (2/23)	2	1	2	Pettys (L)
3	DiChiara (2)	Yale (2/25)	1	1	1	Kipp (R)
4	DiChiara (3)	Yale (C1 - 2/26)	0	2	5	Walsh (R)
5	Howell (1)	Yale (C1 - 2/26)	0	0	9	Easterly (L)
6	Rambusch (1)	Yale (C2 - 2/26)	0	0	8	Capell (R)
7	Foster (1)	Alabama State (3/1)	2	1	2	A. Melendez (L)
8	DiChiara (4)	Alabama State (3/1)	0	0	7	O. Melendez (L)
9	DiChiara (5)	Rhode Island (3/4)	1	1	3	Twitcheell (R)
10	Rambusch (2)	Rhode Island (C1 - 3/5)	0	0	1	Picone (R)
11	Dyal (1)	Rhode Island (C1 - 3/5)	1	2	4	Diaz (R)
12	Wyandt (1)	Rhode Island (3/6)	2	2	2	Levesque (L)
13	Carlson (1)	Rhode Island (3/6)	1	0	5	Brutti (R)
14	Dyal (2)	Rhode Island (3/6)	3	1	6	Morrison (R)
15	Farquhar (1)	Rhode Island (3/6)	1	2	7	Morrison (R)
16	Dyal (3)	Middle Tennessee (3/11)	1	1	1	Keenan (R)
17	Moore (1)	Middle Tennessee (3/11)	2	2	9	Wigginton (L)
18	DiChiara (6)	Ole Miss (3/17)	1	1	1	Gaddis (L)
19	Dyal (4)	Ole Miss (3/17)	0	1	6	DeLucia (R)
20	DiChiara (7)	Ole Miss (3/18)	1	2	4	Nichols (R)
21	Howell (2)	Ole Miss (3/18)	2	1	7	McDaniel (R)
22	Farquhar (2)	South Alabama (3/22)	0	1	5	Runyan (L)
23	Foster (2)	Texas A&M (3/26)	0	0	2	Dallas (R)
24	Bello (1)	Texas A&M (3/26)	0	0	2	Dallas (R)
25	LaRue (1)	Texas A&M (3/27)	1	2	2	Prager (L)
26	Foster (3)	Texas A&M (3/27)	1	2	5	Hector (R)
27	Moore (2)	LSU (3/31)	1	2	5	Money (R)
28	DiChiara (8)	LSU (4/2)	1	1	5	Fontenot (R)
29	Foster (4)	Vanderbilt (4/8)	0	0	2	McElvain (R)
30	Carlson (2)	Vanderbilt (4/8)	2	1	3	McElvain (R)
31	DiChiara (9)	Vanderbilt (4/9)	0	2	1	Holton (L)
32	LaRue (2)	Vanderbilt (4/9)	1	2	4	Holton (L)
33	DiChiara (10)	Vanderbilt (4/10)	2	1	2	Reilly (R)
34	DiChiara (11)	Vanderbilt (4/10)	0	2	6	Owen (L)
35	Peirce (1)	Samford (4/12)	0	0	8	Watkins (L)
36	LaRue (3)	Miss. State (4/14)	0	1	8	Smith (R)
37	Foster (5)	Miss. State (4/14)	0	1	8	Kohn (R)
38	Moore (3)	Kennesaw St. (4/20)	0	2	3	Stills (L)
39	Carlson (3)	Kennesaw St. (4/20)	1	2	4	Cain (R)
40	LaRue (4)	South Carolina (4/22)	1	2	2	Thomas (R)
41	Peirce (2)	South Carolina (4/22)	0	0	7	Gilreath (R)
42	DiChiara (12)	South Carolina (4/22)	1	0	8	Weins (L)
43	Foster (6)	South Carolina (4/23)	0	0	8	Becker (L)
44	Rambusch (3)	Tennessee (4/29)	2	2	6	Mabrey (L)
45	DiChiara (13)	Tennessee (4/30)	1	0	5	Sewell (R)
46	Peirce (3)	Tennessee (4/30)	2	2	9	Walsh (L)
47	Peirce (4)	Tennessee (5/1)	0	0	5	Beam (R)
48	Carlson (4)	Arkansas (5/6)	0	0	4	Noland (R)
49	Moore (4)	Arkansas (5/6)	0	2	5	Ramage (R)
50	Carlson (5)	Arkansas (5/7)	0	0	2	Smith (L)
51	DiChiara (14)	Arkansas (5/7)	0	0	3	Smith (L)
52	Rambusch (4)	Arkansas (5/7)	0	1	7	Vermillion (R)
53	Peirce (5)	Arkansas (5/8)	1	2	1	Wiggins (R)
54	DiChiara (15)	Arkansas (5/8)	0	0	3	Wiggins (R)
55	DiChiara (16)	Troy (5/10)	2	1	3	Witcher (R)
56	Peirce (6)	Alabama (5/14)	0	0	4	McNairy (R)
57	Peirce (7)	Kentucky (5/21)	0	0	7	Guilfoil (R)
58	DiChiara (17)	Kentucky (5/21)	0	0	9	Guilfoil (R)
59	DiChiara (18)	Kentucky (5/25)	0	0	8	Harper (R)
60	Foster (7)	Southeastern (6/3)	1	0	1	Guth (L)
61	Peirce (8)	Southeastern (6/3)	1	0	1	Guth (L)
62	Foster (8)	Southeastern (6/3)	3	1	1	Dugas (R)
63	DiChiara (19)	Southeastern (6/3)	0	1	1	Dugas (R)
64	LaRue (5)	Southeastern (6/3)	0	2	2	Dugas (R)
65	Foster (9)	Southeastern (6/3)	2	1	4	Dugas (R)
66	LaRue (6)	Southeastern (6/3)	0	0	6	Laüve (R)
67	Carlson (6)	Florida State (6/4)	1	1	3	Hubbart (L)
68	DiChiara (20)	Florida State (6/4)	0	1	9	Simmons (R)
69	Hill (1)	Florida State (6/4)	1	1	9	Simmons (R)
70	Moore (5)	UCLA (6/5)	0	0	5	Jewett (R)
71	DiChiara (21)	Oregon State (6/11)	1	1	1	Pfennigs (R)
72	Peirce (9)	Oregon State (6/11)	0	0	5	Townsend (R)
73	DiChiara (22)	Oregon State (6/13)	1	2	3	Hunter (R)

AUBURN CAREER HOME RUN BREAKDOWN

	1R	2R	3R	GS	Career	Home	Road	Last
Bello	1	--	--	--	1	--	1	3/26/22
Carlson	2	3	1	--	6	6	--	6/4/22
DiChiara	9	10	3	--	22	15	7	6/13/22
Dyal	3	3	--	1	7	6	1	3/17/22
Farquhar	1	1	--	--	2	1	1	3/22/22
Foster	4	2	2	1	9	6	3	6/3/22
Hill	2	3	--	1	6	6	--	6/4/22
Howell	4	3	2	--	9	3	6	3/18/22
LaRue	5	3	--	--	8	6	2	6/3/22
Moore	3	1	2	--	7	5	2	6/5/22
Peirce	6	2	1	--	9	5	4	6/11/22
Rambusch	3	--	1	--	4	3	1	5/7/22
Ware	2	4	--	1	7	5	2	2/23/22
Wyandt	--	--	1	--	1	1	--	3/6/22

AUBURN HITTING STREAKS

	Current	'22	Career
Mike Bello	-	6	6
Luke Burk	-	1	1
Brooks Carlson	-	11	11
Sonny DiChiara	2	8	8
Ryan Dyal	-	4	4
Garrett Farquhar	1	6	6
Cole Foster	-	6	6
Josh Hall	2	3	4
Cam Hill	2	8	8
Kason Howell	-	9	9
Mason Land	-	7	7
Nate LaRue	-	4	4
Brody Moore	1	9	9
Brody Moss	1	1	1
Bobby Peirce	2	11	11
Blake Rambusch	-	17	17
Bryson Ware	-	4	6
Jake Wyandt	-	7	7

AUBURN REACHED BASE STREAKS

	Current	'22	Career
Mike Bello	-	8	8
Luke Burk	-	1	1
Brooks Carlson	-	20	20
Ryan Dyal	-	15	15
Sonny DiChiara	2	46	46
Garrett Farquhar	1	7	7
Cole Foster	-	11	11
Josh Hall	2	3	5
Cam Hill	2	7	8
Kason Howell	-	23	23
Mason Land	-	7	7
Nate LaRue	-	5	7
Brody Moore	1	18	18
Brody Moss	1	1	1
Bobby Peirce	16	16	16
Blake Rambusch	-	42	42
Bryson Ware	-	8	8
Jake Wyandt	-	7	7

BUNT HITS

Player	No.
Josh Hall	3
Brody Moore	3
Blake Rambusch	2
Mike Bello	1
Cole Foster	1
TOTAL	10

SAC BUNTS

Player	No.
Kason Howell	3
Mason Land	3
Blake Rambusch	3
Brody Moore	2
Mike Bello	1
Brayton Brown	1
Ryan Dyal	1
Cole Foster	1
Nate LaRue	1
Jake Wyandt	1
TOTAL	17

SAC FLIES

Player	No.
Nate LaRue	6
Blake Rambusch	4
Cole Foster	4
Brody Moore	4
Kason Howell	3
Sonny DiChiara	2
Ryan Dyal	2
Mike Bello	2
Brooks Carlson	1
Cam Hill	1
Brody Moss	1
Bobby Peirce	1
Bryson Ware	1
Jake Wyandt	1

AUBURN 2022 GAME-BY-GAME STARTING LINEUPS

DATE	OPP	1	2	3	4	5	6	7	8	9	SP
2/18	vs. Oklahoma	Rambusch	Howell	Dyal	DiChiara	Moore	Ware	Hill	Foster	Farquhar	Sheehan
2/19	vs. Texas Tech	Rambusch	Moore	DiChiara	Dyal	Howell	Ware	Foster	Farquhar	Wyandt	Gonzalez
2/20	vs. Kansas State	Rambusch	Moore	DiChiara	Dyal	LaRue	Howell	Foster	Brown	Hall	Bright
2/23	Troy	Rambusch	Howell	DiChiara	Dyal	Moore	Ware	Foster	Brown	Wyandt	Sheehan
2/25	Yale	Rambusch	Moore	DiChiara	Dyal	LaRue	Ware	Foster	Howell	Hall	Armstrong
2/26	Yale - G1	Rambusch	Moore	DiChiara	Dyal	Ware	Foster	Howell	Farquhar	Wyandt	Gonzalez
2/26	Yale - G2	Rambusch	Moore	DiChiara	Dyal	LaRue	Howell	Brown	Foster	Hall	Bright
3/1	Alabama State	Rambusch	Moore	DiChiara	Dyal	Howell	Ware	Hill	Foster	Wyandt	Copeland
3/2	UAB	Rambusch	Howell	DiChiara	Hill	Foster	Farquhar	Ware	Dyal	Wyandt	Barnett
3/4	Rhode Island	Rambusch	Howell	DiChiara	Hill	Moore	Ware	Dyal	Foster	Hall	Armstrong
3/5	Rhode Island - G1	Rambusch	Howell	DiChiara	Carlson	Ware	Dyal	Moore	Foster	Wyandt	Gonzalez
3/5	Rhode Island - G2	Rambusch	Howell	DiChiara	Hill	Ware	Moore	Dyal	Foster	Wyandt	Bright
3/6	Rhode Island	Rambusch	Howell	Hill	Carlson	Moore	Dyal	Ware	Foster	Wyandt	Mullins
3/8	vs. Tennessee Tech	Rambusch	Howell	Hill	Carlson	Moore	Dyal	Ware	Foster	Wyandt	Barnett
3/11	Middle Tennessee	Rambusch	Howell	Dyal	Carlson	Ware	Hill	Moore	Foster	Hall	Armstrong
3/13	Middle Tennessee - G1	Rambusch	Howell	Dyal	Carlson	Ware	Hill	Moore	Foster	Wyandt	Gonzalez
3/13	Middle Tennessee - G2	Rambusch	Howell	Dyal	DiChiara	Ware	Moore	Farquhar	Hill	Wyandt	Bright
3/17	Ole Miss*	Rambusch	Howell	DiChiara	Carlson	Hill	Ware	Moore	Dyal	Wyandt	Barnett
3/18	Ole Miss*	Rambusch	Howell	DiChiara	Dyal	Ware	Moore	Hill	Farquhar	Bello	Mullins
3/19	Ole Miss*	Rambusch	Howell	DiChiara	Dyal	Ware	Moore	Carlson	Farquhar	Bello	Bright
3/22	vs. South Alabama	Rambusch	Howell	DiChiara	Carlson	Dyal	Moore	Ware	Bello	Farquhar	Barnett
3/25	at Texas A&M*	Rambusch	Howell	DiChiara	Carlson	Dyal	Moore	LaRue	Bello	Farquhar	Mullins
3/26	at Texas A&M*	Rambusch	Howell	DiChiara	Hill	Moore	Dyal	LaRue	Foster	Bello	Bright
3/27	at Texas A&M*	Rambusch	Howell	DiChiara	Carlson	Moore	Bello	Ware	LaRue	Foster	Sheehan
3/29	Jacksonville State	Rambusch	Howell	DiChiara	Hill	Moore	Bello	Foster	Dyal	Land	Armstrong
3/31	at LSU*	Rambusch	Howell	DiChiara	Hill	Moore	Bello	LaRue	Foster	Hall	Mullins
4/1	at LSU*	Rambusch	Howell	DiChiara	Moore	Carlson	Bello	LaRue	Foster	Peirce	Bright
4/2	at LSU*	Rambusch	Howell	DiChiara	Moore	Foster	Bello	LaRue	Dyal	Peirce	Gonzalez
4/5	at UAB	Rambusch	Howell	DiChiara	Moore	Foster	Carlson	Bello	Peirce	LaRue	Barnett
4/8	Vanderbilt*	Rambusch	Howell	DiChiara	Carlson	Moore	Foster	Peirce	LaRue	Bello	Mullins
4/9	Vanderbilt*	Rambusch	Howell	DiChiara	Carlson	Moore	Foster	Peirce	LaRue	Farquhar	Bright
4/10	Vanderbilt*	Rambusch	Howell	DiChiara	Carlson	Moore	Foster	Peirce	LaRue	Bello	Gonzalez
4/12	Samford	Rambusch	Howell	DiChiara	Hill	Moore	Foster	Peirce	Bello	Wyandt	Barnett
4/14	at Mississippi State*	Rambusch	Howell	DiChiara	Carlson	Moore	Peirce	Foster	LaRue	Bello	Mullins
4/15	at Mississippi State*	Rambusch	Howell	DiChiara	Carlson	Moore	Peirce	Foster	LaRue	Bello	Bright
4/16	at Mississippi State*	Rambusch	Howell	DiChiara	Hill	Moore	Foster	Peirce	LaRue	Bello	Gonzalez
4/19	Alabama State	Rambusch	Howell	DiChiara	Carlson	Moore	Peirce	Dyal	Ware	Farquhar	Barnett
4/20	Kennesaw State	Rambusch	Howell	DiChiara	Carlson	Hill	Peirce	Moore	Foster	Dyal	Copeland
4/22	South Carolina*	Rambusch	Howell	DiChiara	Carlson	Hill	Perice	Moore	Foster	LaRue	Mullins
4/23	South Carolina*	Rambusch	Howell	DiChiara	Carlson	Peirce	Moore	LaRue	Ware	Foster	Bright
4/24	South Carolina*	Rambusch	Howell	DiChiara	Carlson	Hill	Moore	Foster	LaRue	Bello	Gonzalez
4/26	at Jacksonville State	Rambusch	Howell	DiChiara	Carlson	Hill	Peirce	Moore	LaRue	Foster	Barnett
4/29	at Tennessee*	Rambusch	Howell	DiChiara	Peirce	Hill	Carlson	Moore	LaRue	Foster	Mullins
4/30	at Tennessee*	Rambusch	Howell	DiChiara	Peirce	Hill	Carlson	Moore	LaRue	Foster	Bright
5/1	at Tennessee*	Rambusch	Howell	DiChiara	Peirce	Hill	Carlson	Moore	LaRue	Foster	Gonzalez
5/6	Arkansas*	Rambusch	Howell	DiChiara	Peirce	Hill	Carlson	Moore	LaRue	Foster	Barnett
5/7	Arkansas*	Rambusch	Howell	DiChiara	Peirce	LaRue	Carlson	Moore	Ware	Foster	Bright
5/8	Arkansas*	Rambusch	Howell	DiChiara	Peirce	Carlson	Moore	Hill	LaRue	Foster	Gonzalez
5/10	at Troy	Rambusch	Howell	DiChiara	Peirce	Carlson	Moore	Land	LaRue	Foster	Armstrong
5/13	Alabama*	Rambusch	Howell	DiChiara	Peirce	Carlson	Moore	Land	LaRue	Foster	Barnett
5/14	Alabama*	Moore	DiChiara	Rambusch	Peirce	Carlson	Howell	Land	LaRue	Farquhar	Bright
5/17	at Samford	Moore	DiChiara	Rambusch	Peirce	Carlson	Howell	Land	LaRue	Farquhar	Armstrong
5/20	at Kentucky*	Moore	DiChiara	Rambusch	Peirce	Carlson	Howell	Land	LaRue	Farquhar	Barnett
5/20	at Kentucky*	Rambusch	DiChiara	Peirce	Carlson	Moore	Howell	Farquhar	Land	Wyandt	Bright
5/21	at Kentucky*	Rambusch	DiChiara	Peirce	Carlson	Moore	Howell	Farquhar	LaRue	Land	Gonzalez
5/25	vs. Kentucky^	Rambusch	DiChiara	Peirce	Carlson	Moore	Howell	Land	LaRue	Farquhar	Skipper
6/3	Southeastern#	Rambusch	Foster	DiChiara	Peirce	Carlson	Moore	Howell	LaRue	Bello	Bright
6/4	Florida State#	Rambusch	Foster	DiChiara	Peirce	Carlson	Moore	Howell	LaRue	Bello	Gonzalez
6/5	UCLA#	Rambusch	Foster	DiChiara	Peirce	Carlson	Moore	Howell	LaRue	Bello	Barnett
6/11	at Oregon State\$	Rambusch	Foster	DiChiara	Peirce	Carlson	Moore	Howell	LaRue	Bello	Bright
6/12	at Oregon State\$	Rambusch	Foster	DiChiara	Peirce	Carlson	Moore	Howell	LaRue	Bello	Gonzalez
6/13	at Oregon State\$	Rambusch	Foster	DiChiara	Peirce	Carlson	Moore	Howell	LaRue	Bello	Barnett
6/18	vs. Ole Miss%	Rambusch	Foster	DiChiara	Peirce	Carlson	Moore	Howell	LaRue	Bello	Gonzalez

* - SEC Game

^ - SEC Tournament

- Auburn Regional

\$ - Corvallis Super Regional

% - College World Series

AUBURN 2022 GAME-BY-GAME STARTERS

DATE	OPP	SP	C	1B	2B	3B	SS	LF	CF	RF	DH
2/18	vs. Oklahoma	Sheehan	Dyal	DiChiara	Foster	Farquhar	Moore	Ware	Howell	Rambusch	Hill
2/19	vs. Texas Tech	Gonzalez	Wyandt	DiChiara	Foster	Farquhar	Moore	Ware	Howell	Rambusch	Dyal
2/20	vs. Kansas State	Bright	Dyal	DiChiara	Foster	Rambusch	Moore	Brown	Howell	Hall	LaRue
2/23	Troy	Sheehan	Wyandt	DiChiara	Foster	Rambusch	Moore	Brown	Howell	Ware	Dyal
2/25	Yale	Armstrong	Dyal	DiChiara	Foster	Rambusch	Moore	Hall	Howell	Ware	LaRue
2/26	Yale - G1	Gonzalez	Wyandt	DiChiara	Foster	Farquhar	Moore	Ware	Howell	Rambusch	Dyal
2/26	Yale - G2	Bright	Dyal	DiChiara	Foster	Rambusch	Moore	Brown	Howell	Hall	LaRue
3/1	Alabama State	Copeland	Wyandt	DiChiara	Foster	Rambusch	Moore	Dyal	Howell	Ware	Hill
3/2	UAB	Barnett	Wyandt	DiChiara	Foster	Rambusch	Farquhar	Dyal	Howell	Ware	Hill
3/4	Rhode Island	Armstrong	Dyal	DiChiara	Foster	Rambusch	Moore	Hall	Howell	Ware	Hill
3/5	Rhode Island - G1	Gonzalez	Wyandt	DiChiara	Foster	Rambusch	Moore	Dyal	Howell	Ware	Carlson
3/5	Rhode Island - G2	Bright	Wyandt	DiChiara	Foster	Rambusch	Moore	Dyal	Howell	Ware	Hill
3/6	Rhode Island	Mullins	Wyandt	Hill	Foster	Rambusch	Moore	Dyal	Howell	Ware	Carlson
3/8	vs. Tennessee Tech	Barnett	Wyandt	Hill	Foster	Rambusch	Moore	Dyal	Howell	Ware	Carlson
3/11	Middle Tennessee	Armstrong	Dyal	Hill	Foster	Rambusch	Moore	Hall	Howell	Ware	Carlson
3/13	Middle Tennessee - G1	Gonzalez	Wyandt	Hill	Foster	Rambusch	Moore	Dyal	Howell	Ware	Carlson
3/13	Middle Tennessee - G2	Bright	Wyandt	Hill	Farquhar	Rambusch	Moore	Dyal	Howell	Ware	DiChiara
3/17	Ole Miss*	Barnett	Wyandt	DiChiara	Carlson	Rambusch	Moore	Dyal	Howell	Ware	Hill
3/18	Ole Miss*	Mullins	Dyal	DiChiara	Farquhar	Rambusch	Moore	Bello	Howell	Ware	Hill
3/19	Ole Miss*	Bright	Dyal	DiChiara	Farquhar	Rambusch	Moore	Bello	Howell	Ware	Carlson
3/22	vs. South Alabama	Barnett	Dyal	DiChiara	Farquhar	Rambusch	Moore	Bello	Howell	Ware	Carlson
3/25	at Texas A&M*	Mullins	LaRue	DiChiara	Farquhar	Rambusch	Moore	Dyal	Howell	Bello	Carlson
3/26	at Texas A&M*	Bright	LaRue	DiChiara	Foster	Rambusch	Moore	Dyal	Howell	Bello	Hill
3/27	at Texas A&M*	Sheehan	LaRue	DiChiara	Foster	Rambusch	Moore	Bello	Howell	Ware	Carlson
3/29	Jacksonville State	Armstrong	Dyal	DiChiara	Foster	Rambusch	Moore	Land	Howell	Bello	Hill
3/31	at LSU*	Mullins	LaRue	DiChiara	Foster	Rambusch	Moore	Bello	Howell	Hall	Hill
4/1	at LSU*	Bright	LaRue	DiChiara	Foster	Rambusch	Moore	Bello	Howell	Peirce	Carlson
4/2	at LSU*	Gonzalez	LaRue	DiChiara	Foster	Rambusch	Moore	Bello	Howell	Peirce	Dyal
4/5	at UAB	Barnett	LaRue	DiChiara	Foster	Rambusch	Moore	Bello	Howell	Peirce	Carlson
4/8	Vanderbilt*	Mullins	LaRue	DiChiara	Foster	Rambusch	Moore	Bello	Howell	Peirce	Carlson
4/9	Vanderbilt*	Bright	LaRue	DiChiara	Foster	Farquhar	Moore	Peirce	Howell	Rambusch	Carlson
4/10	Vanderbilt*	Gonzalez	LaRue	DiChiara	Foster	Rambusch	Moore	Bello	Howell	Peirce	Carlson
4/12	Samford	Barnett	Wyandt	DiChiara	Foster	Rambusch	Moore	Bello	Howell	Peirce	Hill
4/14	at Mississippi State*	Mullins	LaRue	DiChiara	Foster	Rambusch	Moore	Bello	Howell	Peirce	Carlson
4/15	at Mississippi State*	Bright	LaRue	DiChiara	Foster	Rambusch	Moore	Bello	Howell	Peirce	Carlson
4/16	at Mississippi State*	Gonzalez	LaRue	DiChiara	Foster	Rambusch	Moore	Bello	Howell	Peirce	Hill
4/19	Alabama State	Barnett	Dyal	DiChiara	Farquhar	Rambusch	Moore	Ware	Howell	Peirce	Carlson
4/20	Kennesaw State	Copeland	Dyal	DiChiara	Foster	Rambusch	Moore	Carlson	Howell	Peirce	Hill
4/22	South Carolina*	Mullins	LaRue	DiChiara	Foster	Rambusch	Moore	Carlson	Howell	Peirce	Hill
4/23	South Carolina*	Bright	LaRue	DiChiara	Foster	Rambusch	Moore	Ware	Howell	Peirce	Carlson
4/24	South Carolina*	Gonzalez	LaRue	DiChiara	Foster	Rambusch	Moore	Carlson	Howell	Bello	Hill
4/26	at Jacksonville State	Barnett	LaRue	DiChiara	Foster	Rambusch	Moore	Carlson	Howell	Peirce	Hill
4/29	at Tennessee*	Mullins	LaRue	DiChiara	Foster	Rambusch	Moore	Carlson	Howell	Peirce	Hill
4/30	at Tennessee*	Bright	LaRue	DiChiara	Foster	Rambusch	Moore	Carlson	Howell	Peirce	Hill
5/1	at Tennessee*	Gonzalez	LaRue	DiChiara	Foster	Rambusch	Moore	Carlson	Howell	Peirce	Hill
5/6	Arkansas*	Barnett	LaRue	DiChiara	Foster	Rambusch	Moore	Carlson	Howell	Peirce	Hill
5/7	Arkansas*	Bright	LaRue	DiChiara	Foster	Rambusch	Moore	Ware	Howell	Peirce	Carlson
5/8	Arkansas*	Gonzalez	LaRue	DiChiara	Foster	Rambusch	Moore	Carlson	Howell	Peirce	Hill
5/10	at Troy	Armstrong	LaRue	DiChiara	Foster	Rambusch	Moore	Land	Howell	Peirce	Carlson
5/13	Alabama*	Barnett	LaRue	DiChiara	Foster	Rambusch	Moore	Land	Howell	Peirce	Carlson
5/14	Alabama*	Bright	LaRue	DiChiara	Farquhar	Rambusch	Moore	Land	Howell	Peirce	Carlson
5/17	at Samford	Armstrong	LaRue	DiChiara	Farquhar	Rambusch	Moore	Land	Howell	Peirce	Carlson
5/19	at Kentucky*	Barnett	LaRue	DiChiara	Farquhar	Rambusch	Moore	Land	Howell	Peirce	Carlson
5/20	at Kentucky*	Bright	Wyandt	DiChiara	Farquhar	Rambusch	Moore	Land	Howell	Peirce	Carlson
5/21	at Kentucky*	Gonzalez	LaRue	DiChiara	Farquhar	Rambusch	Moore	Land	Howell	Peirce	Carlson
5/25	vs. Kentucky^	Skipper	LaRue	DiChiara	Farquhar	Rambusch	Moore	Land	Howell	Peirce	Carlson
6/3	Southeastern#	Bright	LaRue	DiChiara	Foster	Rambusch	Moore	Bello	Howell	Peirce	Carlson
6/4	Florida State#	Gonzalez	LaRue	DiChiara	Foster	Rambusch	Moore	Bello	Howell	Peirce	Carlson
6/5	UCLA#	Barnett	LaRue	DiChiara	Foster	Rambusch	Moore	Bello	Howell	Peirce	Carlson
6/11	at Oregon State\$	Bright	LaRue	DiChiara	Foster	Rambusch	Moore	Bello	Howell	Peirce	Carlson
6/12	at Oregon State\$	Gonzalez	LaRue	DiChiara	Foster	Rambusch	Moore	Bello	Howell	Peirce	Carlson
6/13	at Oregon State\$	Barnett	LaRue	DiChiara	Foster	Rambusch	Moore	Bello	Howell	Peirce	Carlson
6/18	vs. Ole Miss%	Gonzalez	LaRue	DiChiara	Foster	Rambusch	Moore	Bello	Howell	Peirce	Carlson

* - SEC Game

^ - SEC Tournament

- Auburn Regional

\$ - Corvallis Super Regional

OVERALL STATS



2022 Auburn Baseball
Overall Statistics for Auburn (as of Jun 18, 2022)
(All games Sorted by Batting avg)



Record: 42-21 Home: 25-9 Away: 12-9 Neutral: 5-3 SEC: 16-13

Player	avg	gp-gs	ab	r	h	2b	3b	hr	rbi	tb	slg%	bb	hp	so	gdp	ob%	sf	sh	sb-att	po	a	e	fld%	
17 DiChiara, Sonny	.389	59-59	198	58	77	15	0	22	59	158	.798	68	9	52	4	.556	2	0	0-0	414	23	4	.991	
1 Rambusch, Blake	.331	63-63	257	53	85	12	1	4	37	111	.432	28	15	34	3	.421	4	3	16-21	36	112	6	.961	
19 Carlson, Brooks	.305	51-44	177	36	54	10	0	6	31	82	.463	23	2	46	5	.389	1	0	0-1	8	0	1	.889	
4 Moore, Brody	.294	62-62	248	46	73	12	1	5	37	102	.411	22	2	35	2	.351	4	2	5-7	69	141	4	.981	
27 Peirce, Bobby	.286	46-36	154	31	44	6	4	9	28	85	.552	12	4	42	3	.351	1	0	5-6	68	4	1	.986	
5 Howell, Kason	.283	63-63	244	50	69	19	2	2	35	98	.402	28	14	51	1	.384	3	3	11-13	154	3	2	.987	
7 Foster, Cole	.265	51-50	166	40	44	9	0	9	44	80	.482	28	10	43	3	.394	4	1	2-3	75	119	6	.970	
28 LaRue, Nate	.219	50-40	146	19	32	8	0	6	34	58	.397	13	2	64	0	.281	6	1	2-2	376	37	2	.995	

72 Moss, Brody	.333	6-0	3	0	1	0	0	0	1	1	.333	0	0	1	0	.250	1	0	0-0	0	1	0	1.000	
16 Hill, Cam	.280	38-26	107	16	30	7	0	1	19	40	.374	13	1	34	1	.361	1	0	0-1	31	1	0	1.000	
2 Hall, Josh	.269	18-6	26	5	7	1	0	0	2	8	.308	5	0	10	0	.387	0	0	1-1	7	0	0	1.000	
31 Bello, Mike	.255	41-25	94	17	24	4	0	1	12	31	.330	13	2	20	0	.351	2	1	1-1	40	0	1	.976	
37 Land, Mason	.244	28-9	45	4	11	1	0	0	3	12	.267	4	1	9	0	.320	0	3	0-0	14	4	1	.947	
11 Farquhar, Garrett	.236	39-17	72	17	17	4	0	2	12	27	.375	7	4	8	2	.337	0	0	0-0	34	43	1	.987	
50 Wyandt, Jake	.233	22-14	43	8	10	1	0	1	12	14	.326	4	2	16	0	.320	1	1	1-1	127	12	3	.979	
8 Ware, Bryson	.226	48-23	93	22	21	8	2	1	21	36	.387	13	2	37	1	.330	1	0	4-4	47	3	0	1.000	
6 Dyal, Ryan	.217	32-27	92	23	20	4	0	4	26	36	.391	16	7	32	2	.368	2	1	0-0	137	5	2	.986	
Brown, B.	.167	6-3	12	2	2	0	0	0	3	2	.167	2	2	7	0	.375	0	1	0-0	5	0	0	1.000	
51 Burk, Luke	.125	11-0	8	1	1	0	0	0	0	1	.125	0	0	6	0	.125	0	0	0-0	18	0	0	1.000	
13 Schorr, Ben	.000	2-0	1	0	0	0	0	0	0	0	.000	0	0	0	0	.000	0	0	0-0	1	0	0	1.000	
Totals	.285	63	2186	448	622	121	10	73	416	982	.449	299	79	547	27	.385	33	17	48-61	1683	572	44	.981	
Opponents	.253	63	2119	315	536	113	2	69	288	860	.406	254	57	637	41	.345	24	16	28-46	1631	558	57	.975	

LOB - Team (536), Opp (474). DPs turned - Team (51), Opp (33). CI - Team (2), Dyal, R. 1, LaRue, N. 1, Opp (1). IBB - Team (21), DiChiara, S. 17, Dyal, R. 2, Hill, C. 1, Rambusch, B. 1, Opp (4). Picked off - Rambusch, B. 2.

(All games Sorted by Earned run avg)

Player	era	w-l	app	gs	cg	sho	sv	ip	h	r	er	bb	so	2b	3b	hr	b/avg	wp	hp	bk	sfa	sha		
45 Gonzalez, Joseph	3.22	7-4	15	14	1	0/2	0	78.1	83	30	28	15	54	12	1	8	.276	3	5	1	3	3		
40 Burkhalter, Blake	3.89	4-2	29	0	0	0/1	15	44.0	34	21	19	7	66	4	0	9	.210	4	4	0	1	2		
18 Barnett, Mason	3.98	3-2	18	13	0	0/0	0	61.0	58	28	27	31	79	15	1	5	.250	4	3	0	2	0		
29 Skipper, Carson	4.45	6-3	26	1	0	0/1	0	56.2	53	33	28	14	68	14	0	8	.247	7	3	0	3	1		
21 Bright, Trace	5.23	4-4	17	16	0	0/1	0	75.2	73	49	44	38	86	18	0	8	.252	8	6	0	1	1		

28 LaRue, Nate	1.69	0-0	5	0	0	0/0	0	5.1	7	1	1	3	4	0	0	1	.318	1	0	0	0	0		
41 Armstrong, John	2.50	1-0	18	0	0	0/1	0	18.0	16	9	5	10	20	2	0	0	.262	3	0	0	2	2		
46 Allsup, Chase	2.83	1-0	22	0	0	0/1	2	28.2	22	13	9	16	35	5	0	4	.214	5	5	0	3	0		
20 Mullins, Hayden	3.63	2-1	11	8	0	0/0	0	34.2	23	16	14	25	43	3	0	4	.197	3	9	0	4	3		
34 Bosse, Ben	3.86	0-0	7	0	0	0/2	0	4.2	4	3	2	2	6	0	0	0	.235	3	1	1	0	0		
54 Copeland, Konner	4.20	3-0	9	2	0	0/0	0	15.0	20	11	7	8	19	3	0	3	.328	1	1	0	0	1		
47 Sheehan, Tommy	4.50	2-0	15	3	0	0/0	1	32.0	23	18	16	21	26	5	0	1	.202	3	1	0	2	0		
9 Granzow, Cade	4.91	0-0	7	0	0	0/1	0	7.1	9	4	4	4	4	2	0	1	.333	2	1	0	2	0		
43 Isbell, Chase	5.29	1-1	13	0	0	0/0	0	17.0	16	10	10	13	20	8	0	0	.250	2	2	0	1	0		
32 Swilling, Carson	5.86	3-2	20	0	0	0/1	0	27.2	29	18	18	13	33	8	0	5	.274	4	4	0	0	0		
52 Armstrong, Jordan	5.93	3-1	14	6	0	0/1	1	30.1	36	22	20	15	40	9	0	4	.288	4	8	1	0	0		
14 Fuller, Brooks	8.53	0-0	8	0	0	0/0	0	6.1	8	6	6	7	7	3	0	0	.308	0	1	1	0	1		
23 Carlson, Parker	8.59	1-1	5	0	0	0/0	0	7.1	8	7	7	3	10	1	0	3	.267	2	0	0	0	0		
57 Drabick, Tyler	9.82	1-0	8	0	0	0/1	0	7.1	10	10	8	5	13	1	0	3	.323	2	2	0	0	2		
22 Wade, Garrett	10.80	0-0	4	0	0	0/0	0	1.2	0	2	2	3	3	0	0	0	.000	1	0	0	0	0		
16 Hill, Cam	18.00	0-0	3	0	0	0/1	0	2.0	4	4	4	1	1	0	0	2	.400	0	1	0	0	0		
Totals	4.43	42-21	63	63	1	4/4	19	561.0	536	315	276	254	637	113	2	69	.253	62	57	4	24	16		
Opponents	6.51	21-42	63	63	0	1/1	6	543.2	622	448	393	299	547	121	10	73	.285	73	79	9	33	17		

PB - Team (8), Dyal, R. 3, LaRue, N. 3, Wyandt, J. 2, Opp (14). Pickoffs - Team (4), Wyandt, J. 2, Mullins, H. 1, Allsup, C. 1, Opp (2). SBA/ATT - LaRue, N. (8-20), Dyal, R. (12-13), Wyandt, J. (8-12), Bright, T. (5-7), Allsup, C. (3-6), Gonzalez, J. (3-5), Barnett, M. (4-5), Skipper, C. (4-5), Armstrong (2-4), Armstrong, J (1-2), Swilling, C. (0-2), Granzow, C. (2-2), Burkhalter (1-2), Mullins, H. (0-2), Carlson, P. (1-1), Sheehan, T. (1-1), Copeland, K. (0-1), Fuller, B. (1-1).

SEC STATS



**2022 Auburn Baseball
Conference statistics for Auburn (as of May 24, 2022)
(SEC games only Sorted by Batting avg)**



Record: 16-13 Home: 9-5 Away: 7-8 SEC: 16-13

Player	avg	gp-gs	ab	r	h	2b	3b	hr	rbi	tb	slg%	bb	hp	so	gdp	ob%	sf	sh	sb-att	po	a	e	fld%	
1 Rambusch, Blake	.347	29-29	121	20	42	9	0	2	20	57	.471	13	4	17	1	.424	1	1	10-11	18	60	4	.951	
17 DiChiara, Sonny	.337	29-29	92	22	31	3	0	11	25	67	.728	41	2	32	3	.544	1	0	0-0	218	11	4	.983	
7 Foster, Cole	.309	21-21	68	19	21	3	0	5	14	39	.574	11	2	18	1	.405	3	1	1-1	33	59	4	.958	
27 Peirce, Bobby	.298	24-21	84	15	25	2	2	6	15	49	.583	5	1	20	3	.344	0	0	2-2	41	2	1	.977	
19 Carlson, Brooks	.295	27-24	95	11	28	5	0	3	14	42	.442	12	0	22	4	.374	0	0	0-0	8	0	1	.889	
31 Bello, Mike	.260	18-14	50	12	13	2	0	1	5	18	.360	7	1	12	0	.362	0	1	1-1	19	0	1	.950	
5 Howell, Kason	.244	29-29	123	19	30	7	0	1	14	40	.325	7	3	32	1	.301	0	2	7-8	78	2	1	.988	
4 Moore, Brody	.244	29-29	119	17	29	3	0	2	11	38	.319	7	1	17	1	.287	2	0	2-4	41	71	2	.982	
28 LaRue, Nate	.209	27-25	86	10	18	6	0	4	15	36	.419	7	2	40	0	.281	1	1	1-1	213	23	2	.992	

2 Hall, Josh	.333	5-1	6	2	2	0	0	0	2	2	.333	2	0	2	0	.500	0	0	0-0	4	0	0	1.000	
37 Land, Mason	.261	14-5	23	1	6	0	0	0	2	6	.261	1	1	4	0	.320	0	3	0-0	9	0	1	.900	
50 Wyandt, Jake	.250	5-2	4	0	1	0	0	0	0	1	.250	0	0	2	0	.250	0	1	0-0	17	4	2	.913	
11 Farquhar, Garrett	.207	15-8	29	4	6	1	0	0	4	7	.241	2	2	4	1	.303	0	0	0-0	18	18	0	1.000	
16 Hill, Cam	.189	17-12	53	4	10	3	0	0	4	13	.245	3	0	18	1	.232	0	0	0-0	0	0	0	.000	
6 Dyal, Ryan	.167	9-6	24	3	4	0	0	1	4	7	.292	5	0	10	1	.310	0	1	0-0	27	2	0	1.000	
8 Ware, Bryson	.074	20-6	27	3	2	2	0	0	2	4	.148	3	0	17	1	.167	0	0	0-0	16	2	0	1.000	
51 Burk, Luke	.000	1-0	0	0	0	0	0	0	0	0	.000	0	0	0	0	.000	0	0	0-0	1	0	0	1.000	
72 Moss, Brody	.000	1-0	0	0	0	0	0	0	0	0	.000	0	0	0	0	.000	0	0	0-0	0	0	0	.000	
Totals	.267	29	1004	162	268	46	2	36	151	426	.424	126	19	267	18	.357	8	11	24-28	771	280	29	.973	
Opponents	.286	29	1008	188	288	63	0	44	172	483	.479	113	26	261	25	.367	17	7	7-21	765	262	24	.977	

LOB - Team (241), Opp (213). DPs turned - Team (26), Opp (18). CI - Team (1), LaRue, N. 1. IBB - Team (12), DiChiara, S. 10, Dyal, R. 1, Rambusch, B. 1, Opp (4).

(SEC games only Sorted by Earned run avg)

Player	era	w-l	app	gs	cg	sho	sv	ip	h	r	er	bb	so	2b	3b	hr	b/avg	wp	hp	bk	sfa	sha
45 Gonzalez, Joseph	3.20	4-2	7	7	1	0/1	0	45.0	50	17	16	5	24	8	0	5	.275	2	1	1	2	0
20 Mullins, Hayden	3.29	1-0	7	7	0	0/0	0	27.1	18	12	10	20	35	2	0	3	.196	3	7	0	4	2
21 Bright, Trace	6.50	1-4	10	10	0	0/0	0	44.1	50	36	32	24	50	11	0	6	.278	4	3	0	1	1
18 Barnett, Mason	6.97	0-2	6	4	0	0/0	0	20.2	26	16	16	12	26	8	0	4	.310	3	0	0	1	0
29 Skipper, Carson	7.56	3-3	15	0	0	0/1	0	25.0	29	25	21	6	24	8	0	6	.290	2	3	0	1	1

28 LaRue, Nate	0.00	0-0	1	0	0	0/0	0	1.2	1	0	0	1	0	0	0	0	.167	1	0	0	0	0
14 Fuller, Brooks	0.00	0-0	2	0	0	0/0	0	1.1	2	0	0	1	3	0	0	0	.400	0	0	1	0	1
46 Allsup, Chase	4.50	1-0	10	0	0	0/0	1	12.0	10	9	6	7	7	2	0	2	.238	2	3	0	2	0
40 Burkhalter, Blake	5.50	0-1	14	0	0	0/1	10	18.0	16	12	11	6	28	1	0	5	.242	1	1	0	1	2
41 Armstrong, John	6.00	1-0	5	0	0	0/0	0	6.0	7	5	4	4	9	1	0	0	.318	1	0	0	1	0
32 Swilling, Carson	6.19	3-0	10	0	0	0/0	0	16.0	19	11	11	2	14	6	0	3	.306	2	4	0	0	0
47 Sheehan, Tommy	7.31	0-0	9	1	0	0/0	0	16.0	15	15	13	13	12	4	0	0	.254	1	1	0	2	0
52 Armstrong, Jordan	7.71	1-0	4	0	0	0/0	0	4.2	11	4	4	0	7	3	0	2	.478	1	0	1	0	0
43 Isbell, Chase	8.71	0-1	7	0	0	0/0	0	10.1	15	10	10	5	13	7	0	0	.349	2	2	0	1	0
54 Copeland, Konner	11.25	1-0	4	0	0	0/0	0	4.0	5	5	5	2	4	0	0	3	.333	0	1	0	0	0
9 Granzow, Cade	13.50	0-0	2	0	0	0/0	0	2.0	4	3	3	3	0	2	0	1	.444	0	0	0	1	0
57 Drabick, Tyler	18.00	0-0	2	0	0	0/0	0	2.0	6	4	4	1	5	0	0	2	.500	0	0	0	0	0
16 Hill, Cam	54.00	0-0	1	0	0	0/0	0	0.2	4	4	4	1	0	0	0	2	.667	0	0	0	0	0
Totals	5.85	16-13	29	29	1	1/1	11	257.0	288	188	167	113	261	63	0	44	.286	25	26	3	17	7
Opponents	5.19	13-16	29	29	0	0/0	3	255.0	268	162	147	126	267	46	2	36	.267	23	19	2	8	11

PB - Team (5), LaRue, N. 2, Wyandt, J. 2, Dyal, R. 1, Opp (5). SBA/ATT - LaRue, N. (2-11), Dyal, R. (4-5), Wyandt, J. (1-4), Bright, T. (3-4), Allsup, C. (0-3), Mullins, H. (0-2), Armstrong (0-2), Skipper, C. (1-2), Swilling, C. (0-2), Burkhalter (0-1), Granzow, C. (1-1), Barnett, M. (0-1), Gonzalez, J. (1-1), Fuller, B. (1-1), Copeland, K. (0-1).

NCAA TOURNAMENT STATS



**2022 Auburn Baseball
Overall Statistics for Auburn (as of Jun 19, 2022)
(NCAA Tournament Sorted by Batting avg)**



Record: 5-2 Home: 3-0 Away: 2-1 Neutral: 0-1 SEC: 0-0

Player	avg	gp-gs	ab	r	h	2b	3b	hr	rbi	tb	slg%	bb	hp	so	gdp	ob%	sf	sh	sb-att	po	a	e	fld%	
4 Moore, Brody	.448	7-7	29	7	13	3	1	1	9	21	.724	3	0	3	0	.485	1	1	0-0	6	15	1	.955	
17 DiChiara, Sonny	.448	7-7	29	11	13	0	0	4	11	25	.862	6	1	7	0	.556	0	0	0-0	50	6	0	1.000	
7 Foster, Cole	.296	7-7	27	10	8	4	0	3	12	21	.778	3	3	7	1	.412	1	0	1-1	8	10	0	1.000	
31 Bello, Mike	.292	7-7	24	4	7	1	0	0	4	8	.333	1	1	4	0	.321	2	0	0-0	10	0	0	1.000	
19 Carlson, Brooks	.286	7-7	28	6	8	3	0	1	6	14	.500	2	0	6	0	.323	1	0	0-1	0	0	0	.000	
28 LaRue, Nate	.208	7-7	24	4	5	1	0	2	7	12	.500	4	0	10	0	.321	0	0	0-0	76	9	0	1.000	
5 Howell, Kason	.174	7-7	23	5	4	3	0	0	1	7	.304	6	4	3	0	.424	0	0	0-1	16	0	0	1.000	
27 Peirce, Bobby	.172	7-7	29	8	5	1	0	2	5	12	.414	5	1	10	0	.314	0	0	0-0	10	1	0	1.000	
1 Rambusch, Blake	.160	7-7	25	7	4	1	0	0	1	5	.200	5	3	3	1	.364	0	1	0-0	3	7	1	.909	

16 Hill, Cam	.667	2-0	3	1	2	0	0	1	3	5	1.667	1	0	1	0	.750	0	0	0-0	0	0	0	.000	
8 Ware, Bryson	.333	4-0	3	1	1	0	1	0	2	3	1.000	1	0	1	0	.500	0	0	0-0	1	0	0	1.000	
11 Farquhar, Garrett	.250	3-0	4	2	1	1	0	0	0	2	.500	1	0	1	0	.400	0	0	0-0	1	2	0	1.000	
50 Wyandt, Jake	.000	1-0	2	0	0	0	0	0	0	0	.000	0	0	1	0	.000	0	0	0-0	1	1	0	1.000	
6 Dyal, Ryan	.000	2-0	2	0	0	0	0	0	0	0	.000	0	0	2	0	.000	0	0	0-0	2	0	0	1.000	
Totals	.282	7	252	66	71	18	2	14	61	135	.536	38	13	59	2	.396	5	2	1-3	189	58	4	.984	
Opponents	.259	7	239	35	62	11	1	9	33	102	.427	30	4	82	4	.350	1	2	3-5	186	68	10	.962	

LOB - Team (58), Opp (52). DPs turned - Team (6), Opp (4). IBB - Team (3), DiChiara, S. 3. Picked off - Rambusch, B. 1.

(NCAA Tournament Sorted by Earned run avg)

Player	era	w-l	app	gs	cg	sho	sv	ip	h	r	er	bb	so	2b	3b	hr	b/avg	wp	hp	bk	sfa	sha		
18 Barnett, Mason	0.93	1-0	2	2	0	0/0	0	9.2	6	1	1	6	15	1	1	0	.171	0	0	0	0	0		
29 Skipper, Carson	4.22	1-0	4	0	0	0/0	0	10.2	9	5	5	4	17	0	0	1	.231	3	0	0	1	0		
40 Burkhalter, Blake	4.76	0-0	3	0	0	0/0	2	5.2	7	3	3	0	10	1	0	1	.292	2	0	0	0	0		
45 Gonzalez, Joseph	5.06	1-2	3	3	0	0/0	0	16.0	18	10	9	5	15	3	0	3	.300	0	2	0	0	1		
21 Bright, Trace	12.71	1-0	2	2	0	0/0	0	5.2	9	8	8	5	12	4	0	2	.360	0	2	0	0	0		

47 Sheehan, Tommy	0.00	1-0	1	0	0	0/0	0	3.1	2	0	0	1	3	0	0	0	.167	0	0	0	0	0		
43 Isbell, Chase	0.00	0-0	1	0	0	0/0	0	2.2	0	0	0	2	4	0	0	0	.000	0	0	0	0	0		
54 Copeland, Konner	0.00	0-0	1	0	0	0/0	0	2.2	4	3	0	2	4	2	0	0	.333	0	0	0	0	0		
14 Fuller, Brooks	0.00	0-0	1	0	0	0/0	0	1.1	0	0	0	1	0	0	0	0	.000	0	0	0	0	0		
41 Armstrong, John	2.45	0-0	3	0	0	0/0	0	3.2	4	1	1	2	0	0	0	0	.333	0	0	0	0	1		
46 Allsup, Chase	13.50	0-0	1	0	0	0/0	0	0.2	1	1	1	1	0	0	0	0	.333	0	0	0	0	0		
32 Swilling, Carson	27.00	0-0	1	0	0	0/0	0	1.0	2	3	3	1	2	0	0	2	.400	0	0	0	0	0		
Totals	4.43	5-2	7	7	0	0/0	2	63.0	62	35	31	30	82	11	1	9	.259	5	4	0	1	2		
Opponents	8.42	2-5	7	7	0	0/0	1	62.0	71	66	58	38	59	18	2	14	.282	6	13	2	5	2		

PB - Team (0), Opp (1). Pickoffs - Team (0), Opp (1). SBA/ATT - LaRue, N. (3-5), Gonzalez, J. (0-2), Bright, T. (1-1), Burkhalter (1-1), Allsup, C. (1-1).

AUBURN REGIONAL STATS



**2022 Auburn Baseball
Overall Statistics for Auburn (as of Jun 06, 2022)
(Auburn Regional Sorted by Batting avg)**



Record: 3-0 Home: 3-0 Away: 0-0 SEC: 0-0

Player	avg	gp-gs	ab	r	h	2b	3b	hr	rbi	tb	slg%	bb	hp	so	gdp	ob%	sf	sh	sb-att	po	a	e	fld%	
17 DiChiara, Sonny	.600	3-3	15	8	9	0	0	2	7	15	1.000	4	0	2	0	.684	0	0	0-0	23	2	0	1.000	
4 Moore, Brody	.533	3-3	15	6	8	1	1	1	6	14	.933	3	0	2	0	.611	0	0	0-0	3	10	1	.929	
1 Rambusch, Blake	.444	3-3	9	7	4	1	0	0	1	5	.556	5	3	0	1	.706	0	0	0-0	2	3	0	1.000	
31 Bello, Mike	.417	3-3	12	3	5	1	0	0	3	6	.500	0	1	2	0	.400	2	0	0-0	4	0	0	1.000	
7 Foster, Cole	.400	3-3	15	6	6	3	0	3	12	18	1.200	1	2	3	0	.474	1	0	0-0	5	4	0	1.000	
19 Carlson, Brooks	.385	3-3	13	5	5	2	0	1	5	10	.769	1	0	2	0	.400	1	0	0-1	0	0	0	.000	
5 Howell, Kason	.364	3-3	11	4	4	3	0	0	1	7	.636	5	2	0	0	.611	0	0	0-1	5	0	0	1.000	
28 LaRue, Nate	.300	3-3	10	4	3	1	0	2	6	10	1.000	4	0	5	0	.500	0	0	0-0	30	4	0	1.000	
27 Peirce, Bobby	.143	3-3	14	5	2	0	0	1	3	5	.357	3	1	5	0	.333	0	0	0-0	4	0	0	1.000	

16 Hill, Cam	.667	2-0	3	1	2	0	0	1	3	5	1.667	1	0	1	0	.750	0	0	0-0	0	0	0	.000	
8 Ware, Bryson	.500	3-0	2	1	1	0	1	0	2	3	1.500	1	0	0	0	.667	0	0	0-0	0	0	0	.000	
11 Farquhar, Garrett	.000	2-0	2	1	0	0	0	0	0	0	.000	1	0	0	0	.333	0	0	0-0	0	0	0	.000	
50 Wyandt, Jake	.000	1-0	2	0	0	0	0	0	0	0	.000	0	0	1	0	.000	0	0	0-0	1	1	0	1.000	
6 Dyal, Ryan	.000	1-0	1	0	0	0	0	0	0	0	.000	0	0	1	0	.000	0	0	0-0	2	0	0	1.000	
Totals	.395	3	124	51	49	12	2	11	49	98	.790	29	9	24	1	.524	4	0	0-2	81	28	1	.991	
Opponents	.265	3	102	18	27	6	0	4	18	45	.441	15	1	34	2	.361	1	0	2-3	78	28	7	.938	

LOB - Team (37), Opp (20). DPs turned - Team (4), Opp (3). IBB - Team (2), DiChiara, S. 2.

(Auburn Regional Sorted by Earned run avg)

Player	era	w-l	app	gs	cg	sho	sv	ip	h	r	er	bb	so	2b	3b	hr	b/avg	wp	hp	bk	sfa	sha
18 Barnett, Mason	0.00	1-0	1	1	0	0/0	0	5.1	1	0	0	3	10	1	0	0	.059	0	0	0	0	0
54 Copeland, Konner	0.00	0-0	1	0	0	0/0	0	2.2	4	3	0	2	4	2	0	0	.333	0	0	0	0	0
45 Gonzalez, Joseph	4.50	1-0	1	1	0	0/0	0	6.0	4	3	3	4	3	1	0	0	.211	0	0	0	0	0
21 Bright, Trace	7.20	1-0	1	1	0	0/0	0	5.0	6	4	4	2	10	2	0	1	.300	0	1	0	0	0

14 Fuller, Brooks	0.00	0-0	1	0	0	0/0	0	1.1	0	0	0	1	0	0	0	0	.000	0	0	0	0	0
41 Armstrong, John	4.50	0-0	1	0	0	0/0	0	2.0	3	1	1	1	0	0	0	0	.375	0	0	0	0	0
40 Burkhalter, Blake	9.00	0-0	1	0	0	0/0	0	2.0	5	2	2	0	3	0	0	1	.455	0	0	0	0	0
29 Skipper, Carson	10.80	0-0	1	0	0	0/0	0	1.2	2	2	2	1	2	0	0	0	.333	1	0	0	1	0
32 Swilling, Carson	27.00	0-0	1	0	0	0/0	0	1.0	2	3	3	1	2	0	0	2	.400	0	0	0	0	0
Totals	5.00	3-0	3	3	0	0/0	0	27.0	27	18	15	15	34	6	0	4	.265	1	1	0	1	0
Opponents	15.23	0-3	3	3	0	0/0	0	26.0	49	51	44	29	24	12	2	11	.395	3	9	2	4	0

PB - Team (0), Opp (1). SBA/ATT - LaRue, N. (2-3), Burkhalter (1-1), Gonzalez, J. (0-1), Bright, T. (1-1).

CORVALLIS SUPER REGIONAL STATS



**2022 Auburn Baseball
Overall Statistics for Auburn (as of Jun 14, 2022)
(Corvallis Super Regional Sorted by Batting avg)**



Record: 2-1 Home: 0-0 Away: 2-1 SEC: 0-0

Player	avg	gp-gs	ab	r	h	2b	3b	hr	rbi	tb	slg%	bb	hp	so	gdp	ob%	sf	sh	sb-att	po	a	e	fld%	
4 Moore, Brody	.364	3-3	11	1	4	2	0	0	3	6	.545	0	0	1	0	.333	1	1	0-0	3	5	0	1.000	
17 DiChiara, Sonny	.300	3-3	10	3	3	0	0	2	4	9	.900	2	1	4	0	.462	0	0	0-0	19	3	0	1.000	
19 Carlson, Brooks	.250	3-3	12	1	3	1	0	0	1	4	.333	1	0	3	0	.308	0	0	0-0	0	0	0	.000	
31 Bello, Mike	.222	3-3	9	1	2	0	0	0	1	2	.222	1	0	0	0	.300	0	0	0-0	5	0	0	1.000	
7 Foster, Cole	.200	3-3	10	4	2	1	0	0	0	3	.300	2	1	3	1	.385	0	0	1-1	2	6	0	1.000	
27 Peirce, Bobby	.182	3-3	11	3	2	1	0	1	1	6	.545	2	0	4	0	.308	0	0	0-0	4	1	0	1.000	
28 LaRue, Nate	.182	3-3	11	0	2	0	0	0	1	2	.182	0	0	3	0	.182	0	0	0-0	35	3	0	1.000	
1 Rambusch, Blake	.000	3-3	12	0	0	0	0	0	0	0	.000	0	0	1	0	.000	0	1	0-0	0	1	0	1.000	
5 Howell, Kason	.000	3-3	9	1	0	0	0	0	0	0	.000	1	2	1	0	.250	0	0	0-0	10	0	0	1.000	

8 Ware, Bryson	.000	1-0	1	0	0	0	0	0	0	0	.000	0	0	1	0	.000	0	0	0-0	1	0	0	1.000	
6 Dyal, Ryan	.000	1-0	1	0	0	0	0	0	0	0	.000	0	0	1	0	.000	0	0	0-0	0	0	0	.000	
Totals	.186	3	97	14	18	5	0	3	11	32	.330	9	4	22	1	.279	1	2	1-1	81	21	2	.981	
Opponents	.238	3	101	12	24	4	1	4	11	42	.416	13	1	35	0	.330	0	2	1-2	81	32	2	.983	

LOB - Team (18), Opp (24). DPs turned - Team (0), Opp (1). IBB - Team (1), DiChiara, S. 1.

(Corvallis Super Regional Sorted by Earned run avg)

Player	era	w-l	app	gs	cg	sho	sv	ip	h	r	er	bb	so	2b	3b	hr	b/avg	wp	hp	bk	sfa	sha
47 Sheehan, Tommy	0.00	1-0	1	0	0	0/0	0	3.1	2	0	0	1	3	0	0	0	.167	0	0	0	0	0
43 Isbell, Chase	0.00	0-0	1	0	0	0/0	0	2.2	0	0	0	2	4	0	0	0	.000	0	0	0	0	0
18 Barnett, Mason	2.08	0-0	1	1	0	0/0	0	4.1	5	1	1	3	5	0	1	0	.278	0	0	0	0	0
40 Burkhalter, Blake	2.45	0-0	2	0	0	0/0	2	3.2	2	1	1	0	7	1	0	0	.154	2	0	0	0	0
29 Skipper, Carson	3.60	1-0	2	0	0	0/0	0	5.0	3	2	2	2	9	0	0	1	.167	0	0	0	0	0
45 Gonzalez, Joseph	3.60	0-1	1	1	0	0/0	0	5.0	7	3	2	0	5	1	0	2	.350	0	0	0	0	1

41 Armstrong, John	0.00	0-0	2	0	0	0/0	0	1.2	1	0	0	1	0	0	0	0	.250	0	0	0	0	1
46 Allsup, Chase	13.50	0-0	1	0	0	0/0	0	0.2	1	1	1	1	0	0	0	0	.333	0	0	0	0	0
21 Bright, Trace	54.00	0-0	1	1	0	0/0	0	0.2	3	4	4	3	2	2	0	1	.600	0	1	0	0	0
Totals	3.67	2-1	3	3	0	0/0	2	27.0	24	12	11	13	35	4	1	4	.238	2	1	0	0	2
Opponents	4.33	1-2	3	3	0	0/0	1	27.0	18	14	13	9	22	5	0	3	.186	3	4	0	1	2

SBA/ATT - LaRue, N. (1-2), Gonzalez, J. (0-1), Allsup, C. (1-1).

AUBURN vs OLE MISS**2022 Auburn Baseball
Ole Miss vs #14 Auburn**

Jun 18, 2022 at Omaha, Neb. (Charles Schwab Field)

**Ole Miss 5 (38-22)**

Player	ab	r	h	rbi	bb	so	po	a	lob
Justin Bench 3b	5	0	0	0	0	2	0	3	3
Jacob Gonzalez ss	4	0	1	0	0	0	0	2	0
Tim Elko 1b	4	1	1	0	1	2	8	0	0
Kevin Graham lf	5	2	3	1	0	1	1	0	1
Kemp Alderman dh	4	1	2	2	0	2	0	0	0
Hayden Dunhurst c	2	0	0	0	1	2	12	2	2
Calvin Harris rf	4	1	2	0	0	2	3	0	2
Peyton Chatagnier 2b	4	0	1	0	0	0	2	1	0
TJ McCants cf	4	0	1	1	0	2	1	0	0
Dylan DeLucia p	0	0	0	0	0	0	0	0	0
Josh Mallitz p	0	0	0	0	0	0	0	0	0
Totals	36	5	11	4	2	13	27	8	8

Auburn 1 (42-21)

Player	ab	r	h	rbi	bb	so	po	a	lob
Rambusch, Blake 3b	4	0	0	0	0	2	1	3	0
Foster, Cole 2b	2	0	0	0	0	1	1	0	0
Farquhar, Garrett 2b	2	1	1	0	0	1	1	2	0
DiChiara, Sonny 1b	4	0	1	0	0	1	8	1	0
Peirce, Bobby rf	4	0	1	1	0	1	2	0	0
Carlson, Brooks dh	3	0	0	0	0	1	0	0	0
Moore, Brody ss	3	0	1	0	0	0	0	0	0
Howell, Kason cf	3	0	0	0	0	2	1	0	3
LaRue, Nate c	3	0	0	0	0	2	11	2	0
Bello, Mike lf	3	0	0	0	0	2	1	0	0
Gonzalez, Joseph p	0	0	0	0	0	0	1	1	0
Skipper, Carson p	0	0	0	0	0	0	0	0	0
Totals	31	1	4	1	0	13	27	9	3

Score by Innings	1	2	3	4	5	6	7	8	9	R	H	E
Ole Miss	2	0	1	0	0	2	0	0	0	5	11	1
Auburn	0	0	0	0	0	0	1	0	0	1	4	1

E - J. Gonzalez(12); Rambusch, B.(6). DP - Auburn 2. LOB - Ole Miss 8; Auburn 3. 2B - K. Graham(10); Farquhar, G.(4). HR - K. Graham(11). HBP - J. Gonzalez; H. Dunhurst.

Ole Miss	ip	h	r	er	bb	so	ab	bf	np	Auburn	ip	h	r	er	bb	so	ab	bf	np
Dylan DeLucia	7.2	4	1	1	0	10	28	28	114	Gonzalez, Joseph	5.0	7	4	4	1	7	21	24	73
Josh Mallitz	1.1	0	0	0	0	3	3	3	15	Skipper, Carson	4.0	4	1	1	1	6	15	16	50

Win - D. DeLucia (7-2). Loss - Gonzalez, J. (7-4). Save - None.

WP - Skipper, C. 2(7). HBP - by Gonzalez, J. (J. Gonzalez); by Gonzalez, J. (H. Dunhurst). Pitches/strikes: D. DeLucia 114/79; J. Mallitz 15/11; Gonzalez, J. 73/48; Skipper, C. 50/36.

Umpires - HP: Grady Smith 1B: Darren Hyman 2B: Kevin Sweeney 3B: Scott Cline
 Start: 6:09 pm Time: 2:38 Attendance: 25217
 Weather: 93-Mostly Sunny-W:18 MPH SSE
 Gonzalez, J. faced 2 batters in the 6th.

GAME SUMMARY



**2022 Auburn Baseball
Games Summary for Auburn (as of Jun 19, 2022)
(All games)**



Score by innings	1	2	3	4	5	6	7	8	9	EX	Total
Auburn	55	51	64	57	57	48	48	44	21	3	448
Opponents	43	26	20	29	32	49	57	37	19	3	315

Record when ...

Overall	42-21	After 6 leading	31-4
Conference	16-13 trailing	4-13
Non-Conference	26-8 tied	7-4
Home games	25-9	After 7 leading	34-2
Away games	12-9 trailing	4-16
Neutral site	5-3 tied	3-2
Day games	15-11	After 8 leading	37-2
Night games	27-10 trailing	3-16
vs Left starter	10-5 tied	1-2
vs Right starter	32-16		
1-Run games	10-5	Hit 0 home runs	15-9
2-Run games	8-3	... 1 home run	11-4
5+Run games	16-5	... 2+ home runs	16-8
Extra innings	3-3		
Shutouts	4-1	Opponent 0 home runs	18-4
	 1 home run	17-7
	 2+ HRs	7-10
Scoring 0-2 runs	2-7		
..... 3-5 runs	8-10	Made 0 errors	22-5
..... 6-9 runs	16-4 1 error	18-13
..... 10+ runs	16-0 2+ errors	2-3
Opponent 0-2 runs	16-0		
..... 3-5 runs	18-10	Opp. made 0 errors	16-10
..... 6-9 runs	7-5 1 error	15-9
..... 10+ runs	1-6 2+ errors	11-2
Scored in 1st inning	13-6	Out-hit opponent	28-4
Opp. scored in 1st	15-9	Out-hit by opponent	8-16
Scores first	23-6	Hits are tied	6-1
Opp. scores first	19-15		

Record when team scores:

Runs	0	1	2	3	4	5	6	7	8	9	10+
W-L	0-1	0-3	2-3	2-4	4-5	2-1	8-2	2-0	5-2	1-0	16-0

Record when opponent scores:

Runs	0	1	2	3	4	5	6	7	8	9	10+
W-L	4-0	8-0	4-0	6-2	7-2	5-6	2-1	4-2	0-0	1-2	1-6

Record when leading after:

Inn.	1	2	3	4	5	6	7	8
W-L	10-5	20-4	28-5	30-3	35-3	31-4	34-2	37-2

Record when trailing after:

Inn.	1	2	3	4	5	6	7	8
W-L	12-8	11-9	6-11	6-13	3-15	4-13	4-16	3-16

Record when tied after:

Inn.	1	2	3	4	5	6	7	8
W-L	20-8	11-8	8-5	6-5	4-3	7-4	3-2	1-2

Current losing streak: 1
 Longest winning streak: 7
 Longest losing streak: 2

Home attendance : 123851 (34 dates avg = 3642)
 Away attendance : 164742 (28 dates avg = 5883)
 Total attendance: 288593 (62 dates avg = 4654)

TV/RADIO ROSTER



1 BLAKE RAMBUSCH



2 JOSH HALL



4 BRODY MOORE




5 KASON HOWELL



6 RYAN DYAL



7 COLE FOSTER



8 BRYSON WARE



9 CADE GRANZOW



11 GARRETT FARQUHAR



13 BEN SCHORR




14 BROOKS FULLER



16 CAM HILL



17 SONNY DICHIARA



18 MASON BARNETT



19 BROOKS CARLSON



20 HAYDEN MULLINS



21 TRACE BRIGHT




22 GARRETT WADE




23 PARKER CARLSON




27 BOBBY PEIRCE



28 NATE LARUE



29 CARSON SKIPPER



31 MIKE BELLO



32 CARSON SWILLING



34 BEN BOSSE



37 MASON LAND



40 BLAKE BURKHALTER




41 JOHN ARMSTRONG



43 CHASE ISBELL



44 GRANT NEWTON



45 JOSEPH GONZALEZ



46 CHASE ALLSUP



47 TOMMY SHEEHAN



50 JAKE WYANDT



51 LUKE BURK



52 JORDAN ARMSTRONG



54 KONNER COPELAND



57 TYLER DRABICK



72 BRODY MOSS



30 BUTCH THOMPSON



35 KARL NONEMAKER



39 GABE GROSS



15 TIM HUDSON