



2022 AUBURN BASEBALL

AUBURN ATHLETICS COMMUNICATIONS: 392 SOUTH DONAHUE DRIVE || AUBURN, AL 36849 || AUBURNTIGERS.COM || @AUBURN_BASEBALL

2022 SCHEDULE

Day	Date	Opponent	Time/Result
Fri	Feb. 18	vs. Oklahoma	L, 0-3
Sat	Feb. 19	vs. #12 Texas Tech	W, 2-1
Sun	Feb. 20	vs. Kansas State	W, 12-1
WED	FEB. 23	TROY	W, 13-1
FRI	FEB. 25	YALE	W, 9-0
SAT	FEB. 26	YALE	W, 4-3
SAT	FEB. 26	YALE	L, 4-5 (10)
TUE	MAR. 1	ALABAMA STATE	W, 13-7
WED	MAR. 2	UAB	W, 16-1
FRI	MAR. 4	RHODE ISLAND	W, 7-2
SAT	MAR. 5	RHODE ISLAND	W, 16-0
SAT	MAR. 5	RHODE ISLAND	W, 12-0
SUN	MAR. 6	RHODE ISLAND	W, 14-1
Wed	Mar. 9	vs. Tennessee Tech	W, 4-3
FRI	MAR. 11	MIDDLE TENNESSEE	L, 8-10
SAT	MAR. 12	MIDDLE TENNESSEE	W, 10-7
SUN	MAR. 13	MIDDLE TENNESSEE	L, 3-4 (8)
THU	MAR. 17	#1 OLE MISS	L, 6-13
FRI	MAR. 18	#1 OLE MISS	W, 19-5
SAT	MAR. 19	#1 OLE MISS	L, 2-15
Tue	Mar. 22	vs. South Alabama	W, 13-12
Fri	Mar. 25	at Texas A&M	W, 6-5 (10)
Sat	Mar. 26	at Texas A&M	L, 4-5 (11)
Sun	Mar. 27	at Texas A&M	W, 13-9
TUE	MAR. 29	JACKSONVILLE STATE	L, 2-5
Thu	Mar. 31	at #12 LSU	W, 6-5
Fri	Apr. 1	at #12 LSU	L, 2-9
Sat	Apr. 2	at #12 LSU	W, 6-4
Tue	Apr. 5	at UAB	W, 6-4
FRI	APR. 8	#12 VANDERBILT	W, 5-1
SAT	APR. 9	#12 VANDERBILT	L, 4-19
SUN	APR. 10	#12 VANDERBILT	W, 8-2
TUE	APR. 12	SAMFORD	W, 4-1
Thu	Apr. 14	at Miss. State	L, 6-7
Fri	Apr. 15	at Miss. State	L, 5-9
Sat	Apr. 16	at Miss. State	W, 3-2
TUE	APR. 19	ALABAMA STATE	W, 6-5 (10)
WED	APR. 20	KENNESAW STATE	W, 14-1
FRI	APR. 22	SOUTH CAROLINA	W, 6-3
SAT	APR. 23	SOUTH CAROLINA	W, 8-6
SUN	APR. 24	SOUTH CAROLINA	W, 2-0
Tue	Apr. 26	at Jacksonville State	W, 8-4
Fri	Apr. 29	at #1 Tennessee	L, 4-17
Sat	Apr. 30	at #1 Tennessee	W, 8-6
Sun	Apr. 31	at #1 Tennessee	L, 3-5
FRI	MAY 6	#3 ARKANSAS	L, 8-11
SAT	MAY 7	#3 ARKANSAS	W, 5-3
SUN	MAY 8	#3 ARKANSAS	L, 4-7
Tue	May 10	at Troy	W, 11-4
FRI	MAY 13	ALABAMA	7:30 PM
SAT	MAY 14	ALABAMA	2 PM
SUN	MAY 15	ALABAMA	3 PM
Tue	May 17	at Samford	6 pm
Thu	May 19	at Kentucky	5:30 pm
Fri	May 20	at Kentucky	5:30 pm
Sat	May 21	at Kentucky	1 pm

POSTSEASON

May 24-29	SEC Tournament	TBA
June 3-6	NCAA Regionals	TBA
June 10-13	NCAA Super Regionals	TBA
June 17-27	College World Series	TBA

Home games in **BOLD CAPS**

All home games at Plainsman Park | All times central
^ SEC Tournament



GAMES 50-52

AUBURN, ALA. (Samford Stadium-Hitchcock Field at Plainsman Park)



#20 **AUBURN TIGERS** (33-16, 13-11 SEC)

Head Coach: Butch Thompson (Birmingham-Southern, 1992)

Career Record: 251-179 (8th season) | Record at Auburn: 212-158 (7th season)

VS.



ALABAMA CRIMSON TIDE (27-22, 10-14 SEC)

Head Coach: Brad Bohannon (Berry College, 1998)

Career Record: 132-104 (5th season) | Record at Alabama: 132-104 (5th season)

» QUICK HITTERS

- Auburn enters the weekend in fourth in the SEC West and tied for fifth in the league standings.
- The Tigers are a game behind LSU and Texas A&M for second in the West.
- The team is 20-9 at home this season and has won eight of the last 10 home games.
- The Tigers have won 17 games in which they have trailed this season.
- Auburn has homered in a season-best seven straight games, totaling 12 homers during the span.
- Sonny DiChiara has homered in three straight games and his 16 homers are one shy of tying Edouard Julien for the most in a season since 2010.
- DiChiara has reached base in all 45 games this season and in 47 straight dating back to 2021, marking the second longest active streak in the country.
- Auburn is 135-165 all-time in the series against Alabama, which dates back to 1896.
- The Tigers have won seven of the last 11 meetings dating back to the 2018 season.
- All three meetings in last year's series and four of the last five were decided by one run.

PITCHING MATCHUP

AUBURN		ALABAMA	
FRI JR RHP Mason Barnett	(2-1, 4.22)	vs.	JR RHP Garrett McMillan (4-3, 3.41)
SAT JR RHP Trace Bright	(2-4, 4.26)	vs.	SR RHP Jacob McNairy (5-2, 4.61)
SUN SO RHP Joseph Gonzalez	(6-2, 2.98)	vs.	SO LHP Grayson Hitt (4-3, 5.02)

GAME INFO

Date: Friday-Sunday, May 13-15, 2022
Game Time: 7:30 p.m. / 2 p.m. / 3 p.m. CT
Site: Auburn, Ala. / Plainsman Park (4,096)
TV: SEC Network (Fri/Sun), SEC Network+
Talent (Fri/Sun): Mike Morgan (pxp), Todd Walker (color)
Talent (Sat): Brit Bowen (pxp), Mark Fuller (color)
Radio: 93.9 FM | AuburnTigers.com
Talent: Andy Burcham, Brad Law
Live Stats: StatBroadcast.com
Twitter Updates: @AuburnBaseball
Postgame Recap: AuburnTigers.com
Series History: Auburn trails, 135-165
Auburn: Auburn leads, 61-56
Tuscaloosa: Auburn trails, 50-78
Neutral: Auburn trails, 23-28
Last Meeting: Alabama 10, Auburn 9 (4/17/21)
Streak: L1

AUBURN

33-16, 13-11 SEC

Team Leaders

Batting Average:	SR IF Sonny DiChiara (.412)
Runs:	R-JR IF Blake Rambusch (44)
2B:	Two tied (15)
HR:	SR IF Sonny DiChiara (16)
RBI:	SR IF Sonny DiChiara (45)
Stolen Bases:	R-JR IF Blake Rambusch (14-19)

ALABAMA

27-22, 10-14 SEC

Team Leaders

Batting Average:	SO OF Caden Rose (.321)
Runs:	R-SO OF Andrew Pinckney (40)
2B:	Two tied (12)
HR:	JR IF Zane Denton (12)
RBI:	JR IF Zane Denton (41)
Stolen Bases:	SR OF Tommy Seidl (11-12)

POTENTIAL STARTING LINEUP

Pos.	#	Player	AVG	AB	R	H	2B	3B	HR	RBI	SB-SBA	BB
C	28	Nate LaRue	.228	101	14	23	6	0	4	23	2-2	9
1B	17	Sonny DiChiara	.412	148	43	61	15	0	16	45	0-0	53
2B	7	Cole Foster	.255	137	29	35	5	0	6	31	1-2	25
3B	11	Blake Rambusch	.358	204	44	73	10	1	4	34	14-19	22
SS	4	Brody Moore	.293	188	36	55	9	0	4	26	4-6	19
LF	37	Mason Land	.261	23	3	6	1	0	0	3	0-0	3
CF	5	Kason Howell	.301	196	41	59	15	2	2	31	11-12	21
RF	27	Bobby Peirce	.292	96	16	28	2	3	5	19	3-4	7
DH	19	Brooks Carlson	.310	126	27	39	5	0	5	22	0-0	15

AUBURN'S RECORD WHEN...

	2022	Under Thompson
Overall	33-16	212-158
SEC	13-11	76-97
Non-Conference	20-5	124-50
Postseason	0-0	15-14
Home	20-9	141-72
Away	9-6	51-67
Neutral	4-1	18-17
Current streak	W1	W1
Last 5 games	2-3	2-3
Last 10 games	6-4	6-4

Situational:

AU scores first	17-5	140-53
Opp. scores first	16-11	72-105
AU scores 4+ runs	30-10	192-73
AU scores 3 runs or less	3-6	20-85
AU leads after 7 innings	25-2	170-16
8 innings	28-2	192-14
AU trails after 7 innings	4-11	16-114
8 innings	3-12	7-124
Game tied after 7 innings	3-2	21-24
8 innings	1-1	6-14
Extra Innings	2-3	11-18
1-run games	8-4	44-43
2-run games	6-2	27-16
3-run games	3-4	23-22
Games decided by 5+ runs	13-5	97-48
vs. LH Starter	7-3	62-49
vs. RH Starter	26-13	151-108
More hits than opponent	22-4	156-29
Fewer hits than opponent	7-11	36-118
Hits are tied	4-1	18-12
AU has 10+ hits	20-6	128-62
Opp. has 10+ hits	8-9	51-99
Hit a home run	21-10	138-67
Opp. hits a home run	15-14	90-103
AU quality start	6-2	67-22
Opp. quality start	1-1	26-56
AU commits no errors	16-3	93-39
Opp. commits no error	14-6	59-78

By Day:

Sunday	6-3	34-29
Monday	0-0	1-2
Tuesday	7-1	44-17
Wednesday	4-0	18-6
Thursday	1-2	8-16
Friday	5-6	50-38
Saturday	9-4	54-48
Day Games (first pitch before 6 p.m.)	14-8	120-83
Night Games (first pitch after 6 p.m.)	19-8	93-75
Doubleheaders	4-2	25-15

By Month:

February	5-2	45-14
March	13-6	74-41
April	13-5	51-49
May	2-3	30-44
June	0-0	10-7

By Jersey:

White	7-3	57-33
Blue	6-3	39-32
Orange	8-4	47-33
Gray	5-2	25-37
Pinstripes	7-4	34-21
Cream Throwback	0-0	8-2

UNIVERSITY INFORMATION

Location	Auburn, Ala.
Enrollment	31,526
Founded	October 1, 1856
Nickname	Tigers
Colors	Burnt Orange and Navy Blue
President	Dr. Jay Gogue
Athletics Director	Allen Greene
Conference	Southeastern (SEC West)
Stadium / Capacity	Samford Stadium-Hitchcock Field at Plainsman Park / 4,096
Ticket Office Phone	855-282-2010

BASEBALL COACHING / SUPPORT STAFF

Head Coach	Butch Thompson (Birmingham-Southern, 1992)
Record at Auburn / Seasons	212-158 (.573) / 7th
Career Coaching Record / Seasons	251-179 (.584) / 8th
Assistant Coach	Karl Nonemaker (Vanderbilt, 2002)
Assistant Coach	Gabe Gross (Auburn, 2012)
Volunteer Assistant	Tim Hudson (Auburn, 2021)
Director of Player Development	Aaron Everett (UT Martin, 2012)
Director of Operations	Greg Drye (Southern Miss, 1998)
Athletic Trainer	Anthony Sandersen (South Dakota State, 2004)
Strength & Conditioning	Chris Joyner (Minnesota State - Mankato, 2001)

PROGRAM HISTORY

Modern Era Program Record (since 1949)	2,021-1,391-4 (.592)
College World Series Appearances / Last	5 / 2019
College World Series Record	3-10 (.231)
NCAA Regional Appearances / Last	22 / 2019
NCAA Regional Record	51-45 (.531)
NCAA Super Regional Appearances / Last	3 / 2019
NCAA Super Regional Record	3-5 (.375)
Last Postseason Opponent	Louisville / 2019 College World Series
Result	Lost, 5-3

POSTSEASON HISTORY

College World Series Appearances: 5 (1967, 1976, 1994, 1997, 2019)

Super Regional Appearances: 3 (1999, 2018, 2019)

NCAA Regional Appearances: 22 (1963, 1967, 1976, 1978, 1987, 1989, 1993-95, 1997-2003, 2005, 2010, 2015, 2017, 2018, 2019)

NCAA Regional Titles: 7 (1967, 1976, 1994, 1997, 1999, 2018, 2019)

MEDIA RELATIONS

Baseball Contact: George Nunnelley, Asst. Director - Athletics Comm.

Cell: 502-609-9982

Email: gnnunnelley@auburn.edu

Twitter: @gnunnelley

Associate AD: Kirk Sampson

2022 AUBURN BASEBALL ROSTER

No.	Name	Pos.	Cl.	B/T	Ht.	Wt.	Exp.	Hometown (Previous School)
1	Blake Rambusch	IF/OF	R-Jr.	R/R	5-9	175	JC	Austin, Texas (Grayson College)
2	Josh Hall	OF	R-Jr.	L/R	5-9	192	1L	Birmingham, Ala. (Ole Miss)
4	Brody Moore	IF	Sr.	R/R	5-11	183	3L	Oneonta, Ala. (Oneonta)
5	Kason Howell	OF	Sr.	R/R	6-0	180	3L	Argyle, Texas (Liberty Christian)
6	Ryan Dyal	C	R-So.	L/R	5-10	197	1L	Senoia, Ga. (East Coweta)
7	Cole Foster	IF	So.	S/R	6-1	190	1L	Plano, Texas (Plano Senior)
8	Bryson Ware	OF	Jr.	R/R	6-2	193	1L	Madison, Miss. (Pearl River CC)
9	Cade Granzow	RHP	Fr.	R/R	6-3	220	HS	Franklin, Tenn. (Brentwood)
11	Garrett Farquhar	IF	5th	R/R	5-11	187	2L	Hoover, Ala. (Shelton State CC)
13	Ben Schorr	C	R-Fr.	R/R	6-0	185	RS	Columbus, Ga. (Columbus)
14	Brooks Fuller	LHP	Sr.	L/L	6-3	210	3L	Auburn, Ala. (Auburn)
16	Cam Hill	IF/LHP	So.	L/L	6-5	214	1L	Madison, Ala. (Bob Jones)
17	Sonny DiChiara	IF	Sr.	R/R	6-1	263	TR	Hoover, Ala. (Samford)
18	Mason Barnett	RHP	Jr.	R/R	6-0	218	2L	Cartersville, Ga. (Cartersville)
19	Brooks Carlson	IF	Gr.	R/R	5-11	192	TR	Mobile, Ala. (Samford)
20	Hayden Mullins	LHP	Jr.	L/L	6-0	194	2L	Gallatin, Tenn. (Hendersonville)
21	Trace Bright	RHP	Jr.	R/R	6-4	199	2L	Montgomery, Ala. (Trinity Presbyterian)
22	Garrett Wade	LHP	R-Jr.	L/L	6-3	199	2L	Hartselle, Ala. (Hartselle)
23	Parker Carlson	RHP	Fr.	R/R	6-1	170	HS	Mobile, Ala. (Faith Academy)
27	Bobby Peirce	OF	R-Jr.	R/R	6-2	181	1L	Scottsdale, Ariz. (South Mountain CC)
28	Nate LaRue	C/RHP	Jr.	R/R	6-3	217	2L	Mobile, Ala. (McGill-Toolen)
29	Carson Skipper	LHP	Sr.	L/L	6-2	211	3L	Trussville, Ala. (Trussville)
31	Mike Bello	OF	Fr.	L/L	6-1	190	HS	Oak Ridge, N.J. (Pope John XXIII)
32	Carson Swilling	RHP	So.	R/R	5-11	196	1L	Smiths Station, Ala. (Smiths Station)
34	Ben Bosse	RHP	Fr.	R/R	6-1	194	HS	Brenham, Texas (Brenham)
37	Mason Land	IF	Jr.	L/R	5-10	173	JC	Cantonment, Fla. (Chattahoochee Valley CC)
40	Blake Burkhalter	RHP	Jr.	R/R	6-0	204	2L	Dothan, Ala. (Northview)
41	John Armstrong	RHP	Fr.	R/R	5-11	200	HS	Marietta, Ga. (Harrison)
43	Chase Isbell	RHP	Jr.	R/R	6-2	198	TR	Springville, Ala. (Samford)
44	Grant Newton	RHP	R-Jr.	R/R	6-4	236	TR	Orange County, Calif. (Santa Ana College)
45	Joseph Gonzalez	RHP	So.	R/R	6-4	230	1L	Humacao, P.R. (Leadership Christian Academy)
46	Chase Allsup	RHP	Fr.	R/R	6-1	220	HS	Dothan, Ala. (Dothan)
47	Tommy Sheehan	LHP	Gr.	L/L	6-0	209	TR	Brielle, N.J. (Notre Dame)
50	Jake Wyandt	C	Gr.	R/R	5-11	195	TR	Laurel, Md. (Presbyterian)
51	Luke Burk	IF	Jr.	R/R	6-0	219	JC	Galena, Mo. (Neosho County CC)
52	Jordan Armstrong	RHP	Sr.	R/R	6-2	184	JC	McDonough, Ga. (Chattahoochee Valley CC)
54	Konner Copeland	LHP	So.	L/L	6-2	189	JC	Mobile, Ala. (Pensacola State CC)
57	Tyler Drabick	RHP	Gr.	R/R	6-2	193	TR	Canton, Ohio (Lipscomb)
72	Brody Moss	IF	Fr.	L/R	5-11	173	HS	Helena, Ala. (Helena)

COACHES & STAFF

30	Butch Thompson	Head Coach
35	Karl Nonemaker	Assistant Coach
39	Gabe Gross	Assistant Coach
15	Tim Hudson	Volunteer Assistant Coach
	Aaron Everett	Director of Player Development
	Greg Drye	Director of Operations
	Chris Joyner	Strength & Conditioning
	Anthony Sandersen	Athletic Trainer
	Jeremy Page	Athletic Trainer Intern

PRONUNCIATION GUIDE

Ben BOSSE.....	BOSSY
Sonny DICHARA	De-SHARE-uh
Ryan DYAL.....	DIAL
Garrett FARQUHAR	FAR-kwar
Cade GRANZOW.....	Gran-ZO
KASON Howell.....	KAY-son
Chase ISBELL.....	IZ-bull
Ben SCHORR.....	SHORE
Jake WYANDT.....	Why-ANDT

30 BUTCH THOMPSON HEAD COACH

THE AUBURN SKIPPER

- Eight College World Series appearances / 17 postseason appearances
- 2013 National Runner-up (Mississippi State)
- 2001 National Champion (Birmingham-Southern)
- 2014 Baseball America/ABCA National Assistant Coach of the Year
- 2006 FCA Coach of the Year
- Coached 18 pitchers who went on to pitch in the Major Leagues
- Recruited and coached 33 pitchers who were drafted out of college that weren't drafted out of high school

Butch Thompson enters his seventh season at the helm of the program in 2021, posting a record of 179-142 in his first six seasons. He led the program to the first College World Series appearance in 22 years in 2019 and took the Tigers to three straight regionals for the first time since 2001-03.

Butch Thompson was named Auburn's head baseball coach on October 22, 2015 and enters his seventh season with the Tigers in 2021.

Thompson, who spent three seasons as an assistant coach and recruiting coordinator at Auburn from 2006-08, returned to The Plains after seven seasons at Mississippi State as both associate head coach and pitching coach.

A native of Amory, Miss., Thompson has coached 31 Division I All-Americans and 40 all-conference performers. He has seen 18 of his former pitchers make their Major League Baseball debuts, including 12 since 2014. Thompson has also turned 33 pitchers who went undrafted out of high school into MLB draft picks.

Thompson had three pitchers drafted in the first 11 rounds in 2014 and five pitchers drafted, including three in the top 10 rounds, in 2013. He added a first-round selection in the 2016 draft, a third-round pick in Keegan Thompson in 2017 and the first No. 1 overall pick in program history in Casey Mize in 2018. With Tanner Burns also going as a supplemental first round pick in 2020, Auburn became one of four programs with a pair of pitchers drafted in the first round from 2018-20.

Along with his pitching pedigree, Thompson is also considered one of the top recruiters in the country. Since 2003, he has secured 14 recruiting classes that were ranked in the top 10 by either Baseball America or Perfect Game, including the No. 5 signing class in 2017 and a program record No. 4 class in 2018. His classes signed from 2006-08 at Auburn each ranked in the top 18 nationally, including the No. 5 class in 2008, which included All-American and SEC Player of the Year Hunter Morris.

In 29 years of coaching at the collegiate level, including 20 in the Southeastern Conference, Thompson has coached eight College World Series participants, including leading the Tigers to the program's first trip to the College World Series in 22 years in 2019. Thompson has also coached one national champion and a national runner-up, won nine conference championships and made 17 postseason appearances. He has also served as an assistant under three National Coach of the Year recipients.

Thompson was named the 2006 Fellowship of Christian Athletes SEC Coach of the Year while at Auburn and the 2014 Baseball America and American Baseball Coaches Association (ABCA) National Assistant Coach of the Year while at Mississippi State.

Thompson has returned the Tigers to prominence in five seasons on The Plains as he has guided the team to a 179-142 overall record and took the team to three straight NCAA Tournament appearances for the first time since 2001-03, including back-to-back super regionals for the first time in program history. After advancing to the College World Series in 2019 and a winner-take-all game three in the Gainesville Super Regional in 2018, the Tigers finished those respective seasons ranked as high as No. 8 and No. 9. It marked the third time in program history the team has finished back-to-back seasons in the top 10.

Entering the 2019 postseason as the No. 2 seed in the Atlanta Regional, Auburn became the only program to sweep a regional on the road in each of the last two pot-seasons before also becoming the first team to defeat North Carolina in a Chapel Hill Super Regional in 2019, punching its ticket to Omaha for the first time since 1997.

In seven seasons at MSU, Thompson made four NCAA regional trips, two Super Regionals, won the SEC Tournament and advanced to the College World Series finishing as NCAA runner-up in 2013. In three of his last four seasons in Starkville, the Bulldogs' staff ERA finished no higher than 3.06. Thompson's 2013 pitching staff was one of two nationally to finish in the top 15 in ERA, strikeouts per nine innings and hits allowed per nine innings.



In addition to his experience at Auburn and Mississippi State, Thompson also spent four seasons at Georgia from 2002-05, including a trip to the College World Series in 2004. While there, he guided the development of future Major Leaguers Josh Fields, Mitchell Boggs and Brooks Brown.

Thompson launched his coaching career as pitching coach and top assistant at Huntingdon College (Ala.) in 1993, before returning to his alma mater in Birmingham, where he helped lead the Panthers to back-to-back Southern States Conference Championships and in 1995 coached BSC to its first NAIA World Series berth.

Thompson left BSC briefly to serve as head coach at Jefferson State Community College in Birmingham in 1997. While at JSCC, he was honored as the Regional Tournament Coach of the Year, the ABCA Alabama Junior College Coach of the Year and the Southeast Region Coach of the Year after guiding JSCC to a 39-21 mark, the AJCAA Region 22 State Championship and a third-place finish in the NJCAA Division II World Series.

He returned to Birmingham-Southern as top assistant the following season, beginning a four-year run during the most successful span in BSC baseball history. The Panthers won 196 games and four TranSouth Conference Championships and made three-consecutive appearances in the NAIA World Series. BSC's 2001 team posted a school-best 55-11 mark and captured the NAIA National Championship.

In 2002, Thompson joined the SEC baseball coaching fraternity as a pitching coach and recruiting coordinator at Georgia and has been a part of the league for the past 17 seasons.

Thompson currently serves as the large-school representative for the Alabama Baseball Coaches Association and is an All-American committee member representing the South region for the ABCA.

Thompson prepped at Amory (Miss.) High School and later starred as a pitcher at Itawamba (Miss.) Community College from 1989-90. He is a member of both the ICC Athletic Hall of Fame (Class of 2014) and MACCC Hall of Fame (Class of 2021).

Thompson earned a Bachelor's Degree in History at BSC in 1992 and completed a Master's Degree in Sports Administration at UAB in 1996. He is married to the former Robin Ashe of Birmingham, Ala., and they are the parents of three daughters --- Anna, Olivia and Madelyn Gail.

NATIONAL POLLS

NEWS & NOTES

BASEBALL AMERICA

May 9

1. Oregon State
2. Tennessee*
3. Oklahoma State
4. Virginia Tech
5. Arkansas*
6. Miami
7. Louisville
8. Notre Dame
9. Stanford
10. Gonzaga
11. Virginia
12. Texas A&M*
13. Florida State
14. LSU*
15. Texas Tech*
16. Texas State
17. Southern Miss
18. UConn
19. Maryland
20. TCU
21. **AUBURN**
22. UCLA
23. UC Santa Barbara
24. Oklahoma
25. Vanderbilt*

D1 BASEBALL

May 9

1. Tennessee*
2. Oregon State
3. Oklahoma State
4. Arkansas*
5. Virginia Tech
6. Miami
7. Louisville
8. Stanford
9. Texas Tech*
10. Texas A&M*
11. Gonzaga
12. Virginia
13. UConn
14. Southern Miss
15. Texas State
16. Notre Dame
17. LSU*
18. Maryland
19. UC Santa Barbara
20. **AUBURN**
21. Florida State
22. Texas
23. UCLA
24. Vanderbilt*
25. Grand Canyon

USA TODAY

May 9

1. Tennessee*
2. Oregon State
3. Oklahoma State
4. Arkansas*
5. Miami
6. Virginia Tech
7. Stanford
8. Louisville
9. Virginia
10. UConn
11. Souther Miss
12. Gonzaga
13. Texas Tech*
14. Notre Dame
15. LSU*
16. Texas A&M*
17. Maryland
18. Texas
19. Texas State
20. **AUBURN**
21. Vanderbilt*
22. Georgia
23. UC Santa Barbara
24. UCLA
25. Florida State

SCOUTING THE CRIMSON TIDE

- Alabama enters the weekend with a 27-22 overall record and 10-14 mark in SEC play.
- After winning a series against Texas A&M and sweeping Ole Miss in Oxford, the Crimson Tide have lost four straight weekend series, three of which came against ranked foes.
- Offensively, Alabama is hitting .283 as a team, led by three players with averages of .315 or higher - Caden Rose (.321), Tommy Seidl (.319) and Andrew Pinckney (.315).
- On the mound, the Crimson Tide have turned in a 4.33 staff ERA, good for sixth in the league.

HOME SWEET HOME

- Auburn is 20-9 in home games this season, including 7-5 in league games at Plainsman Park, and has won eight of the last 10 home games.
- The 20 home wins are five more than last year.
- The Tigers are outscoring opponents 232-138 while hitting .308 with a 3.84 ERA in 29 home games.

ROAD WARRIORS

- Starting with Tuesday win at Troy, five of Auburn's last eight regular season games are on the road.
- The Tigers are 13-7 in games played away from Plainsman Park, including 7-1 against non-conference opponents.
- The 13 wins away from home are the most in the conference this season.

AUBURN IN THE RANKINGS

- Auburn is ranked in all six major polls for the fifth straight week, checking in as high as No. 20 (D1 Baseball) and as low as No. 22 (NCBWA/Perfect Game).

TOO CLOSE FOR COMFORT

- After going 6-11 in one-run games last year, Auburn has surpassed its one-run win total from a season ago, going 8-4 in one-run games this season.
- The Tigers are 14-6 in games decided by one or two runs.

COMEBACK KIDS

- Auburn's win in the middle game against Arkansas last weekend marked the team's 17th win in a game in which the team has trailed this season, including the seventh win when trailing or tied after seven.
- The six-run comeback win against South Alabama on Mar. 22 was the team's largest since coming back from a seven-run deficit against Florida A&M on Feb. 22, 2017.

BULLPEN'S BRINGING IT

- Auburn's bullpen is 2-0 with a 1.76 ERA and 18 strikeouts in 15.1 innings in the last three games.
- Ten different pitchers have made a relief appearance, seven of which haven't allowed an earned run.

DIGGINT THE LONG BALL

- Auburn has homered in a season-best seven straight games and has 12 homers during the span.
- The Tigers homered in nine straight games from Apr. 1-16 a season ago, tying for the longest homer streak since homering in 26 straight games in 2010.

NCBWA

May 9

1. Oregon State
2. Tennessee*
3. Oklahoma State
4. Arkansas*
5. Virginia Tech
6. Miami
7. Louisville
8. Texas Tech
9. Stanford
10. UConn
11. Gonzaga
12. Southern Miss
13. Virginia
14. Maryland
15. Notre Dame
16. Texas A&M
17. Texas State
18. LSU*
19. Texas
20. UCLA
21. UC Santa Barbara
22. **AUBURN**
23. Florida State
24. Vanderbilt*
25. Georgia

PERFECT GAME

May 9

1. Tennessee*
2. Oregon State
3. Virginia Tech*
4. Oklahoma State
5. Miami
6. Arkansas*
7. UConn
8. Louisville
9. LSU*
10. Texas A&M*
11. Florida State
12. Gonzaga
13. Notre Dame
14. Southern Miss
15. Texas Tech
16. Texas
17. Stanford
18. Virginia
19. UC Santa Barbara
20. Grand Canyon
21. Oklahoma
22. **AUBURN**
23. UCLA
24. Texas State
25. East Carolina

COLLEGIATE BASEBALL

May 9

1. Oregon State
2. Tennessee*
3. Oklahoma State
4. Arkansas*
5. Miami
6. Louisville
7. Virginia Tech
8. UConn
9. UC Santa Barbara
10. Stanford
11. Texas A&M*
12. Texas State
13. Arizona
14. Ball State
15. UCLA
16. Vanderbilt*
17. Notre Dame
18. Virginia
19. LSU*
20. Southern Miss
21. **AUBURN**
22. Rutgers
23. Maryland
24. Grand Canyon
25. Georgia

AUBURN IN THE POLLS

BA D1 CB NC PG USA

Pre.	NR	NR	NR	NR	NR	NR
2/21	NR	NR	NR	NR	NR	NR
2/28	NR	NR	NR	NR	NR	NR
3/7	NR	NR	NR	NR	NR	NR
3/14	NR	NR	NR	NR	NR	NR
3/21	NR	NR	NR	NR	NR	NR

BA D1 CB NC PG USA

3/28	NR	NR	NR	NR	NR	NR
4/4	25	NR	18	NR	NR	NR
4/11	17	17	14	23	19	22
4/18	23	19	21	25	25	22
4/25	21	19	17	19	19	21
5/2	21	19	19	22	19	18

BA D1 CB NC PG USA

5/9	21	20	21	22	22	20
-----	----	----	----	----	----	----

THUNDER AND LIGHTNING

- Sonny DiChiara and Blake Rambusch have combined for 134 hits (.381 average) and 87 runs in their first 49 games at Auburn.
- The duo is one of only two sets of teammates to rank in the top 10 in hitting overall and in league play, ranking first and eighth overall and fourth and seventh in league play.

REACHING BASE AT RECORD-SETTING RATE

- DiChiara has reached base in all 45 games this season and in 47 straight games dating back to last year, good for the second longest active streak in the country.
- He has reached multiple times in 39 games this year, including 21 of 24 in SEC play, and has reached at least three times in 25 games.
- Along with DiChiara, leadoff hitter Blake Rambusch has reached base in 105 of 107 games dating back to 2019.

DICHIARA'S DIALED IN

- DiChiara leads the SEC in average (.412), on-base percentage (.576) and slugging percentage (.838), while also ranking top 10 in the country in all three categories.
- He has homered in three straight games for the second time this season, and his 16 homers are one shy of tying Edouard Julien for the most in a season since 2010.
- DiChiara ranks third among active players with 57 career home runs.
- With a homer Friday, DiChiara would become the first player to homer in three straight SEC games since 2010 and the first player to homer in four straight games since 2008.

WALK THIS WAY

- With seven games remaining in the regular season, DiChiara is seventh in single-season history with 53 walks, the most by an Auburn player since 2001.
- Frank Thomas holds the Auburn record with 73 walks drawn in 1989.
- He leads the SEC and is second in the country in walks and walks per game (1.18).

RAMBUSCH RAKES

- Rambusch, who ranked 11th in the NJCAA with a .444 average a season ago, leads the SEC and ranks 21st in the country with 73 hits and is tied for the league lead with 36 hits in conference play.
- Rambusch went on a 17-game hitting streak earlier this year, the longest by an Auburn player since 2015-16, and has a hit in 40 games this season, including multiple hits in 23 games.
- The redshirt junior has reached base in 105 of the last 107 games dating back to the final 13 games of his freshman season at Grayson.
- Including his time at Grayson, Rambusch collected his 200th career hit with an infield single to start the third inning of Tuesday's 11-4 win at Troy.

BOBBY'S FINDING BARRELS

- Since being inserted into the starting lineup in the middle game at LSU, Bobby Peirce is hitting .291 (25-for-86) and ranks second on the team with five HR and 17 RBI
- Peirce hit a two-run homer in the first inning of the series finale against Arkansas, marking his third homer in the last six games and his fourth in the last 10.
- The junior outfielder has hit a pair of game-winning homers in SEC play - one in the 7th inning of the series opener against South Carolina and another in the 9th inning of the middle game at No. 1 Tennessee.

NATE THE GREAT BEHIND THE PLATE

- Junior catcher Nate LaRue has started in 21 straight SEC games behind the plate and ranks third on the team with four homers and 14 RBI in league games.
- LaRue has raised his average 56 points in 12 games since Apr. 19 and is hitting .324 (12-for-37) during the span.
- Behind the plate, LaRue has thrown out eight of 11 would-be base stealers, good for the sixth most in the league.

GIVE IT TO 'EM, GONZO

- After turning in 7.0 scoreless innings vs. South Carolina on Apr. 24, Joseph Gonzalez had turned in four straight quality starts in SEC play, becoming the first Auburn pitcher to do so since Casey Mize in 2018.
- He also became the first Auburn pitcher to win four straight SEC starts since Keegan Thompson did so in 2015.

CLOSING TIME

- Blake Burkhalter leads the SEC and is fourth in the NCAA with 11 saves this season, tied for the sixth most in program history.
- He became the first Auburn pitcher in program history and first pitcher from the SEC since 2017 to record three saves in a series, accomplishing the feat vs. South Carolina.
- Burkhalter, who made his first appearance in five games at Troy Tuesday, has converted 11 of 12 save opportunities and is 1-0 with four saves and 15 strikeouts to one walk in seven appearances and 8.0 innings since Apr. 16.

THAT'S MOORE LIKE IT

- Senior Brody Moore, who is the son of former Auburn shortstop Brandon Moore (1991-94), has multiple hits in four straight games and is hitting .500 (9-for-18) during the span.
- After wearing No. 19 and playing second base/utility in his first three seasons on the Plains, Brody has a new number and position in 2022 - No. 4 and shortstop - just like his dad.
- Brandon hit .332 in four years and 242 games in an Auburn uniform. Brody, who collected his 100th career hit earlier this year, is a .300 hitter in parts of four seasons and 127 games, including 115 starts.

CARLSON'S COMING ON STRONG

- Brooks Carlson is riding a season-best eight-game hitting streak and is hitting .333 (10-for-30) with two doubles and two homers during the hot streak.
- Carlson is seventh among active NCAA Division I players with 277 career hits. He also ranks tied for eighth in runs (178), ninth in total bases (430), 13th in doubles (55) and 15th in RBI (166).
- He hit .300 or higher in each of his four seasons at Samford and is currently third on Auburn with a .310 average.

POSTSEASON PROJECTION

- Auburn enters the weekend No. 8 in the RPI.
- The Tigers were projected by D1 Baseball as the No. 8 national seed and by Baseball America as the No. 9 seed in the latest postseason projections released Wednesday.
- Auburn has hosted four NCAA Regionals with its latest coming in 2010.

SENIOR NIGHT

- Auburn will honor eight members of the senior class during a pregame recognition Saturday starting at approximately 1:30 p.m.
- Players Brody Moore, Kason Howell, Garrett Farquhar, Brooks Fuller, Garrett Wade and Carson Skipper as well as manager Bailey Decker and data analyst Riley Hubbard will be recognized.

200-WIN PLATEAU

- Head coach Butch Thompson won his 200th game in an Auburn uniform in a 5-1 win in the series opener against Vanderbilt on Apr. 8.
- Thompson is Auburn's third coach to amass 200 wins, joining Baird (634) and Nix (515).

AUBURN IN THE NATIONAL AND SEC RANKINGS			
(as of May 12)			
TEAM	TOTAL	NCAA	SEC
Sacrifice flies	28	12	1
Fielding percentage	.979	15	6
Shutouts	4	21	3
21 TRACE BRIGHT	TOTAL	NCAA	SEC
Starts	12	17	1
40 B. BURKHALTER	TOTAL	NCAA	SEC
Saves	11	6	1
17 SONNY DICHIARA	TOTAL	NCAA	SEC
On-base percentage	.576	2	1
Walks	53	2	1
BB/game	1.18	2	1
Slugging percentage	.838	4	1
Batting average	.412	9	1
45 JOSEPH GONZALEZ	TOTAL	NCAA	SEC
BB/9.0 IP	1.26	17	3
28 NATE LARUE	TOTAL	NCAA	SEC
Sacrifice flies	6	16	1
1 BLAKE RAMBUSCH	TOTAL	NCAA	SEC
Hits	73	21	1

THE LAST TIME...

BATTING SUPERLATIVES

5 hits in a game Anfernee Grier at Kennesaw St. [5-for-6] (4/12/16)
 6 hits in a game Tyler Johnstone vs. Elon [6-for-7, 2B, 3B] (2/25/05)

Reached base 6 times Bryson Ware vs. Alabama A&M [3-5, 3 BB] (2/24/21)

4 runs in a game
 5 runs in a game **Mike Bello at Texas A&M (3/27/22)**
 6 runs in a game Rankin Woley vs. #18 Boston College (3/6/21)
 Bryson Ware vs. Alabama A&M (2/24/21)

10-game hitting streak Rankin Woley, 12 games (2/28-3/21/21)
15-game hitting streak **Blake Rambusch, 17 games (3/5-4/1/22)**
 20-game hitting streak A. Grier, 22 games, (5/31/15-3/22/16)
 25-game hitting streak Justin Fradejas, 27 games (3/23-5/7/10)
 30-game hitting streak Casey Dunn, 31 games (2/22 [G1]-4/15/97)

3 doubles in a game Ryan Bliss vs. LSU (5/6/21)
 4 doubles in a game Ken Dempsey vs. Georgia (1971)

2 triples in a game Jay Gonzalez vs. Alabama State (2/28/12)
 3 triples in a game never

2 home runs in one game **Sonny DiChiara vs. #12 Vanderbilt (4/10/22)**
 3 home runs in one game Tony Caldwell at Kentucky (4/9/11)

7 RBI in a game Brody Moore vs. Alabama A&M (2/24/21)
 8 RBI in a game Justin Bryant at Georgia (3/19/10)
 9 RBI in a game Hunter Morris at Georgia (3/21/10)
 10 RBI in a game Bob Berry vs. Huntington (4/15/82)

Grand slam home run **Ryan Dyal vs. Rhode Island (3/6/22)**
 Inside-the-park home run Kason Howell at Alabama (4/15/21)
 HR to begin game Ryan Bliss vs. #11 Ole Miss (5/25/21)
 Two HR in one inning Dan Glevenyak at Jacksonville State (8th) (5/7/13)
 HR in consecutive at-bats Steven Williams vs. Texas A&M (5/15/21)
 HR in three consecutive at-bats Edouard Julien vs. Alabama A&M/at UCF (2/20-22/19)
HR in consecutive games **Sonny DiChiara vs. #3 Arkansas (5/7-8/22)**
HR in three consecutive games **Sonny DiChiara vs. Arkansas & Troy (5/7-10/22)**
 HR in three consecutive SEC games Trent Mummy (4/17-23/10)
 HR in four consecutive games Joseph Sanders (5/10-15/08)
 HR in four consecutive SEC games Mike Bianucci (5/2-9/08)
 HR in five consecutive games Tim Lemons (4/6-10/85)
Walk-off HR **Kason Howell vs. Yale (G1 - 2/26/22)**
 Pinch-hit HR Cam Hill vs. Kentucky (3/26/21)
 Pinch-hit grand slam Edouard Julien vs. BYU (G1 - 3/3/18)
 HR in first at-bat of season Steven Williams vs. Longwood (2/17/18)
 HR in both games of DH Dylan Ingram at #7 Mississippi St. (4/29/17)

Hit for the cycle Judd Ward [3B, 1B, HR, 2B] vs. Illinois-Chicago (G1 - 2/15/20)

Hit from both sides of plate in same inning Damon Haecker [5th inn.] vs. Jacksonville St. (3/15/17)
Two hits in same inning **Cam Hill [2B, 1B] vs. Rhode Island [1st] (G2 - 3/5/22)**

Stole home **Josh Hall vs. Kansas State (2/20/22)**
Stole two bases in a game **Blake Rambusch vs. Rhode Island (G1 - 3/5/22)**
 Stole three bases in a game Anfernee Grier vs. Southern (2/26/16)

Hit by a pitch 2 times in a game **Ryan Dyal vs. UAB (3/2/22)**
 Hit by a pitch 3+ times in a game Dan Glevenyak at Alabama (4) (4/11/14)

Scored 20 or more runs 20 vs. Wright State (2/29/20)
 Scored 25 or more runs 25 vs. Longwood (2/17/18)
 Scored 30 or more runs 33 vs. Alabama A&M (2/24/21)

Scored 5 runs in an Inning **5, at Jacksonville State (5th) (4/26/22)**
Scored 6 runs in an Inning **6, vs. Kennesaw State (3rd) (4/20/22)**
Scored 7 runs in an Inning **7, vs. South Alabama (4th) (3/22/22)**
 Scored 8 runs in an Inning 8, at UAB (5th) (3/19/19)
Scored 9 runs in an Inning **9, vs. Rhode Island (1st) (G1 - 3/5/22)**
 Scored 10+ runs in an Inning 14, vs. Alabama A&M (4th) (2/24/21)
 Recorded 10+ hits in an Inning 11, vs. Furman (5th) (2/12/00)
 Scored in every inning vs. Coppin State (3/18/14)

Recorded 15-19 hits **17, at Troy (5/10/22)**
 Recorded 20 or more hits 27, vs. Alabama A&M (2/24/21)

Hit 3 or more home runs in an inning 3, vs. Northeastern (6th) (G1 - 3/10/18)
Hit 3 or more home runs in a game **3, vs. #3 Arkansas (5/7/22)**
 Hit 5 or more home runs in a game 6, vs. Texas A&M (5/15/21)
 Hit 7 or more home runs in a game 7, vs. Mississippi State (5/8/10)
 Hit back-to-back home runs R. Woley & S. Williams vs. Samford (3rd) (4/20/21)
 Hit back-to-back-to-back home runs R. Bliss, T. Miller & R. Woley vs. Texas A&M (1st) (5/15/21)

Had 5 doubles **5, vs. Yale (2/25/22)**
 Had 6 doubles 6, vs. Jacksonville State (4/21/21)
 Had 7 doubles 7, vs. Chicago State (3/8/20)
 Had 8 doubles 8, vs. BYU (G1 - 3/3/18)
 Had 9+ doubles 11, vs. Alabama A&M (2/24/21)

Stole 5 bases in a game 5, vs. Bethune-Cookman (5/6/14)
 Stole 6 bases in a game 6, vs. #21 Tennessee (3/17/19)
 Stole 7 bases in a game 7, vs. Presbyterian (5/8/12)
 Stole 8 bases in a game 8, vs. Alcorn State (2/22/12)

Walked 10+ times **12, vs. #1 Ole Miss (3/18/22)**
 Did not strike out in a game vs. Belmont (3/11/12)

PITCHING SUPERLATIVES

INDIVIDUAL
 Nine-inning no-hitter Casey Mize vs. Northeastern (3/9/18)
 Nine-inning no-hitter (combined) Mike Mueller [2.0], Lee Carter [1.0],
 Brandon Channell [1.0], Reid Price [1.0], Andrew Skinner [1.0], Arnold Hughey [1.0], Ken Clayton [1.0], Cory Duettt [0.2], Sean Jones [0.1] vs. UAB (3/19/02)

Seven-inning no-hitter Jason Johnson vs. LaGrange College (4/30/91)

Nine-inning perfect game Eric Brandon vs. Murray State (3/2/02)
 Seven-inning perfect game Jason Johnson vs. LaGrange College (4/30/91)

Nine-inning one-hitter (individual) Keegan Thompson vs. Presbyterian (3/1/14)
 Nine-inning one-hitter (combined) Tanner Burns [7.0], Cody Greenhill [2.0] vs. Chicago State (3/6/20)

Five-inning one-hitter Kevin Davis [3.2], Jacob Milliman [1.1], vs. Radford (2/22/15)

Nine-inning two-hitter Tanner Burns [9.0] vs. Cincinnati (3/1/19)

Complete game **Joseph Gonzalez vs. #12 Vanderbilt (4/10/22)**
 Complete game shutout Jack Owen vs. UTSA (3/9/19)
 Consecutive complete games K. Thompson vs. Arkansas & LSU (4/4 & 4/11/15)

Struck out 10 batters 10 by Tanner Burns vs. Chicago State (3/6/20)
Struck out 11 batters **11 by Jordan Armstrong vs. Yale (2/25/22)**
 Struck out 12 batters 12 by Casey Mize at Kentucky (3/23/18)
 Struck out 13 batters 13 by Casey Mize vs. Texas A&M (3/16/18)
 Struck out 15 batters 15 by Tanner Burns vs. Cincinnati (3/1/19)

TEAM
Struck out 15+ batters **15, Barnett [5], Copeland [1], Allsup [3], Swilling [6] at Jacksonville State (4/26/22)**
 Struck out 20+ batters 20, Fuller [4], Watson [4], Anderson [3], Greenhill [4], Skipper [3], Wade [2] vs. #9 Arkansas (4/5/19)
 vs. Ga State, at Missouri (4/5-7/16)
2-0 vs. South Carolina (4/24/22)
16-0 / 12-0 [7] vs. Rhode Island (3/5/22)
 Three straight shutouts 2-0 vs. UT Martin / 6-0 vs. UTSA / 5-0 vs. UTSA (3/6-9/19)
Shut out an SEC opponent **2-0 vs. South Carolina (4/24/22)**
 Shut out an SEC opponent on the road 3-0 at Missouri (5/21/21)
 Consecutive SEC shutouts 5-0 and 4-0 at Miss. State (3/27-28/15)
 Consecutive SEC shutouts on the road 5-0 and 4-0 at Miss. State (3/27-28/15)
Was shut out **3-0 vs. Oklahoma (2/18/22)**
 Was held to one hit vs. #24 Missouri (4/1/18)
 Was no hit vs. #13 Arkansas (5/25/17)

FIELDING SUPERLATIVES
2 errors in a game **Jake Wyandt vs. #1 Ole Miss (3/17/22)**
 3 errors in a game Luke Jarvis vs. Presbyterian (3/11/07)
 4 errors in a game Brett Burnham at Alabama (4/5/00)

3 double plays turned in a game **vs. South Carolina (4/23/22)**
 4 double plays turned in a game at #1 Arkansas (4/3/21)
 5 double plays turned in a game never

Triple play (Auburn) vs. Memphis (5/22/78)
 Triple play (Opponent) at Florida [4th] (3/15/08)

Threw a runner out at HP to end game **Bryson Ware at Mississippi State (4/17/22)**

MISC. SUPERLATIVES
 Won 10 or more consecutive games 15 (2/24-3/22/19)
 Won 15 or more consecutive games 15 (2/24-3/22/19)
 Won 8 or more consecutive SEC games 9 (4/1-21/95)
 Lost 5 or more consecutive games 5 (4/2-11/21)

Home winning streak 21 (1964-66)
 Road winning streak 14 (1967/1995)
 Season-opening winning streak 17 (2/7-3/5/97)

Extra-innings victory **6-5, vs. Alabama State [10 inn] (4/19/22)**
Extra-innings loss **4-5, at Texas A&M [11 inn] (3/26/22)**

Swept a 3-game series vs. Presbyterian (2/19-21/21)
 Swept a road series at Alabama (4/20-21/18)
 Swept a road SEC series at Alabama (4/20-21/18)
Swept a SEC series **vs. South Carolina (4/22-24/22)**
Swept a 4-game series **Rhode Island (3/4-6/22)**
Swept a doubleheader **Rhode Island (3/5/22)**

Allowed 3 runs or fewer in a three-game series 2, vs. Chicago State (3/6-8/20)
Allowed 3 runs or fewer in a four-game series **3, vs. Rhode Island (3/4-6/22)**
 Allowed 3 runs or fewer in a SEC series 3, vs. Miss. State (3/27-29/15)
 Allowed 4 runs or fewer in a series 3, vs. UTSA (3/8-9/19)
 Allowed 4 runs or fewer in a SEC series 4, vs. Georgia (4/23-25/15)
 Allowed 3 runs or fewer in a road series 3, vs. Miss. State (3/27-29/15)
 Allowed 3 runs or fewer in a SEC road series 3, vs. Miss. State (3/27-29/15)

Overcome a deficit of 7+ runs 7 runs, [7-0, 12-8] vs. Florida A&M (2/22/17)

Won a 1-0 game vs. Mercer (5/30/15) [NCAA Regional]
 Lost a 1-0 game vs. Ohio State (2/15/14)

Walk-off win **vs. Alabama State [10 inn.] (4/19/22)**
Walk-off loss **at Mississippi State [9 inn.] (4/14/22)**

27 • BOBBY PEIRCE OF

6-2 • 181 • R-JR • Scottsdale, Ariz. • S. Mountain
 • Has homered three times in the last six games, including a game-winning 3R HR in 9th at UT (4/30)
 • Hit a go-ahead HR in the 7th inning vs. USC (4/22)
 • Made his 1st start at LSU on Apr. 1 and is second on the team with five HR and 17 RBI since

YEAR	AVG	GP-GS	AB	R	H	2B	3B	HR	RBI	SB-A
2019*	.315	56/-	203	34	64	8	4	8	27	7-9
2020*	.273	3/-	11	3	3	1	0	0	2	0-0
2021	.200	8/2	15	3	3	1	0	0	4	0-0
2022	.292	32-22	96	16	28	2	3	5	19	3-4
AU	.279	40-24	111	19	31	3	3	5	23	3-4
TOTAL	.302	99-24	325	56	98	12	7	13	52	10-13

SEASON HIGHS
 AB: 5, four times
 R: 2, two times
 H: 3, two times
 2B: 1, two times
 HR: 1, five times
 RBI: 3, two times

CAREER HIGHS
 5, 14 times
 3, vs. Alabama A&M (2/24/21)
 3, six times
 1, 12 times
 1, 13 times
 4, vs. Paradise Valley (2/26/19)

1 • BLAKE RAMBUSCH IF

5-9 • 175 • R-JR • Austin, Texas • Grayson
 • Went 3-for-6 at Troy, collecting his 23rd multi-hit game of the season and 200th career hit
 • Leads the league with 73 hits and is tied for the league lead with 36 hits in SEC play
 • Has reached base in 105 of the last 107 games dating back to the final 13 games of 2019
 • Rated by D1 Baseball as the No. 17 third baseman

YEAR	AVG	GP-GS	AB	R	H	2B	3B	HR	RBI	SB-A
2019*	.333	55-/	174	52	58	14	2	4	46	4-4
2021*	.444	45-/	160	60	71	16	3	3	40	33-34
2022	.358	49-49	204	44	73	10	1	4	34	14-19
TOTAL	.375	149-49	538	156	202	40	6	11	120	50-56

SEASON HIGHS
 AB: 6, three times
 R: 4, vs. Kansas State (2/20)
 H: 4, two times
 2B: 2, vs. Ole Miss (3/18)
 HR: 1, four times
 RBI: 4, vs. Ole Miss (3/18)

CAREER HIGHS
 7, at McLennan (3/18/21)
 4, four times
 4, six times
 3, vs. W. OK State (3/6/21)
 1, 11 times
 4, three times

8 • BRYSON WARE OF

6-2 • 193 • JR • Madison, Miss. • Pearl River
 • Threw out the tying run at the plate to end the game in the series finale at MSU (4/16)
 • Is the first AU player with multiple 6+ RBI games in the same season since Tony Caldwell in 2011

YEAR	AVG	GP-GS	AB	R	H	2B	3B	HR	RBI	SB-A
2020*	.321	16-/	53	14	17	3	3	5	17	4-5
2021	.254	43-37	138	36	35	6	1	6	26	4-5
2022	.230	40-23	87	21	20	8	1	1	19	4-4
AU	.244	83-60	225	57	55	14	2	7	45	8-9
TOTAL	.259	99-60	278	71	72	17	5	12	62	12-14

SEASON HIGHS
 AB: 5, three times
 R: 3, vs. UAB (3/2)
 H: 3, two times
 2B: 2, vs. UAB (3/2)
 HR: 1, vs. Troy (2/23)
 RBI: 6, two times

CAREER HIGHS
 5, seven times
 6, vs. AAMU (2/24/21)
 3, six times
 2, vs. UAB (3/2/22)
 1, 12 times
 6, two times

50 • JAKE WYANDT C

5-11 • 185 • GR • Laurel, Md. • Presbyterian
 • Named to the Buster Posey Award Watch List
 • Is a candidate for the Senior CLASS Award

YEAR	AVG	GP-GS	AB	R	H	2B	3B	HR	RBI	SB-A
2018*	.208	30-/	53	22	11	2	0	2	14	11-14
2019*	.253	40-/	91	29	23	4	1	1	12	17-18
2020*	.133	10-7	15	0	2	0	0	0	0	0-0
2021*	.228	41-39	123	21	28	6	1	3	16	3-8
2022	.237	19-13	38	8	9	1	0	1	12	1-1
TOTAL	.228	139-59	320	80	73	13	2	7	54	32-41

SEASON HIGHS
 AB: 4, two times
 R: 3, vs. UAB (3/2)
 H: 2, two times
 2B: 1, vs. Tennessee Tech (3/9)
 HR: 1, vs. Rhode Island (3/6)
 RBI: 4, vs. Rhode Island (3/6)

CAREER HIGHS
 5, three times
 3, vs. UAB (3/2/22)
 3, at Auburn (2/20/21)
 2, at ECU (2/27/21 - G2)
 1, seven times
 4, vs. Rhode Island (3/6/22)

PITCHER PROFILES

46 • CHASE ALLSUP RHP

6-1 • 220 • FR • Dothan, Ala. • Dothan
 • Made a pair of appearances against Arkansas
 • Pitched a season-high 2.2 IP w/ 3 K at Jax State (4/26)
 • Struck out a season-high five in 2.0 IP vs. Samford (4/12)
 • Earned his first save in 2.1 IP at UAB (4/5)
 • Struck out the side in his AU debut vs. K-State (2/20)

YEAR	ERA	W-L	G/S	IP	H	R	ER	BB	K	BAA
2022	2.57	1-0	16/0	21.0	16	10	6	14	26	.213

SEASON HIGHS
 IP: 2.2, at Jax State (4/26)
 H: 3, vs. MTSU (3/13)
 R: 4, vs. Ole Miss (3/18)
 ER: 2, vs. Ole Miss (3/18)
 K: 5, vs. Samford (4/12)
 BB: 2, four times
 PC: 49, vs. Ole Miss (3/18)

CAREER HIGHS
 2.2, at Jax State (4/26/22)
 3, vs. MTSU (3/13/22)
 4, vs. Ole Miss (3/18/22)
 2, vs. Ole Miss (3/18/22)
 5, vs. Samford (4/12/22)
 2, four times
 49, vs. Ole Miss (3/18/22)

41 • J. ARMSTRONG RHP

5-11 • 200 • FR • Marietta, Ga. • Harrison
 • Making his first appearances since Mar. 29, pitched 2.2 scoreless innings with four Ks vs. Arkansas (5/8)

YEAR	ERA	W-L	G/S	IP	H	R	ER	BB	K	BAA
2022	2.08	0-0	11/0	8.2	6	6	2	7	12	.214

SEASON HIGHS
 IP: 2.2, vs. Arkansas (5/8)
 H: 2, vs. Ole Miss (3/17)
 R: 3, two times
 ER: 2, vs. Ole Miss (3/17)
 K: 4, vs. Arkansas (5/8)
 BB: 2, two times
 PC: 40, vs. Arkansas (5/8)

CAREER HIGHS
 2.2, vs. Arkansas (5/8/22)
 2, vs. Ole Miss (3/17/22)
 3, two times
 2, vs. Ole Miss (3/17/22)
 4, vs. Arkansas (5/8/22)
 2, two times
 40, vs. Arkansas (5/8/22)

52 • J. ARMSTRONG RHP

6-2 • 184 • SR • McDonough, Ga. • Chatt Valley
 • Made his first start since Mar. 29 at Troy (5/10), allowing 3 runs on 3 hits in 4.1 IP
 • Struck out six of eight batters faced vs. Samford (4/12)
 • Earned the win in 2.1 IP in relief at UAB (4/5)
 • Pitched 3.0 scoreless in relief and earned the win in the series opener at A&M (3/25)

YEAR	ERA	W-L	G/S	IP	H	R	ER	BB	K	BAA
2019*	3.19	8-4	17/13	79.0	70	38	28	29	77	.222
2020*	2.57	2-2	6/6	35.0	34	15	10	4	41	.245
2021*	1.65	11-0	13/13	71.0	48	23	13	15	79	.179
2022	5.46	3-1	13/5	29.2	34	20	18	14	40	.281
TOTAL	2.89	25-7	49/37	214.2	186	96	69	62	237	---

SEASON HIGHS
 IP: 5.1, vs. Yale (2/25)
 H: 4, five times
 R: 4, two times
 ER: 4, vs. MTSU (3/11)
 K: 11, vs. Yale (2/25)
 BB: 4, vs. Alabama St. (4/19)
 PC: 73, vs. Yale (2/25)

CAREER HIGHS
 8.0, at Coastal Ala-Monroeville (5/8/21)
 11, at Coastal Ala-Bay Minette (3/30/19)
 6, three times
 5, vs. Gordon State (2/2/19)
 11, vs. Yale (2/25/22)
 4, three times
 73, vs. Yale (2/25/22)

18 • MASON BARNETT RHP

6-0 • 218 • JR • Cartersville, Ga. • Cartersville
 • Is 2-1 with a 4.41 ERA in nine starts this season
 • Posted a 3.38 ERA in five relief appearances
 • Allowed two runs in 4.0 IP in his 2nd SEC start vs. Ark
 • Matched a season high with eight K to zero BB in 5.0 IP vs. Kennesaw State (4/19)

YEAR	ERA	W-L	G/S	IP	H	R	ER	BB	K	BAA
2020	3.52	0-0	6/0	7.2	5	4	3	3	16	.192
2021	5.40	2-4	16/6	40.0	39	28	24	21	43	.265
2022	4.22	2-1	14/9	42.2	42	21	20	20	55	.258
TOTAL	4.68	4-5	36/15	90.1	86	53	47	44	114	.256

SEASON HIGHS
 IP: 5.0, three times
 H: 6, two times
 R: 5, vs. Ole Miss (3/17)
 ER: 5, vs. Ole Miss (3/17)
 K: 8, two times
 BB: 3, two times
 PC: 88, vs. Tennessee Tech (3/9)

CAREER HIGHS
 7.0, vs. Little Rock (3/13/21)
 6, three times
 6, at Ole Miss (3/20/21)
 5, two times
 9, vs. Little Rock (3/13/21)
 5, at Arkansas (4/3/21)
 91, vs. Little Rock (3/13/21)

34 • BEN BOSSE RHP

6-1 • 194 • FR • Brenham, Texas • Brenham
 • Struck out the side in his AU debut vs. Yale (2/25)
 • Has made just one appearance since Mar. 13

YEAR	ERA	W-L	G/S	IP	H	R	ER	BB	K	BAA
2022	3.86	0-0	7/0	4.2	4	3	2	2	6	.235

SEASON HIGHS
 IP: 1.0, three times
 H: 2, two times
 R: 1, three times
 ER: 1, two times
 K: 3, vs. Yale (2/25)
 BB: 1, two times
 PC: 18, vs. Yale (2/25)

CAREER HIGHS
 1.0, three times
 2, two times
 1, three times
 1, two times
 3, vs. Yale (2/25/22)
 1, two times
 18, vs. Yale (2/25/22)

21 • TRACE BRIGHT RHP

6-4 • 199 • JR • Montgomery, Ala. • Trinity
 • Is the only pitcher to start all 12 weekends this season
 • Turned in three straight quality starts from 2/26-3/13
 • Pitched 5.2 IP with 8 K in middle game at UT (4/30)
 • Pitched 5.2 scoreless before 3R HR vs. SC (4/23)
 • Rated by D1 Baseball as the No. 95 starting pitcher

YEAR	ERA	W-L	G/S	IP	H	R	ER	BB	K	BAA
2020	8.38	1-1	3/3	9.2	10	9	9	7	12	.278
2021	6.98	4-4	19/11	49.0	53	42	38	18	43	.276
2022	4.26	2-4	12/12	61.1	53	34	29	30	67	.231
TOTAL	5.70	7-9	34/26	120.0	116	85	76	55	122	.254

SEASON HIGHS
 IP: 6.0, three times
 H: 7, at MSU (4/15)
 R: 6, two times
 ER: 6, vs. Vandy (4/9)
 K: 8, three times
 BB: 5, vs. Arkansas (5/7)
 PC: 108, at MSU (4/15)

CAREER HIGHS
 6.0, four times
 7, at MSU (4/15/22)
 7, at Ole Miss (3/21/21)
 7, at Ole Miss (3/21/21)
 8, three times
 5, vs. Arkansas (5/7/22)
 108, at MSU (4/15/22)

40 • B. BURKHALTER RHP

6-0 • 204 • JR • Dothan, Ala. • Northview
 • Made his first appearance since the series opener at Tennessee at Troy Tuesday - 1.1 IP, 0 H, 0 R, 0 BB, 2 K
 • Went 1-0 w/ 3 saves, 12 K in 4 app from 4/19-24
 • Leads the SEC and ranks 6th in NCAA with 11 saves
 • Became the first pitcher in program history and first pitcher in SEC since 2017 with 3 saves in a weekend
 • Earned a save or a win in 15 of his first 22 appearances
 • Named to the NCBWA Stopper of the Year Midseason watch list and rated by D1 Baseball as the No. 27 RP

YEAR	ERA	W-L	G/S	IP	H	R	ER	BB	K	BAA
2020	2.08	0-0	4/0	4.1	6	1	1	3	3	.462
2021	1.71	1-0	17/0	21.0	14	5	4	16	30	.182
2022	3.31	4-1	22/0	32.2	19	14	12	7	50	.165
TOTAL	2.64	5-1	43/0	58.0	39	20	17	26	83	.190

SEASON HIGHS
 IP: 2.2, two times
 H: 5, vs. Ole Miss (3/19)
 R: 5, vs. Ole Miss (3/19)
 ER: 5, vs. Ole Miss (3/19)
 K: 5, vs. Alabama St. (4/19)
 BB: 4, at MSU (4/14)
 PC: 50, vs. S. Alabama (3/22)

CAREER HIGHS
 2.2, two times
 5, vs. Ole Miss (3/19/22)
 5, vs. Ole Miss (3/19/22)
 5, vs. Ole Miss (3/19/22)
 5, vs. Alabama St. (4/19/22)
 4, at MSU (4/14/22)
 50, vs. S. Alabama (3/22/22)

23 • P. CARLSON RHP

6-1 • 170 • FR • Mobile, Ala. • Faith Academy
 • Suffered the loss in relief vs. Jax State (3/29)
 • Earned his first career win and struck out four in 3.0 innings of relief vs. URI (3/6)

YEAR	ERA	W-L	G/S	IP	H	R	ER	BB	K	BAA
2022	8.59	1-1	5/0	7.1	8	7	7	3	10	.267

SEASON HIGHS
 IP: 3.0, vs. Rhode Island (3/6)
 H: 3, vs. MTSU (3/13)
 R: 3, vs. MTSU (3/13)
 ER: 3, vs. MTSU (3/13)
 K: 4, vs. Rhode Island (3/6)
 BB: 2, vs. Jax State (3/29)
 PC: 40, vs. Rhode Island (3/6)

CAREER HIGHS
 3.0, vs. Rhode Island (3/6/22)
 3, vs. MTSU (3/13/22)
 3, vs. MTSU (3/13/22)
 3, vs. MTSU (3/13/22)
 4, vs. Rhode Island (3/6/22)
 2, vs. Jax State (3/29/22)
 40, vs. Rhode Island (3/6/22)

54 • K. COPELAND LHP

6-2 • 178 • SO • Mobile, Ala. • Pensacola State

- Recorded two outs with a strikeout at Troy Tuesday
- Pitched the final 2.0 innings and earned his first SEC win at Tennessee (4/30)
- Earned his second win in 1.1 IP at Jax State (4/26)
- Pitched 4.0 scoreless with 8 K and earned his first win in an Auburn uniform vs. KSU (4/20)

CAREER STATISTICS

YEAR	ERA	W-L	G/S	IP	H	R	ER	BB	K	BAA
2021*	1.74	7-1	12/8	57.0	43	14	11	16	81	.211
2022	5.11	3-0	8/2	12.1	16	8	7	6	15	.327
TOTAL	2.34	10-12/10	69.1	59	22	18	22	96	--	

SEASON HIGHS

IP: 4.0, vs. Kennesaw St. (4/20)
H: 5, vs. Alabama State (3/1)
R: 4, vs. Arkansas (5/6)
ER: 4, vs. Arkansas (5/6)
K: 8, vs. Kennesaw St. (4/20)
BB: 2, two times
PC: 68, vs. Kennesaw St. (4/20)

CAREER HIGHS

7.0, two times
 11, at Chipola (3/20/21)
 4, three times
 4, two times
 12, at NW FL State (4/30/21)
 2, eight times
 68, vs. Kennesaw St. (4/20/22)

57 • TYLER DRABICK RHP

6-2 • 193 • GR • Canton, Ohio • Lipscomb

- Made his first appearance since Apr. 9 at Troy (5/10)
- Earned the win and matched a career best with five strikeouts in his Auburn debut vs. Alabama State (3/1)

CAREER STATISTICS

YEAR	ERA	W-L	G/S	IP	H	R	ER	BB	K	BAA
2018*	3.52	0-0	11/1	15.1	12	7	6	6	14	.203
2019*	3.73	1-0	14/0	31.1	20	13	15	29	163	
2020*	11.57	0-1	5/0	4.2	10	6	2	3	435	
2021*	2.81	1-0	23/0	32.0	20	11	10	12	46	.180
2022	9.82	1-0	8/0	7.1	10	10	8	5	13	.323
TOTAL	4.27	3-1	61/1	90.2	72	54	43	41	105	--

SEASON HIGHS

IP: 2.1, vs. Alabama State (3/1)
H: 5, vs. Vandy (4/9)
R: 4, vs. Vandy (4/9)
ER: 4, vs. Vandy (4/9)
K: 5, vs. Alabama State (3/1)
BB: 2, vs. Alabama State (3/1)
PC: 46, vs. Alabama State (3/1)

CAREER HIGHS

3.2, vs. Toledo (5/3/19)
 5, three times
 5, at Northern Illinois (4/19/19)
 5, at Northern Illinois (4/19/19)
 5, four times
 2, eight times
 46, vs. Alabama State (3/1/22)

14 • BROOKS FULLER LHP

6-3 • 210 • SR • Auburn, Ala. • Auburn

- Turned in 1.1 scoreless IP with 1 BB and 1 K at Troy
- Pitched a scoreless 9th in finale vs. Arkansas (5/8)

CAREER STATISTICS

YEAR	ERA	W-L	G/S	IP	H	R	ER	BB	K	BAA
2019	4.50	2-2	20/8	44.0	39	30	22	35	36	.239
2020	2.25	1-1	3/2	8.0	11	3	2	1	7	.333
2021	8.50	0-0	16/0	18.0	24	18	17	17	20	.316
2022	11.57	0-0	6/0	4.2	8	6	6	6	6	.381
TOTAL	5.67	3-3	45/10	74.2	82	57	47	59	69	.280

SEASON HIGHS

IP: 1.1, at Troy (5/10)
H: 3, vs. Alabama State (3/1)
R: 4, vs. Alabama State (3/1)
ER: 4, vs. Alabama State (3/1)
K: 2, two times
BB: 2, vs. Alabama State (3/1)
PC: 27, vs. Alabama State (3/1)

CAREER HIGHS

6.0, at Texas A&M (4/13/19)
 5, three times
 5, vs. Baylor (2/27/21)
 5, vs. Baylor (2/27/21)
 6, vs. Ole Miss (4/20/19)
 4, at South Carolina (3/30/19)
 93, at Texas A&M (4/13/19)

45 • J. GONZALEZ RHP

6-4 • 230 • SO • Humacao, PR • Leadership CA

- Suffered back-to-back losses vs. No. 1 and No. 3
- Pitched 7.0 scoreless innings and earned his fourth straight win vs. USC (4/24)
- Is the first AU pitcher since Casey Mize in 2018 with four straight quality starts in SEC play
- Is the first AU pitcher to win four straight SEC starts since Keegan Thompson in 2015
- Turned in Auburn's first SEC CG since 2018 and the second by an SEC pitcher vs. Vandy (4/10)

CAREER STATISTICS

YEAR	ERA	W-L	G/S	IP	H	R	ER	BB	K	BAA
2021	6.17	2-3	21/5	42.1	51	30	29	10	30	.293
2022	2.98	6-2	11/10	57.1	62	20	19	8	36	.278
TOTAL	4.33	8-5	32/15	99.2	113	50	48	18	66	.285

SEASON HIGHS

IP: 9.0, vs. Vandy (4/10)
H: 9, two times
R: 5, two times
ER: 5, two times
K: 8, two times
BB: 3, vs. Texas Tech (2/19)
PC: 110, at MSU (4/16)

CAREER HIGHS

9.0, vs. Vandy (4/10/22)
 9, two times
 9, vs. Miss. State (4/11/21)
 9, vs. Miss. State (4/11/21)
 8, two times
 5, at Arkansas (4/3/21)
 110, at MSU (4/16/22)

9 • CADE GRANZOW RHP

6-3 • 220 • FR • Franklin, Tenn. • Brentwood

- Didn't allow a run in his first four appearances
- Matched season high with 1.2 IP vs. Vandy (4/9)

CAREER STATISTICS

YEAR	ERA	W-L	G/S	IP	H	R	ER	BB	K	BAA
2022	4.91	0-0	7/0	7.1	9	4	4	4	4	.333

SEASON HIGHS

IP: 1.2, two times
H: 2, three times
R: 2, at MSU (4/15)
ER: 2, at MSU (4/15)
K: 2, vs. Rhode Island (3/5)
BB: 2, at MSU (4/15)
PC: 30, vs. Vandy (4/9)

CAREER HIGHS

1.2, two times
 2, three times
 2, at MSU (4/15/22)
 2, at MSU (4/15/22)
 2, vs. Rhode Island (3/5/22)
 2, at MSU (4/15/22)
 30, vs. Vandy (4/9/22)

43 • CHASE ISBELL RHP

6-2 • 198 • JR • Springville, Ala. • Samford

- Earned his first Auburn win at Troy Tuesday
- Has a 1.42 ERA in his last 5 app and 6.1 IP
- Matched a season-high with 2.1 IP vs. Arkansas (5/7)
- Made his AU debut and threw a scoreless inning with a strikeout vs. S. Alabama (3/22)
- Coming off partial Tommy John surgery

CAREER STATISTICS

YEAR	ERA	W-L	G/S	IP	H	R	ER	BB	K	BAA
2020*	3.38	1-0	5/0	5.1	3	4	2	7	6	.167
2021*	2.32	4-2	26/0	31.0	19	9	8	13	44	.173
2022	7.71	1-1	10/10	11.2	14	10	10	7	13	.298
TOTAL	3.75	6-4	41/0	48.0	36	23	20	27	63	--

SEASON HIGHS

IP: 2.1, two times
H: 5, vs. Vandy (4/9)
R: 5, at LSU (4/1)
ER: 5, at LSU (4/1)
K: 3, two times
BB: 2, at LSU (4/1)
PC: 45, at Texas A&M (3/26)

CAREER HIGHS

3.0, at ETSU (5/21/21)
 4, at Wofford (4/20/21)
 5, at LSU (4/1/22)
 5, at LSU (4/1/22)
 6, at ETSU (5/21/21)
 2, five times
 57, at ETSU (5/21/21)

20 • HAYDEN MULLINS LHP

6-0 • 194 • JR • Gallatin, Tenn. • Hendersonville

- Missed his first SEC start last weekend (forearm)
- Pitched a career high 5.1 inning vs. USC (4/22)
- Struck out a career high nine batters in 4.1 scoreless IP vs. Vandy (4/8)
- Earned his first career SEC win in 5.0 innings against No. 1 Ole Miss (3/18)

CAREER STATISTICS

YEAR	ERA	W-L	G/S	IP	H	R	ER	BB	K	BAA
2020	3.68	1-0	5/0	7.1	4	3	3	6	10	.174
2021	2.38	2-0	7/0	11.1	10	4	3	4	19	.222
2022	3.63	2-1	11/8	34.2	23	16	14	25	43	.197
TOTAL	3.38	5-1	23/8	53.1	37	23	20	35	72	.200

SEASON HIGHS

IP: 5.1, vs. South Carolina (4/22)
H: 4, two times
R: 3, three times
ER: 3, two times
K: 9, vs. Vandy (4/8)
BB: 6, vs. Vandy (4/8)
PC: 93, vs. Vandy (4/8)

CAREER HIGHS

5.1, vs. South Carolina (4/22/22)
 4, at Texas A&M (3/25/22)
 3, four times
 3, three times
 9, vs. Vandy (4/8/22)
 6, vs. Vandy (4/8/22)
 93, vs. Vandy (4/8/22)

47 • TOMMY SHEEHAN LHP

6-0 • 209 • GR • Brielle, N.J. • Notre Dame

- Didn't allow an ER in 2 app and 1.2 IP vs. Arkansas
- Pitched 2.1 scoreless IP at Tennessee (4/29)
- Earned his first AU win in 3.2 IP vs. MTSU (3/13)
- Earned the 3.0-inning save in his first career relief appearances against URI (3/6)

CAREER STATISTICS

YEAR	ERA	W-L	G/S	IP	H	R	ER	BB	K	BAA
2018*	5.74	2-4	14/14	62.2	62	43	40	41	27	.264
2019*	4.58	5-6	15/15	92.1	100	62	47	23	62	.268
2020*	2.70	3-0	4/4	23.1	18	7	7	5	22	.202
2021*	6.75	0-1	2/2	8.0	10	6	6	5	10	.303
2022	5.96	1-0	12/3	22.2	19	17	15	18	18	.232
TOTAL	4.95	11-11	47/37	209.0	209	135	115	92	139	--

SEASON HIGHS

IP: 3.2, vs. MTSU (3/13)
H: 5, vs. Ole Miss (3/19)
R: 5, at Texas A&M (3/27)
ER: 5, at Texas A&M (3/27)
K: 5, vs. Rhode Island (3/6)
BB: 4, at Texas A&M (3/27)
PC: 52, vs. MTSU (3/13)

CAREER HIGHS

9.0, two times
 13, vs. North Carolina (4/13/19)
 11, vs. North Carolina (4/13/19)
 8, vs. North Carolina (4/13/19)
 9, at UAB (2/14/20)
 6, vs. Purdue (2/24/18)
 112, vs. North Carolina (4/13/19)

29 • CARSON SKIPPER LHP

6-2 • 211 • SR • Trussville, Ala. • Hewitt-Trussville

- Pitched 1.1 scoreless with 2 Ks Sunday vs. Arkansas
- Went 1-0 with 6 K, 3 holds in 4 app from 4/19-24
- Earned the win in 1.1 IP in the series opener vs. USC
- Pitched a perfect 8th inning in games two & three, inducing a double play w/ the tying run on in finale
- Hasn't walked a batter in seven appearances dating back to the series opener at LSU (3/31)

CAREER STATISTICS

YEAR	ERA	W-L	G/S	IP	H	R	ER	BB	K	BAA
2019	7.46	3-3	17/8	35.0	45	33	29	23	38	.306
2020	1.00	0-0	7/0	9.0	5	1	1	3	12	.167
2021	4.25	2-2	19/0	29.2	29	16	14	9	37	.248
2022	4.50	4-2	19/0	40.0	39	25	20	7	39	.253
TOTAL	5.07	9-7	62/8	113.2	118	75	64	42	126	.263

SEASON HIGHS

IP: 5.2, vs. MTSU (3/11)
H: 6, vs. MTSU (3/11)
R: 5, two times
ER: 5, vs. Arkansas (5/8)
K: 4, three times
BB: 2, two times
PC: 71, vs. MTSU (3/11)

CAREER HIGHS

5.2, vs. MTSU (3/11/22)
 6, vs. MTSU (3/11/22)
 5, four times
 5, two times
 8, vs. AAMU (2/19/19)
 4, at Georgia Tech (4/16/19)
 78, vs. Arkansas (4/5/19)

32 • CARSON SWILLING RHP

5-11 • 196 • SO • Smiths Station, Ala. • Smiths

- Earned the win in 2.0 scoreless vs. Arkansas (5/7)
- Struck out a career high six in 2.0 IP at Jax State (4/26)
- Got a strikeout to end the 7th and earned the win in game two vs. USC (4/23)
- Turned in 1.2 scoreless innings at LSU (4/1)
- Pitched a season-high 3.1 scoreless innings and struck out four vs. Ole Miss (3/17)

CAREER STATISTICS

YEAR	ERA	W-L	G/S	IP	H	R	ER	BB	K	BAA
2021	3.34	1-2	21/0	29.2	28	15	11	14	33	.248
2022	6.14	2-2	15/0	22.0	23	15	15	11	27	.274
TOTAL	4.53	3-4	36/0	51.2	51	30	26	25	60	.259

SEASON HIGHS

IP: 3.1, vs. Ole Miss (3/17)
H: 4, two times
R: 3, three times
ER: 3, three times
K: 6, at Jax State (4/26)
BB: 2, four times
PC: 58, vs. Ole Miss (3/17)

PITCHING CAREERS

CHASE ALLSUP'S CAREER APPEARANCES

2022 - FRESHMAN YEAR

Date	Opp (Res.)	DEC	QS	IP	H	R	ER	BB	SO	HR	ERA	NP
2/20	vs. Kansas State (W, 12-1)	-	-	1.0	0	0	0	0	3	0	0.00	14
2/25	YALE (W, 9-0)	-	-	1.0	0	0	0	2	2	0	0.00	25
3/2	UAB (W, 16-1)	-	-	1.0	0	0	0	1	2	0	0.00	20
3/9	vs. Tennessee Tech (W, 4-3)	-	-	2.0	2	0	0	1	3	0	0.00	39
3/13	MIDDLE TENNESSEE-G1 (W, 10-7)	-	-	1.1	3	1	0	1	3	0	0.00	35
3/18	#1 OLE MISS (W, 19-5)	-	-	1.1	2	4	2	2	2	1	2.35	49
3/26	at Texas A&M (L, 4-5 [11])	-	-	0.1	0	0	0	0	0	0	2.25	1
3/27	at Texas A&M (W, 13-9)	W	-	1.0	0	1	0	1	0	0	2.00	19
4/5	at UAB (W, 6-4)	S	-	2.1	2	1	1	0	2	1	2.38	34
4/12	SAMFORD (W, 4-1)	-	-	2.0	1	0	0	0	5	0	2.03	33
4/19	ALABAMA STATE (W, 6-5 [10])	-	-	0.2	0	0	0	2	0	0	1.93	15
4/22	SOUTH CAROLINA (W, 6-3)	-	-	0.2	0	0	0	0	0	0	1.84	5
4/26	at Jax State (W, 8-4)	-	-	2.2	2	1	1	0	3	1	2.08	31
4/30	at #1 Tennessee (W, 8-6)	-	-	1.1	2	1	1	1	1	0	2.41	41
5/6	#3 ARKANSAS (L, 8-11)	-	-	1.2	1	0	0	1	0	0	2.21	21
5/8	#3 ARKANSAS (L, 4-7)	-	-	0.2	1	1	1	2	0	0	2.57	22

JOHN ARMSTRONG'S CAREER APPEARANCES

2022 - FRESHMAN YEAR

Date	Opp (Res.)	DEC	QS	IP	H	R	ER	BB	SO	HR	ERA	NP
2/18	vs. Oklahoma (L, 0-3)	-	-	1.0	0	0	0	0	1	0	0.00	8
2/19	vs. #12 Texas Tech (W, 2-1)	-	-	0.2	0	0	0	0	1	0	0.00	13
2/25	YALE (W, 9-0)	-	-	0.2	0	0	0	0	2	0	0.00	9
2/26	YALE-G2 (L, 4-5 [10])	-	-	0.2	1	0	0	0	1	0	0.00	12
3/1	ALABAMA STATE (W, 13-7)	-	-	0.2	1	0	0	0	2	0	0.00	16
3/9	vs. Tennessee Tech (W, 4-3)	-	-	0.1	1	0	0	0	1	0	0.00	5
3/11	MIDDLE TENNESSEE (L, 8-10)	-	-	0.1	0	3	0	2	1	0	0.00	18
3/17	#1 OLE MISS (L, 6-13)	-	-	0.0	2	3	2	2	0	0	4.15	19
3/22	vs. South Alabama (W, 13-12)	-	-	0.1	0	0	0	0	0	0	3.86	4
3/29	JAX STATE (L, 2-5)	-	-	1.1	1	0	0	1	0	0	3.00	26
5/8	#3 ARKANSAS (L, 4-7)	-	-	2.2	0	0	0	1	4	0	2.08	40

*- Starter

JORDAN ARMSTRONG'S CAREER APPEARANCES

2019 - FRESHMAN YEAR AT CHATTAHOOCHEE VALLEY

Date	Opp (Res.)	DEC	QS	IP	H	R	ER	BB	SO	HR	ERA	NP
2/2	*vs. Gordon State (L, 2-6)	L	-	4.0	3	6	5	4	2	1	11.25	--
2/9	*at Pensacola State (W, 9-3)	W	-	5.2	7	3	2	1	9	0	6.52	--
2/15	ABRAHAM BALDWIN (W, 11-7)	-	-	2.0	2	2	2	1	2	0	6.94	--
2/22	at Tallahassee (W, 6-4)	W	-	4.1	5	1	1	2	4	0	5.63	--
3/5	GORDON STATE (L, 2-12)	-	-	1.0	1	0	0	0	2	0	5.29	--
3/5	*at Wallace-Selma (W, 7-4)	W	X	7.0	4	3	3	2	5	0	4.88	--
3/16	*ENTERPRISE STATE (W, 10-2)	W	-	5.0	2	1	0	1	6	0	4.03	--
3/23	at Lawson State (L, 1-6)	-	-	3.0	2	1	1	0	2	0	3.94	--
3/30	*at Coastal Alabama-BM (W, 9-8)	-	-	5.0	11	3	1	2	2	0	3.65	--
4/7	*at Coastal Alabama-BR (L, 2-3)	L	X	6.1	8	3	2	2	9	2	3.74	--
4/12	*at Coastal Alabama-MO (L, 1-2)	L	X	6.0	2	2	1	2	7	0	3.47	--
4/20	*BISHOP STATE (W, 3-2)	W	X	6.0	2	2	2	2	7	0	3.42	--
4/27	*WALLACE-DOTHAN (W, 4-0)	W	X	7.0	3	0	0	3	3	0	3.03	--
5/4	*LURLEEN B. WALLACE (W, 12-2)	W	-	3.0	2	0	0	3	3	0	2.89	--
5/10	*at Wallace State (W, 7-2)	W	X	6.0	5	2	2	2	7	0	2.90	--
5/15	*vs. Lurleen B. Wallace (W, 9-8)	-	-	3.0	4	3	3	1	5	1	3.15	--
5/27	*vs. Central Arizona (L, 2-10)	L	-	4.2	7	6	2	1	2	0	3.19	--

2020 - SOPHOMORE YEAR AT CHATTAHOOCHEE VALLEY

Date	Opp (Res.)	DEC	QS	IP	H	R	ER	BB	SO	HR	ERA	NP
2/1	*at LaGrange (W, 11-5)	-	-	4.0	8	3	2	0	6	0	4.50	--
2/8	*vs. St. Johns River State (L, 1-2)	L	-	5.0	6	2	2	1	8	0	4.00	--
2/15	*SNEAD STATE (L, 1-4)	L	-	6.0	7	4	4	0	9	1	4.80	--
2/22	*at Tallahassee (W, 7-1)	W	X	7.0	4	1	0	0	9	0	3.27	--
2/29	*at Gordon State (L, 5-6)	-	-	6.0	6	5	2	3	3	0	3.21	--
3/8	*COASTAL ALABAMA-BM (W, 1-0)	W	X	7.0	3	0	0	0	6	0	2.57	--

2021 - JUNIOR YEAR AT CHATTAHOOCHEE VALLEY

Date	Opp (Res.)	DEC	QS	IP	H	R	ER	BB	SO	HR	ERA	NP
2/2	*GORDON STATE (W, 7-2)	-	-	1.0	0	0	0	1	2	0	0.00	--
2/4	*CALHOUN (W, 10-0)	W	-	4.0	1	0	0	1	4	0	0.00	--
2/19	*vs. John A. Logan (W, 8-2)	W	-	5.0	3	2	1	0	7	0	0.90	--
2/25	*at Snead State (W, 13-5)	W	-	4.0	4	4	4	4	6	1	3.21	--
3/6	*at Coastal Alabama-Mo (W, 1-0)	W	X	7.0	3	0	0	1	6	0	2.14	--
3/13	*at Wallace-Selma (W, 14-1)	W	-	5.0	2	1	0	2	4	0	1.73	--
3/20	*COASTAL ALABAMA-BR (W, 4-1)	W	X	7.0	5	1	1	1	10	0	1.64	--
3/27	*at Coastal Alabama-BM (L, 3-4)	-	-	5.0	6	3	2	3	3	0	1.89	--
4/3	*ENTERPRISE STATE (W, 5-0)	W	X	7.0	4	0	0	0	8	0	1.60	--
4/11	*LURLEEN B. WALLACE (W, 4-3)	W	X	6.0	4	3	2	0	8	0	1.76	--
4/18	*vs. Bishop State (W, 10-0)	W	-	5.0	2	0	0	0	5	0	1.61	--
4/29	*WALLACE-DOTHAN (W, 8-3)	W	X	7.0	4	3	1	1	7	0	1.57	--
5/8	*at Coastal Alabama-Mo (W, 14-6)	W	-	8.0	10	6	2	1	9	0	1.65	--

2022 - SENIOR YEAR

Date	Opp (Res.)	DEC	QS	IP	H	R	ER	BB	SO	HR	ERA	NP
2/18	vs. Oklahoma (L, 0-3)	-	-	4.0	1	0	0	2	5	0	0.00	64
2/25	*YALE (W, 9-0)	W	-	5.1	4	0	0	0	11	0	0.00	73
3/4	*RHODE ISLAND (W, 7-2)	-	-	3.0	4	2	2	2	3	1	1.46	70
3/11	*MIDDLE TENNESSEE (L, 8-10)	L	-	0.2	4	4	4	1	0	0	4.15	28
3/19	#1 OLE MISS (L, 2-15)	-	-	1.1	4	1	1	0	3	0	4.40	32
3/25	at Texas A&M (W, 6-5[10])	W	-	3.0	3	0	0	0	4	0	3.63	39
3/29	*JAX STATE (L, 2-5)	-	-	3.0	3	1	1	1	2	0	3.54	41
4/5	at UAB (W, 6-4)	W	-	2.1	4	2	2	1	4	1	3.97	44
4/12	SAMFORD (W, 4-1)	S	-	2.0	0	0	0	2	6	0	3.65	45

4/19	ALABAMA STATE (W, 6-5 [10])	-	-	0.1	0	4	2	4	0	0	4.32	30
4/23	SOUTH CAROLINA (W, 8-6)	-	-	0.0	1	0	0	0	0	0	4.32	5
4/29	at #1 Tennessee (L, 4-17)	-	-	0.1	3	3	3	0	0	2	5.33	18
5/10	*at Troy (W, 11-4)	-	-	4.1	3	3	3	1	2	0	5.46	58

MASON BARNETT'S CAREER APPEARANCES

2020 - FRESHMAN YEAR

Date	Opp (Res.)	DEC	QS	IP	H	R	ER	BB	SO	HR	ERA	NP
2/15	ILLINOIS-CHICAGO (W, 7-3)	-	-	1.0	4	3	3	1	2	0	27.00	32
2/19	OAKLAND (W, 17-1)	-	-	1.0	0	0	0	0	2	0	13.50	10
2/25	ALABAMA A&M (W, 10-0)	-	-	1.0	0	0	0	1	2	0	9.00	17
3/1	WRIGHT STATE (W, 6-0)	-	-	1.0	0	0	0	1	2	0	6.75	21
3/8	CHICAGO STATE (W, 9-0)	-	-	1.0	1	0	0	0	3	0	5.40	19
3/10	GEORGIA TECH (L, 2-6)	-	-	2.2	0	1	0	0	5	0	3.52	35

2021 - SOPHOMORE YEAR

Date	Opp (Res.)	DEC	QS	IP	H	R	ER	BB	SO	HR	ERA	NP
2/21	*PRESBYTERIAN (W, 2-1 [10])	-	-	4.0	3	0	0	2	4	0	0.00	65
2/26	vs. #25 Oklahoma (L, 3-4 [10])	-	-	1.1	2	1	1	3	1	0	1.69	42
3/6	*#18 BOSTON COLLEGE (W, 16-1)	W	-	5.1	2	1	0	2	3	0	0.84	75
3/13	*LITTLE ROCK (W, 6-0)	W	X	7.0	2	0	0	1	9	0	0.51	91
3/20	*at #4 Ole Miss (L, 5-6)	L	-	3.0	5	6	4	2	4	0	2.18	72
3/27	*KENTUCKY (L, 6-7)	-	-	5.1	6	5	5	0	8	2	3.46	84
4/1	at #1 Arkansas (W, 2-1)	S	-	1.0	0	0	0	1	0	0	3.33	15
4/3	at #1 Arkansas (L, 5-6 [10])	-	-	1.2	2	1	1	5	0	0	3.45	45
4/11	#4 MISSISSIPPI STATE (L, 10-19)	-	-	2.0	4	2	2	0	1	0	3.82	33
4/17	at Alabama (L, 9-10)	-	-	1.1	4	2	2	2	1	0	4.22	34
4/21	*JAX STATE (W, 8-7 [10])	-	-	1.0	0	0	0	1	0	0	4.09	14
4/25	#10 FLORIDA (L, 4-6)	L	-	3.0	2	1	0	0	4	0	3.75	42
4/29	at #20 Georgia (L, 0-4)	-	-	1.0	2	2	2	1	2	1	4.14	24
5/6	LSU (L, 3-8)	-	-	1.0	2	1	1	0	2	0	4.26	18
5/15	TEXAS A&M (L, 9-11)	-	-	2.0	1	3	3	1	3	0	4.72	36
5/22	at Missouri (L, 6-7)	L	-	0.0	2	3	3	1	0	0	5.40	14

2022 - JUNIOR YEAR

Date	Opp (Res.)	DEC	QS	IP	H	R	ER	BB	SO	HR	ERA	NP
2/20	vs. Kansas State (W, 12-1)	-	-	1.0	0	0	0	1	0	0	0.00	13
2/23	TROY (W, 13-1)	-	-	1.0	0	0	0	0	0	0	0.00	6
2/26	YALE-G1 (W, 4-3)	-	-	1.0	1	0	0	1	0	0	0.00	20
3/2	*UAB (W, 16-1											

AUBURN 2022 AUBURN BASEBALL GAME NOTES

3/13	*MIDDLE TENNESSEE-G2 (L, 3-4)	-	X	6.0	6	3	3	3	4	0	1.17	91
3/19	*#1 OLE MISS (L, 2-15)	L	-	4.1	5	6	3	2	5	0	1.98	82
3/26	*at Texas A&M (L, 4-5 [11])	-	-	5.0	6	2	2	2	6	0	2.23	79
4/1	*at #12 LSU (L, 2-9)	L	-	4.1	4	3	3	4	6	1	2.70	93
4/9	*#12 VANDERBILT (L, 4-19)	L	-	3.1	6	6	6	3	3	2	3.83	69
4/15	*at Mississippi State (L, 5-9)	L	-	5.1	7	4	4	2	8	0	4.17	108
4/23	*SOUTH CAROLINA (W, 8-6)	-	-	5.2	6	3	3	2	4	1	4.24	88
4/30	*at #1 Tennessee (W, 8-6)	-	-	5.2	5	4	3	2	8	0	4.29	95
5/7	*#3 ARKANSAS (W, 5-3)	-	-	4.2	2	2	2	5	4	0	4.26	82

BLAKE BURKHALTER'S CAREER APPEARANCES

2020 - FRESHMAN YEAR												
Date	Opp (Res.)	DEC	QS	IP	H	R	ER	BB	SO	HR	ERA	NP
2/15	ILLINOIS-CHICAGO (W, 7-3)	-	-	1.0	1	0	0	1	1	0	0.00	14
2/23	UCF (L, 2-12)	-	-	1.0	3	1	1	1	0	0	4.50	20
2/26	ALABAMA A&M (W, 12-6)	-	-	1.1	1	0	0	1	2	0	2.70	23
3/8	CHICAGO STATE (W, 9-0)	-	-	1.0	1	0	0	0	0	0	2.08	8

2021 - SOPHOMORE YEAR

Date	Opp (Res.)	DEC	QS	IP	H	R	ER	BB	SO	HR	ERA	NP
2/20	PRESBYTERIAN (W, 6-1)	-	-	1.0	2	0	0	1	1	0	0.00	25
2/24	ALABAMA A&M (W, 33-0)	-	-	1.0	0	0	0	0	2	0	0.00	19
2/28	vs. Texas A&M (W, 6-1)	-	-	1.0	0	0	0	1	0	0	0.00	11
3/7	#18 BOSTON COLLEGE (L, 9-11 [10])	-	-	2.1	0	0	0	1	3	0	0.00	35
3/13	LITTLE ROCK (W, 6-0)	-	-	2.0	2	0	0	1	4	0	0.00	34
3/16	at Lipscomb (W, 9-7)	-	-	0.2	2	2	1	2	2	1	1.12	25
3/20	at #4 Ole Miss (L, 5-6)	-	-	1.0	0	0	0	2	0	0	1.00	18
3/27	KENTUCKY (L, 6-7)	-	-	1.2	1	1	1	1	3	1	1.69	22
4/2	at #1 Arkansas (L, 5-6)	-	-	0.2	0	0	0	1	0	0	1.59	19
4/11	#4 MISSISSIPPI STATE (L, 10-19)	-	-	0.1	0	0	0	2	1	0	1.54	14
4/21	JAX STATE (W, 8-7 [10])	-	-	2.0	1	1	1	0	2	1	1.98	31
5/1	at #20 Georgia (W, 9-7)	-	-	1.0	1	0	0	1	1	0	1.84	21
5/7	LSU (L, 6-9)	-	-	0.2	0	0	0	0	1	0	1.76	8
5/12	at Samford (I)	-	-	1.0	1	1	1	2	1	0	2.20	27
5/15	TEXAS A&M (L, 9-11)	-	-	0.2	0	0	0	0	1	0	2.12	8
5/18	NORTH ALABAMA (W, 14-6)	W	-	2.1	3	0	0	1	4	0	1.86	48
5/22	at Missouri (L, 6-7)	-	-	1.2	1	0	0	0	4	0	1.71	31

2022 - JUNIOR YEAR

Date	Opp (Res.)	DEC	QS	IP	H	R	ER	BB	SO	HR	ERA	NP
2/19	vs. #12 Texas Tech (W, 2-1)	S	-	2.0	0	0	0	0	1	0	0.00	16
2/26	YALE-G1 (W, 4-3)	W	-	2.0	0	0	0	0	2	0	0.00	21
3/1	ALABAMA STATE (W, 13-7)	-	-	1.1	2	1	1	0	2	0	1.69	21
3/4	RHODE ISLAND (W, 7-2)	S	-	2.0	1	0	0	0	4	0	1.23	26
3/9	vs. Tennessee Tech (W, 4-3)	W	-	1.1	0	0	0	0	4	0	1.04	19
3/13	MIDDLE TENNESSEE-G1 (W, 10-7)	S	-	2.0	0	0	0	0	2	0	0.84	34
3/13	MIDDLE TENNESSEE-G2 (L, 3-4)	-	-	1.0	0	0	0	0	0	0	0.77	21
3/19	#1 OLE MISS (L, 2-15)	-	-	0.2	5	5	5	0	1	3	4.38	19
3/22	vs. South Alabama (W, 13-12)	W	-	2.2	1	1	0	1	3	0	3.60	50
3/25	at Texas A&M (W, 6-5 [10])	S	-	1.0	0	0	0	0	3	0	3.38	14
3/27	at Texas A&M (W, 13-9)	-	-	1.0	2	1	1	0	2	0	3.71	23
3/31	at #12 LSU (W, 6-5)	S	-	1.2	2	1	1	0	2	0	3.86	30
4/2	at #12 LSU (W, 6-4)	S	-	2.2	1	1	0	0	3	1	3.80	36
4/8	#12 VANDERBILT (W, 5-1)	S	-	2.0	0	0	0	1	4	0	3.47	37
4/14	at Mississippi State (L, 6-7)	L	-	1.1	0	2	1	4	2	0	3.65	42
4/16	at Mississippi State (W, 3-2)	S	-	1.0	1	0	0	1	1	0	3.51	12
4/19	ALABAMA STATE (W, 6-5 [10])	W	-	2.0	1	0	0	0	5	0	3.25	29
4/22	SOUTH CAROLINA (W, 6-3)	S	-	1.2	0	0	0	0	4	0	3.07	27
4/23	SOUTH CAROLINA (W, 8-6)	S	-	1.0	0	0	0	0	2	0	2.97	12
4/24	SOUTH CAROLINA (W, 2-0)	S	-	1.0	1	0	0	0	1	0	2.87	11
4/29	at #1 Tennessee (L, 4-17)	-	-	0.0	2	2	2	0	0	1	3.45	12
5/10	at Troy (W, 11-4)	-	-	1.1	0	0	0	0	2	0	3.31	17

PARKER CARLSON'S CAREER APPEARANCES

2022 - FRESHMAN YEAR												
Date	Opp (Res.)	DEC	QS	IP	H	R	ER	BB	SO	HR	ERA	NP
2/23	TROY (W, 13-1)	-	-	1.0	0	0	0	0	1	0	0.00	8
2/26	YALE-G2 (L, 4-5 [10])	-	-	1.0	2	1	1	0	1	1	4.50	17
3/6	RHODE ISLAND (W, 14-1)	W	-	3.0	2	1	1	1	4	1	3.60	40
3/13	MIDDLE TENNESSEE-G1 (W, 10-7)	-	-	0.2	3	3	3	0	2	1	7.94	24
3/29	JAX STATE (L, 2-5)	L	-	1.2	1	2	2	2	2	0	8.59	34

KONNER COPELAND'S CAREER APPEARANCES

2021 - FRESHMAN YEAR AT PENSACOLA STATE												
Date	Opp (Res.)	DEC	QS	IP	H	R	ER	BB	SO	HR	ERA	NP
1/22	vs. Seminole State (L, 6-7)	-	-	3.0	2	0	0	1	2	0	0.00	--
1/30	vs. Coastal Alabama - Br (W, 4-0)	S	-	1.0	0	0	0	0	0	0	0.00	--
2/8	LURLEEN B. WALLACE (L, 2-3)	-	-	2.0	0	0	0	2	5	0	0.00	--
2/21	at Delgado (L, 1-2)	-	-	4.2	1	0	0	1	8	0	0.00	--
2/27	*COASTAL ALABAMA - BM (W, 11-0)	W	X	6.0	2	0	0	2	7	0	0.00	--
3/6	*DELGADO (W, 2-1)	W	X	6.0	4	1	1	1	8	1	0.40	--
3/20	*at Chipola (W, 15-5)	W	-	3.1	11	4	3	0	6	0	1.38	--
4/3	*TALLAHASSEE (W, 9-0)	W	X	7.0	1	0	0	1	8	0	1.09	--
4/11	*GULF COAST STATE (W, 5-3)	W	X	6.0	4	3	2	2	9	0	1.38	--
4/23	*at Gulf Coast State (W, 10-2)	W	X	6.0	9	2	1	2	9	0	1.40	--
4/30	*at NW Florida State (W, 4-0)	W	X	7.0	3	0	0	2	12	0	1.21	--
5/6	*vs. Miami Dade (L, 5-9)	L	-	5.0	6	4	4	2	7	0	1.74	--

2022 - SOPHOMORE YEAR

Date	Opp (Res.)	DEC	QS	IP	H	R	ER	BB	SO	HR	ERA	NP
3/1	*ALABAMA STATE (W, 13-7)	-	-	2.1	5	1	0	2	1	0	0.00	52
4/1	at #12 LSU (L, 2-9)	-	-	0.1	0	0	0	0	0	0	0.00	1
4/15	at Mississippi State (L, 5-9)	-	-	0.1	0	0	0	0	1	0	0.00	3
4/20	* KENNESAW STATE (W, 14-1)	W	-	4.0	2	0	0	1	8	0	0.00	68
4/26	at Jax State (W, 8-4)	W	-	1.1	3	2	2	1	1	0	2.16	25
4/30	at #1 Tennessee (W, 8-6)	W	-	2.0	3	1	1	0	2	1	2.61	41

5/6	#3 ARKANSAS (L, 8-11)	-	-	1.1	2	4	4	2	1	2	5.40	32
5/10	at Troy (W, 11-4)	-	-	0.2	1	0	0	0	1	0	5.11	12

TYLER DRABICK'S CAREER APPEARANCES

2022 - GRADUATE YEAR												
Date	Opp (Res.)	DEC	QS	IP	H	R	ER	BB	SO	HR	ERA	NP
3/1	ALABAMA STATE (W, 13-7)	W	-	2.1	1	1	1	2	5	0	3.86	46
3/5	RHODE ISLAND-G1 (W, 16-0)	-	-	0.1	0	0	0	1	1	0	3.38	13
3/13	MIDDLE TENNESSEE-G1 (W, 10-7)	-	-	0.1	0	0	0	0	0	0	3.00	3
3/18	#1 OLE MISS (W, 19-5)	-	-	1.0	1	0	0	1	2	0	2.25	22
3/22	vs. South Alabama (W, 13-12)	-	-	0.2	1	2	2	1	0	0	5.79	10
3/29	JAX STATE (L, 2-5)	-	-	1.1	1	2	0	0	2	0	4.50	28
4/9	#12 VANDERBILT (L, 4-19)	-	-	1.0	5	4	4	0	3	2	9.00	33
5/10	at Troy (W, 11-4)	-	-	0.1	1	1	1	0	0	1	9.82	8

BROOKS FULLER'S CAREER APPEARANCES

2019 - FRESHMAN YEAR												
Date	Opp (Res.)	DEC	QS	IP	H	R	ER	BB	SO	HR	ERA	NP
2/16	GEORGIA SOUTHERN (L, 5-7)	-	-	1.0	1	1	1	1	0	1	9.00	21
2/20	*ALABAMA A&M (W, 10-2)	-	-	3.0	2	2	0	2	3	0	2.25	46
3/2	CINCINNATI (W, 9-5)	-	-	1.2	0	0	0	0	1	0	1.59	14
3/5	UT MARTIN (W, 15-9)	-	-	2.2	2	3	0	3	0	0	1.08	42
3/9	UTSA (W, 8-3)	-	-	1.0	0	0	0	1	0	0	0.96	17
3/16	#21 TENNESSEE (W, 5-2)	W	-	3.2	2	1	1	2	3	0	1.38	63
3/23	at #4 Mississippi State (L, 2-15)	-	-	3.2	4	1	1	3	3	0	1.62	67
3/30	*at South Carolina (L, 0-4)	L	-	5.0	3	2	2	4	4	1	2.08	88
4/5	*#9 ARKANSAS (L, 6-9)	-	-	3.1	3	3	2	4	4	0	2.52	76
4/9	JACKSONVILLE STATE (L, 6-11)	-	-	0.0	0	1	1	2	0	0	2.88	15
4/13	*at #12 Texas A&M (W, 7-0)	W	X	6.0	4	0	0	3	4	0	2.32	93
4/20	*#17 OLE MISS (W, 6-5)	-	-	4.2	5	3	3	2	6	2	2.78	79
4/26	*at #4 Vanderbilt (L, 5-9)	L	-	1.2	4	4	2	2	1	1	3.13	37
5/4	*ALABAMA (L, 6-7)	-	-	3.0	3	2	2	2	3	0	3.35	61
5/11	#7 GEORGIA (L, 8-10)	-	-	0.2	0	0	0	0	1	0	3.29	4
5/14	*NORTH ALABAMA (W, 8-7)	-	-	1.1	3	4	4	3	1	0	4.04	36
5/17	at #20 LSU (L, 1-5)	-	-	1.0	1	1	1	1	1	0	4.15	16
5/18	at #20 LSU (W, 5-4)	-	-	0.1	0	0	0	0	0	0	4.12	3
5/22	vs. #2 Vanderbilt (L, 1-11)	-	-	0.1	2	2	2	0	1	0	4.50	17
5/23	vs. #17 LSU (L, 3-4)	-	-	0.0	0	0	0	0	0	0	4.50	2

2020 - SOPHOMORE YEAR

Date	Opp (Res.)	DEC	QS	IP	H	R	ER
------	------------	-----	----	----	---	---	----

5/25 vs. #11 Ole Miss (L, 4-7) - - 0.1 0 0 0 0 0 0 6.17 3

2022 - SOPHOMORE YEAR

Date	Opp (Res.)	DEC	QS	IP	H	R	ER	BB	SO	HR	ERA	NP
2/19	*vs. #12 Texas Tech (W, 2-1)	W	-	5.0	3	0	0	3	5	0	0.00	81
2/26	*YALE (W, 4-3)	-	-	3.0	7	3	3	0	2	0	3.38	47
3/5	*RHODE ISLAND-G1 (W, 16-0)	W	X	6.2	5	0	0	1	8	0	1.84	89
3/13	*MIDDLE TENNESSEE-G1 (W, 10-7)	-	-	1.0	0	0	0	1	0	0	1.72	12
3/29	JAX STATE (L, 2-5)	-	-	1.2	0	0	0	0	0	0	1.56	13
4/2	*at #12 LSU (W, 6-4)	W	X	6.0	9	3	3	2	1	0	2.31	92
4/10	*#12 VANDERBILT (W, 8-2)	W	X	9.0	8	2	1	0	8	0	1.95	104
4/16	*at Mississippi State (W, 3-2)	W	X	8.0	7	2	2	0	6	2	2.01	110
4/24	*SOUTH CAROLINA (W, 2-0)	W	X	7.0	7	0	0	0	4	0	1.71	89
5/1	*at #1 Tennessee (L, 3-5)	L	-	7.1	7	5	5	1	2	2	2.30	91
5/7	*#3 ARKANSAS (L, 4-7)	L	-	2.2	9	5	5	0	0	1	2.98	53

CADE GRANZOW'S CAREER APPEARANCES

Date	Opp (Res.)	DEC	QS	IP	H	R	ER	BB	SO	HR	ERA	NP
2/20	vs. Kansas State (W, 12-1)	-	-	1.0	1	0	0	0	1	0	0.00	16
2/26	YALE-G2 (L, 4-5 [10])	-	-	0.2	1	0	0	1	1	0	0.00	18
3/2	UAB (W, 16-1)	-	-	1.0	1	0	0	0	0	0	0.00	9
3/5	RHODE ISLAND-G2 (W, 12-0)	-	-	1.0	0	0	0	0	2	0	0.00	14
3/22	vs. South Alabama (W, 13-12)	-	-	1.2	2	1	1	0	0	0	1.69	24
4/9	#12 VANDERBILT (L, 4-19)	-	-	1.2	2	1	1	1	0	0	2.57	30
4/15	at Mississippi State (L, 5-9)	-	-	0.1	2	2	2	2	0	1	4.91	16

CAM HILL'S CAREER APPEARANCES

Date	Opp (Res.)	DEC	QS	IP	H	R	ER	BB	SO	HR	ERA	NP
2/21	PRESBYTERIAN (W, 2-1 [10])	W	-	1.0	0	0	0	0	2	0	0.00	12
2/28	vs. Texas A&M (W, 6-1)	-	-	1.0	1	1	1	1	2	0	4.50	29
3/7	#18 BOSTON COLLEGE (L, 9-11 [10])	-	-	0.2	4	5	5	0	0	0	20.25	30
3/14	LITTLE ROCK (L, 6-12)	-	-	0.1	3	4	4	1	0	0	30.00	20
3/21	at #4 Ole Miss (L, 11-19)	-	-	0.0	2	3	2	3	0	0	36.00	22
3/27	KENTUCKY (L, 4-6)	-	-	1.0	0	0	0	0	1	0	27.00	10
4/13	at #20 Georgia Tech (W, 7-3)	-	-	0.1	1	1	1	2	1	0	27.00	15
4/21	JAX STATE (W, 8-7 [10])	W	-	1.0	0	0	0	1	0	0	21.94	9
5/12	at Samford (L, 1-6)	-	-	1.0	2	1	1	0	1	0	19.89	23
5/18	NORTH ALABAMA (W, 14-6)	-	-	0.2	1	1	1	3	1	0	19.29	35

2022 - SOPHOMORE YEAR

Date	Opp (Res.)	DEC	QS	IP	H	R	ER	BB	SO	HR	ERA	NP
3/5	RHODE ISLAND-G1 (W, 16-0)	-	-	1.0	0	0	0	0	1	0	0.00	11
4/20	KENNESAW STATE (W, 14-1)	-	-	0.1	0	0	0	0	0	0	0.00	7
4/29	at #1 Tennessee (L, 4-17)	-	-	0.2	4	4	4	1	0	2	18.00	21

CHASE ISBELLS' CAREER APPEARANCES

Date	Opp (Res.)	DEC	QS	IP	H	R	ER	BB	SO	HR	ERA	NP
2/14	UNC ASHEVILLE (W, 15-1)	-	-	1.0	0	0	0	1	2	0	0.00	-
2/20	at Belmont (L, 4-9)	-	-	1.0	1	2	0	2	1	0	0.00	-
2/23	at Lipscomb (W, 7-3)	-	-	0.1	1	1	1	2	0	0	3.86	18
3/1	NORTHERN KENTUCKY (W, 10-5)	W	-	2.0	1	1	1	2	1	0	4.15	-
3/10	ALABAMA A&M (W, 5-1)	-	-	1.0	0	0	0	0	2	0	3.38	-

2021 - SOPHOMORE YEAR AT SAMFORD

Date	Opp (Res.)	DEC	QS	IP	H	R	ER	BB	SO	HR	ERA	NP
2/19	UT MARTIN (W, 5-3)	-	-	2.0	0	0	0	0	1	0	0.00	-
2/21	UT MARTIN (W, 3-1)	S	-	2.0	0	0	0	0	5	0	0.00	-
2/28	at Florida (L, 9-10)	L	-	1.1	2	1	0	2	2	0	0.00	-
3/3	JACKSONVILLE STATE (W, 10-9)	S	-	2.0	0	0	0	1	2	0	0.00	-
3/7	TOLEDO (W, 16-8)	-	-	1.0	1	1	1	0	3	0	1.08	-
3/9	at Troy (W, 6-5)	S	-	1.0	3	1	1	0	2	0	1.93	25
3/13	at Texas A&M (L, 2-5)	-	-	1.0	1	0	0	0	2	0	1.74	21
3/20	at UNC Greensboro (W, 6-1)	-	-	1.0	0	0	0	1	0	0	1.59	15
3/21	at UNC Greensboro (W, 8-3)	-	-	1.0	0	0	0	0	0	0	1.46	12
3/23	at UAB (W, 5-1)	S	-	1.0	0	0	0	0	3	0	1.35	-
3/26	ETSU (W, 7-3)	-	-	1.0	0	0	0	0	1	0	1.26	-
4/2	VMI (W, 7-6)	W	-	1.0	0	0	0	1	1	0	1.17	-
4/3	VMI (W, 7-6)	S	-	1.0	0	0	0	0	0	0	1.10	-
4/6	TROY (W, 4-3)	W	-	1.0	1	1	1	0	0	1	1.56	-
4/11	THE CITADEL (W, 8-4)	-	-	1.0	1	0	0	0	1	0	1.47	-
4/16	at Western Carolina (W, 8-5)	-	-	1.0	1	2	2	0	0	0	2.33	-
4/20	at Auburn (L, 4-6)	-	-	1.0	0	0	0	0	1	0	2.21	10
4/23	MERCER (W, 10-9)	S	-	1.0	1	0	0	0	1	0	2.11	-
4/24	MERCER (L, 4-5)	-	-	1.0	0	0	0	0	1	0	2.01	-
4/30	at Wofford (W, 9-8)	S	-	1.1	0	0	0	0	2	0	1.90	19
5/1	at Wofford (L, 4-5)	L	-	0.1	4	3	3	2	1	0	3.00	25
5/8	at VMI (W, 18-1)	-	-	1.0	1	0	0	0	3	0	2.88	18
5/12	AUBURN (W, 6-1)	-	-	1.0	1	0	0	1	2	0	2.77	-
5/15	UNC GREENSBORO (W, 8-4)	-	-	1.0	0	0	0	0	1	0	2.67	-
5/21	at ETSU (W, 7-6)	W	-	3.0	2	0	0	1	6	0	2.40	57
5/27	vs. Mercer (W, 10-8)	W	-	1.0	0	0	0	2	2	0	2.32	22

2022 - JUNIOR YEAR

Date	Opp (Res.)	DEC	QS	IP	H	R	ER	BB	SO	HR	ERA	NP
3/22	vs. South Alabama (W, 13-12)	-	-	1.0	1	0	0	0	1	0	0.00	18
3/26	at Texas A&M (L, 4-5 [11])	L	-	2.1	2	1	1	0	3	0	2.70	45
4/1	at LSU (L, 2-9)	-	-	0.2	3	5	5	2	0	0	13.50	27
4/5	at UAB (W, 6-4)	-	-	0.1	0	0	0	1	0	0	12.46	11
4/9	#12 VANDERBILT (L, 4-19)	-	-	1.0	5	3	3	0	1	0	15.19	31
4/15	at Mississippi State (L, 5-9)	-	-	1.0	1	0	0	1	2	0	12.79	21
4/22	KENNESAW STATE (W, 14-1)	-	-	1.0	0	0	0	1	1	0	11.05	15
4/29	at #1 Tennessee (L, 4-17)	-	-	1.0	1	0	0	0	1	0	9.72	12
5/7	#3 ARKANSAS (W, 5-3)	-	-	2.1	1	1	1	1	3	0	8.44	37

5/10 at Troy (W, 11-4) W - 1.0 0 0 0 1 1 0 7.71 17

NATE LARUE'S CAREER APPEARANCES

Date	Opp (Res.)	DEC	QS	IP	H	R	ER	BB	SO	HR	ERA	NP
4/21	JAX STATE (W, 8-7 [10])	-	-	1.0	1	1	1	0	1	1	9.00	17

2022 - JUNIOR YEAR

Date	Opp (Res.)	DEC	QS	IP	H	R	ER	BB	SO	HR	ERA	NP
2/23	TROY (W, 13-1)	-	-	1.0	2	0	0	0	1	0	0.00	17
3/1	ALABAMA STATE (W, 13-7)	-	-	2.0	1	0	0	2	2	0	0.00	37
3/9	vs. Tennessee Tech (W, 4-3)	-	-	0.2	1	0	0	0	1	0	0.00	9
3/13	MIDDLE TENNESSEE-G1 (W, 10-7)	-	-	0.0	2	1	1	0	0	0	2.45	5
3/18	#1 OLE MISS (W, 19-5)	-	-	1.2	1	0	0	1	0	0	1.69	25

HAYDEN MULLINS' CAREER APPEARANCES

Date	Opp (Res.)	DEC	QS	IP	H	R	ER	BB	SO	HR	ERA	NP
2/16	ILLINOIS-CHICAGO (W, 14-0)	-	-	1.0	1	0	0	0	1	0	0.00	13
2/23	UCF (L, 2-12)	-	-	1.2	2	3	3	1	4	1	10.12	38
2/26	ALABAMA A&M (W, 12-6)	W	-	1.1	0	0	0	0	2	0	6.75	14
3/1	WRIGHT STATE (W, 6-0)	-	-	0.2	0	0	0	2	1	0	5.79	18
3/11	WOFFORD (L, 3-4)	-	-	2.2	1	0	0	3	2	0	3.68	52

2021 - SOPHOMORE YEAR

Date	Opp (Res.)	DEC	QS	IP	H	R	ER	BB	SO	HR	ERA	NP
2/20	PRESBYTERIAN (W, 6-1)	W	-	1.0	2	0	0	1	2	0	0.00	29
2/24	ALABAMA A&M (W, 33-0)	-	-	1.0	0	0	0	0	2	0	0.00	17
2/26	vs. #25 Oklahoma (L, 3-4 [10])	-	-	0.0	1	0	0	1	0	0	0.00	10
3/6	#18 BOSTON COLLEGE (W, 16-1)	-	-	2.0	0	0	0	1	4	0	0.00	31
3/9	at UAB (W, 6-5)	W	-	4.0	2	1						

2022 - FIFTH YEAR

Date	Opp (Res.)	DEC	QS	IP	H	R	ER	BB	SO	HR	ERA	NP
2/18	*vs. Oklahoma (L, 0-3)	-	-	1.0	1	0	0	1	1	0	0.00	33
2/23	*TROY (W, 13-1)	-	-	3.0	1	1	1	3	1	0	2.25	43
3/6	RHODE ISLAND (W, 14-1)	S	-	3.0	0	0	0	1	5	0	1.29	47
3/13	MIDDLE TENNESSEE-G1 (W, 10-7) W	-	-	3.2	4	2	2	2	1	1	2.53	52
3/19	*1 OLE MISS (L, 2-15)	-	-	2.2	5	3	3	0	3	0	4.05	40
3/27	*at Texas A&M (W, 13-9)	-	-	1.0	3	5	5	4	0	0	6.91	38
4/9	*12 VANDERBILT (L, 4-19)	-	-	1.1	2	2	2	2	1	0	7.47	28
4/20	KENNESAW STATE (W, 14-1)	-	-	2.0	0	0	0	0	3	0	6.62	22
4/23	SOUTH CAROLINA (W, 8-6)	-	-	1.0	2	3	2	1	2	0	7.23	24
4/29	at #1 Tennessee (L, 4-17)	-	-	2.1	0	0	0	2	0	0	6.43	35
5/6	*3 ARKANSAS (L, 8-11)	-	-	1.0	1	0	0	0	0	0	6.14	19
5/8	*3 ARKANSAS (L, 4-7)	-	-	0.2	0	1	0	2	1	0	5.96	21

CARSON SKIPPER'S CAREER APPEARANCES

2019 - FRESHMAN YEAR

Date	Opp (Res.)	DEC	QS	IP	H	R	ER	BB	SO	HR	ERA	NP
2/15	GEORGIA SOUTHERN (W, 11-2)	-	-	3.0	3	0	0	1	1	0	0.00	48
2/19	*ALABAMA A&M (W, 10-1)	W	-	4.0	2	1	0	0	8	0	0.00	67
2/24	at UCF (W, 13-9)	W	-	2.0	3	3	3	3	1	1	3.00	58
3/2	*CINCINNATI (W, 9-5)	-	-	3.0	5	4	3	0	4	1	4.50	59
3/6	UT MARTIN (W, 2-0)	-	-	2.1	0	0	0	0	5	0	3.77	31
3/9	*UTSA (W, 8-3)	W	-	4.2	5	0	0	0	5	0	2.84	70
3/17	*#21 TENNESSEE (W, 5-3)	-	-	3.0	3	2	1	1	1	0	2.86	46
3/23	*at #4 Mississippi State (L, 2-15)	L	-	0.2	5	5	4	2	1	0	4.37	35
3/24	at #4 Mississippi State (L, 15-20)	-	-	0.1	2	3	3	1	0	1	5.48	9
3/30	*at South Carolina (W, 7-5)	-	-	1.0	4	3	3	2	1	0	6.38	43
4/5	*9 ARKANSAS (W, 6-3)	-	-	0.2	1	0	0	0	1	0	6.20	8
4/5	*9 ARKANSAS (L, 6-9)	L	-	3.0	3	5	5	3	2	1	7.16	78
4/9	JACKSONVILLE STATE (L, 6-11)	-	-	0.0	0	0	0	2	0	0	7.16	10
4/16	*at #16 Georgia Tech (L, 6-11)	-	-	2.1	1	1	1	4	3	0	6.82	53
4/23	at Jacksonville State (W, 14-2)	-	-	1.0	0	0	0	1	0	0	6.61	17
4/25	at #4 Vanderbilt (L, 6-12)	-	-	1.1	3	2	2	3	1	0	6.89	43
5/7	*UAB (L, 4-6)	L	-	2.1	5	4	4	0	3	0	7.46	48

2020 - SOPHOMORE YEAR

Date	Opp (Res.)	DEC	QS	IP	H	R	ER	BB	SO	HR	ERA	NP
2/15	ILLINOIS-CHICAGO (W, 7-3)	-	-	1.0	0	0	0	0	2	0	0.00	16
2/19	OAKLAND (W, 17-1)	-	-	2.0	2	0	0	0	2	0	0.00	28
2/22	UCF (L, 3-7)	-	-	1.1	1	0	0	0	2	0	0.00	20
2/25	ALABAMA A&M (W, 10-0)	-	-	1.0	0	0	0	0	2	0	0.00	11
2/28	WRIGHT STATE (W, 7-2)	-	-	1.0	0	0	0	1	1	0	0.00	14
3/8	CHICAGO STATE (W, 9-0)	-	-	1.0	0	0	0	1	2	0	0.00	16
3/10	GEORGIA TECH (L, 2-6)	-	-	1.2	2	1	1	1	1	0	1.00	37

2021 - JUNIOR YEAR

Date	Opp (Res.)	DEC	QS	IP	H	R	ER	BB	SO	HR	ERA	NP
2/20	PRESBYTERIAN (W, 6-1)	-	-	1.0	1	0	0	0	1	0	0.00	9
2/24	ALABAMA A&M (W, 33-0)	-	-	1.0	1	0	0	0	0	0	0.00	8
2/26	vs. #25 Oklahoma (L, 3-4 [10])	-	-	2.0	1	0	0	1	3	0	0.00	39
2/28	vs. Texas A&M (W, 6-1)	-	-	1.0	0	0	0	0	1	0	0.00	15
3/7	*18 BOSTON COLLEGE (L, 9-11 [10])	-	-	0.2	0	0	0	0	1	0	0.00	13
4/1	at #1 Arkansas (W, 2-1)	-	-	1.0	1	0	0	0	0	0	0.00	15
4/3	at #1 Arkansas (L, 5-6 [10])	-	-	2.0	2	2	2	1	2	0	2.08	43
4/9	*4 MISSISSIPPI STATE (L, 5-6)	L	-	2.0	1	1	1	1	2	0	2.53	38
4/15	at Alabama (L, 7-8 [10])	L	-	1.0	3	1	1	0	2	0	3.09	26
4/17	at Alabama (L, 9-10)	-	-	0.2	4	3	3	0	1	2	5.11	18
4/20	SAMFORD (W, 6-4)	-	-	1.0	1	0	0	0	2	0	4.72	18
4/25	*10 FLORIDA (W, 10-8 [7])	-	-	1.2	2	2	0	2	0	0	4.20	41
4/30	at #20 Georgia (W, 10-6 [14])	-	-	3.0	4	1	1	0	0	1	4.00	32
5/6	LSU (L, 3-8)	-	-	0.1	0	3	3	3	1	0	5.40	25
5/8	LSU (W, 2-1)	W	-	2.1	0	0	0	1	4	0	4.79	38
5/14	TEXAS A&M (W, 5-4)	W	-	3.0	2	1	1	0	4	1	4.56	50
5/16	TEXAS A&M (W, 8-5)	S	-	1.1	1	0	0	0	3	0	4.32	17
5/21	at Missouri (W, 3-0)	S	-	1.0	2	0	0	1	1	0	4.15	26
5/25	vs. #11 Ole Miss (L, 4-7)	-	-	3.2	3	2	2	1	6	1	4.25	68

2022 - SENIOR YEAR

Date	Opp (Res.)	DEC	QS	IP	H	R	ER	BB	SO	HR	ERA	NP
2/19	vs. #12 Texas Tech (W, 2-1)	-	-	1.0	0	0	0	1	1	0	0.00	17
2/26	YALE-G1 (W, 4-3)	-	-	3.0	1	0	0	2	4	0	0.00	57
3/4	RHODE ISLAND (W, 7-2)	W	-	4.0	3	0	0	0	4	0	0.00	60
3/11	MIDDLE TENNESSEE (L, 8-10)	-	-	5.2	6	3	2	0	4	1	1.32	71
3/17	*1 OLE MISS (L, 6-13)	-	-	2.2	4	5	1	0	3	1	1.65	51
3/25	at Texas A&M (W, 6-5 [10])	-	-	3.0	4	4	4	2	0	1	3.26	58
3/27	at Texas A&M (W, 13-9)	-	-	2.0	1	0	0	0	3	0	2.95	24
3/31	at LSU (W, 6-5)	W	-	3.1	4	2	2	1	3	1	3.28	49
4/2	at LSU (W, 6-4)	-	-	0.1	1	0	0	0	1	0	3.24	10
4/8	*12 VANDERBILT (W, 5-1)	W	-	2.2	1	1	1	0	2	0	3.25	31
4/14	at Mississippi State (L, 6-7)	-	-	3.0	2	2	2	0	3	2	3.52	46
4/19	ALABAMA STATE (W, 6-5 [10])	-	-	2.0	1	0	0	0	3	0	3.31	25
4/22	SOUTH CAROLINA (W, 6-3)	-	-	1.1	1	0	0	0	2	0	3.18	26
4/23	SOUTH CAROLINA (W, 8-6)	-	-	1.0	0	0	0	0	0	0	3.09	13
4/24	SOUTH CAROLINA (W, 2-0)	-	-	1.0	0	0	0	0	1	0	3.00	6
4/29	at #1 Tennessee (L, 4-17)	L	-	1.0	4	3	3	0	2	0	3.65	32
5/1	at #1 Tennessee (L, 3-5)	-	-	0.2	1	0	0	0	1	0	3.58	11
5/6	*3 ARKANSAS (L, 8-11)	L	-	1.0	4	5	5	1	0	1	4.66	31
5/8	*3 ARKANSAS (L, 4-7)	-	-	1.1	1	0	0	2	0	0	4.50	21

CARSON SWILLING'S CAREER APPEARANCES

2021 - FRESHMAN YEAR

Date	Opp (Res.)	DEC	QS	IP	H	R	ER	BB	SO	HR	ERA	NP
2/19	PRESBYTERIAN (W, 14-3)	-	-	1.0	0	0	0	0	1	0	0.00	11
2/23	ALABAMA A&M (W, 18-2 [7])	-	-	1.0	0	0	0	0	2	0	0.00	15
3/6	*18 BOSTON COLLEGE (W, 16-1)	-	-	1.2	1	0	0	1	1	0	0.00	40

3/12	LITTLE ROCK (W, 7-0)	-	-	1.0	0	0	0	0	1	0	0.00	10
3/16	at Lipscomb (W, 9-7)	W	-	3.2	3	1	1	0	2	1	1.08	42
3/20	at #4 Ole Miss (L, 5-6)	-	-	1.2	2	0	0	1	3	0	0.90	45
3/27	KENTUCKY (L, 4-6)	-	-	1.0	2	1	1	1	0	0	1.64	16
4/2	at #1 Arkansas (L, 5-6)	L	-	0.2	0	1	1	2	0	0	2.31	14
4/11	*4 MISSISSIPPI STATE (L, 10-19)	-	-	2.0	2	3	3	3	1	0	3.95	40
4/13	at #20 Georgia Tech (W, 7-3)	-	-	1.0	0	0	0	0	3	0	3.68	16
4/16	at Alabama (W, 5-4)	S	-	2.0	1	1	0	0	3	0	3.24	38
4/20	SAMFORD (W, 6-4)	-	-	2.0	0	0	0	0	2	0	2.89	27
4/23	*10 FLORIDA (L, 2-4)	-	-	0.2	2	0	0	0	0	0	2.79	10
4/25	*10 FLORIDA (L, 4-6)	-	-	0.2	0	0	0	0	1	0	2.70	14
4/30	at #20 Georgia (W, 10-6 [14])	-	-	1.0	1	0	0	0	0	0	2.57	10
5/1	at #20 Georgia (W, 9-7)	S	-	3.1	5	3	3	1	5	0	3.33	67
5/6	LSU (L, 3-8)	-	-	0.2	1	0	0	0	1	0	3.24	15
5/8	LSU (W, 2-1)	-	-	0.2	1	0	0	2	1	0	3.16	22
5/15	TEXAS A&M (L, 9-11)	L	-	1.2	2	3	0	3	4	0	2.96	51
5/20	at Missouri (W, 15-6)	-	-	1.1	4	2	2	0	1	1	3.45	23
5/22	at Missouri (L, 6-7)	-	-	1.0	1	0	0					

SUPERLATIVES AND MISCELLANEOUS NOTES

STARTS BY POSITION

STARTING PITCHER

Trace Bright	12	5-7
Joseph Gonzalez	10	8-2
Mason Barnett	9	7-2
Hayden Mullins	8	6-2
Jordan Armstrong	5	3-2
Tommy Sheehan	3	2-1
Konner Copeland	2	2-0

CATCHER

Nate LaRue	24	15-9
Jake Wyandt	13	11-2
Ryan Dyal	12	7-5

FIRST BASE

Sonny DiChiara	44	30-14
Cam Hill	5	3-2

SECOND BASE

Cole Foster	42	29-13
Garrett Farquhar	6	4-2
Brooks Carlson	1	0-1

THIRD BASE

Blake Rambusch	45	31-14
Garrett Farquhar	4	2-2

SHORTSTOP

Brody Moore	48	32-16
Garrett Farquhar	1	1-0

LEFT FIELD

Mike Bello	14	10-4
Ryan Dyal	11	8-3
Brooks Carlson	9	5-4
Bryson Ware	6	5-1
Brayton Brown	3	2-1
Josh Hall	3	2-1
Mason Land	2	1-1
Bobby Peirce	1	0-1

CENTER FIELD

Kason Howell	49	33-16
--------------	----	-------

RIGHT FIELD

Bobby Peirce	21	14-7
Bryson Ware	17	13-4
Mike Bello	4	2-2
Blake Rambusch	4	2-2
Josh Hall	3	2-1

DESIGNATED HITTER

Cam Hill	21	13-8
Brooks Carlson	20	14-6
Ryan Dyal	4	4-0
Nate LaRue	3	2-1
Sonny DiChiara	1	0-1

2022 AUBURN & OPPONENT HIGHS

TEAM BATTING

	AUBURN	OPPONENT
Runs in a game	19, vs. Ole Miss (3/18)	19, Vandy (4/9)
Runs in an inning	9, vs. Rhode Island [1st] (G2 - 3/5)	9, Vandy [4th] (4/9)
Most Hits in a game	17, two times	23, Vandy (4/9)
Fewest Hits in a game	3, two times	1, Rhode Island (G2 - 3/5)
Hits in an inning	7, vs. Rhode Island [1st] (G2 - 3/5)	9, Tennessee [7th] (4/29)
2B in a game	5, vs. Yale (2/25)	10, Vandy (4/9)
3B in a game	1, seven times	1, Yale (G1 - 2/26)
HR in a game	4, vs. Rhode Island (3/6)	6, Tennessee (4/29)
SB in a game	3, at Tennessee (4/30)	6, Yale (G1 - 2/26)
LOB in a game	17, two times	14, two times
K in a game	17, vs. K-State (2/20)	19, Yale (2/25)
BB in a game	12, two times	9, two times

TEAM PITCHING

	AUBURN	OPPONENT
K in a game	19, vs. Yale (2/25)	17, K-State (2/20)
BB in a game	9, two times	12, two times
Pitchers used	9, vs. S. Alabama (3/22)	10, UAB (3/2)
Total Quality Starts	8	2

TEAM FIELDING

	AUBURN	OPPONENT
Errors in a game	5, vs. Ole Miss (3/17)	5, Alabama State (3/1)
DP turned in a game	3, two times	2, six times

IND. BATTING

	AUBURN	OPPONENT
Hits in a game	4, three times	5, Bulger [Vandy] (4/9)
Runs in a game	4, three times	4, two times
2B in a game	2, eight times	3, Keegan [Vandy] (4/9)
3B in a game	1, seven times	1, Swank [Yale] (G1 - 2/26)
HR in a game	2, DiChiara vs. Vandy (4/10)	2, five times
RBI in a game	6, Ware, two times	6, Russell [UT] (4/29)
XBH in a game	3, two times	3, four times
SB in a game	2, Rambusch, three times	3, Swank [Yale] (G1 - 2/26)
BB in a game	4, DiChiara at MSU (4/16)	4, Sanders [MTSU] (G2 - 3/13)
HBP in a game	2, four times	2, three times
K in a game	4, three times	4, five times
Hitting Streak	17, Rambusch (3/5-4/1)	3, 27 times
Consec. G w/HR	3, DiChiara, two times	2, three times

IND. PITCHING

	AUBURN	OPPONENT
K by a starter	11, Armstrong vs. Yale (2/25)	12, Johnson [MSU] (4/15)
K by a reliever	6, two times	6, three times
BB by a starter	6, Mullins vs. Vandy (4/8)	5, Picone [URI] (G1 - 3/5)
BB by a reliever	4, two times	6, Capell [Yale] (G2 - 2/26)
IP by a starter	9.0, Gonzalez vs. Vandy (4/10)	7.0, two times
IP by a reliever	5.2, Skipper vs. MTSU (3/11)	5.0, Gilreath [USC] (4/22)

MISCELLANEOUS

	AUBURN
Biggest comeback win	6, vs. S. Alabama (3/22)
Biggest blown lead loss	5, vs. Arkansas (5/6)
Largest margin of victory	16, vs. Rhode Island (G1 - 3/5)
Largest margin of defeat	15, vs. Vandy (4/9)
Longest game, Time	4:09, vs. S. Alabama (3/22)
Longest game, Time (9 inn)	4:09, vs. S. Alabama (3/22)
Shortest game, Time (9 inn)	2:16, at Tennessee (5/1)
Longest game, Innings	11, at Texas A&M (3/26)
Largest crowd, Home	4,096, four times
Largest crowd, Road	12,346, at MSU (4/15)
Largest crowd, Neutral	10,515, vs. Texas Tech (2/19)

STARTS BY ORDER

LEADOFF

Blake Rambusch	49	33-16
----------------	----	-------

2ND SPOT

Kason Howell	43	28-15
Brody Moore	6	5-1

3RD SPOT

Sonny DiChiara	43	30-13
Ryan Dyal	4	1-3
Cam Hill	2	2-0

CLEANUP

Brooks Carlson	20	15-5
Ryan Dyal	9	7-2
Cam Hill	8	6-2
Bobby Peirce	7	3-4
Brody Moore	3	2-1
Sonny DiChiara	2	0-2

5TH SPOT

Brody Moore	17	11-6
Cam Hill	9	5-4
Bryson Ware	8	5-3
Nate LaRue	4	3-1
Brooks Carlson	3	1-2
Cole Foster	3	3-0
Ryan Dyal	2	2-0
Kason Howell	2	2-0
Bobby Peirce	1	1-0

6TH SPOT

Brody Moore	10	7-3
Bryson Ware	7	5-2
Brooks Carlson	6	3-3
Cole Foster	6	5-1
Bobby Peirce	6	4-2
Mike Bello	5	3-2
Ryan Dyal	4	3-1
Cam Hill	2	1-1
Kason Howell	2	1-1
Garrett Farquhar	1	1-0

7TH SPOT

Brody Moore	12	7-5
Cole Foster	8	5-3
Nate LaRue	6	4-2
Bobby Peirce	5	4-1
Bryson Ware	5	5-0
Cam Hill	4	2-2
Ryan Dyal	3	3-0
Mike Bello	1	1-0
Brayton Brown	1	0-1
Brooks Carlson	1	0-1
Garrett Farquhar	1	0-1
Kason Howell	1	1-0
Mason Land	1	1-0

8TH SPOT

Cole Foster	15	10-5
Nate LaRue	15	8-7
Ryan Dyal	4	2-2
Garrett Farquhar	4	3-1
Mike Bello	3	3-0
Brayton Brown	2	2-0
Cam Hill	1	0-1
Kason Howell	1	1-0
Bobby Peirce	1	1-0
Bryson Ware	3	3-0

9TH SPOT

Jake Wyandt	13	11-2
Cole Foster	10	6-4
Mike Bello	9	5-4
Josh Hall	6	4-2
Garrett Farquhar	5	3-2
Bobby Peirce	2	1-1
Nate LaRue	2	2-0
Ryan Dyal	1	1-0
Mason Land	1	0-1

PITCHING NOTES

2022 BULLPEN BY NUMBERS

Total App.....	170
Saves/Opp.....	14/17
IR/IRS.....	126/52
BA Against.....	.253
ERA.....	5.07

SAVES/OPP

Chase Allsup.....	1/1
Jordan Armstrong.....	1/1
Blake Burkhalter.....	11/12
Parker Carlson.....	0/1
Hayden Mullins.....	0/1
Tommy Sheehan.....	1/1

INHERITED RUNNERS/SCORED

Chase Allsup.....	14/6
John Armstrong.....	19/10
Jordan Armstrong.....	3/3
Mason Barnett.....	3/3
Ben Bosse.....	4/0
Blake Burkhalter.....	14/3
Konner Copeland.....	9/4
Tyler Drabick.....	6/2
Brooks Fuller.....	3/1
Joseph Gonzalez.....	2/1
Cade Granzow.....	6/4
Cam Hill.....	2/1
Chase Isbell.....	5/1
Nate LaRue.....	2/1
Tommy Sheehan.....	9/3
Carson Skipper.....	13/4
Carson Swilling.....	12/5

1ST BATTER FACED/RETIRED

Chase Allsup.....	16/8
John Armstrong.....	11/9
Jordan Armstrong.....	7/5
Mason Barnett.....	5/2
Ben Bosse.....	7/4
Blake Burkhalter.....	22/16
Parker Carlson.....	5/5
Konner Copeland.....	6/4
Tyler Drabick.....	7/3
Brooks Fuller.....	6/2
Joseph Gonzalez.....	1/1
Cade Granzow.....	6/4
Cam Hill.....	3/1
Chase Isbell.....	9/6
Nate LaRue.....	5/1
Hayden Mullins.....	3/1
Tommy Sheehan.....	8/5
Carson Skipper.....	19/14
Carson Swilling.....	15/9
Garrett Wade.....	4/2

RELIEF ERA

Joseph Gonzalez.....	0.00
Nate LaRue.....	1.69
Chase Allsup.....	2.57
John Armstrong.....	2.08
Blake Burkhalter.....	3.31
Mason Barnett.....	3.38
Ben Bosse.....	3.86
Carson Skipper.....	4.50
Tommy Sheehan.....	4.58
Cade Granzow.....	4.91
Jordan Armstrong.....	5.40
Carson Swilling.....	6.14
Chase Isbell.....	7.71
Hayden Mullins.....	8.31
Parker Carlson.....	8.59
Tyler Drabick.....	9.82
Konner Copeland.....	10.50
Garrett Wade.....	10.80
Brooks Fuller.....	11.57
Cam Hill.....	18.00

2022 Auburn Baseball
Team Game-by-Game for Auburn (as of May 11, 2022)
Pitching (All games)

Date	Opponent	ip	h	r	er	bb	so	2b	3b	hr	wp	bk	hbp	dp	ibb	score	w-l	sv	era
Feb 18	vs Oklahoma	8.0	4	3	3	5	7	1	0	1	1	0	3	2	0	0-3	0-1	0	3.38
Feb 19	vs Texas Tech	9.0	3	1	1	7	8	0	0	0	1	0	1	1	0	2-1	1-1	1	2.12
Feb 20	vs Kansas State	9.0	3	1	0	3	10	0	0	0	0	0	0	1	0	12-1	2-1	1	1.38
Feb 23	TROY	9.0	5	1	1	4	7	0	0	0	1	0	0	0	0	13-1	3-1	1	1.29
Feb 25	YALE	9.0	4	0	0	3	19	0	0	0	2	0	1	1	0	9-0	4-1	1	1.02
Feb 26	YALE	9.0	9	3	3	3	8	2	1	0	1	0	0	0	0	4-3	5-1	1	1.36
Feb 26	YALE	10.0	8	5	5	9	12	2	0	1	4	0	0	0	0	4-5	5-2	1	1.86
Mar 01	ALABAMA STATE	9.0	13	7	6	8	12	3	0	0	3	0	1	1	0	13-7	6-2	1	2.38
Mar 02	UAB	9.0	3	1	1	2	11	1	0	0	0	0	1	1	0	16-1	7-2	1	2.22
Mar 04	RHODE ISLAND	9.0	8	2	2	2	11	2	0	1	0	0	0	0	0	7-2	8-2	2	2.20
Mar 05	RHODE ISLAND	9.0	5	0	0	2	11	0	0	0	0	0	2	1	0	16-0	9-2	2	2.00
Mar 05	RHODE ISLAND	7.0	1	0	0	0	10	0	0	0	1	0	0	1	0	12-0	10-2	2	1.87
Mar 06	RHODE ISLAND	9.0	3	1	1	4	14	0	0	1	0	0	1	0	0	14-1	11-2	3	1.80
Mar 09	vs Tennessee Tech	9.0	10	3	2	3	14	3	0	0	1	0	1	0	0	4-3	12-2	3	1.81
Mar 11	MIDDLE TENNESS	9.0	10	10	6	3	8	3	0	1	1	0	1	0	0	8-10	12-3	3	2.10
Mar 13	MIDDLE TENNESS	9.0	12	7	6	4	8	2	0	3	1	0	1	2	0	10-7	13-3	4	2.35
Mar 13	MIDDLE TENNESS	8.0	8	4	4	5	4	3	0	0	2	0	0	3	0	3-4	13-4	4	2.46
*Mar 17	OLE MISS	9.0	14	13	6	5	13	3	0	3	4	0	1	1	0	6-13	13-5	4	2.66
*Mar 18	OLE MISS	9.0	6	5	3	8	7	1	0	1	2	0	1	0	0	19-5	14-5	4	2.68
*Mar 19	OLE MISS	9.0	19	15	12	2	12	6	0	3	0	1	1	1	0	2-15	14-6	4	3.15
Mar 22	vs South Alabama	9.0	15	12	11	6	9	5	0	0	3	0	3	1	0	13-12	15-6	4	3.53
*Mar 25	at Texas AM	10.0	11	5	5	2	12	2	0	1	2	0	3	1	0	6-5	16-6	5	3.58
*Mar 26	at Texas AM	10.2	11	5	5	3	14	4	0	1	1	0	0	0	0	4-5	16-7	5	3.61
*Mar 27	at Texas AM	9.0	8	9	8	7	9	1	0	1	1	0	1	2	0	13-9	17-7	5	3.80
Mar 29	JACKSONVILLE ST	9.0	6	5	3	4	6	4	0	0	2	0	1	0	0	2-5	17-8	5	3.77
*Mar 31	at LSU	9.0	9	5	5	3	12	1	0	3	0	0	2	1	0	6-5	18-8	6	3.81
*Apr 01	at LSU	8.0	12	9	9	7	8	3	0	1	3	0	0	2	1	2-9	18-9	6	4.02
*Apr 02	at LSU	9.0	11	4	4	2	5	1	0	1	0	0	2	1	0	6-4	19-9	7	4.02
Apr 05	at UAB	9.0	9	4	4	5	11	0	0	2	0	0	1	0	0	6-4	20-9	8	4.02
*Apr 08	VANDERBILT	9.0	2	1	1	7	15	1	0	0	1	0	1	1	0	5-1	21-9	9	3.92
*Apr 09	VANDERBILT	9.0	23	19	19	6	8	10	0	4	0	0	1	0	1	4-19	21-10	9	4.41
*Apr 10	VANDERBILT	9.0	8	2	1	0	8	2	0	0	1	0	0	1	0	8-2	22-10	9	4.30
Apr 12	SAMFORD	9.0	4	1	1	5	17	0	0	0	2	0	1	1	0	4-1	23-10	10	4.20
*Apr 14	at Mississippi State	8.1	6	7	6	9	9	0	0	2	1	0	0	1	2	6-7	23-11	10	4.26
*Apr 15	at Mississippi State	8.0	14	9	9	5	11	3	0	2	2	0	3	0	0	5-9	23-12	10	4.41
*Apr 16	at Mississippi State	9.0	8	2	2	1	7	1	0	2	0	0	0	0	0	3-2	24-12	11	4.35
Apr 19	ALABAMA STATE	10.0	5	5	3	6	16	1	0	0	2	0	0	1	0	6-5	25-12	11	4.30
Apr 20	KENNESAW STAT	9.0	4	1	0	2	14	0	0	0	1	0	0	0	0	14-1	26-12	11	4.18
*Apr 22	SOUTH CAROLINA	9.0	4	3	2	2	12	0	0	1	0	0	2	1	0	6-3	27-12	12	4.13
*Apr 23	SOUTH CAROLINA	9.0	9	6	5	3	9	1	0	1	0	0	1	3	0	8-6	28-12	13	4.15
*Apr 24	SOUTH CAROLINA	9.0	8	0	0	0	6	0	0	0	0	0	0	2	0	2-0	29-12	14	4.05
Apr 26	at Jacksonville Stat	9.0	10	4	4	5	15	3	0	2	0	0	1	0	0	8-4	30-12	14	4.05
*Apr 29	at Tennessee	8.0	19	17	16	4	5	4	0	6	0	0	0	1	0	4-17	30-13	14	4.34
*Apr 30	at Tennessee	9.0	10	6	5	3	11	1	0	1	3	0	0	0	0	8-6	31-13	14	4.35
*May 01	at Tennessee	8.0	8	5	5	1	3	1	0	2	1	0	0	1	0	3-5	31-14	14	4.38
*May 06	ARKANSAS	9.0	13	11	11	6	6	3	0	3	1	0	1	0	0	8-11	31-15	14	4.52
*May 07	ARKANSAS	9.0	3	3	3	6	8	1	0	0	0	0	3	1	0	5-3	32-15	14	4.49
*May 08	ARKANSAS	9.0	13	7	6	6	9	5	0	1	0	0	2	0	0	4-7	32-16	14	4.52
May 10	at Troy	9.0	5	4	4	3	7	0	0	1	2	0	4	0	0	11-4	33-16	14	4.51
Totals		437.0	416	253	219	201	488	90	1	53	53	2	49	38	4	354-253	33-16	14	4.51

AUBURN STARTING PITCHER BREAKDOWN

Starter	GS	Quality Starts	Run Support	RS/Start	Auburn Record
Bright	12	3	41	3.4	5-7
Gonzalez	10	5	42	4.2	8-2
Barnett	9	0	29	3.2	7-2
Mullins	8	0	21	2.6	6-2
Armstrong	5	0	19	3.8	3-2
Sheehan	3	0	7	2.3	2-1
Copeland	2	0	15	7.5	2-0

Auburn Overall Rankings

Category	Rank	No.
ERA	4.51	8th
Opp BA	.252	8th
Hits Allowed	416	12th
Walks	201	10th
Strikeouts	488	T-5th

Auburn SEC-Only Rankings

Category	Rank	No.
ERA	6.22	10th
Opp BA	.294	13th
Hits Allowed	249	13th
Walks	98	8th
Strikeouts	219	9th

AUBURN PITCHING BREAKDOWN

	W-L	ERA	IP	H	R	ER	BB	K	HR	AVG	W-L	ERA	IP	H	R	ER	BB	K	HR	AVG	
STARTERS	13-8	3.91	209.2	200	101	91	91	221	16	.252	HOME	20-9	3.84	260.0	230	138	111	117	301	24	.237
RELIEVERS	20-8	5.07	227.1	216	152	128	110	267	37	.253	ROAD	9-6	6.16	133.0	151	95	91	60	139	28	.288
TOTALS	33-16	4.51	437.0	416	253	219	201	488	53	.252	NEUT.	4-1	3.48	44.0	35	200	17	24	48	1	.226

HITTING NOTES

2022 MULTI-HIT GAMES

	2	3	4	5+	Total
Blake Rambusch	15	6	2	-	23
Brody Moore	16	2	-	-	18
Sonny DiChiara	11	5	1	-	17
Kason Howell	8	8	-	-	16
Brooks Carlson	5	3	-	-	8
Cole Foster	5	2	-	-	7
Cam Hill	6	1	-	-	7
Bobby Peirce	5	2	-	-	7
Ryan Dyal	6	-	-	-	6
Bryson Ware	4	2	-	-	6
Nate LaRue	4	1	-	-	5
Mike Bello	2	1	-	-	3
Garrett Farquhar	2	-	-	-	2
Jake Wyandt	2	-	-	-	2
Josh Hall	1	-	-	-	1
Mason Land	1	-	-	-	1

CAREER AUBURN MULTI-HIT GAMES

	2	3	4	5+	Total
Kason Howell	34	16	-	-	50
Brody Moore	32	7	2	-	41
Blake Rambusch	15	6	2	-	23
Sonny DiChiara	11	5	1	-	17
Cam Hill	13	4	-	-	17
Bryson Ware	11	4	-	-	15
Garrett Farquhar	8	1	-	-	9
Brooks Carlson	5	3	-	-	8
Cole Foster	6	2	-	-	8
Ryan Dyal	7	-	-	-	7
Bobby Peirce	5	2	-	-	7
Josh Hall	5	1	-	-	6
Nate LaRue	5	1	-	-	6
Mike Bello	2	1	-	-	3
Jake Wyandt	2	-	-	-	2
Brayton Brown	1	-	-	-	1
Mason Land	1	-	-	-	1

2022 MULTI-RBI GAMES

	2	3	4	5+	Total
Sonny DiChiara	7	3	2	1	13
Kason Howell	7	1	-	-	8
Blake Rambusch	5	2	1	-	8
Ryan Dyal	3	3	1	-	7
Nate LaRue	6	-	-	1	7
Cole Foster	4	1	1	-	6
Brooks Carlson	3	2	1	-	6
Brody Moore	1	3	1	-	5
Bobby Peirce	2	2	-	-	4
Bryson Ware	2	-	-	2	4
Garrett Farquhar	3	-	-	-	3
Cam Hill	3	-	-	-	3
Jake Wyandt	1	1	1	-	3
Mike Bello	2	-	-	-	2
Brayton Brown	1	-	-	-	1
Josh Hall	1	-	-	-	1

CAREER AUBURN MULTI-RBI GAMES

	2	3	4	5+	Total
Kason Howell	10	7	-	1	18
Brody Moore	11	3	1	1	16
Sonny DiChiara	7	3	2	1	13
Bryson Ware	6	-	2	2	10
Ryan Dyal	5	3	1	-	9
Cam Hill	5	3	1	-	9
Nate LaRue	7	-	-	1	8
Blake Rambusch	5	2	1	-	8
Garrett Farquhar	4	1	1	-	6
Cole Foster	4	1	1	-	6
Brooks Carlson	3	2	1	-	6
Bobby Peirce	3	2	-	-	5
Brayton Brown	2	2	-	-	4
Josh Hall	2	1	-	-	3
Jake Wyandt	1	1	1	-	3
Mike Bello	2	-	-	-	2

CAREER AUBURN STARTS

	Career	Consec.
Kason Howell	173	97
Brody Moore	115	40
Bryson Ware	60	-
Cam Hill	56	-
Ryan Dyal	49	-
Blake Rambusch	49	49
Cole Foster	46	12
Sonny DiChiara	45	33
Nate LaRue	40	11
Brooks Carlson	30	13
Garrett Farquhar	26	-
Bobby Peirce	24	8
Mike Bello	18	-
Josh Hall	16	-
Brayton Brown	14	-
Jake Wyandt	13	-
Mason Land	2	1

TEAM NOTES

Auburn Overall SEC Rankings			Auburn SEC-Only Rankings		
Category	Rank	No.	Category	Rank	No.
Avg.	.290	3rd	Avg.	.271	5th
Hits	493	2nd	Hits	228	4th
2B	93	5th	2B	40	T-5th
HR	55	T-10th	HR	33	8th
BB	240	T-4th	BB	112	3rd

2022 AUBURN HOME RUNS

No.	Player (#)	Opponent (Date)	On	Outs	Inn.	Pitcher
1	Ware (1)	Troy (2/23)	3	2	1	Fletcher (R)
2	DiChiara (1)	Troy (2/23)	2	1	2	Pettys (L)
3	DiChiara (2)	Yale (2/25)	1	1	1	Kipp (R)
4	DiChiara (3)	Yale (G1 - 2/26)	0	2	5	Walsh (R)
5	Howell (1)	Yale (G1 - 2/26)	0	0	9	Easterly (L)
6	Rambusch (1)	Yale (G2 - 2/26)	0	0	8	Capell (R)
7	Foster (1)	Alabama State (3/1)	2	1	2	A. Melendez (L)
8	DiChiara (4)	Alabama State (3/1)	0	0	7	O. Melendez (L)
9	DiChiara (5)	Rhode Island (3/4)	1	1	3	Twitcheil (R)
10	Rambusch (2)	Rhode Island (G1 - 3/5)	0	0	1	Picone (R)
11	Dyal (1)	Rhode Island (G1 - 3/5)	1	2	4	Diaz (R)
12	Wyandt (1)	Rhode Island (3/6)	2	2	2	Levesque (L)
13	Carlson (1)	Rhode Island (3/6)	1	0	5	Brutti (R)
14	Dyal (2)	Rhode Island (3/6)	3	1	6	Morrison (R)
15	Farquhar (1)	Rhode Island (3/6)	1	2	7	Morrison (R)
16	Dyal (3)	Middle Tennessee (3/11)	1	1	1	Keenan (R)
17	Moore (1)	Middle Tennessee (3/11)	2	2	9	Wigginton (L)
18	DiChiara (6)	Ole Miss (3/17)	1	1	1	Gaddis (L)
19	Dyal (4)	Ole Miss (3/17)	0	1	6	DeLucia (R)
20	DiChiara (7)	Ole Miss (3/18)	1	2	4	Nichols (R)
21	Howell (2)	Ole Miss (3/18)	2	1	7	McDaniel (R)
22	Farquhar (2)	South Alabama (3/22)	0	1	5	Runyan (L)
23	Foster (2)	Texas A&M (3/26)	0	0	2	Dallas (R)
24	Bello (1)	Texas A&M (3/26)	0	0	2	Dallas (R)
25	LaRue (1)	Texas A&M (3/27)	1	2	2	Prager (L)
26	Foster (3)	Texas A&M (3/27)	1	2	5	Hector (R)
27	Moore (2)	LSU (3/31)	2	2	5	Money (R)
28	DiChiara (8)	LSU (4/2)	1	1	5	Fontenet (R)
29	Foster (4)	Vanderbilt (4/8)	0	0	2	McElvain (R)
30	Carlson (2)	Vanderbilt (4/8)	2	1	3	McElvain (R)
31	DiChiara (9)	Vanderbilt (4/9)	0	2	1	Holton (L)
32	LaRue (2)	Vanderbilt (4/9)	1	2	4	Holton (L)
33	DiChiara (10)	Vanderbilt (4/10)	2	1	2	Reilly (R)
34	DiChiara (11)	Vanderbilt (4/10)	0	2	6	Owen (L)
35	Peirce (1)	Samford (4/12)	0	0	8	Watkins (L)
36	LaRue (3)	Miss. State (4/14)	0	1	3	Smith (R)
37	Foster (5)	Miss. State (4/14)	0	1	8	Kohn (L)
38	Moore (3)	Kennesaw St. (4/20)	0	2	3	Stills (R)
39	Carlson (3)	Kennesaw St. (4/20)	1	2	4	Cain (R)
40	LaRue (4)	South Carolina (4/22)	1	2	2	Thomas (R)
41	Peirce (2)	South Carolina (4/22)	0	0	7	Gilreath (L)
42	DiChiara (12)	South Carolina (4/22)	1	0	8	Weins (R)
43	Foster (6)	South Carolina (4/23)	0	0	8	Becker (L)
44	Rambusch (3)	Tennessee (4/29)	2	2	6	Mabrey (L)
45	DiChiara (13)	Tennessee (4/30)	1	0	5	Sewell (R)
46	Peirce (3)	Tennessee (4/30)	2	2	9	Walsh (L)
47	Peirce (4)	Tennessee (5/1)	0	0	5	Beam (R)
48	Carlson (4)	Arkansas (5/6)	0	0	4	Noland (R)
49	Moore (4)	Arkansas (5/6)	0	2	5	Ramage (R)
50	Carlson (5)	Arkansas (5/7)	0	0	2	Smith (L)
51	DiChiara (14)	Arkansas (5/7)	0	0	3	Smith (L)
52	Rambusch (4)	Arkansas (5/7)	0	1	7	Vermillion (R)
53	Peirce (5)	Arkansas (5/8)	1	2	1	Wiggins (R)
54	DiChiara (15)	Arkansas (5/8)	0	0	3	Wiggins (R)
55	DiChiara (16)	Troy (5/10)	2	1	3	Witcher (R)

AUBURN CAREER HOME RUN BREAKDOWN

	1R	2R	3R	GS	Career	Home	Road	Last
Bello	1	--	--	--	1	--	1	3/26/22
Carlson	2	2	1	--	5	5	--	5/7/22
DiChiara	6	7	3	--	16	13	3	5/10/22
Dyal	3	3	--	1	7	6	1	3/17/22
Farquhar	1	1	--	--	2	1	1	3/22/22
Foster	4	1	1	--	6	3	3	4/23/22
Hill	2	2	--	1	5	5	--	4/25/21
Howell	4	3	2	--	9	3	6	3/18/22
LaRue	3	3	--	--	6	4	2	4/22/22
Moore	3	1	2	--	6	4	2	5/6/22
Peirce	3	1	1	--	5	3	2	5/8/22
Rambusch	3	--	1	--	4	3	1	5/7/22
Ware	2	4	--	1	7	5	2	2/23/22
Wyandt	--	--	1	--	1	1	--	3/6/22

AUBURN HITTING STREAKS

	Current	'22	Career
Mike Bello	-	6	6
Luke Burk	-	1	1
Brooks Carlson	8	8	8
Sonny DiChiara	3	8	8
Ryan Dyal	-	4	4
Garrett Farquhar	-	6	6
Cole Foster	-	6	6
Josh Hall	2	3	4
Cam Hill	1	8	8
Kason Howell	1	9	9
Mason Land	2	3	3
Nate LaRue	1	4	4
Brody Moore	5	9	9
Brody Moss	1	1	1
Bobby Peirce	2	6	6
Blake Rambusch	1	17	17
Bryson Ware	-	4	6
Jake Wyandt	-	7	7

AUBURN REACHED BASE STREAKS

	Current	'22	Career
Mike Bello	-	8	8
Luke Burk	-	1	1
Brooks Carlson	8	10	10
Ryan Dyal	-	15	15
Sonny DiChiara	45	45	45
Garrett Farquhar	-	7	7
Cole Foster	1	11	11
Josh Hall	2	3	5
Cam Hill	1	7	8
Kason Howell	3	23	23
Mason Land	2	4	4
Nate LaRue	1	4	7
Brody Moore	5	18	18
Brody Moss	1	1	1
Bobby Peirce	2	8	8
Blake Rambusch	4	42	42
Bryson Ware	-	8	8
Jake Wyandt	-	7	7

BUNT HITS

Player	No.
Josh Hall	3
Brody Moore	2
Blake Rambusch	2
Mike Bello	1
Cole Foster	1
TOTAL	9

SAC BUNTS

Player	No.
Mason Land	2
Blake Rambusch	2
Mike Bello	1
Brayton Brown	1
Ryan Dyal	1
Cole Foster	1
Kason Howell	1
Nate LaRue	1
Brody Moore	1
Jake Wyandt	1
TOTAL	12

SAC FLIES

Player	No.
Nate LaRue	6
Blake Rambusch	4
Cole Foster	3
Kason Howell	3
Brody Moore	3
Sonny DiChiara	2
Ryan Dyal	2
Cam Hill	1
Brody Moss	1
Bobby Peirce	1
Bryson Ware	1
Jake Wyandt	1
TOTAL	28

OUTFIELD ASSISTS

Player	No.
Bryson Ware	3
Ryan Dyal	2
Bobby Peirce	2
Kason Howell	1
TOTAL	8

PINCH HITS

Player	No.
Brooks Carlson	3
Mason Land	3
Garrett Farquhar	2
Cam Hill	2
Mike Bello	1
Luke Burk	1
Brody Moss	1
TOTAL	11

AUBURN 2022 GAME-BY-GAME STARTING LINEUPS

DATE	OPP	1	2	3	4	5	6	7	8	9	SP
2/18	vs. Oklahoma	Rambusch	Howell	Dyal	DiChiara	Moore	Ware	Hill	Foster	Farquhar	Sheehan
2/19	vs. Texas Tech	Rambusch	Moore	DiChiara	Dyal	Howell	Ware	Foster	Farquhar	Wyandt	Gonzalez
2/20	vs. Kansas State	Rambusch	Moore	DiChiara	Dyal	LaRue	Howell	Foster	Brown	Hall	Bright
2/23	Troy	Rambusch	Howell	DiChiara	Dyal	Moore	Ware	Foster	Brown	Wyandt	Sheehan
2/25	Yale	Rambusch	Moore	DiChiara	Dyal	LaRue	Ware	Foster	Howell	Hall	Armstrong
2/26	Yale - G1	Rambusch	Moore	DiChiara	Dyal	Ware	Foster	Howell	Farquhar	Wyandt	Gonzalez
2/26	Yale - G2	Rambusch	Moore	DiChiara	Dyal	LaRue	Howell	Brown	Foster	Hall	Bright
3/1	Alabama State	Rambusch	Moore	DiChiara	Dyal	Howell	Ware	Hill	Foster	Wyandt	Copeland
3/2	UAB	Rambusch	Howell	DiChiara	Hill	Foster	Farquhar	Ware	Dyal	Wyandt	Barnett
3/4	Rhode Island	Rambusch	Howell	DiChiara	Hill	Moore	Ware	Dyal	Foster	Hall	Armstrong
3/5	Rhode Island - G1	Rambusch	Howell	DiChiara	Carlson	Ware	Dyal	Moore	Foster	Wyandt	Gonzalez
3/5	Rhode Island - G2	Rambusch	Howell	DiChiara	Hill	Ware	Moore	Dyal	Foster	Wyandt	Bright
3/6	Rhode Island	Rambusch	Howell	Hill	Carlson	Moore	Dyal	Ware	Foster	Wyandt	Mullins
3/8	vs. Tennessee Tech	Rambusch	Howell	Hill	Carlson	Moore	Dyal	Ware	Foster	Wyandt	Barnett
3/11	Middle Tennessee	Rambusch	Howell	Dyal	Carlson	Ware	Hill	Moore	Foster	Hall	Armstrong
3/13	Middle Tennessee - G1	Rambusch	Howell	Dyal	Carlson	Ware	Hill	Moore	Foster	Wyandt	Gonzalez
3/13	Middle Tennessee - G2	Rambusch	Howell	Dyal	DiChiara	Ware	Moore	Farquhar	Hill	Wyandt	Bright
3/17	Ole Miss*	Rambusch	Howell	DiChiara	Carlson	Hill	Ware	Moore	Dyal	Wyandt	Barnett
3/18	Ole Miss*	Rambusch	Howell	DiChiara	Dyal	Ware	Moore	Hill	Farquhar	Bello	Mullins
3/19	Ole Miss*	Rambusch	Howell	DiChiara	Dyal	Ware	Moore	Carlson	Farquhar	Bello	Bright
3/22	vs. South Alabama	Rambusch	Howell	DiChiara	Carlson	Dyal	Moore	Ware	Bello	Farquhar	Barnett
3/25	at Texas A&M*	Rambusch	Howell	DiChiara	Carlson	Dyal	Moore	LaRue	Bello	Farquhar	Mullins
3/26	at Texas A&M*	Rambusch	Howell	DiChiara	Hill	Moore	Dyal	LaRue	Foster	Bello	Bright
3/27	at Texas A&M*	Rambusch	Howell	DiChiara	Carlson	Moore	Bello	Ware	LaRue	Foster	Sheehan
3/29	Jacksonville State	Rambusch	Howell	DiChiara	Hill	Moore	Bello	Foster	Dyal	Land	Armstrong
3/31	at LSU*	Rambusch	Howell	DiChiara	Hill	Moore	Bello	LaRue	Foster	Hall	Mullins
4/1	at LSU*	Rambusch	Howell	DiChiara	Moore	Carlson	Bello	LaRue	Foster	Peirce	Bright
4/2	at LSU*	Rambusch	Howell	DiChiara	Moore	Foster	Bello	LaRue	Dyal	Peirce	Gonzalez
4/5	at UAB	Rambusch	Howell	DiChiara	Moore	Foster	Carlson	Bello	Peirce	LaRue	Barnett
4/8	Vanderbilt*	Rambusch	Howell	DiChiara	Carlson	Moore	Foster	Peirce	LaRue	Bello	Mullins
4/9	Vanderbilt*	Rambusch	Howell	DiChiara	Carlson	Moore	Foster	Peirce	LaRue	Farquhar	Bright
4/10	Vanderbilt*	Rambusch	Howell	DiChiara	Carlson	Moore	Foster	Peirce	LaRue	Bello	Gonzalez
4/12	Samford	Rambusch	Howell	DiChiara	Hill	Moore	Foster	Peirce	Bello	Wyandt	Barnett
4/14	at Mississippi State*	Rambusch	Howell	DiChiara	Carlson	Moore	Peirce	Foster	LaRue	Bello	Mullins
4/15	at Mississippi State*	Rambusch	Howell	DiChiara	Carlson	Moore	Peirce	Foster	LaRue	Bello	Bright
4/16	at Mississippi State*	Rambusch	Howell	DiChiara	Hill	Moore	Foster	Peirce	LaRue	Bello	Gonzalez
4/19	Alabama State	Rambusch	Howell	DiChiara	Carlson	Moore	Peirce	Dyal	Ware	Farquhar	Barnett
4/20	Kennesaw State	Rambusch	Howell	DiChiara	Carlson	Hill	Peirce	Moore	Foster	Dyal	Copeland
4/22	South Carolina*	Rambusch	Howell	DiChiara	Carlson	Hill	Peirce	Moore	Foster	LaRue	Mullins
4/23	South Carolina*	Rambusch	Howell	DiChiara	Carlson	Peirce	Moore	LaRue	Ware	Foster	Bright
4/24	South Carolina*	Rambusch	Howell	DiChiara	Carlson	Hill	Moore	Foster	LaRue	Bello	Gonzalez
4/26	at Jacksonville State	Rambusch	Howell	DiChiara	Carlson	Hill	Peirce	Moore	LaRue	Foster	Barnett
4/29	at Tennessee*	Rambusch	Howell	DiChiara	Peirce	Hill	Carlson	Moore	LaRue	Foster	Mullins
4/30	at Tennessee*	Rambusch	Howell	DiChiara	Peirce	Hill	Carlson	Moore	LaRue	Foster	Bright
5/1	at Tennessee*	Rambusch	Howell	DiChiara	Peirce	Hill	Carlson	Moore	LaRue	Foster	Gonzalez
5/6	Arkansas*	Rambusch	Howell	DiChiara	Peirce	Hill	Carlson	Moore	LaRue	Foster	Barnett
5/7	Arkansas*	Rambusch	Howell	DiChiara	Peirce	LaRue	Carlson	Moore	Ware	Foster	Bright
5/8	Arkansas*	Rambusch	Howell	DiChiara	Peirce	Carlson	Moore	Hill	LaRue	Foster	Gonzalez
5/10	at Troy	Rambusch	Howell	DiChiara	Peirce	Carlson	Moore	Land	LaRue	Foster	Armstrong
5/13	Alabama*										
5/14	Alabama*										
5/15	Alabama*										
5/17	at Samford										
5/19	at Kentucky*										
5/20	at Kentucky*										
5/21	at Kentucky*										

* - SEC Game

AUBURN 2021 GAME-BY-GAME STARTERS

DATE	OPP	SP	C	1B	2B	3B	SS	LF	CF	RF	DH
2/18	vs. Oklahoma	Sheehan	Dyal	DiChiara	Foster	Farquhar	Moore	Ware	Howell	Rambusch	Hill
2/19	vs. Texas Tech	Gonzalez	Wyandt	DiChiara	Foster	Farquhar	Moore	Ware	Howell	Rambusch	Dyal
2/20	vs. Kansas State	Bright	Dyal	DiChiara	Foster	Rambusch	Moore	Brown	Howell	Hall	LaRue
2/23	Troy	Sheehan	Wyandt	DiChiara	Foster	Rambusch	Moore	Brown	Howell	Ware	Dyal
2/25	Yale	Armstrong	Dyal	DiChiara	Foster	Rambusch	Moore	Hall	Howell	Ware	LaRue
2/26	Yale - G1	Gonzalez	Wyandt	DiChiara	Foster	Farquhar	Moore	Ware	Howell	Rambusch	Dyal
2/26	Yale - G2	Bright	Dyal	DiChiara	Foster	Rambusch	Moore	Brown	Howell	Hall	LaRue
3/1	Alabama State	Copeland	Wyandt	DiChiara	Foster	Rambusch	Moore	Dyal	Howell	Ware	Hill
3/2	UAB	Barnett	Wyandt	DiChiara	Foster	Rambusch	Farquhar	Dyal	Howell	Ware	Hill
3/4	Rhode Island	Armstrong	Dyal	DiChiara	Foster	Rambusch	Moore	Hall	Howell	Ware	Hill
3/5	Rhode Island - G1	Gonzalez	Wyandt	DiChiara	Foster	Rambusch	Moore	Dyal	Howell	Ware	Carlson
3/5	Rhode Island - G2	Bright	Wyandt	DiChiara	Foster	Rambusch	Moore	Dyal	Howell	Ware	Hill
3/6	Rhode Island	Mullins	Wyandt	Hill	Foster	Rambusch	Moore	Dyal	Howell	Ware	Carlson
3/8	vs. Tennessee Tech	Barnett	Wyandt	Hill	Foster	Rambusch	Moore	Dyal	Howell	Ware	Carlson
3/11	Middle Tennessee	Armstrong	Dyal	Hill	Foster	Rambusch	Moore	Hall	Howell	Ware	Carlson
3/13	Middle Tennessee - G1	Gonzalez	Wyandt	Hill	Foster	Rambusch	Moore	Dyal	Howell	Ware	Carlson
3/13	Middle Tennessee - G2	Bright	Wyandt	Hill	Farquhar	Rambusch	Moore	Dyal	Howell	Ware	DiChiara
3/17	Ole Miss*	Barnett	Wyandt	DiChiara	Carlson	Rambusch	Moore	Dyal	Howell	Ware	Hill
3/18	Ole Miss*	Mullins	Dyal	DiChiara	Farquhar	Rambusch	Moore	Bello	Howell	Ware	Hill
3/19	Ole Miss*	Bright	Dyal	DiChiara	Farquhar	Rambusch	Moore	Bello	Howell	Ware	Carlson
3/22	vs. South Alabama	Barnett	Dyal	DiChiara	Farquhar	Rambusch	Moore	Bello	Howell	Ware	Carlson
3/25	at Texas A&M*	Mullins	LaRue	DiChiara	Farquhar	Rambusch	Moore	Dyal	Howell	Bello	Carlson
3/26	at Texas A&M*	Bright	LaRue	DiChiara	Foster	Rambusch	Moore	Dyal	Howell	Bello	Hill
3/27	at Texas A&M*	Sheehan	LaRue	DiChiara	Foster	Rambusch	Moore	Bello	Howell	Ware	Carlson
3/29	Jacksonville State	Armstrong	Dyal	DiChiara	Foster	Rambusch	Moore	Land	Howell	Bello	Hill
3/31	at LSU*	Mullins	LaRue	DiChiara	Foster	Rambusch	Moore	Bello	Howell	Hall	Hill
4/1	at LSU*	Bright	LaRue	DiChiara	Foster	Rambusch	Moore	Bello	Howell	Peirce	Carlson
4/2	at LSU*	Gonzalez	LaRue	DiChiara	Foster	Rambusch	Moore	Bello	Howell	Peirce	Dyal
4/5	at UAB	LaRue	LaRue	DiChiara	Foster	Rambusch	Moore	Bello	Howell	Peirce	Carlson
4/8	Vanderbilt*	Mullins	LaRue	DiChiara	Foster	Rambusch	Moore	Bello	Howell	Peirce	Carlson
4/9	Vanderbilt*	Bright	LaRue	DiChiara	Foster	Farquhar	Moore	Peirce	Howell	Rambusch	Carlson
4/10	Vanderbilt*	Gonzalez	LaRue	DiChiara	Foster	Rambusch	Moore	Bello	Howell	Peirce	Carlson
4/12	Samford	Barnett	Wyandt	DiChiara	Foster	Rambusch	Moore	Bello	Howell	Peirce	Hill
4/14	at Mississippi State*	Mullins	LaRue	DiChiara	Foster	Rambusch	Moore	Bello	Howell	Peirce	Carlson
4/15	at Mississippi State*	Bright	LaRue	DiChiara	Foster	Rambusch	Moore	Bello	Howell	Peirce	Carlson
4/16	at Mississippi State*	Gonzalez	LaRue	DiChiara	Foster	Rambusch	Moore	Bello	Howell	Peirce	Hill
4/19	Alabama State	Barnett	Dyal	DiChiara	Farquhar	Rambusch	Moore	Ware	Howell	Peirce	Carlson
4/20	Kennesaw State	Copeland	Dyal	DiChiara	Foster	Rambusch	Moore	Carlson	Howell	Peirce	Hill
4/22	South Carolina*	Mullins	LaRue	DiChiara	Foster	Rambusch	Moore	Carlson	Howell	Peirce	Hill
4/23	South Carolina*	Bright	LaRue	DiChiara	Foster	Rambusch	Moore	Ware	Howell	Peirce	Carlson
4/24	South Carolina*	Gonzalez	LaRue	DiChiara	Foster	Rambusch	Moore	Carlson	Howell	Bello	Hill
4/26	at Jacksonville State	Barnett	LaRue	DiChiara	Foster	Rambusch	Moore	Carlson	Howell	Peirce	Hill
4/29	at Tennessee*	Mullins	LaRue	DiChiara	Foster	Rambusch	Moore	Carlson	Howell	Peirce	Hill
4/30	at Tennessee*	Bright	LaRue	DiChiara	Foster	Rambusch	Moore	Carlson	Howell	Peirce	Hill
5/1	at Tennessee*	Gonzalez	LaRue	DiChiara	Foster	Rambusch	Moore	Carlson	Howell	Peirce	Hill
5/6	Arkansas*	Barnett	LaRue	DiChiara	Foster	Rambusch	Moore	Carlson	Howell	Peirce	Hill
5/7	Arkansas*	Bright	LaRue	DiChiara	Foster	Rambusch	Moore	Ware	Howell	Peirce	Carlson
5/8	Arkansas*	Gonzalez	LaRue	DiChiara	Foster	Rambusch	Moore	Carlson	Howell	Peirce	Hill
5/10	at Troy	Armstrong	LaRue	DiChiara	Foster	Rambusch	Moore	Land	Howell	Peirce	Carlson
5/13	Alabama*										
5/14	Alabama*										
5/15	Alabama*										
5/17	at Samford										
5/19	at Kentucky*										
5/20	at Kentucky*										
5/21	at Kentucky*										

* - SEC Game

OVERALL STATS



2022 Auburn Baseball
Overall Statistics for Auburn (as of May 10, 2022)
(All games Sorted by Batting avg)



Record: 33-16 Home: 20-9 Away: 9-6 Neutral: 4-1 SEC: 13-11

Player	avg	gp-gs	ab	r	h	2b	3b	hr	rbi	tb	slg%	bb	hp	so	gdp	ob%	sf	sh	sb-att	po	a	e	fld%	
17 DiChiara, Sonny	.412	45-45	148	43	61	15	0	16	45	124	.838	53	7	37	3	.576	2	0	0-0	311	16	4	.988	
1 Rambusch, Blake	.358	49-49	204	44	73	10	1	4	34	97	.475	22	11	27	2	.440	4	2	14-19	29	91	5	.960	
19 Carlson, Brooks	.310	37-30	126	27	39	5	0	5	22	59	.468	15	2	33	4	.392	0	0	0-0	8	0	1	.889	
5 Howell, Kason	.301	49-49	196	41	59	15	2	2	31	84	.429	21	9	42	1	.389	3	1	11-12	121	1	2	.984	
4 Moore, Brody	.293	48-48	188	36	55	9	0	4	26	76	.404	19	2	29	2	.358	3	1	4-6	54	105	3	.981	
27 Peirce, Bobby	.292	32-22	96	16	28	2	3	5	19	51	.531	7	2	22	2	.349	1	0	3-4	49	2	1	.981	
16 Hill, Cam	.277	33-26	101	15	28	7	0	0	16	35	.347	12	1	30	1	.357	1	0	0-1	31	1	0	1.000	
7 Foster, Cole	.255	43-42	137	29	35	5	0	6	31	58	.423	25	7	35	2	.390	3	1	1-2	66	105	6	.966	
8 Ware, Bryson	.230	40-23	87	21	20	8	1	1	19	33	.379	11	2	33	1	.327	1	0	4-4	43	3	0	1.000	
28 LaRue, Nate	.228	36-27	101	14	23	6	0	4	23	41	.406	9	2	45	0	.288	6	1	2-2	243	22	1	.996	
6 Dyal, Ryan	.225	29-27	89	23	20	4	0	4	26	36	.404	16	7	29	2	.377	2	1	0-0	135	4	2	.986	

72 Moss, Brody	.333	5-0	3	0	1	0	0	0	1	1	.333	0	0	1	0	.250	1	0	0-0	0	1	0	1.000	
2 Hall, Josh	.269	18-6	26	5	7	1	0	0	2	8	.308	5	0	10	0	.387	0	0	1-1	7	0	0	1.000	
37 Land, Mason	.261	21-2	23	3	6	1	0	0	3	7	.304	3	1	4	0	.370	0	2	0-0	6	4	0	1.000	
50 Wyandt, Jake	.237	20-13	38	8	9	1	0	1	12	13	.342	4	2	14	0	.333	1	1	1-1	119	11	3	.977	
31 Bello, Mike	.235	32-18	68	13	16	3	0	1	8	22	.324	12	1	16	0	.358	0	1	1-1	30	0	1	.968	
11 Farquhar, Garrett	.213	29-11	47	13	10	1	0	2	8	17	.362	4	3	4	1	.315	0	0	0-0	19	26	0	1.000	
Brown, B.	.167	6-3	12	2	2	0	0	0	3	2	.167	2	2	7	0	.375	0	1	0-0	5	0	0	1.000	
51 Burk, Luke	.125	11-0	8	1	1	0	0	0	0	1	.125	0	0	6	0	.125	0	0	0-0	18	0	0	1.000	
13 Schorr, Ben	.000	2-0	1	0	0	0	0	0	0	0	.000	0	0	0	0	.000	0	0	0-0	1	0	0	1.000	
Totals	.290	49	1699	354	493	93	7	55	329	765	.450	240	61	424	21	.392	28	12	42-53	1311	442	37	.979	
Opponents	.252	49	1650	253	416	90	1	53	230	667	.404	201	49	488	30	.346	23	14	22-36	1262	426	45	.974	

LOB - Team (425), Opp (375). DPs turned - Team (38), Opp (25). CI - Team (2), LaRue, N. 1, Dyal, R. 1, Opp (1). IBB - Team (17), DiChiara, S. 13, Dyal, R. 2, Rambusch, B. 1, Hill, C. 1, Opp (4). Picked off - Rambusch, B. 1.

(All games Sorted by Earned run avg)

Player	era	w-l	app	gs	cg	sho	sv	ip	h	r	er	bb	so	2b	3b	hr	b/avg	wp	hp	bk	sfa	sha		
45 Gonzalez, Joseph	2.98	6-2	11	10	1	0/2	0	57.1	62	20	19	8	36	9	1	5	.278	3	3	0	3	2		
20 Mullins, Hayden	3.63	2-1	11	8	0	0/0	0	34.2	23	16	14	25	43	3	0	4	.197	3	9	0	4	3		
18 Barnett, Mason	4.22	2-1	14	9	0	0/0	0	42.2	42	21	20	20	55	11	0	4	.258	4	3	0	2	0		
21 Bright, Trace	4.26	2-4	12	12	0	0/1	0	61.1	53	34	29	30	67	12	0	4	.231	6	3	0	1	1		
29 Skipper, Carson	4.50	4-2	19	0	0	0/1	0	40.0	39	25	20	7	39	11	0	7	.253	3	3	0	2	1		

28 LaRue, Nate	1.69	0-0	5	0	0	0/0	0	5.1	7	1	1	3	4	0	0	1	.318	1	0	0	0	0		
41 Armstrong, John	2.08	0-0	11	0	0	0/1	0	8.2	6	6	2	7	12	1	0	0	.214	3	0	0	2	1		
46 Allsup, Chase	2.57	1-0	16	0	0	0/1	1	21.0	16	10	6	14	26	4	0	3	.213	5	5	0	3	0		
40 Burkhalter, Blake	3.31	4-1	22	0	0	0/1	11	32.2	19	14	12	7	50	2	0	5	.165	2	4	0	1	2		
34 Bosse, Ben	3.86	0-0	7	0	0	0/2	0	4.2	4	3	2	2	6	0	0	0	.235	3	1	1	0	0		
9 Granzow, Cade	4.91	0-0	7	0	0	0/1	0	7.1	9	4	4	4	4	2	0	1	.333	2	1	0	2	0		
54 Copeland, Konner	5.11	3-0	8	2	0	0/0	0	12.1	16	8	7	6	15	1	0	3	.327	1	1	0	0	1		
52 Armstrong, Jordan	5.46	3-1	13	5	0	0/1	1	29.2	34	20	18	14	40	9	0	4	.281	4	6	1	0	0		
47 Sheehan, Tommy	5.96	1-0	12	3	0	0/0	1	22.2	19	17	15	18	18	5	0	1	.232	2	1	0	2	0		
32 Swilling, Carson	6.14	2-2	15	0	0	0/1	0	22.0	23	15	15	11	27	7	0	3	.274	4	3	0	0	0		
43 Isbell, Chase	7.71	1-1	10	0	0	0/0	0	11.2	14	10	10	7	13	8	0	0	.298	2	2	0	1	0		
23 Carlson, Parker	8.59	1-1	5	0	0	0/0	0	7.1	8	7	7	3	10	1	0	3	.267	2	0	0	0	0		
57 Drabick, Tyler	9.82	1-0	8	0	0	0/1	0	7.1	10	10	8	5	13	1	0	3	.323	2	2	0	0	2		
22 Wade, Garrett	10.80	0-0	4	0	0	0/0	0	1.2	0	2	2	3	3	0	0	0	.000	1	0	0	0	0		
14 Fuller, Brooks	11.57	0-0	6	0	0	0/0	0	4.2	8	6	6	6	6	3	0	0	.381	0	1	0	0	1		
16 Hill, Cam	18.00	0-0	3	0	0	0/1	0	2.0	4	4	4	1	1	0	0	2	.400	0	1	0	0	0		
Totals	4.51	33-16	49	49	1	4/4	14	437.0	416	253	219	201	488	90	1	53	.252	53	49	2	23	14		
Opponents	6.59	16-33	49	49	0	1/1	4	420.2	493	354	308	240	424	93	7	55	.290	59	61	7	28	12		

PB - Team (7), Dyal, R. 3, LaRue, N. 2, Wyandt, J. 2, Opp (13). Pickoffs - Team (4), Wyandt, J. 2, Mullins, H. 1, Allsup, C. 1, Opp (1). SBA/ATT - Wyandt, J. (8-12), Dyal, R. (11-12), LaRue, N. (3-11), Bright, T. (4-6), Barnett, M. (4-5), Allsup, C. (2-5), Armstrong (2-4), Skipper, C. (3-4), Swilling, C. (0-2), Mullins, H. (0-2), Gonzalez, J. (2-2), Granzow, C. (2-2), Carlson, P. (1-1), Sheehan, T. (1-1), Armstrong, J (1-1), Copeland, K. (0-1).

SEC STATS



2022 Auburn Baseball
Conference statistics for Auburn (as of May 08, 2022)
(SEC games only Sorted by Batting avg)



Record: 13-11 Home: 7-5 Away: 6-6 SEC: 13-11

Player	avg	gp-gs	ab	r	h	2b	3b	hr	rbi	tb	slg%	bb	hp	so	gdp	ob%	sf	sh	sb-att	po	a	e	fld%	
17 DiChiara, Sonny	.380	24-24	79	19	30	3	0	10	24	63	.797	33	1	26	3	.561	1	0	0-0	177	11	4	.979	
1 Rambusch, Blake	.356	24-24	101	18	36	8	0	2	18	50	.495	12	4	15	1	.441	1	1	8-9	15	51	4	.943	
7 Foster, Cole	.303	20-20	66	18	20	3	0	5	13	38	.576	11	2	17	1	.402	3	1	1-1	32	55	4	.956	
19 Carlson, Brooks	.286	22-19	77	10	22	3	0	3	11	34	.442	10	0	17	3	.368	0	0	0-0	8	0	1	.889	
4 Moore, Brody	.268	24-24	97	14	26	3	0	2	10	35	.361	7	1	15	1	.318	2	0	2-4	34	53	2	.978	
27 Peirce, Bobby	.266	19-16	64	9	17	1	1	4	11	32	.500	5	0	14	2	.319	0	0	1-1	32	2	1	.971	
5 Howell, Kason	.257	24-24	105	17	27	6	0	1	12	36	.343	7	3	26	1	.322	0	0	7-8	65	1	1	.985	
31 Bello, Mike	.245	17-14	49	12	12	2	0	1	5	17	.347	7	1	12	0	.351	0	1	1-1	19	0	1	.950	
28 LaRue, Nate	.219	22-21	73	10	16	6	0	4	14	34	.466	7	2	32	0	.301	1	1	1-1	181	20	1	.995	
16 Hill, Cam	.196	15-12	51	4	10	3	0	0	4	13	.255	3	0	16	1	.241	0	0	0-0	0	0	0	.000	

2 Hall, Josh	.333	5-1	6	2	2	0	0	0	2	2	.333	2	0	2	0	.500	0	0	0-0	4	0	0	1.000	
37 Land, Mason	.222	9-0	9	1	2	0	0	0	2	2	.222	0	1	2	0	.300	0	2	0-0	3	0	0	1.000	
6 Dyal, Ryan	.174	8-6	23	3	4	0	0	1	4	7	.304	5	0	9	1	.321	0	1	0-0	27	1	0	1.000	
11 Farquhar, Garrett	.133	10-4	15	3	2	0	0	0	2	2	.133	1	1	2	0	.235	0	0	0-0	9	8	0	1.000	
8 Ware, Bryson	.080	17-6	25	3	2	2	0	0	2	4	.160	2	0	15	1	.148	0	0	0-0	15	2	0	1.000	
50 Wyandt, Jake	.000	4-1	1	0	0	0	0	0	0	0	.000	0	0	1	0	.000	0	1	0-0	10	4	2	.875	
51 Burk, Luke	.000	1-0	0	0	0	0	0	0	0	0	.000	0	0	0	0	.000	0	0	0-0	1	0	0	1.000	
Totals	.271	24	841	143	228	40	1	33	134	369	.439	112	16	221	15	.364	8	8	21-25	642	230	27	.970	
Opponents	.294	24	847	168	249	55	0	40	154	424	.501	98	25	219	20	.377	17	7	5-18	636	214	22	.975	

LOB - Team (206), Opp (185). DPs turned - Team (21), Opp (15). CI - Team (1), LaRue, N. 1. IBB - Team (11), DiChiara, S. 9, Dyal, R. 1, Rambusch, B. 1, Opp (4).

(SEC games only Sorted by Earned run avg)

Player	era	w-l	app	gs	cg	sho	sv	ip	h	r	er	bb	so	2b	3b	hr	b/avg	wp	hp	bk	sfa	sha
20 Mullins, Hayden	3.29	1-0	7	7	0	0/0	0	27.1	18	12	10	20	35	2	0	3	.196	3	7	0	4	2
45 Gonzalez, Joseph	3.60	4-2	6	6	1	0/1	0	40.0	47	17	16	3	21	8	0	5	.287	2	1	0	2	0
21 Bright, Trace	6.10	0-4	8	8	0	0/0	0	38.1	41	30	26	22	44	10	0	4	.268	3	3	0	1	1
29 Skipper, Carson	6.66	3-2	14	0	0	0/1	0	24.1	28	22	18	4	23	7	0	6	.289	2	3	0	1	1

28 LaRue, Nate	0.00	0-0	1	0	0	0/0	0	1.2	1	0	0	1	0	0	0	0	.167	1	0	0	0	0
14 Fuller, Brooks	0.00	0-0	1	0	0	0/0	0	1.0	2	0	0	1	2	0	0	0	.500	0	0	0	0	1
46 Allsup, Chase	5.14	1-0	7	0	0	0/0	0	7.0	6	7	4	7	3	1	0	1	.250	2	3	0	2	0
40 Burkhalter, Blake	6.60	0-1	12	0	0	0/1	8	15.0	14	12	11	6	25	1	0	5	.250	1	1	0	1	2
41 Armstrong, John	6.75	0-0	2	0	0	0/0	0	2.2	2	3	2	3	4	0	0	0	.250	1	0	0	1	0
18 Barnett, Mason	7.50	0-1	4	2	0	0/0	0	12.0	16	10	10	7	17	5	0	3	.320	3	0	0	1	0
32 Swilling, Carson	7.62	2-0	8	0	0	0/0	0	13.0	18	11	11	2	12	5	0	3	.340	2	3	0	0	0
52 Armstrong, Jordan	7.71	1-0	4	0	0	0/0	0	4.2	11	4	4	0	7	3	0	2	.478	1	0	1	0	0
47 Sheehan, Tommy	10.80	0-0	7	1	0	0/0	0	10.0	13	14	12	11	7	4	0	0	.333	0	1	0	2	0
43 Isbell, Chase	10.80	0-1	6	0	0	0/0	0	8.1	13	10	10	4	10	7	0	0	.361	2	2	0	1	0
54 Copeland, Konner	11.25	1-0	4	0	0	0/0	0	4.0	5	5	5	2	4	0	0	3	.333	0	1	0	0	0
9 Granzow, Cade	13.50	0-0	2	0	0	0/0	0	2.0	4	3	3	3	0	2	0	1	.444	0	0	0	1	0
57 Drabick, Tyler	18.00	0-0	2	0	0	0/0	0	2.0	6	4	4	1	5	0	0	2	.500	0	0	0	0	0
16 Hill, Cam	54.00	0-0	1	0	0	0/0	0	0.2	4	4	4	1	0	0	0	2	.667	0	0	0	0	0
Totals	6.22	13-11	24	24	1	1/1	8	214.0	249	168	148	98	219	55	0	40	.294	23	25	1	17	7
Opponents	5.48	11-13	24	24	0	0/0	2	212.0	228	143	129	112	221	40	1	33	.271	21	16	2	8	8

PB - Team (5), Wyandt, J. 2, LaRue, N. 2, Dyal, R. 1, Opp (5). SBA/ATT - LaRue, N. (1-9), Dyal, R. (3-4), Wyandt, J. (1-4), Bright, T. (3-4), Allsup, C. (0-3), Armstrong (0-2), Swilling, C. (0-2), Mullins, H. (0-2), Skipper, C. (1-2), Barnett, M. (0-1), Copeland, K. (0-1), Granzow, C. (1-1).

GAME SUMMARY



**2022 Auburn Baseball
Games Summary for Auburn (as of May 11, 2022)
(All games)**



Score by innings	1	2	3	4	5	6	7	8	9	EX	Total
Auburn	39	41	56	40	50	37	37	39	12	3	354
Opponents	30	23	15	22	31	38	49	28	14	3	253

Record when ...

Overall	33-16	After 6 leading	23-4
Conference	13-11 trailing	4-8
Non-Conference	20-5 tied	6-4
Home games	20-9	After 7 leading	25-2
Away games	9-6 trailing	4-11
Neutral site	4-1 tied	3-2
Day games	13-9	After 8 leading	28-2
Night games	20-7 trailing	3-12
vs Left starter	7-3 tied	1-1
vs Right starter	26-13		
1-Run games	8-4	Hit 0 home runs	12-6
2-Run games	6-2	... 1 home run	8-3
5+Run games	13-5	... 2+ home runs	13-7
Extra innings	3-3		
Shutouts	4-1	Opponent 0 home runs	18-2
	 1 home run	10-6
Scoring 0-2 runs	2-4 2+ HRs	5-8
..... 3-5 runs	6-8		
..... 6-9 runs	12-4	Made 0 errors	16-3
..... 10+ runs	13-0 1 error	15-11
	 2+ errors	2-2
Opponent 0-2 runs	15-0		
..... 3-5 runs	12-6	Opp. made 0 errors	14-6
..... 6-9 runs	5-4 1 error	10-8
..... 10+ runs	1-6 2+ errors	9-2
Scored in 1st inning	10-5	Out-hit opponent	22-4
Opp. scored in 1st	12-7	Out-hit by opponent	7-11
Scores first	17-5	Hits are tied	4-1
Opp. scores first	16-11		

Record when team scores:

Runs	0	1	2	3	4	5	6	7	8	9	10+
W-L	0-1	0-0	2-3	1-2	3-5	2-1	6-2	1-0	4-2	1-0	13-0

Record when opponent scores:

Runs	0	1	2	3	4	5	6	7	8	9	10+
W-L	4-0	8-0	3-0	4-1	4-1	4-4	2-0	2-2	0-0	1-2	1-6

Record when leading after:

Inn.	1	2	3	4	5	6	7	8
W-L	8-4	16-3	21-4	23-2	27-2	23-4	25-2	28-2

Record when trailing after:

Inn.	1	2	3	4	5	6	7	8
W-L	9-6	9-7	5-9	5-10	2-11	4-8	4-11	3-12

Record when tied after:

Inn.	1	2	3	4	5	6	7	8
W-L	16-6	8-6	7-3	5-4	4-3	6-4	3-2	1-1

Current winning streak: 1
 Longest winning streak: 7
 Longest losing streak: 2

Home attendance : 103371 (29 dates avg = 3564)
 Away attendance : 113962 (20 dates avg = 5698)
 Total attendance: 217333 (49 dates avg = 4435)

CAREER vs ALABAMA



Individual Career History vs Alabama



Barnett, Mason

Year	avg	qp-gs	ab	r	h	2b	3b	hr	rbi	tb	slg%	bb	hbp	so	qdp	ob%	sf	sh	sb-att	po	a	e	fld%
2021	.000	0-0	0	0	0	0	0	0	0	0	.000	0	0	0	0	.000	0	0	0-0	0	1	0	1.000
TOTAL	.000	0-0	0	0	0	0	0	0	0	0	.000	0	0	0	0	.000	0	0	0-0	0	1	0	1.000

Year	era	w-l	app	qs	cq	sho	sv	ip	h	r	er	bb	so	2b	3b	hr	bf	bavg	wp	hbp	bk	sfa	sha
2021	13.50	0-1	1	0	0	0/0	0	1.1	4	2	2	2	1	2	0	0	10	.667	0	0	0	0	2
TOTAL	13.50	0-1	1	0	0	0/0	0	1.1	4	2	2	2	1	2	0	0	10	.667	0	0	0	0	2

Bright, Trace

Year	avg	qp-gs	ab	r	h	2b	3b	hr	rbi	tb	slg%	bb	hbp	so	qdp	ob%	sf	sh	sb-att	po	a	e	fld%
2021	10.80	0-0	1	0	0	0/0	0	1.2	2	2	2	1	3	0	0	1	8	.286	0	0	0	0	0
TOTAL	10.80	0-0	1	0	0	0/0	0	1.2	2	2	2	1	3	0	0	1	8	.286	0	0	0	0	0

Dyal, Ryan

Year	avg	qp-gs	ab	r	h	2b	3b	hr	rbi	tb	slg%	bb	hbp	so	qdp	ob%	sf	sh	sb-att	po	a	e	fld%
2021	1.000	1-0	1	0	1	0	0	0	0	1	1.000	0	0	0	0	1.000	0	0	0-0	1	0	0	1.000
TOTAL	1.000	1-0	1	0	1	0	0	0	0	1	1.000	0	0	0	0	1.000	0	0	0-0	1	0	0	1.000

Foster, Cole

Year	avg	qp-gs	ab	r	h	2b	3b	hr	rbi	tb	slg%	bb	hbp	so	qdp	ob%	sf	sh	sb-att	po	a	e	fld%
2021	.000	1-1	3	0	0	0	0	0	0	0	.000	0	1	1	0	.250	0	0	0-0	0	0	0	.000
TOTAL	.000	1-1	3	0	0	0	0	0	0	0	.000	0	1	1	0	.250	0	0	0-0	0	0	0	.000

Fuller, Brooks

Year	avg	qp-gs	ab	r	h	2b	3b	hr	rbi	tb	slg%	bb	hbp	so	qdp	ob%	sf	sh	sb-att	po	a	e	fld%
2019	.000	0-0	0	0	0	0	0	0	0	0	.000	0	0	0	0	.000	0	0	0-0	1	1	1	.667
TOTAL	.000	0-0	0	0	0	0	0	0	0	0	.000	0	0	0	0	.000	0	0	0-0	1	1	1	.667

Year	era	w-l	app	qs	cq	sho	sv	ip	h	r	er	bb	so	2b	3b	hr	bf	bavg	wp	hbp	bk	sfa	sha
2019	6.00	0-0	1	1	0	0/0	0	3.0	3	2	2	2	3	1	0	0	18	.214	0	1	0	0	1
TOTAL	6.00	0-0	1	1	0	0/0	0	3.0	3	2	2	2	3	1	0	0	18	.214	0	1	0	0	1

Gonzalez, Joseph

Year	avg	qp-gs	ab	r	h	2b	3b	hr	rbi	tb	slg%	bb	hbp	so	qdp	ob%	sf	sh	sb-att	po	a	e	fld%
2021	20.25	0-0	1	1	0	0/0	0	1.1	4	3	3	0	0	1	0	0	8	.571	3	1	0	0	0
TOTAL	20.25	0-0	1	1	0	0/0	0	1.1	4	3	3	0	0	1	0	0	8	.571	3	1	0	0	0

CAREER vs ALABAMA



Individual Career History vs Alabama

Hill, Cam

Year	avg	gp-gs	ab	r	h	2b	3b	hr	rbi	tb	slg%	bb	hbp	so	gdp	ob%	sf	sh	sb-att	po	a	e	fld%
2021	.500	2-2	6	1	3	1	0	0	0	4	.667	3	0	1	0	.667	0	0	0-0	0	0	0	.000
TOTAL	.500	2-2	6	1	3	1	0	0	0	4	.667	3	0	1	0	.667	0	0	0-0	0	0	0	.000

Howell, Kason

Year	avg	gp-gs	ab	r	h	2b	3b	hr	rbi	tb	slg%	bb	hbp	so	gdp	ob%	sf	sh	sb-att	po	a	e	fld%
2019	.231	4-4	13	2	3	2	0	0	2	5	.385	1	0	4	0	.286	0	1	0-0	10	0	0	1.000
2021	.417	3-3	12	4	5	1	0	2	3	12	1.000	1	0	4	0	.462	0	1	1-2	7	1	0	1.000
TOTAL	.320	7-7	25	6	8	3	0	2	5	17	.680	2	0	8	0	.370	0	2	1-2	17	1	0	1.000

LaRue, Nate

Year	avg	gp-gs	ab	r	h	2b	3b	hr	rbi	tb	slg%	bb	hbp	so	gdp	ob%	sf	sh	sb-att	po	a	e	fld%
2021	.000	1-0	0	0	0	0	0	0	0	0	.000	0	0	0	0	.000	0	0	0-0	0	0	0	.000
TOTAL	.000	1-0	0	0	0	0	0	0	0	0	.000	0	0	0	0	.000	0	0	0-0	0	0	0	.000

Moore, Brody

Year	avg	gp-gs	ab	r	h	2b	3b	hr	rbi	tb	slg%	bb	hbp	so	gdp	ob%	sf	sh	sb-att	po	a	e	fld%
2019	.500	2-1	6	2	3	0	0	0	1	3	.500	0	0	1	0	.500	0	0	0-1	8	0	0	1.000
2021	.214	3-3	14	1	3	2	0	0	2	5	.357	0	0	1	0	.214	0	0	0-0	6	4	2	.833
TOTAL	.300	5-4	20	3	6	2	0	0	3	8	.400	0	0	2	0	.300	0	0	0-1	14	4	2	.900

Skipper, Carson

Year	era	w-l	app	gs	cq	sho	sv	ip	h	r	er	bb	so	2b	3b	hr	bf	bavq	wp	hbp	bk	sfa	sha
2021	21.60	0-1	2	0	0	0/0	0	1.2	7	4	4	0	3	0	0	2	12	.583	1	0	0	0	0
TOTAL	21.60	0-1	2	0	0	0/0	0	1.2	7	4	4	0	3	0	0	2	12	.583	1	0	0	0	0

Swilling, Carson

Year	avg	gp-gs	ab	r	h	2b	3b	hr	rbi	tb	slg%	bb	hbp	so	gdp	ob%	sf	sh	sb-att	po	a	e	fld%
2021	0.00	0-0	1	0	0	0/0	1	2.0	1	1	0	0	3	0	0	0	8	.125	1	0	0	0	0
TOTAL	0.00	0-0	1	0	0	0/0	1	2.0	1	1	0	0	3	0	0	0	8	.125	1	0	0	0	0

Ware, Bryson

Year	avg	gp-gs	ab	r	h	2b	3b	hr	rbi	tb	slg%	bb	hbp	so	gdp	ob%	sf	sh	sb-att	po	a	e	fld%
2021	.231	3-3	13	2	3	0	0	1	3	6	.462	0	0	5	1	.231	0	0	0-0	3	0	0	1.000
TOTAL	.231	3-3	13	2	3	0	0	1	3	6	.462	0	0	5	1	.231	0	0	0-0	3	0	0	1.000

TV/RADIO ROSTER



1 BLAKE RAMBUSCH



2 JOSH HALL



4 BRODY MOORE




5 KASON HOWELL



6 RYAN DYAL



7 COLE FOSTER



8 BRYSON WARE



9 CADE GRANZOW



11 GARRETT FARQUHAR



13 BEN SCHORR




14 BROOKS FULLER



16 CAM HILL



17 SONNY DICHIARA



18 MASON BARNETT



19 BROOKS CARLSON



20 HAYDEN MULLINS



21 TRACE BRIGHT




22 GARRETT WADE



23 PARKER CARLSON




27 BOBBY PEIRCE



28 NATE LARUE



29 CARSON SKIPPER



31 MIKE BELLO



32 CARSON SWILLING



34 BEN BOSSE



37 MASON LAND



40 BLAKE BURKHALTER




41 JOHN ARMSTRONG



43 CHASE ISBELL



44 GRANT NEWTON



45 JOSEPH GONZALEZ



46 CHASE ALLSUP



47 TOMMY SHEEHAN



50 JAKE WYANDT



51 LUKE BURK



52 JORDAN ARMSTRONG



54 KONNER COPELAND



57 TYLER DRABICK



72 BRODY MOSS



30 BUTCH THOMPSON



35 KARL NONEMAKER



39 GABE GROSS



15 TIM HUDSON