



# 2023 AUBURN BASEBALL

AUBURN ATHLETICS COMMUNICATIONS: 392 SOUTH DONAHUE DRIVE || AUBURN, AL 36849 || AUBURNTIGERS.COM || @AUBURN\_BASEBALL

## 2023 SCHEDULE

Day	Date	Opponent	Time/Result
FRI	FEB. 17	INDIANA	W, 8-4
SAT	FEB. 18	INDIANA	W, 6-1
SUN	FEB. 19	INDIANA	L, 2-11
Tue	Feb. 21	vs. North Alabama	W, 13-1 (7)
FRI	FEB. 24	USC	W, 5-3
SAT	FEB. 25	USC	W, 12-6
SUN	FEB. 26	USC	T, 12-12
WED	MAR. 1	FLORIDA A&M	W, 18-8 (7)
FRI	MAR. 3	LIPSCOMB	W, 7-3
SAT	MAR. 4	LIPSCOMB	W, 12-11
SUN	MAR. 5	LIPSCOMB	W, 4-3
TUE	MAR. 7	UAB	W, 4-1
Wed	Mar. 8	at Jacksonville State	W, 6-3
FRI	MAR. 10	SOUTHEASTERN	W, 7-1
SAT	MAR. 11	SOUTHEASTERN	L, 3-8
SUN	MAR. 11	SOUTHEASTERN	L, 7-8
TUE	MAR. 14	GEORGIA TECH	W, 12-11 (12)
Fri	Mar. 17	at #3 Arkansas*	L, 2-7
Sat	Mar. 18	at #3 Arkansas*	L, 3-9
Sun	Mar. 19	at #3 Arkansas*	L, 0-5
Tue	Mar. 21	vs. South Alabama	W, 6-5
THU	MAR. 23	GEORGIA*	W, 7-6 (11)
FRI	MAR. 24	GEORGIA*	W, 6-3
SAT	MAR. 25	GEORGIA*	L, 7-24
TUE	MAR. 28	NORTH ALABAMA	6 PM
Fri	Mar. 31	at #2 Florida*	5:30 pm
Sat	Apr. 1	at #2 Florida*	5:30 pm
Sun	Apr. 2	at #2 Florida*	12 pm
Tue	Apr. 4	at UAB	6 pm
THU	APR. 6	TEXAS A&M*	7 PM
FRI	APR. 7	TEXAS A&M*	6 PM
SAT	APR. 8	TEXAS A&M*	3:30 PM
Tue	Apr. 11	at Georgia Tech	5 pm
Fri	Apr. 14	at Alabama*	6 p.m.
Sat	Apr. 15	at Alabama*	6 p.m.
Sun	Apr. 16	at Alabama*	1 p.m.
TUE	APR. 18	SAMFORD	6 PM
FRI	APR. 21	MISSISSIPPI STATE*	6 PM
SAT	APR. 22	MISSISSIPPI STATE*	2 PM
SUN	APR. 23	MISSISSIPPI STATE*	1 PM
TUE	APR. 25	TROY	6 pm
Fri	Apr. 28	at South Carolina*	6 pm
Sat	Apr. 29	at South Carolina*	3 pm
Sun	Apr. 30	at South Carolina*	11 am
FRI	MAY 5	LSU*	6 PM
SAT	MAY 6	LSU*	8 PM
SUN	MAY 7	LSU*	1 PM
Tue	May 9	at Samford	6 pm
Thu	May 11	at Ole Miss*	7 pm
Fri	May 12	at Ole Miss*	6:30 pm
Sat	May 13	at Ole Miss*	2 pm
TUE	MAY 16	JACKSONVILLE STATE	6 PM
THU	MAY 18	MISSOURI*	6 PM
FRI	MAY 19	MISSOURI*	6 PM
SAT	MAY 20	MISSOURI*	2 PM

### POSTSEASON

May 23-28	SEC Tournament	TBA
June 2-5	NCAA Regionals	TBA
June 9-12	NCAA Super Regionals	TBA
June 16-26	College World Series	TBA

Home games in **BOLD CAPS**

All home games at Plainsman Park | All times central

\* SEC game

## GAME 25

AUBURN, ALA. (Samford Stadium-Hitchcock Field at Plainsman Park)



### AUBURN TIGERS (16-7-1, 2-4 SEC)

Head Coach: Butch Thompson (Birmingham-Southern, 1992)

Career Record: 277-192-1 (9th season) | Record at Auburn: 238-171-1 (8th season)

VS.



### NORTH ALABAMA LIONS (5-17, 0-6 ASUN)

Head Coach: Jad Pranchniak (Rhode Island, 2005)

Career Record: 278-144-1 (10th season) | Record at UNA: 5-17 (1st season)

### » QUICK HITTERS

- Auburn is 6-0 in midweek games this season and has outscored the opponent 59-29.
- The team has won 13 straight regular season midweek games dating back to Mar. 29, 2022.
- The Tigers haven't lost to an in-state opponent since Mar. 29, 2022 (12-0).
- The team is hitting .346 and has turned in a 4.42 ERA in midweek games.
- Auburn is 13-4-1 at home this season and has won 26 of its last 33 homes games dating back to the end of last year (26-6-1).
- The Tigers have nine comeback wins this season and 31 such wins since the beginning of 2022.
- Drew Nelson will make his second straight midweek start Tuesday against North Alabama.
- Nelson is 1-0 with a 1.08 ERA and 10 strikeouts in 8.1 innings in his last three appearances.
- Bryson Ware has a hit in 22 of 24 games this season and has reached safely in all 24 contests.
- Ware ranks top five in the SEC in batting average (.407), home runs (11), slugging percentage (.879) and total bases (80).
- Auburn has started a left-handed pitcher in 15 of its last 17 games, including eight straight.
- Auburn is 6-0 all-time against North Alabama and has outscored the Lions 58-19.

## PITCHING MATCHUP

### AUBURN

### NORTH ALABAMA

TUE | FR LHP **Drew Nelson** (1-1, 7.59) vs. FR RHP **Avery Brown** (0-2, 15.43)

## GAME INFO

**Date:** Tuesday, Mar. 28, 2023  
**Game Time:** 6 p.m. CT  
**Site:** Auburn, Ala. / Plainsman Park (4,096)  
**TV:** SEC Network+  
**Talent:** Lyn Rollins, Gregg Olson  
**Radio:** 93.9 FM | AuburnTigers.com  
**Talent:** Andy Burcham, Paul Ellen  
**Live Stats:** StatBroadcast.com  
**Twitter Updates:** @AuburnBaseball  
**Postgame Recap:** AuburnTigers.com  
**Series History:** Auburn leads, 6-0  
**Auburn:** Auburn leads, 5-0  
**Florence:** Never met  
**Neutral:** Auburn leads, 1-0  
**Last Meeting:** Auburn 13, UNA 1 [7] (2/21/23)  
**Streak:** W6

## AUBURN

16-7-1, 2-4 SEC

### Team Leaders

Batting Average: SR IF **Bryson Ware** (.407)  
Runs: SR IF **Bryson Ware** (25)  
2B: FR IF/DH **Ike Irish** (13)  
HR: SR IF **Bryson Ware** (11)  
RBI: SR IF **Bryson Ware** (29)  
Stolen Bases: GR OF **Justin Kirby** (5-5)

## NORTH ALABAMA

5-17, 0-6 ASUN

### Team Leaders

Batting Average: SO OF **Ethan Walker** (.340)  
Runs: GR IF **Kyle Machaco** (16)  
2B: SR C **Andrew Knight** (8)  
HR: GR IF **Kyle Machado** (6)  
RBI: GR IF **Kyle Machado** (19)  
Stolen Bases: FR OF **Ethan Walker** (4-4)

## POTENTIAL STARTING LINEUP

Pos.	#	Player	AVG	AB	R	H	2B	3B	HR	RBI	SB-SBA	BB
C	24	Nate LaRue	.106	47	4	5	0	0	0	3	3-4	8
1B	18	Ike Irish	.396	96	19	38	13	1	1	20	1-1	12
2B	1	Caden Green	.259	54	10	14	2	0	1	5	10-2	8
3B	8	Bryson Ware	.407	91	25	37	8	1	11	29	2-2	10
SS	7	Cole Foster	.368	76	21	28	6	0	2	18	1-3	16
LF	3	Chris Stanfield	.305	59	7	18	3	2	1	11	2-2	6
CF	5	Kason Howell	.281	96	20	27	12	0	3	12	0-0	7
RF	14	Justin Kirby	.267	90	22	24	6	1	8	24	5-5	20
DH	27	Bobby Peirce	.286	42	7	12	2	0	1	9	0-0	2



## AUBURN'S RECORD WHEN...

	2023	Under Thompson
Overall	16-7-1	238-171-1
SEC	2-4	81-104
Non-Conference	14-3-1	136-50-1
Postseason	0-0	21-17
Home	13-4-1	159-76-1
Away	1-3	53-72
Neutral	2-0	22-20
Current streak	L1	L1
Last 5 games	3-2	3-2
Last 10 games	4-6	4-6

### Situational:

AU scores first	8-2	154-56
Opp. scores first	8-5-1	84-115-1
AU scores 4+ runs	16-2-1	217-75-1
AU scores 3 runs or less	0-5	21-96
AU leads after 7 innings	12-1	192-17
8 innings	11-0	213-14
AU trails after 7 innings	3-6	19-126
8 innings	1-7	8-136
Game tied after 7 innings	1-0-1	22-24-1
8 innings	2-0-1	8-15-1
Extra Innings	2-0	13-18
1-run games	5-1	51-45
2-run games	1-0	3-17
3-run games	3-0	27-23
Games decided by 5+ runs	5-6	105-55
vs. LH Starter	4-2	70-53
vs. RH Starter	12-5-1	169-117-1
More hits than opponent	12-0	175-29
Fewer hits than opponent	3-7	40-131
Hits are tied	1-0-1	21-12-1
AU has 10+ hits	10-1-1	146-63-1
Opp. has 10+ hits	4-4-1	57-105-1
Hit a home run	14-6-1	158-76-1
Opp. hits a home run	8-6-1	107-113-1
AU quality start	0-0	68-22
Opp. quality start	1-4	27-63
AU commits no errors	8-2	108-43
Opp. commits no error	6-4	68-86

### By Day:

Sunday	1-2-1	36-32-1
Monday	0-0	3-2
Tuesday	4-0	49-18
Wednesday	2-0	20-7
Thursday	1-0	9-16
Friday	5-1	57-39
Saturday	3-4	60-54
Day Games (first pitch before 6 p.m.)	5-7-1	127-93-1
Night Games (first pitch after 6 p.m.)	11-0	111-78
Doubleheaders	0-2	26-18

### By Month:

February	5-1-1	50-15-1
March	11-6	85-47
April	0-0	51-49
May	0-0	34-47
June	0-0	16-10

### By Jersey:

White	2-0	59-33
Blue	7-1	50-34
Orange	0-0	49-35
Gray	1-2	29-40
Pinstripes	2-3-1	37-26-1
Cream Throwback	4-1	12-3

## UNIVERSITY INFORMATION

<b>Location</b>	Auburn, Ala.
<b>Enrollment</b>	31,526
<b>Founded</b>	October 1, 1856
<b>Nickname</b>	Tigers
<b>Colors</b>	Burnt Orange and Navy Blue
<b>President</b>	Dr. Christopher B. Roberts
<b>Athletics Director</b>	John Cohen
<b>Conference</b>	Southeastern (SEC West)
<b>Stadium / Capacity</b>	Samford Stadium-Hitchcock Field at Plainsman Park / 4,096
<b>Ticket Office Phone</b>	855-282-2010

## BASEBALL COACHING / SUPPORT STAFF

<b>Head Coach</b>	Butch Thompson (Birmingham-Southern, 1992)
<b>Record at Auburn / Seasons</b>	238-171-1 (.582) / 8th
<b>Career Coaching Record / Seasons</b>	277-192-1 (.590) / 9th
<b>Assistant Coach</b>	Karl Nonemaker (Vanderbilt, 2002)
<b>Assistant Coach</b>	Gabe Gross (Auburn, 2012)
<b>Pitching Coach</b>	Daron Schoenrock (Tennessee Tech, 1984)
<b>Director of Player Development</b>	Aaron Everett (UT Martin, 2012)
<b>Director of Operations</b>	Greg Drye (Southern Miss, 1998)
<b>Athletic Trainer</b>	Anthony Sandersen (South Dakota State, 2004)
<b>Strength &amp; Conditioning</b>	Chris Joyner (Minnesota State - Mankato, 2001)

## PROGRAM HISTORY

<b>Modern Era Program Record (since 1949)</b>	2,046-1,404-5 (.593)
<b>College World Series Appearances / Last</b>	6 / 2022
<b>College World Series Record</b>	4-12 (.250)
<b>NCAA Regional Appearances / Last</b>	23 / 2022
<b>NCAA Regional Record</b>	54-45 (.545)
<b>NCAA Super Regional Appearances / Last</b>	4 / 2022
<b>NCAA Super Regional Record</b>	5-6 (.455)
<b>Last Postseason Opponent</b>	Arkansas / 2022 College World Series
<b>Result</b>	Lost, 11-1

## POSTSEASON HISTORY

**College World Series Appearances: 6** (1967, 1976, 1994, 1997, 2019, 2022)

**Super Regional Appearances: 4** (1999, 2018, 2019, 2022)

**NCAA Regional Appearances: 23** (1963, 1967, 1976, 1978, 1987, 1989, 1993-95, 1997-2003, 2005, 2010, 2015, 2017, 2018, 2019, 2022)

**NCAA Regional Titles: 8** (1967, 1976, 1994, 1997, 1999, 2018, 2019, 2022)

## MEDIA RELATIONS

**Baseball Contact:** George Nunnelley, Asst. Director - Athletics Comm.

**Cell:** 502-609-9982

**Email:** gnnunnelley@auburn.edu

**Twitter:** @gnunnelley

**Associate AD:** Kirk Sampson

## 2023 AUBURN BASEBALL ROSTER

No.	Name	Pos.	Cl.	B/T	Ht.	Wt.	Exp.	Hometown (Previous School)
1	Caden Green	IF	Jr.	R/R	5-11	164	JC	Tulsa, Okla. (Seminole State)
2	Josh Hall	OF	Gr.	L/R	5-9	174	2L	Homewood, Ala. (Ole Miss)
3	Chris Stanfield	OF	Fr.	R/R	6-1	189	FR	Tallahassee, Fla. (Chiles)
4	Carter Wright	C	Jr.	R/R	6-0	195	JC	Blairsville, Ga. (Iowa Western)
5	Kason Howell	OF	5th	R/R	6-0	178	4L	Argyle, Texas (Liberty Christian)
6	Ryan Dyal	C	R-Jr.	L/R	5-10	197	2L	Senoia, Ga. (East Coweta)
7	Cole Foster	IF	Jr.	S/R	6-1	193	2L	Plano, Texas (Plano Senior)
8	Bryson Ware	IF/OF	Sr.	R/R	6-2	193	2L	Madison, Miss. (Pearl River)
9	Brody Moss	IF	So.	L/R	5-11	183	1L	Helena, Ala. (Helena)
10	Brody Wortham	IF	Gr.	R/R	6-1	187	TR	Wedowee, Ala. (West Georgia)
11	Gavin Miller	IF	Fr.	R/R	5-11	192	HS	Oakdale, Pa. (West Allegheny)
12	Drew Nelson	LHP/OF	Fr.	L/L	5-11	198	HS	Troy, Ala. (Pike Liberal Arts)
14	Justin Kirby	OF	Gr.	R/R	5-11	203	TR	Alpharetta, Ga. (Kent State)
16	Cam Hill	IF	Jr.	L/L	6-4	219	2L	Madison, Ala. (Bob Jones)
17	Trevor Horne	RHP	R-Fr.	L/R	6-3	203	RS	Phenix City, Ala. (Glenwood Academy)
18	Ike Irish	C	Fr.	L/R	6-2	202	HS	Hudsonville, Mich. (St. Mary's Prep)
20	Tommy Sheehan	LHP	Gr.	L/L	6-0	210	1L	Brielle, N.J. (Notre Dame)
21	Tommy Vail	LHP	Gr.	R/L	5-11	190	TR	Seattle, Wash. (Notre Dame/TCU)
22	Hayden Murphy	RHP/IF	Fr.	R/R	6-3	185	HS	Chula, Ga. (Tiftarea Academy)
23	Parker Carlson	RHP	So.	R/R	6-1	184	1L	Mobile, Ala. (Faith Academy)
24	Nate LaRue	C	Sr.	R/R	6-3	223	3L	Mobile, Ala. (McGill-Toolen)
25	Tanner Bauman	LHP	Jr.	L/L	6-4	208	JC	Jacksonville, Fla. (St. John's River State)
26	Cooper McMurray	IF	R-So.	L/L	6-3	258	TR	Tulsa, Okla. (Kansas)
27	Bobby Peirce	OF	R-Sr.	R/R	6-0	183	2L	Scottsdale, Ariz. (South Mountain)
28	Elliott Bray	RHP	Fr.	R/R	6-0	219	HS	Hartselle, Ala. (Hartselle)
29	Christian Herberholz	RHP	R-Jr.	R/R	5-11	197	JC	Scottsboro, Ala. (Southern Union)
31	Mike Bello	OF	So.	L/L	6-0	203	1L	Oak Ridge, N.J. (Pope John XXIII)
33	Will Cannon	RHP	So.	R/R	6-1	187	JC	Phenix City, Ala. (Northwest Florida State)
41	John Armstrong	RHP	So.	R/R	5-11	225	1L	Marietta, Ga. (Harrison)
43	Chase Isbell	RHP	Sr.	R/R	6-2	210	1L	Springville, Ala. (Samford)
44	Ryan Olson	RHP	Fr.	R/R	6-1	206	HS	Auburn, Ala. (Auburn)
45	Joseph Gonzalez	RHP	Jr.	R/R	6-4	233	2L	Humacao, P.R. (Leadership Christian Academy)
46	Chase Allsup	RHP	So.	R/R	6-1	238	1L	Dothan, Ala. (Dothan)
47	Cameron Keshock	RHP	Fr.	R/R	6-6	215	HS	Spanish Fort, Ala. (Spanish Fort)
51	Ty Mauldin	IF	Jr.	L/R	6-0	196	JC	Trussville, Ala. (Snead State)
54	Konner Copeland	LHP	Sr.	L/L	6-2	178	1L	Mobile, Ala. (Pensacola State)
77	Zach Crotchfelt	LHP	Fr.	L/L	6-2	210	HS	Jackson, N.J. (Jackson Memorial)

### COACHES & STAFF

30	Butch Thompson	Head Coach
36	Karl Nonemaker	Assistant Coach
39	Gabe Gross	Assistant Coach
40	Daron Schoenrock	Pitching Coach
	Aaron Everett	Director of Player Development
	Greg Drye	Director of Operations
	Sara Elizabeth Jackson	Special Assistant to the Head Coach
	Chris Joyner	Strength & Conditioning
	Anthony Sandersen	Athletic Trainer
	Wyn Grantham	Athletic Trainer Intern

### PRONUNCIATION GUIDE

Tanner BAUMAN ..... BOW-man (of a boat)  
 Ryan DYAL.....DIAL  
 KASON Howell..... KAY-son  
 Chase ISBELL.....IZ-bull  
 Cameron KESHOCK..... KEY-shock  
 Ty MAULDIN ..... MALL-den  
 Daron SCHOENROCK ..... SHOW-in-rock  
 Brody WORTHAM.....WORTH-um

**30 BUTCH THOMPSON HEAD COACH**

**THE AUBURN SKIPPER**

- Nine College World Series appearances / 18 postseason appearances
- 2013 National Runner-up (Mississippi State)
- 2001 National Champion (Birmingham-Southern)
- 2014 Baseball America/ABCA National Assistant Coach of the Year
- 2006 FCA Coach of the Year
- Coached 20 pitchers who went on to pitch in the Major Leagues
- Recruited and coached 38 pitchers who were drafted out of college that weren't drafted out of high school

**Butch Thompson enters his eighth season at the helm of the program in 2023, posting a record of 222-164 in his first seven seasons. He has led the program to the College World Series in two of the last three postseasons.**

Butch Thompson was named Auburn's head baseball coach on October 22, 2015 and enters his eighth season with the Tigers in 2023.

Thompson has returned the Tigers to prominence in seven seasons on The Plains as he has guided the team to a 222-164 overall record and has advanced to the NCAA Tournament four of the last five postseasons, including three Super Regional appearances in the last four years and two trips to the College World Series in the last three postseasons.

Thompson, who spent three seasons as an assistant coach and recruiting coordinator at Auburn from 2006-08, returned to The Plains after seven seasons at Mississippi State as both associate head coach and pitching coach.

A native of Amory, Miss., Thompson has coached 33 Division I All-Americans and 43 all-conference performers. He has seen 20 of his former pitchers called up to Major League Baseball, including 14 since 2014. Thompson has also turned 38 pitchers who went undrafted out of high school into MLB draft picks.

Along with his pitching pedigree, Thompson is also considered one of the top recruiters in the country. Since 2003, he has secured 15 recruiting classes that were ranked in the top 10 by either Baseball America or Perfect Game, including the program record No. 4 class in 2017 and No. 5 class in 2022. His classes signed from 2006-08 at Auburn each ranked in the top 18 nationally.

In 30 years of coaching at the collegiate level, including 21 in the Southeastern Conference, Thompson has coached nine College World Series participants, including leading the Tigers to the program's first trip to the College World Series in 22 years in 2019 and taking the team back for the second time in three seasons in 2022. Auburn is one of six programs to appear in two of the last three College World Series, and Thompson is one of five active SEC coaches who have taken their program to a pair of College World Series in a three-year span. Thompson has also coached one national champion and a national runner-up, won nine conference championships and made 18 postseason appearances.

Thompson was named the 2006 Fellowship of Christian Athletes SEC Coach of the Year while at Auburn and the 2014 Baseball America and American Baseball Coaches Association (ABCA) National Assistant Coach of the Year while at Mississippi State.

During his tenure with the Tigers, Thompson has led the team to three straight NCAA Tournament appearances from 2017-19 for the first time since 2001-03, including back-to-back super regionals in 2018 and 2019 for the first time in program history. Auburn has finished five of Thompson's seven seasons in the top 25, including three in the top 10. The No. 5 national ranking to finish 2022 was tied for the second highest mark in program history.

The 2022 season marked one of the most successful in recent program history as the Tigers went 43-22 overall and 16-13 in SEC play. The 43 wins were tied for the most since 1999, and the winning conference record marked the Tigers' third under Thompson after doing so just once from 2004-15.

Auburn went 37-18 in the regular season and lost back-to-back games on just three occasions before being selected as a regional host for the first time since 2010. The Tigers swept Southeastern, Florida State and UCLA in the regional, outscoring them 51-18 in the process, before becoming the first team to defeat Oregon State in a home super regional by taking down the Beavers in a dramatic winner-take-all game three. Auburn moved on to Omaha and defeated Stanford 6-2 to secure the program's first College World Series win since 1997.

In seven seasons at MSU, Thompson made four NCAA regional trips, two Super



Regionals, won the SEC Tournament and advanced to the College World Series finishing as NCAA runner-up in 2013. In three of his last four seasons in Starkville, the Bulldogs' staff ERA finished no higher than 3.06. Thompson's 2013 pitching staff was one of two nationally to finish in the top 15 in ERA, strikeouts per nine innings and hits allowed per nine innings.

In addition to his experience at Auburn and Mississippi State, Thompson also spent four seasons at Georgia from 2002-05, including a trip to the College World Series in 2004. While there, he guided the development of future Major Leaguers Josh Fields, Mitchell Boggs and Brooks Brown.

Thompson launched his coaching career as pitching coach and top assistant at Huntingdon College (Ala.) in 1993, before returning to his alma mater in Birmingham, where he helped lead the Panthers to back-to-back Southern States Conference Championships and in 1995 coached BSC to its first NAIA World Series berth.

Thompson left BSC briefly to serve as head coach at Jefferson State Community College in Birmingham in 1997. While at JSCC, he was honored as the Regional Tournament Coach of the Year, the ABCA Alabama Junior College Coach of the Year and the Southeast Region Coach of the Year after guiding JSCC to a 39-21 mark, the AJCAA Region 22 State Championship and a third-place finish in the NJCAA Division II World Series.

He returned to Birmingham-Southern as top assistant the following season, beginning a four-year run during the most successful span in BSC baseball history. The Panthers won 196 games and four TranSouth Conference Championships and made three-consecutive appearances in the NAIA World Series. BSC's 2001 team posted a school-best 55-11 mark and captured the NAIA National Championship.

In 2002, Thompson joined the SEC baseball coaching fraternity as a pitching coach and recruiting coordinator at Georgia and has been a part of the league for the past 17 seasons.

Thompson currently serves as the large-school representative for the Alabama Baseball Coaches Association and is an All-American committee member representing the South region for the ABCA.

Thompson prepped at Amory (Miss.) High School and later starred as a pitcher at Itawamba (Miss.) Community College from 1989-90. He is a member of both the ICC Athletic Hall of Fame (Class of 2014) and MACCC Hall of Fame (Class of 2021).

Thompson earned a Bachelor's Degree in History at BSC in 1992 and completed a Master's Degree in Sports Administration at UAB in 1996. He is married to the former Robin Ashe of Birmingham, Ala., and they are the parents of three daughters --- Anna, Olivia and Madelyn Gail.

**NATIONAL POLLS**

**NEWS & NOTES**

**BASEBALL AMERICA**

Mar. 27

1. LSU\*
2. Florida\*
3. Wake Forest
4. Vanderbilt
5. Virginia
6. Stanford
7. Arkansas\*
8. Louisville
9. East Carolina
10. South Carolina\*
11. Tennessee
12. UCLA
13. Boston College
14. Campbell
15. North Carolina
16. Miami
17. Oklahoma State
18. Kentucky
19. Texas
20. Texas Tech
21. FGCU
22. Iowa
23. UC Santa Barbara
24. UConn
25. Missouri\*

**D1 BASEBALL**

Mar. 27

1. LSU\*
2. Wake Forest
3. Florida\*
4. Vanderbilt
5. Virginia
6. Arkansas\*
7. Stanford
8. East Carolina
9. South Carolina\*
10. Tennessee
11. Louisville
12. UCLA
13. North Carolina
14. Boston College
15. Campbell
16. FGCU
17. Oklahoma State
18. Kentucky
19. Coastal Carolina
20. UConn
21. Texas
22. Texas Tech
23. Miami
24. West Virginia
25. Iowa

**USA TODAY**

Mar. 27

1. LSU\*
2. Wake Forest
3. Florida\*
4. Vanderbilt
5. Virginia
6. Arkansas\*
7. Stanford
8. South Carolina\*
9. Tennessee
10. East Carolina
11. Louisville
12. UCLA
13. Oklahoma State
14. North Carolina
15. Campbell
16. Boston College
17. Kentucky
18. FGCU
19. Texas
20. UConn
21. Texas Tech
22. Iowa
23. Miami
24. UC Santa Barbara
25. Ole Miss\*

**NCBWA**

Mar. 20

1. LSU\*
2. Florida\*
3. Arkansas\*
4. Wake Forest
5. Vanderbilt
6. Louisville
7. Virginia
8. UCLA
9. South Carolina\*
10. Stanford
11. East Carolina
12. Tennessee
13. Ole Miss\*
14. Texas Tech
15. North Carolina
16. Oklahoma State
17. Miami
18. Campbell
19. Texas A&M\*
20. Boston College
21. Missouri\*
22. FGCU
23. UC Santa Barbara
24. Kentucky
25. Alabama\*

**PERFECT GAME**

Mar. 27

1. LSU\*
2. Florida\*
3. Wake Forest
4. Vanderbilt
5. Arkansas\*
6. Virginia
7. Stanford
8. East Carolina
9. Tennessee
10. South Carolina\*
11. Louisville
12. UCLA
13. Boston College
14. Campbell
15. Texas Tech
16. Oklahoma State
17. UC Santa Barbara
18. North Carolina
19. FGCU
20. Kentucky
21. UConn
22. Miami
23. Ole Miss\*
24. TCU
25. UTSA

**COLLEGIATE BASEBALL**

Mar. 27

1. LSU\*
2. South Carolina\*
3. Virginia
4. Wake Forest
5. Florida\*
6. Vanderbilt
7. Arkansas\*
8. Louisville
9. UC Santa Barbara
10. East Carolina
11. Stanford
12. Kentucky
13. UCLA
14. Oklahoma State
15. Texas
16. Tennessee
17. Iowa
18. North Carolina
19. Campbell
20. Arizona State
21. Miami
22. Texas Tech
23. Boston College
24. UConn
25. FGCU

**AUBURN IN THE POLLS**

**BA D1 CB NC PG USA**

Pre. 22 NR NR NR 17 NR  
 2/20 23 NR NR NR 17 --  
 2/27 23 NR NR NR 13 NR  
 3/6 20 NR 20 NR 11 25  
 3/13 NR NR 24 NR 18 NR  
 3/20 NR NR NR NR NR NR

**SCOUTING THE LIONS**

- North Alabama enters the week with a 5-17 overall record.
- The Lions started the season 4-3 but have dropped 14 of the last 15 games since Mar. 4.
- Offensively, North Alabama is hitting .244 as a team and are led by freshman outfielder Ethan Walker's .340 clip. Graduate infielder Kyle Machado leads the way with six homers and 19 RBI.

**COMEBACK KIDS**

- Auburn's seven-run comeback win last Tuesday night vs. Georgia Tech marked the team's largest comeback win since Feb. 22, 2017 vs. Florida A&M.
- After winning 22 games in which they trailed last year, the Tigers have notched nine comeback wins this season.
- Three of the team's last four wins have been of the comeback variety.
- Thirty-one of the Tigers' 59 wins since the start of last season are comebacks.

**MAGIC NUMBERS**

- Auburn is 12-0 when outhitting the opponent, 16-2-1 when scoring four or more runs and 10-1-1 when recording 10 or more hits this season.

**HOME SWEET HOME**

- Auburn went 25-9 at Plainsman Park in 2022, tied for the second most home wins in a season in the last 20 years, and has won 26 of its last 33 home games (26-6-1).

**THREE KEYS TO THE GAME**

- Auburn's points of emphasis this season are producing the biggest inning, fewest freebies and most baserunners.
- The team that has produced the biggest inning is 19-1. Four games have had an equal biggest inning with one ending in a tie and the other three in one-run wins, including two in extra innings.
- The team that has issued the fewest freebies is 14-6-1. Three games have been tied on freebies.
- The team that has produced the most baserunners is 18-5-1.

**CONSISTENCY IS KEY**

- Despite having the No. 6 strength of schedule, Auburn didn't lose more than back-to-back games last season and dropped just two games in a row on four occasions.
- The series at Arkansas marked the first time since Apr. 9-11, 2021 that the Tigers have lost more than back-to-back games.

**FRESH FACES**

- Twenty of Auburn's 37 active players are new to the program in 2023.
- The Tigers started six new position players and threw two freshmen pitchers in last Tuesday's win vs. South Alabama in Montgomery.
- Auburn has started at least four new players in 19 straight games and in 22 of 24 contests this season.

**TOUGH ROAD AHEAD**

- Seven of Auburn's 10 SEC series are against teams currently ranked, including all five of the road series with three road opponents currently in the top 10.

## THE LAST TIME...

### BATTING SUPERLATIVES

5 hits in a game	Brody Moore vs. Florida State [5-for-5] (6/4/22)
6 hits in a game	Tyler Johnstone vs. Elon [6-for-7, 2B, 3B] (2/25/05)
Reached base 6 times	Kason Howell vs. Florida State [4-5, 2 BB] (6/4/22)
Reached base 7 times	Brody Moore vs. Florida State [5-5, 2BB] (6/4/22)
4 runs in a game	Brody Moore vs. Florida State (6/4/22)
5 runs in a game	Sonny DiChiara vs. Florida State (6/4/22)
6 runs in a game	Bryson Ware vs. Alabama A&M (2/24/21)
<b>10-game hitting streak</b>	<b>Cole Foster, 11 games (2/24-3/17/23)</b>
<b>15-game hitting streak</b>	<b>Bryson Ware, 15 games (6/20/22-3/10/23)</b>
20-game hitting streak	A. Grier, 22 games, (5/31/15-3/22/16)
25-game hitting streak	Justin Fradejas, 27 games (3/23-5/7/10)
30-game hitting streak	Casey Dunn, 31 games (2/22 [G1]-4/15/97)
<b>3 doubles in a game</b>	<b>Kason Howell vs. Lipscomb (3/3/22)</b>
4 doubles in a game	Ken Dempsey vs. Georgia (1971)
2 triples in a game	Jay Gonzalez vs. Alabama State (2/28/12)
3 triples in a game	never
<b>2 home runs in one game</b>	<b>Bryson Ware at #3 Arkansas (3/18/23)</b>
3 home runs in one game	Cole Foster vs. Southeastern (6/3/22)
<b>7 RBI in a game</b>	<b>Justin Kirby vs. USC (2/26/23)</b>
8 RBI in a game	Justin Bryant at Georgia (3/19/10)
9 RBI in a game	Cole Foster vs. Southeastern (6/3/22)
10 RBI in a game	Bob Berry vs. Huntington (4/15/82)
<b>Grand slam home run</b>	<b>Justin Kirby vs. USC (2/26/23)</b>
<b>Inside-the-park home run</b>	<b>Kason Howell vs. Southeastern (3/11/23)</b>
HR to begin game	Ryan Bliss vs. #11 Ole Miss (5/25/21)
Two HR in one inning	Cole Foster vs. Southeastern [1st] (6/3/22)
<b>HR in consecutive at-bats</b>	<b>Bryson Ware at #3 Arkansas (3/18/23)</b>
HR in three consecutive at-bats	Edouard Julien (2/20-22/19)
<b>HR in consecutive games</b>	<b>Bryson Ware vs. Lipscomb/UAB (3/4-7/23)</b>
<b>HR in three consecutive games</b>	<b>Bryson Ware vs. Lipscomb/UAB (3/4-7/23)</b>
HR in three consecutive SEC games	Trent Mummy (4/17-23/10)
<b>HR in four consecutive games</b>	<b>Bryson Ware (3/3-7/23)</b>
HR in four consecutive SEC games	Mike Bianucci (5/2-9/08)
HR in five consecutive games	Tim Lemons (4/6-10/85)
Walk-off HR	Kason Howell vs. Yale (G1 - 2/26/22)
Pinch-hit HR	Cam Hill vs. Kentucky (3/26/21)
Pinch-hit grand slam	Edouard Julien vs. BYU (G1 - 3/3/18)
HR in first at-bat of season	Steven Williams vs. Longwood (2/17/18)
HR in both games of DH	Dylan Ingram at #7 Mississippi St. (4/29/17)
Hit for the cycle	Judd Ward [3B, 1B, HR, 2B] vs. Illinois-Chicago (G1 - 2/15/20)
Hit from both sides of plate	Cole Foster [1st inn.]
in same inning	vs. Southeastern (6/3/22)
Two hits in same inning	Cole Foster [HR, HR] vs. Southeastern [1st] (6/3/22)
Stole home	Josh Hall vs. Kansas State (2/20/22)
<b>Stole two bases in a game</b>	<b>Justin Kirby at #3 Arkansas (3/19/23)</b>
Stole three bases in a game	Anfernee Grier vs. Southern (2/26/16)
Hit by a pitch 2 times in a game	Ryan Dyal vs. UAB (3/2/22)
Hit by a pitch 3+ times in a game	Dan Glevenyak at Alabama (4) (4/11/14)
Scored 20 or more runs	21 vs. Florida State (6/4/22)
Scored 25 or more runs	25 vs. Longwood (2/17/18)
Scored 30 or more runs	33 vs. Alabama A&M (2/24/21)
<b>Scored 5 runs in an Inning</b>	<b>5, vs. Georgia Tech (6th) (3/14/23)</b>
<b>Scored 6 runs in an Inning</b>	<b>6, vs. North Alabama (1st) (2/21/23)</b>
<b>Scored 7 runs in an Inning</b>	<b>7, vs. Lipscomb (1st) (3/4/23)</b>
Scored 8 runs in an Inning	8, at UAB (5th) (3/19/19)
Scored 9 runs in an Inning	9, vs. Rhode Island (1st) (G1 - 3/5/22)
<b>Scored 10+ runs in an Inning</b>	<b>11, vs. Florida A&amp;M (1st) (3/1/23)</b>
Recorded 10+ hits in an Inning	11, vs. Furman (5th) (2/12/00)
Scored in every inning	vs. Coppin State (3/18/14)
<b>Recorded 15-19 hits</b>	<b>17, vs. Lipscomb (3/4/23)</b>
<b>Recorded 20 or more hits</b>	<b>20, vs. Georgia Tech (3/14/23)</b>
<b>Hit 3 or more home runs in an inning</b>	<b>3, vs. Florida A&amp;M [1st] (3/1/23)</b>
<b>Hit 3 or more home runs in a game</b>	<b>3, vs. Florida A&amp;M (3/1/23)</b>
Hit 5 or more home runs in a game	7, vs. Southeastern (6/3/22)
Hit 7 or more home runs in a game	7, vs. Southeastern (6/3/22)
Hit back-to-back home runs	C. Foster & S. DiChiara vs. Southeastern (1st) (6/3/22)
Hit back-to-back-to-back home runs	R. Bliss, T. Miller & R. Woley vs. Texas A&M (1st) (5/15/21)
<b>Had 5 doubles</b>	<b>5, vs. Lipscomb (3/3/23)</b>
Had 6 doubles	6, vs. Jacksonville State (4/21/21)
Had 7 doubles	7, vs. Chicago State (3/8/20)
<b>Had 8 doubles</b>	<b>8, vs. Lipscomb (3/4/23)</b>
Had 9+ doubles	11, vs. Alabama A&M (2/24/21)
Stole 5 bases in a game	5, vs. Bethune-Cookman (5/6/14)
Stole 6 bases in a game	6, vs. #21 Tennessee (3/17/19)
Stole 7 bases in a game	7, vs. Presbyterian (5/8/12)
Stole 8 bases in a game	8, vs. Alcorn State (2/22/12)
<b>Walked 10+ times</b>	<b>10, vs. Georgia (3/23/23)</b>
Did not strike out in a game	vs. Belmont (3/11/12)

### PITCHING SUPERLATIVES

<b>INDIVIDUAL</b>	
Nine-inning no-hitter	Casey Mize vs. Northeastern (3/9/18)
Nine-inning no-hitter (combined)	Mike Mueller [2.0], Lee Carter [1.0]
	Brandon Channell [1.0], Reid Price [1.0], Andrew Skinner [1.0], Arnold Hughey [1.0], Ken Clayton [1.0], Cory Duedeit [0.2], Sean Jones [0.1] vs. UAB (3/19/02)
Seven-inning no-hitter	Jason Johnson vs. LaGrange College (4/30/91)
Nine-inning perfect game	Eric Brandon vs. Murray State (3/2/02)
Seven-inning perfect game	Jason Johnson vs. LaGrange College (4/30/91)
Nine-inning one-hitter (individual)	Keegan Thompson vs. Presbyterian (3/1/14)
Nine-inning one-hitter (combined)	Tanner Burns [7.0], Cody Greenhill [2.0] vs. Chicago State (3/6/20)
Five-inning one-hitter	Kevin Davis [3.2], Jacob Milliman [1.1], vs. Radford (2/22/15)
Nine-inning two-hitter	Tanner Burns [9.0] vs. Cincinnati (3/1/19)
Complete game	Joseph Gonzalez vs. #12 Vanderbilt (4/10/22)
Complete game shutout	Jack Owen vs. UTSA (3/9/19)
Consecutive complete games	K. Thompson vs. Arkansas & LSU (4/4 & 4/11/15)
Struck out 10 batters	10 by Mason Barnett vs. UCLA (6/5/22)
Struck out 11 batters	11 by Jordan Armstrong vs. Yale (2/25/22)
Struck out 12 batters	12 by Casey Mize at Kentucky (3/23/18)
Struck out 13 batters	13 by Casey Mize vs. Texas A&M (3/16/18)
Struck out 15 batters	15 by Tanner Burns vs. Cincinnati (3/1/19)
<b>TEAM</b>	
Struck out 15+ batters	16, Bright [8], Sheehan [3], Burkhalter [5] vs. Stanford (6/20/22)
Struck out 20+ batters	20, Fuller [4], Watson [4], Anderson [3], Greenhill [4], Skipper [3], Wade [2] vs. #9 Arkansas (4/5/19)
Struck out 15 batters consecutive games	vs. Ga State, at Missouri (4/5-7/16)
Shut out an opponent	2-0 vs. South Carolina (4/24/22)
Consecutive shutouts	16-0 / 12-0 [7] vs. Rhode Island (3/5/22)
Three straight shutouts	2-0 vs. UTSA / 5-0 vs. UTSA (3/6-9/19)
Shut out an SEC opponent	2-0 vs. South Carolina (4/24/22)
Shut out an SEC opponent on the road	3-0 at Missouri (5/21/21)
Consecutive SEC shutouts	5-0 and 4-0 at Miss. State (3/27-28/15)
Consecutive SEC shutouts on the road	5-0 and 4-0 at Miss. State (3/27-28/15)
<b>Was shut out</b>	<b>5-0 at #3 Arkansas (3/19/23)</b>
Was held to one hit	vs. #24 Missouri (4/1/18)
Was no hit	vs. #13 Arkansas (5/25/17)
<b>FIELDING SUPERLATIVES</b>	
2 errors in a game	Jake Wyandt vs. #1 Ole Miss (3/17/22)
3 errors in a game	Luke Jarvis vs. Presbyterian (3/11/17)
4 errors in a game	Brett Burnham at Alabama (4/5/00)
3 double plays turned in a game	vs. Alabama (5/14/22)
4 double plays turned in a game	at #1 Arkansas (4/3/21)
5 double plays turned in a game	never
Triple play (Auburn)	vs. Memphis (5/22/78)
Triple play (Opponent)	at Florida [4th] (3/15/08)
Threw a runner out at HP to end game	Bryson Ware at Mississippi State (4/17/22)
<b>MISC. SUPERLATIVES</b>	
Won 10 or more consecutive games	15 (2/24-3/22/19)
Won 15 or more consecutive games	15 (2/24-3/22/19)
Won 8 or more consecutive SEC games	9 (4/1-21/95)
Lost 5 or more consecutive games	5 (4/2-11/21)
Home winning streak	21 (1964-66)
Road winning streak	14 (1967/1995)
Season-opening winning streak	17 (2/7-3/5/97)
<b>Extra-innings victory</b>	<b>7-6, vs. Georgia [11 inn] (3/23/23)</b>
Extra-innings loss	4-5, at Texas A&M [11 inn] (3/26/22)
<b>Swept a 3-game series</b>	<b>vs. Lipscomb (3/3-5/23)</b>
Swept a road series	at Alabama (4/20-21/18)
Swept a road SEC series	at Alabama (4/20-21/18)
Swept a SEC series	vs. South Carolina (4/22-24/22)
Swept a 4-game series	Rhode Island (3/4-6/22)
Swept a doubleheader	Rhode Island (3/5/22)
Allowed 3 runs or fewer in a three-game series	2, vs. Chicago State (3/6-8/20)
Allowed 3 runs or fewer in a four-game series	3, vs. Rhode Island (3/4-6/22)
Allowed 3 runs or fewer in a SEC series	3, vs. Miss. State (3/27-29/15)
Allowed 4 runs or fewer in a series	3, vs. UTSA (3/8-9/19)
Allowed 4 runs or fewer in a SEC series	4, vs. Georgia (4/23-25/15)
Allowed 3 runs or fewer in a road series	3, vs. Miss. State (3/27-29/15)
Allowed 3 runs or fewer in a SEC road series	3, vs. Miss. State (3/27-29/15)
<b>Overcome a deficit of 7+ runs</b>	<b>7 runs, [0-7, 12-11 (12)] vs. Georgia Tech (3/14/23)</b>
Won a 1-0 game	vs. Mercer (5/30/15) [NCAA Regional]
Lost a 1-0 game	vs. Ohio State (2/15/14)
<b>Walk-off win</b>	<b>vs. Georgia [11 inn.] (3/23/23)</b>
Walk-off loss	at Mississippi State [9 inn.] (4/14/22)







29 • C. HERBERHOLZ RHP

5-11 • 197 • R-JR • Scottsboro, AL • Southern Union  
 • Made a pair of appearances vs. UGA  
 • Is 2nd on the team with a 2.57 ERA in SEC play  
 • Retired all 6 batters faced w/ 3 Ks at Arkansas (3/18)

YEAR	ERA	W-L	G/S	IP	H	R	ER	BB	K	BAA
2020*	10.43	0-4	5/4	14.2	17	19	17	10	13	.288
2021*	13.50	0-0	1/0	0.2	0	1	1	1	1	.000
2022*	2.40	4-0	10/7	56.1	41	24	15	11	55	.179
2023	6.75	0-1	8/3	18.2	25	17	14	5	17	.321
TOTAL	4.68	4-5	24/14	90.1	83	61	47	27	87	--

SEASON HIGHS				CAREER HIGHS			
IP: 4.0, vs. USC (2/25)				7.2, at Bevill State (4/15/22)			
H: 6, two times				7, vs. Shelton State (3/31/22)			
R: 4, vs. Lipscomb (3/4)				7, at Wallace State (3/24/22)			
ER: 4, vs. Lipscomb (3/4)				6, at N.C. State (2/23/20)			
K: 4, vs. USC (2/25)				13, vs. Marion Military (3/17/22)			
BB: 1, five times				4, vs. Bradley (2/29/20)			
PC: 68, vs. USC (2/25)				78, vs. Evansville (2/16/20)			

17 • TREVOR HORNE RHP

6-3 • 203 • R-FR • Phenix City, AL • Glenwood  
 • Matched a season high with 1.2 IP vs. GT (3/14)  
 • Made a pair of scoreless appearances vs. SLU (3/10-11)  
 • Retired all four batters he faced with a K in the finale

YEAR	ERA	W-L	G/S	IP	H	R	ER	BB	K	BAA
2023	6.75	0-0	6/0	6.2	6	5	5	3	7	.231

SEASON HIGHS				CAREER HIGHS			
IP: 1.2, two times				1.2, two times			
H: 3, vs. GT (3/14)				3, vs. GT (3/14/23)			
R: 3, vs. Georgia (3/25)				3, vs. Georgia (3/25/23)			
ER: 3, vs. Georgia (3/25)				3, vs. Georgia (3/25/23)			
K: 3, vs. FAMU (3/1)				3, vs. FAMU (3/1/23)			
BB: 2, vs. Georgia (3/25)				2, vs. Georgia (3/25/23)			
PC: 27, vs. GT (3/14)				27, vs. GT (3/14/23)			

43 • CHASE ISBELL RHP

6-2 • 210 • SR • Springville, AL • Samford  
 • Earned a save in back-to-back appearances vs. USA (3/21) and UAG (3/24)  
 • Earned the win in 2.0 scoreless IP vs. GT (3/14)  
 • Pitched an immaculate inning vs. UNA (2/21)  
 • Named to the NCBWA Stopper of the Year Watch List

YEAR	ERA	W-L	G/S	IP	H	R	ER	BB	K	BAA
2020*	3.38	1-0	5/0	5.1	3	4	2	7	6	.167
2021*	2.32	4-2	26/0	31.0	19	9	8	13	44	.173
2022	4.82	1-1	14/0	18.2	17	10	10	14	23	.243
2023	7.80	2-1	12/1	15.0	16	13	13	7	23	.262
AU	6.15	3-2	26/1	33.2	33	23	23	21	46	.252
TOTAL	4.24	8-4	56/1	70.0	55	36	33	41	96	--

SEASON HIGHS				CAREER HIGHS			
IP: 3.1 vs. Lipscomb (3/4)				3.1, vs. Lipscomb (3/4/23)			
H: 4, vs. Lipscomb (3/4)				5, vs. Vandy (4/9/22)			
R: 4, vs. USC (2/26)				5, at LSU (4/1/22)			
ER: 4, vs. USC (2/26)				5, at LSU (4/1/22)			
K: 7, vs. Lipscomb (3/4)				7, vs. Lipscomb (3/4/23)			
BB: 2, at JSU (3/8)				3, at Samford (5/17/22)			
PC: 56, vs. Lipscomb (3/4)				57, at ETSU (5/21/21)			

22 • HAYDEN MURPHY RHP

6-3 • 185 • FR • Chula, GA • Tiftarea Academy  
 • Pitched a season-high 2.0 innings vs. USA (3/21)  
 • Held the Jaguars scoreless in his first two frames before allowing the first four batters of the 7th inning to reach

YEAR	ERA	W-L	G/S	IP	H	R	ER	BB	K	BAA
2023	4.26	0-0	5/0	6.1	9	3	3	2	0	.310

SEASON HIGHS				CAREER HIGHS			
IP: 2.0, vs. South Alabama (3/21)				2.0, vs. South Alabama (3/21/23)			
H: 3, two times				3, two times			
R: 2, vs. South Alabama (3/21)				2, vs. South Alabama (3/21/23)			
ER: 2, vs. South Alabama (3/21)				2, vs. South Alabama (3/21/23)			
K: --				--			
BB: 1, two times				1, two times			
PC: 32, vs. South Alabama (3/21)				32, vs. South Alabama (3/21/23)			

12 • DREW NELSON LHP

5-11 • 198 • FR • Troy, AL • Pike Liberal Arts  
 • Pitched a season-high 4.0 scoreless innings and earned his first collegiate win vs. USA (3/21)  
 • Pitched 1.2 innings with 5 Ks at Arkansas (3/17)  
 • Has allowed one ER in his last three apps and 8.1 IP

YEAR	ERA	W-L	G/S	IP	H	R	ER	BB	K	BAA
2023	7.59	1-1	5/2	10.2	9	10	9	6	11	.220

SEASON HIGHS				CAREER HIGHS			
IP: 4.0, vs. South Alabama (3/21)				4.0, vs. South Alabama (3/21/23)			
H: 4, vs. USC (2/26)				4, vs. USC (2/26/23)			
R: 4, two times				4, two times			
ER: 4, two times				4, two times			
K: 5, at Arkansas (3/17)				5, at Arkansas (3/17/23)			
BB: 3, vs. Indiana (2/19)				3, vs. Indiana (2/19/23)			
PC: 65, vs. South Alabama (3/21)				65, vs. South Alabama (3/21/23)			

44 • RYAN OLSON RHP

6-1 • 206 • FR • Auburn, AL • Auburn

YEAR	ERA	W-L	G/S	IP	H	R	ER	BB	K	BAA
2023	21.60	0-0	3/0	1.2	6	4	4	2	3	.600

SEASON HIGHS				CAREER HIGHS			
IP: 1.0, vs. FAMU (3/1)				1.0, vs. FAMU (3/1/23)			
H: 3, vs. Southeastern (3/11)				3, vs. Southeastern (3/11/23)			
R: 3, vs. Southeastern (3/11)				3, vs. Southeastern (3/11/23)			
ER: 3, vs. Southeastern (3/11)				3, vs. Southeastern (3/11/23)			
K: 2, vs. FAMU (3/1)				2, vs. FAMU (3/1/23)			
BB: 2, vs. Indiana (2/19)				2, vs. Indiana (2/19/23)			
PC: 26, vs. FAMU (3/1)				26, vs. FAMU (3/1/23)			

20 • TOMMY SHEEHAN LHP

6-0 • 210 • Gr. • Brielle, NJ • Notre Dame  
 • Hasn't made an appearance since Feb. 18  
 • Allowed just one earned run in his final seven appearances and 15.0 innings in 2022

YEAR	ERA	W-L	G/S	IP	H	R	ER	BB	K	BAA
2018*	5.74	2-4	14/14	62.2	62	43	40	41	27	.264
2019*	4.58	5-6	15/15	92.1	100	62	47	23	62	.268
2020*	2.70	3-0	4/4	23.1	18	7	7	5	22	.202
2021*	6.75	0-1	2/2	8.0	10	6	6	5	10	.303
2022	4.28	2-0	16/3	33.2	25	18	16	22	29	.207
2023	0.00	0-0	1/0	0.1	0	0	0	2	1	.000
AU	4.24	2-0	17/3	34.0	25	18	16	24	30	.205
TOTAL	4.74	12-11	52/37	220.1	215	136	116	98	151	--

SEASON HIGHS				CAREER HIGHS			
IP: 0.1, vs. Indiana (2/18)				9.0, two times			
H: --				13, vs. North Carolina (4/13/19)			
R: --				11, vs. North Carolina (4/13/19)			
ER: --				8, vs. North Carolina (4/13/19)			
K: 1, vs. Indiana (2/18)				9, at UAB (2/14/20)			
BB: 2, vs. Indiana (2/18)				6, vs. Purdue (2/24/18)			
PC: 20, vs. Indiana (2/18)				112, vs. North Carolina (4/13/19)			

21 • TOMMY VAIL LHP

5-11 • 190 • Gr. • Seattle, WA • TCU/Notre Dame  
 • Is 2nd among active NCAA players in H/9.0 IP (5.30)  
 • Has held the opponent scoreless in the first 3.0 innings in each of his last two SEC starts before allowing a combined seven runs in the fourth innings  
 • Pitched a career high 5.2 innings with 8 Ks vs. UAB (3/7)  
 • Was teammates with Tommy Sheehan at ND from 2018-21 before spending last season at TCU

YEAR	ERA	W-L	G/S	IP	H	R	ER	BB	K	BAA
2018*	3.90	3-2	27/1	27.2	24	16	12	24	30	.231
2019*	3.27	3-2	25/2	44.0	24	19	16	26	61	.157
2020*	2.08	3-0	7/0	17.1	5	6	4	3	24	.086
2021*	DNP-INJURED									
2022*	3.65	1-0	13/0	12.1	9	5	5	6	15	.205
2023	3.57	2-1	7/5	22.2	11	9	9	12	29	.141
TOTAL	3.34	11-5	79/8	124.0	73	55	46	71	159	--

SEASON HIGHS				CAREER HIGHS			
IP: 5.2, vs. UAB (3/7)				5.2, vs. UAB (3/7/23)			
H: 7, vs. Georgia (3/23)				7, vs. Georgia (3/23/23)			
R: 4, at Arkansas (3/17)				4, four times			
ER: 4, two times				4, two times			
K: 8, vs. UAB (3/7)				9, vs. Toledo (2/22/20)			
BB: 4, at Arkansas (3/17)				5, vs. Duke (5/21/19)			
PC: 87, vs. UAB (3/7)				92, vs. Boston College (4/29/18)			

AUBURN IN THE NATIONAL AND SEC RANKINGS

(as of Mar. 27)

TEAM	TOTAL	NCAA	SEC
Doubles	55	22	2
41 JOHN ARMSTRONG Wins	5	5	1
5 KASON HOWELL Doubles	12	6	2
18 IKE IRISH Doubles	13	3	1
8 BRYSON WARE Total bases	80	6	3
Slugging percentage	.879	10	4
Home runs	11	11	4

# PITCHING CAREERS

## CHASE ALLSUP'S AUBURN APPEARANCES

### 2022 - FRESHMAN YEAR

Date	Opp (Res.)	DEC	QS	IP	H	R	ER	BB	SO	HR	ERA	NP
2/20	vs. Kansas State (W, 12-1)	-	-	1.0	0	0	0	0	3	0	0.00	14
2/25	YALE (W, 9-0)	-	-	1.0	0	0	0	2	2	0	0.00	25
3/2	UAB (W, 16-1)	-	-	1.0	0	0	0	1	2	0	0.00	20
3/9	vs. Tennessee Tech (W, 4-3)	-	-	2.0	2	0	0	1	3	0	0.00	39
3/13	MIDDLE TENNESSEE-G1 (W, 10-7)	-	-	1.1	3	1	0	1	3	0	0.00	35
3/18	#1 OLE MISS (W, 19-5)	-	-	1.1	2	4	2	2	2	1	2.35	49
3/26	at Texas A&M (L, 4-5 [11])	-	-	0.1	0	0	0	0	0	0	2.25	1
3/27	at Texas A&M (W, 13-9)	W	-	1.0	0	1	0	1	0	0	2.00	19
4/5	at UAB (W, 6-4)	S	-	2.1	2	1	1	0	2	1	2.38	34
4/12	SAMFORD (W, 4-1)	-	-	2.0	1	0	0	0	5	0	2.03	33
4/19	ALABAMA STATE (W, 6-5 [10])	-	-	0.2	0	0	0	2	0	0	1.93	15
4/22	SOUTH CAROLINA (W, 6-3)	-	-	0.2	0	0	0	0	0	0	1.84	5
4/26	at Jax State (W, 8-4)	-	-	2.2	2	1	1	0	3	1	2.08	31
4/30	at #1 Tennessee (W, 8-6)	-	-	1.1	2	1	1	1	1	0	2.41	41
5/6	#3 ARKANSAS (L, 8-11)	-	-	1.2	1	0	0	1	0	0	2.21	21
5/8	#3 ARKANSAS (L, 4-7)	-	-	0.2	1	1	1	2	0	0	2.57	22
5/14	ALABAMA (W, 6-4)	S	-	2.0	1	0	0	0	2	0	2.35	21
5/17	at Samford (W, 8-4)	-	-	1.0	1	0	0	1	2	0	2.25	21
5/20	at Kentucky (W, 6-3)	-	-	1.0	1	1	1	0	1	1	2.52	14
5/21	at Kentucky (L, 3-6)	-	-	2.0	2	1	1	0	2	0	2.67	28
5/25	vs. Kentucky (L, 1-3)	-	-	1.0	0	0	0	0	3	0	2.57	20
6/12	at #3 Oregon State (L, 3-4)	-	-	0.2	1	1	1	1	0	0	2.83	11
6/21	vs. Arkansas (L, 1-11)	-	-	0.2	2	2	2	1	1	0	3.38	21

### 2023 - SOPHOMORE YEAR

Date	Opp (Res.)	DEC	QS	IP	H	R	ER	BB	SO	HR	ERA	NP
2/17	*INDIANA (W, 8-4)	-	-	2.0	3	2	2	2	4	1	9.00	48
2/24	*USC (W, 5-3)	-	-	3.2	5	1	1	2	2	0	4.76	72
3/3	LIPSCOMB (W, 7-3)	S	-	3.0	1	1	1	2	5	1	4.15	55
3/7	UAB (W, 4-1)	S	-	3.1	3	1	1	1	3	0	3.75	46
3/11	SOUTHEASTERN (L, 3-8)	-	-	1.0	4	2	2	0	2	0	4.85	23
3/14	GEORGIA TECH (W, 12-11 [12])	-	-	0.2	4	3	3	0	0	0	6.59	20
3/19	at #3 Arkansas (L, 0-5)	-	-	0.1	4	2	2	0	1	0	7.71	19
3/24	GEORGIA (W, 6-3)	-	-	2.2	1	1	0	1	3	0	6.48	50

## JOHN ARMSTRONG'S AUBURN APPEARANCES

### 2022 - FRESHMAN YEAR

Date	Opp (Res.)	DEC	QS	IP	H	R	ER	BB	SO	HR	ERA	NP
2/18	vs. Oklahoma (L, 0-3)	-	-	1.0	0	0	0	0	1	0	0.00	8
2/19	vs. #12 Texas Tech (W, 2-1)	-	-	0.2	0	0	0	1	0	0	0.00	13
2/25	YALE (W, 9-0)	-	-	0.2	0	0	0	0	2	0	0.00	9
2/26	YALE-G2 (L, 4-5 [10])	-	-	0.2	1	0	0	0	1	0	0.00	12
3/1	ALABAMA STATE (W, 13-7)	-	-	0.2	1	0	0	0	2	0	0.00	16
3/9	vs. Tennessee Tech (W, 4-3)	-	-	0.1	1	0	0	0	1	0	0.00	5
3/11	MIDDLE TENNESSEE (L, 8-10)	-	-	0.1	0	3	0	2	1	0	0.00	18
3/17	#1 OLE MISS (L, 6-13)	-	-	0.0	2	3	2	2	0	0	4.15	19
3/22	vs. South Alabama (W, 13-12)	-	-	0.1	0	0	0	0	0	0	3.86	4
3/29	JAX STATE (L, 2-5)	-	-	1.1	1	0	0	1	0	0	3.00	26
5/8	#3 ARKANSAS (L, 4-7)	-	-	2.2	0	0	0	1	4	0	2.08	40
5/13	ALABAMA (W, 3-2)	W	-	2.2	1	0	0	0	3	0	1.59	29
5/17	at Samford (W, 8-4)	-	-	2.1	1	0	0	0	3	0	1.32	29
5/20	at Kentucky (L, 1-5)	-	-	0.2	1	0	0	2	0	0	1.26	10
5/21	at Kentucky (L, 3-6)	-	-	0.0	3	2	2	1	0	0	2.51	11
6/4	FLORIDA STATE (W, 21-7)	-	-	2.0	3	1	1	1	0	0	2.76	24
6/11	at #3 Oregon State (W, 7-5)	-	-	1.0	0	0	0	1	0	0	2.60	15
6/12	at #3 Oregon State (L, 3-4)	-	-	0.2	2	0	0	0	0	0	2.50	9
6/21	vs. Arkansas (L, 1-11)	-	-	1.0	4	4	4	1	1	1	4.26	24

### 2023 - SOPHOMORE YEAR

Date	Opp (Res.)	DEC	QS	IP	H	R	ER	BB	SO	HR	ERA	NP
2/17	INDIANA (W, 8-4)	-	-	3.1	0	0	0	1	3	0	0.00	48
2/21	vs. North Alabama (W, 13-1)	-	-	1.1	1	0	0	0	2	0	0.00	18
2/24	USC (W, 5-3)	W	-	0.1	0	0	0	0	0	0	0.00	2
2/25	USC (W, 12-6)	W	-	1.2	1	3	3	3	1	0	4.05	34
3/3	LIPSCOMB (W, 7-3)	W	-	2.1	2	1	1	0	4	1	4.00	44
3/5	LIPSCOMB (W, 4-3)	W	-	3.0	0	0	0	0	2	0	3.00	43
3/10	SOUTHEASTERN (W, 7-1)	S	-	3.1	0	0	0	1	1	0	2.35	46
3/14	GEORGIA TECH (W, 12-11 [12])	-	-	1.0	3	1	1	0	2	0	2.76	18
3/17	at #3 Arkansas (L, 2-7)	-	-	2.0	5	3	2	1	2	0	3.44	51
3/21	vs. South Alabama (W, 6-5)	-	-	2.0	2	3	3	1	1	2	4.43	33
3/24	GEORGIA (W, 6-3)	W	-	2.2	5	0	0	1	0	0	3.91	39

## TANNER BAUMAN'S AUBURN APPEARANCES

### 2023 - JUNIOR YEAR

Date	Opp (Res.)	DEC	QS	IP	H	R	ER	BB	SO	HR	ERA	NP
2/17	INDIANA (W, 8-4)	W	-	2.2	1	2	1	1	3	0	3.38	52
2/24	USC (W, 5-3)	-	-	3.2	1	2	2	3	3	0	4.26	52
3/3	*LIPSCOMB (W, 7-3)	-	-	3.2	4	1	1	1	5	1	3.60	73
3/10	*SOUTHEASTERN (W, 7-1)	-	-	4.0	7	1	1	1	3	0	3.21	75
3/14	GEORGIA TECH (W, 12-11 [12])	-	-	2.0	3	0	0	0	2	0	2.81	33
3/18	at #3 Arkansas (L, 3-9)	-	-	2.0	4	3	3	2	1	0	4.00	47
3/24	*GEORGIA (W, 6-3)	-	-	2.2	4	2	2	2	2	1	4.35	56

## WILL CANNON'S AUBURN APPEARANCES

### 2023 - SOPHOMORE YEAR

Date	Opp (Res.)	DEC	QS	IP	H	R	ER	BB	SO	HR	ERA	NP
2/17	INDIANA (W, 8-4)	-	-	1.0	1	0	0	0	2	0	0.00	23
2/24	USC (W, 5-3)	S	-	1.1	2	0	0	1	1	0	0.00	26
2/25	USC (W, 12-6)	S	-	1.2	2	0	0	1	1	0	0.00	24
3/4	LIPSCOMB (W, 12-11)	W	-	2.0	2	1	1	2	2	0	1.50	36
3/8	at Jacksonville State (W, 6-3)	S	-	2.2	3	2	2	1	4	0	3.12	45
3/11	SOUTHEASTERN (L, 3-8)	-	-	1.0	4	3	1	1	1	1	3.72	30

## PARKER CARLSON'S AUBURN APPEARANCES

### 2022 - FRESHMAN YEAR

Date	Opp (Res.)	DEC	QS	IP	H	R	ER	BB	SO	HR	ERA	NP
2/23	TROY (W, 13-1)	-	-	1.0	0	0	0	0	1	0	0.00	8
2/26	YALE-G2 (L, 4-5 [10])	-	-	1.0	2	1	1	0	1	1	4.50	17
3/6	RHODE ISLAND (W, 14-1)	W	-	3.0	2	1	1	1	4	1	3.60	40
3/13	MIDDLE TENNESSEE-G1 (W, 10-7)	-	-	0.2	3	3	3	0	2	1	7.94	24
3/29	JAX STATE (L, 2-5)	L	-	1.2	1	2	2	2	2	0	8.59	34

### 2023 - SOPHOMORE YEAR

Date	Opp (Res.)	DEC	QS	IP	H	R	ER	BB	SO	HR	ERA	NP
2/19	INDIANA (L, 2-11)	-	-	0.2	3	1	1	0	1	0	13.50	18
2/26	USC (T, 12-12)	-	-	0.1	0	0	0	0	1	0	9.00	6
3/1	FLORIDA A&M (W, 18-8)	-	-	1.0	2	3	1	2	3	0	9.00	27
3/5	LIPSCOMB (W, 4-3)	-	-	0.1	0	0	0	1	1	0	7.71	10
3/10	SOUTHEASTERN (W, 7-1)	W	-	1.0	0	0	0	0	2	0	5.40	15
3/11	SOUTHEASTERN (L, 7-8)	-	-	0.2	1	0	0	1	0	0	4.50	18
3/17	at #3 Arkansas (L, 2-7)	-	-	0.1	0	0	0	1	0	0	4.15	7
3/25	GEORGIA (L, 7-24 [8])	-	-	1.2	3	1	1	1	3	0	4.50	40

## KONNER COPELAND'S AUBURN APPEARANCES

### 2022 - JUNIOR YEAR

Date	Opp (Res.)	DEC	QS	IP	H	R	ER	BB	SO	HR	ERA	NP
3/1	*ALABAMA STATE (W, 13-7)	-	-	2.1	5	1	0	2	1	0	0.00	52
4/1	at #12 LSU (L, 2-9)	-	-	0.1	0	0	0	0	0	0	0.00	1
4/15	at Mississippi State (L, 5-9)	-	-	0.1	0	0	0	0	1	0	0.00	3
4/20	*KENNESAW STATE (W, 14-1)	W	-	4.0	2	0	0	1	8	0	0.00	68
4/26	at Jax State (W, 8-4)	W	-	1.1	3	2	2	1	1	0	2.16	25
4/30	at #1 Tennessee (W, 8-6)	W	-	2.0	3	1	1	0	2	1	2.61	41
5/6	#3 ARKANSAS (L, 8-11)	-	-	1.1	2	4	4	2	1	2	5.40	32
5/10	at Troy (W, 11-4)	-	-	0.2	1	0	0	0	1	0	5.11	12
6/3	SOUTHEASTERN (W, 19-7)	-	-	2.2	4	3	0	2	4	0	4.20	56

### 2023 - SENIOR YEAR

Date	Opp (Res.)	DEC	QS	IP	H	R	ER	BB	SO	HR	ERA	NP
2/21	*vs. North Alabama (W, 13-1)	W	-	3.2	3	1	1	0	6	0	2.45	66
2/26	USC (T, 12-12)	-	-	2.0	3	0	0	0	1	0	1.59	39
3/4	LIPSCOMB (W, 12-11)	-	-	0.2	4	4	4	0	0	1	7.11	20
3/8	*at Jacksonville State (W, 6-3)	-	-	5.0	2	0</						

**2023 AUBURN BASEBALL GAME NOTES**

2023 - JUNIOR YEAR												
Date	Opp (Res.)	DEC	QS	IP	H	R	ER	BB	SO	HR	ERA	NP
2/18	*INDIANA (W, 6-1)	W	-	5.0	2	0	0	0	1	0	0.00	41

**CHRISTIAN HERBERHOLZ'S AUBURN APPEARANCES**

2023 - REDSHIRT JUNIOR YEAR												
Date	Opp (Res.)	DEC	QS	IP	H	R	ER	BB	SO	HR	ERA	NP
2/19	INDIANA (L, 2-11)	-	-	1.1	3	3	3	1	2	0	20.25	39
2/25	*USC (W, 12-6)	-	-	4.0	5	3	2	1	4	1	8.44	68
3/4	*LIPSCOMB (W, 12-11)	-	-	3.0	6	4	4	1	2	2	9.72	60
3/8	at Jacksonville State (W, 6-3)	-	-	0.1	1	1	0	0	1	0	9.35	13
3/11	*SOUTHEASTERN (L, 7-8)	L	-	3.0	6	3	3	1	3	0	9.26	65
3/18	at #3 Arkansas (L, 3-9)	-	-	2.0	0	0	0	0	3	0	7.90	25
3/23	GEORGIA (W, 7-6 [11])	-	-	3.0	2	1	1	0	0	0	7.02	25
3/25	GEORGIA L, 7-24 [8]	-	-	2.0	2	2	1	1	2	0	6.75	25

**TREVOR HORNE'S AUBURN APPEARANCES**

2023 - REDSHIRT FRESHMAN YEAR												
Date	Opp (Res.)	DEC	QS	IP	H	R	ER	BB	SO	HR	ERA	NP
2/19	INDIANA (L, 2-11)	-	-	1.2	1	0	0	0	0	0	0.00	23
3/1	FLORIDA A&M (W, 18-8)	-	-	1.0	1	1	1	0	3	1	3.38	14
3/10	SOUTHEASTERN (W, 7-1)	-	-	0.2	0	0	0	1	1	0	2.70	18
3/11	SOUTHEASTERN (L, 7-8)	-	-	1.1	0	0	0	0	1	0	1.93	19
3/14	GEORGIA TECH (W, 12-11 [12])	-	-	1.2	3	1	1	0	1	0	2.84	27
3/25	GEORGIA (L, 7-24 [8])	-	-	0.1	1	3	3	2	1	0	6.75	18

**CHASE ISBELLS' AUBURN APPEARANCES**

2022 - JUNIOR YEAR												
Date	Opp (Res.)	DEC	QS	IP	H	R	ER	BB	SO	HR	ERA	NP
3/22	vs. South Alabama (W, 13-12)	-	-	1.0	1	0	0	0	1	0	0.00	18
3/26	at Texas A&M (L, 4-5 [11])	L	-	2.1	2	1	1	0	3	0	2.70	45
4/1	at LSU (L, 2-9)	-	-	0.2	3	5	5	2	0	0	13.50	27
4/5	at UAB (W, 6-4)	-	-	0.1	0	0	0	1	0	0	12.46	11
4/9	#12 VANDERBILT (L, 4-19)	-	-	1.0	5	3	3	0	1	0	15.19	31
4/15	at Mississippi State (L, 5-9)	-	-	1.0	1	0	0	1	2	0	12.79	21
4/22	KENNESAW STATE (W, 14-1)	-	-	1.0	0	0	0	1	1	0	11.05	15
4/29	at #1 Tennessee (L, 4-17)	-	-	1.0	1	0	0	1	0	0	9.72	12
5/7	#3 ARKANSAS (W, 5-3)	-	-	2.1	1	1	1	1	3	0	8.44	37
5/10	at Troy (W, 11-4)	W	-	1.0	0	0	0	1	1	0	7.71	17
5/17	at Samford (W, 8-4)	-	-	0.2	0	0	0	3	0	0	7.30	28
5/20	at Kentucky (L, 1-5)	-	-	2.0	2	0	0	1	3	0	6.28	32
6/12	at #3 Oregon State (L, 3-4)	-	-	2.2	0	0	0	2	4	0	5.29	41
6/21	vs. Arkansas (L, 1-11)	-	-	1.2	1	0	0	1	3	0	4.82	33

**2023 - SENIOR YEAR**

Date	Opp (Res.)	DEC	QS	IP	H	R	ER	BB	SO	HR	ERA	NP
2/18	INDIANA (W, 6-1)	-	-	1.2	2	1	1	1	2	0	5.40	36
2/21	vs. North Alabama (W, 13-1)	-	-	2.0	1	0	0	0	4	0	2.45	21
2/26	*USC (T, 12-12)	-	-	0.0	3	4	4	1	0	2	12.27	13
3/4	LIPSCOMB (W, 12-11)	-	-	3.1	4	2	2	0	7	1	9.00	56
3/8	at Jacksonville State (W, 6-3)	W	-	1.0	1	0	0	2	2	0	7.88	27
3/11	SOUTHEASTERN (L, 3-8)	L	-	1.1	2	3	3	0	1	0	9.64	25
3/14	GEORGIA TECH (W, 12-11 [12])	W	-	2.0	1	0	0	2	0	0	7.94	21
3/17	at #3 Arkansas (L, 2-7)	-	-	0.2	1	0	0	0	0	0	7.50	8
3/19	at #3 Arkansas (L, 0-5)	-	-	0.1	0	0	0	0	1	0	7.30	7
3/21	vs. South Alabama (W, 6-5)	S	-	1.0	0	0	0	0	1	0	6.75	11
3/24	GEORGIA (W, 6-3)	S	-	1.0	0	0	0	1	2	0	6.28	18
3/25	GEORGIA (L, 7-24 [8])	-	-	0.2	1	3	3	2	1	1	7.80	22

**CAMERON KESHOCK'S AUBURN APPEARANCES**

2023 - FRESHMAN YEAR												
Date	Opp (Res.)	DEC	QS	IP	H	R	ER	BB	SO	HR	ERA	NP
3/1	FLORIDA A&M (W, 18-8)	-	-	0.0	2	4	4	1	0	0	99.00	10
3/11	SOUTHEASTERN (L, 7-8)	-	-	1.0	1	0	0	0	1	0	36.00	8
3/25	GEORGIA (L, 7-24 [8])	-	-	0.0	4	7	7	1	0	0	99.00	18

**HAYDEN MURPHY'S AUBURN APPEARANCES**

2023 - FRESHMAN YEAR												
Date	Opp (Res.)	DEC	QS	IP	H	R	ER	BB	SO	HR	ERA	NP
2/19	INDIANA (L, 2-11)	-	-	0.2	1	0	0	0	0	0	0.00	9
2/26	USC (T, 12-12)	-	-	1.1	1	0	0	1	0	0	0.00	21
3/5	LIPSCOMB (W, 4-3)	-	-	1.2	3	1	1	0	0	0	2.45	28
3/11	SOUTHEASTERN (L, 3-8)	-	-	0.2	1	0	0	0	0	0	2.08	12
3/21	vs. South Alabama (W, 6-5)	-	-	2.0	3	2	2	1	0	1	4.26	32

**DREW NELSON'S AUBURN APPEARANCES**

2023 - FRESHMAN YEAR												
Date	Opp (Res.)	DEC	QS	IP	H	R	ER	BB	SO	HR	ERA	NP
2/19	*INDIANA (L, 2-11)	L	-	0.2	2	4	4	3	0	1	54.00	32
2/26	USC (T, 12-12)	-	-	1.2	4	4	4	0	1	0	30.86	26
3/11	SOUTHEASTERN (L, 7-8)	-	-	2.2	2	2	1	1	3	0	16.20	43
3/17	at #3 Arkansas (L, 2-7)	-	-	1.2	0	0	0	1	5	0	12.15	30
3/21	*vs. South Alabama (W, 6-5)	W	-	4.0	1	0	0	1	2	0	7.59	65

**RYAN OLSON'S AUBURN APPEARANCES**

2023 - FRESHMAN YEAR												
Date	Opp (Res.)	DEC	QS	IP	H	R	ER	BB	SO	HR	ERA	NP
2/19	INDIANA (L, 2-11)	-	-	0.1	1	1	1	2	0	0	27.00	16
3/1	FLORIDA A&M (W, 18-8)	-	-	1.0	2	0	0	0	2	0	6.75	26
3/11	SOUTHEASTERN (L, 7-8)	-	-	0.1	3	3	3	0	1	0	21.60	10

**TOMMY SHEEHAN'S AUBURN APPEARANCES**

2022 - FIFTH YEAR												
Date	Opp (Res.)	DEC	QS	IP	H	R	ER	BB	SO	HR	ERA	NP
2/18	*vs. Oklahoma (L, 0-3)	-	-	1.0	1	0	0	1	1	0	0.00	33
2/23	*TROY (W, 13-1)	-	-	3.0	1	1	1	3	1	0	2.25	43
3/6	RHODE ISLAND (W, 14-1)	S	-	3.0	0	0	0	1	5	0	1.29	47
3/13	MIDDLE TENNESSEE-G1 (W, 10-7) W	-	-	3.2	4	2	2	2	1	1	2.53	52

3/19	#1 OLE MISS (L, 2-15)	-	-	2.2	5	3	3	0	3	0	4.05	40
3/27	*at Texas A&M (W, 13-9)	-	-	1.0	3	5	5	4	0	0	6.91	38
4/9	#12 VANDERBILT (L, 4-19)	-	-	1.1	2	2	2	2	1	0	7.47	28
4/20	KENNESAW STATE (W, 14-1)	-	-	2.0	0	0	0	0	3	0	6.62	22
4/23	SOUTH CAROLINA (W, 8-6)	-	-	1.0	2	3	2	1	2	0	7.23	24
4/29	at #1 Tennessee (L, 4-17)	-	-	2.1	0	0	0	2	0	0	6.43	35
5/6	#3 ARKANSAS (L, 8-11)	-	-	1.0	1	0	0	0	0	0	6.14	19
5/8	#3 ARKANSAS (L, 4-7)	-	-	0.2	0	1	0	2	1	0	5.96	21
5/14	ALABAMA (W, 6-4)	-	-	4.0	1	0	0	1	4	0	5.06	65
5/20	at Kentucky (L, 1-5)	-	-	2.0	1	1	1	1	1	0	5.02	38
6/11	at #3 Oregon State (W, 7-5)	W	-	3.1	2	0	0	1	3	0	4.50	54
6/20	vs. #2 Stanford (W, 6-2)	-	-	1.2	2	0	0	1	3	0	4.28	33

**2023 - SIXTH YEAR**

Date	Opp (Res.)	DEC	QS	IP	H	R	ER	BB	SO	HR	ERA	NP
2/18	INDIANA (W, 6-1)	-	-	0.1	0	0	0	2	1	0	0.00	20

**TOMMY VAIL'S AUBURN APPEARANCES**

2022 - SIXTH YEAR												
Date	Opp (Res.)	DEC	QS	IP	H	R	ER	BB	SO	HR	ERA	NP
2/18	INDIANA (W, 6-1)	-	-	2.0	0	0	0	0	1	0	0.00	27
2/25	USC (W, 12-6)	-	-	1.2	1	0	0	2	2	0	0.00	32
3/1	*FLORIDA A&M (W, 18-8)	W	-	4.0	0	0	0	2	6	0	0.00	58
3/7	*UAB (W, 4-1)	W	-	5.2	0	0	0	2	8	0	0.00	87
3/14	*GEORGIA TECH (W, 12-11 [12])	-	-	1.0	1	1	1	0	1	0	0.63	10
3/17	*at #3 Arkansas (L, 2-7)	L	-	3.1	2	4	4	4	4	1	2.55	63
3/23	*GEORGIA (W, 7-6 [11])	-	-	5.0	7	4	4	2	7	0	3.57	85

**SUPERLATIVES AND MISCELLANEOUS NOTES**

**STARTS BY POSITION**

**STARTING PITCHER**

Tommy Vail	5	4-1
Zach Crotchfelt	4	1-3
Tanner Bauman	3	3-0
Konner Copeland	3	2-1
Christian Herberholz	3	2-1
Chase Allsup	2	2-0
Drew Nelson	2	1-1
Jospeh Gonzalez	1	1-0
Chase Isbell	1	0-0-1

**CATCHER**

Nate LaRue	16	10-5-1
Ryan Dyal	5	3-2
Carter Wright	3	3-0

**FIRST BASE**

Ike Irish	12	6-6
Cooper McMurray	7	5-1-1
Cam Hill	3	3-0
Brody Wortham	2	1-1

**SECOND BASE**

Caden Green	13	9-3-1
Brody Moss	7	5-2
Bryson Ware	4	2-2

**THIRD BASE**

Bryson Ware	20	14-5-1
Gavin Miller	4	2-2

**SHORTSTOP**

Cole Foster	21	15-5-1
Caden Green	3	1-2

**LEFT FIELD**

Chris Stanfield	15	9-6
Bobby Peirce	7	5-1-1
Mike Bello	1	1-0
Josh Hall	1	1-0

**CENTER FIELD**

Kason Howell	23	15-7-1
Chris Stanfield	1	1-0

**RIGHT FIELD**

Justin Kirby	22	15-6-1
Josh Hall	2	1-1

**DESIGNATED HITTER**

Ike Irish	12	10-1-1
Bobby Peirce	4	3-1
Mike Bello	3	0-3
Ryan Dyal	2	2-0
Justin Kirby	2	1-1
Cam Hill	1	0-1

**2023 AUBURN & OPPONENT HIGHS**

**TEAM BATTING**

	AUBURN	OPPONENT
Runs in a game	18, vs. FAMU [7] (3/1)	24, Georgia (3/25)
Runs in an inning	11 [1st], vs. FAMU [7] (3/1)	16 [8th], Georgia (3/25)
Most Hits in a game	20, vs. Georgia Tech (3/14)	22, Georgia Tech (3/14)
Fewest Hits in a game	3, at Arkansas (3/19)	3, vs. UAB (3/7)
Hits in an inning	7 [1st], vs. FAMU [7] (3/1)	8 [8th], Georgia (3/25)
2B in a game	8, vs. Lipscomb (3/4)	8, Georgia Tech (3/14)
3B in a game	1, five times	1, USC (2/24)
HR in a game	3, two times	4, Lipscomb (3/4)
SB in a game	2, three times	3, Southeastern (3/11)
LOB in a game	15, vs. Georgia Tech (3/14)	14, Georgia (3/24)
K in a game	14, two times	14, two times
BB in a game	14, vs. FAMU [7] (3/1)	9, Georgia (3/25)

**TEAM PITCHING**

	AUBURN	OPPONENT
K in a game	14, two times	14, two times
BB in a game	9, vs. Georgia (3/25)	14, FAMU (3/1)
Pitchers used	8, vs. Georgia Tech (3/14)	8, UAB (3/7)
Total Quality Starts	--	5

**TEAM FIELDING**

	AUBURN	OPPONENT
Errors in a game	4, vs. USA (3/21)	3, USC (2/26)
DP turned in a game	2, three times	3, Southeastern (3/11)

**IND. BATTING**

	AUBURN	OPPONENT
Hits in a game	4, four times	5, two times
Runs in a game	3, 10 times	4, two times
2B in a game	3, Howell vs. Lipscomb (3/3)	2, eight times
3B in a game	1, five times	1, Overn [USC] (2/24)
HR in a game	2, two times	2, three times
RBI in a game	7, Kirby vs. USC (2/26)	5, two times
XBH in a game	3, two times	3, Harber [UGA] (3/25)
SB in a game	2, Kirby at Arkansas (3/17)	2, Cook [SLU] (3/11)
BB in a game	3, five times	3, two times
HBP in a game	2, Foster vs. Georgia (3/23)	2, two times
K in a game	4, Kirby vs. Lipscomb (3/4)	3, eight times
Hitting Streak	14, Ware (2/17-3/10)	3, 16 times
Consec. G w/HR	4, Ware (3/3-7)	2, three times

**IND. PITCHING**

	AUBURN	OPPONENT
K by a starter	8, Vail vs. UAB (3/7)	6, four times
K by a reliever	7, Isbell vs. Lipscomb (3/4)	7, Van Treek [LIP] (3/4)
BB by a starter	4, Vail at Arkansas (3/17)	5, Landry [SLU] (3/11)
BB by a reliever	3, two times	5, Langley [FAMU] (3/1)
IP by a starter	5.2, vs. UAB (3/7)	7.0, Tucker [LIP] (3/5)
IP by a reliever	4.2, Cannon at Arkansas (3/19)	4.0, Van Treek [LIP] (3/4)

**MISCELLANEOUS**

	AUBURN
Biggest comeback win	7, vs. Georgia Tech (3/14)
Biggest blown lead loss	3, vs. Southeastern (3/11)
Largest margin of victory	12, vs. UNA [7] (2/21)
Largest margin of defeat	17, vs. Georgia (3/25)
Longest game, Time	4:33, vs. Georgia Tech (3/14)
Longest game, Time (9 inn)	3:48, vs. USC (2/26)
Shortest game, Time (9 inn)	2:13, vs. UAB (3/7)
Longest game, Innings	12, vs. Georgia Tech (3/14)
Largest crowd, Home	4,096, six times
Largest crowd, Road	9,359, at Arkansas (3/18)
Largest crowd, Neutral	5,448, vs. UNA [7] (2/21)

**STARTS BY ORDER**

**LEADOFF**

Kason Howell	15	9-6
Bobby Peirce	7	5-1-1
Mike Bello	1	1-0
Josh Hall	1	1-0

**2ND SPOT**

Cole Foster	19	13-5-1
Brody Moss	2	2-0
Chris Stanfield	2	1-1
Mike Bello	1	0-1

**3RD SPOT**

Justin Kirby	11	10-0-1
Ike Irish	10	4-6
Bryson Ware	3	2-1

**CLEANUP**

Ike Irish	14	12-1-1
Bryson Ware	7	2-5
Justin Kirby	3	2-1

**5TH SPOT**

Bryson Ware	11	10-0-1
Justin Kirby	10	4-6
Nate LaRue	2	2-0
Cooper McMurray	1	0-1

**6TH SPOT**

Chris Stanfield	7	4-3
Ryan Dyal	6	4-2
Kason Howell	4	2-1-1
Bobby Peirce	4	3-1
Cole Foster	1	1-0
Cooper McMurray	1	1-0
Gavin Miller	1	1-0

**7TH SPOT**

Chris Stanfield	7	5-2
Cooper McMurray	3	3-0-1
Gavin Miller	3	1-2
Caden Green	2	1-1
Cam Hill	2	2-0
Kason Howell	2	2-0
Bryson Ware	2	1-1
Ryan Dyal	1	1-0
Cole Foster	1	1-0
Brody Moss	1	0-1

**8TH SPOT**

Nate LaRue	12	7-4-1
Josh Hall	2	1-1
Cam Hill	2	1-1
Cooper McMurray	2	2-0
Brody Wortham	2	2-0
Carter Wright	2	2-0
Mike Bello	1	0-1
Bryson Ware	1	1-0

**9TH SPOT**

Caden Green	14	9-4-1
Brody Moss	4	3-1
Kason Howell	2	2-0
Nate LaRue	2	1-1
Mike Bello	1	0-1
Carter Wright	1	1-0

**PITCHING NOTES**

**2023 BULLPEN BY NUMBERS**

Total App.....	83
Saves/Opp.....	8/8
IR/IRS.....	86/39
BA Against.....	.284
ERA.....	6.36

**SAVES/OPP**

Will Cannon.....	3/3
Chase Allsup.....	2/2
Chase Isbell.....	2/2
John Armstrong.....	1/1

**INHERITED RUNNERS/SCORED**

Chase Allsup.....	5/1
John Armstrong.....	17/3
Tanner Bauman.....	1/1
Will Cannon.....	13/6
Parker Carlson.....	14/9
Konner Copeland.....	1/1
Zach Crotchfelt.....	2/0
Christian Herberholz.....	7/2
Trevor Horne.....	5/3
Chase Isbell.....	13/5
Keshock.....	2/2
Hayden Murphy.....	6/6

**1ST BATTER FACED/RETIRED**

Chase Allsup.....	6/4
John Armstrong.....	11/8
Tanner Bauman.....	4/3
Will Cannon.....	9/5
Parker Carlson.....	8/3
Konner Copeland.....	4/2
Zach Crotchfelt.....	2/2
Christian Herberholz.....	5/4
Trevor Horne.....	6/4
Chase Isbell.....	11/6
Cameron Keshock.....	3/0
Hayden Murphy.....	5/4
Drew Nelson.....	3/2
Ryan Olson.....	3/1
Tommy Sheehan.....	1/0
Tommy Vail.....	2/1

**RELIEF ERA**

Tommy Sheehan.....	0.00
Tommy Vail.....	0.00
Will Cannon.....	2.29
John Armstrong.....	3.91
Hayden Murphy.....	4.26
Parker Carlson.....	4.50
Christian Herberholz.....	5.19
Tanner Bauman.....	5.23
Chase Isbell.....	5.40
Trevor Horne.....	6.75
Zach Crotchfelt.....	7.36
Chase Allsup.....	7.36
Drew Nelson.....	7.50
Konner Copeland.....	20.25
Ryan Olson.....	21.60
Cameron Keshock.....	36.00

2023 Auburn Baseball  
Team Game-by-Game for Auburn (as of Mar 25, 2023)  
Pitching (All games)

Date	Opponent	ip	h	r	er	bb	so	2b	3b	hr	wp	bk	hbp	dp	ibb	score	w-l	sv	era
Feb 17	INDIANA	9.0	5	4	3	4	12	0	0	1	0	0	3	0	0	8-4	1-0	0	3.00
Feb 18	INDIANA	9.0	4	1	1	3	5	1	0	0	0	0	1	2	0	6-1	2-0	0	2.00
Feb 19	INDIANA	9.0	14	11	7	7	4	0	1	1	0	1	0	0	0	2-11	2-1	0	5.00
Feb 21	vs North Alabama	7.0	5	1	1	0	12	3	0	0	0	0	0	0	0	13-1	3-1	0	4.24
Feb 24	USC	9.0	8	3	3	6	6	2	1	0	0	0	1	1	0	5-3	4-1	1	3.98
Feb 25	USC	9.0	9	6	5	7	8	2	0	1	0	0	0	1	0	12-6	5-1	2	4.15
Feb 26	USC	9.0	15	12	12	4	6	5	0	2	2	0	1	0	0	12-12	5-1	2	5.31
Mar 01	FLORIDA A&M	7.0	7	8	6	5	14	0	0	1	0	0	1	0	0	18-8	6-1	2	5.56
Mar 03	LIPSCOMB	9.0	7	3	3	3	14	2	0	3	0	0	1	1	0	7-3	7-1	3	5.26
Mar 04	LIPSCOMB	9.0	16	11	11	3	11	1	0	4	0	0	0	0	0	12-11	8-1	3	5.86
Mar 05	LIPSCOMB	9.0	6	3	3	4	7	0	0	1	3	0	1	0	0	4-3	9-1	3	5.59
Mar 07	UAB	9.0	3	1	1	3	11	0	0	0	1	0	0	0	0	4-1	10-1	4	5.19
Mar 08	at Jacksonville Stat	9.0	7	3	2	4	13	3	0	0	2	0	0	0	0	6-3	11-1	5	4.94
Mar 10	SOUTHEASTERN	9.0	7	1	1	3	7	1	0	0	1	0	4	0	0	7-1	12-1	6	4.65
Mar 11	SOUTHEASTERN	9.0	14	8	6	4	9	1	0	1	1	0	0	1	0	3-8	12-2	6	4.74
Mar 11	SOUTHEASTERN	9.0	13	8	7	3	9	4	0	0	2	0	2	0	0	7-8	12-3	6	4.89
Mar 14	GEORGIA TECH	12.0	22	11	11	1	12	8	0	0	0	0	1	2	0	12-11	13-3	6	5.15
*Mar 17	at Arkansas	8.0	8	7	6	7	11	1	0	1	0	0	1	0	0	2-7	13-4	6	5.23
*Mar 18	at Arkansas	8.0	9	9	6	3	9	3	0	1	0	0	1	0	0	3-9	13-5	6	5.30
*Mar 19	at Arkansas	8.0	9	5	5	3	8	2	0	1	0	0	3	2	0	0-5	13-6	6	5.32
Mar 21	vs South Alabama	9.0	6	5	5	3	4	0	0	3	2	0	1	0	0	6-5	14-6	7	5.30
*Mar 23	GEORGIA	11.0	10	6	6	4	10	3	0	0	1	0	0	0	0	7-6	15-6	7	5.28
*Mar 24	GEORGIA	9.0	10	3	2	5	7	2	0	1	2	0	2	1	0	6-3	16-6	8	5.14
*Mar 25	GEORGIA	8.0	20	24	22	9	10	3	0	3	2	0	2	0	0	7-24	16-7	8	5.87
Totals		213.0	234	154	139	98	222	51	1	25	20	0	27	11	0	169-154	16-7	8	5.87

**AUBURN STARTING PITCHER BREAKDOWN**

Starter	GS	Quality Starts	Run Support	RS/Start	Auburn Record
Vail	5	--	20	4.0	4-1
Crotchfelt	4	--	5	1.2	1-3
Bauman	3	--	4	1.3	3-0
Copeland	3	--	9	3.0	2-1
Herberholz	3	--	12	4.0	2-1
Allsup	2	--	1	0.5	2-0
Nelson	2	--	5	2.5	1-1
Gonzalez	1	--	4	4.0	1-0
Isbell	1	--	0	0.0	0-0-1

**Auburn Overall Rankings**

Category	Rank	No.
ERA	13th	5.87
Opp BA	14th	.276
Hits Allowed	14th	234
Walks	T-9th	98
Strikeouts	13th	222

**Auburn SEC-Only Rankings**

Category	Rank	No.
ERA	10th	8.13
Opp BA	11th	.308
Hits Allowed	12th	66
Walks	T-9th	31
Strikeouts	6th	55

**AUBURN PITCHING BREAKDOWN**

	W-L	ERA	IP	H	R	ER	BB	K	HR	AVG	W-L	ERA	IP	H	R	ER	BB	K	HR	AVG	
STARTERS	5-6	5.09	81.1	83	51	46	36	84	15	.262	HOME	13-4	6.26	164.0	190	124	114	78	165	19	.287
RELIEVERS	11-1	6.36	131.2	151	103	93	62	138	10	.284	ROAD	1-3	5.18	33.0	33	24	19	17	41	3	.260
TOTALS	16-7	5.87	213.0	234	154	139	98	222	25	.276	NEUT.	2-0	3.38	16.0	11	6	6	3	16	3	.183

## HITTING NOTES

### 2023 MULTI-HIT GAMES

	2	3	4	5+	Total
Ike Irish	10	3	1	-	14
Bryson Ware	7	4	-	-	11
Cole Foster	3	2	2	-	7
Kason Howell	5	2	-	-	7
Justin Kirby	6	-	1	-	7
Chris Stanfield	5	-	-	-	5
Caden Green	4	-	-	-	4
Bobby Peirce	1	2	-	-	3
Mike Bello	1	-	-	-	1
Josh Hall	-	1	-	-	1
Cooper McMurray	-	1	-	-	1
Gavin Miller	1	-	-	-	1
Brody Moss	1	-	-	-	1
Carter Wright	1	-	-	-	1

### CAREER AUBURN MULTI-HIT GAMES

	2	3	4	5+	Total
Kason Howell	42	18	1	-	61
Bryson Ware	18	8	-	-	26
Cole Foster	10	4	3	-	17
Cam Hill	13	4	-	-	17
Ike Irish	10	3	1	-	14
Bobby Peirce	8	5	-	-	13
Nate LaRue	8	1	-	-	9
Ryan Dyal	7	-	-	-	7
Josh Hall	5	2	-	-	7
Justin Kirby	6	-	1	-	7
Mike Bello	4	2	-	-	6
Chris Stanfield	5	-	-	-	5
Caden Green	4	-	-	-	4
Cooper McMurray	-	1	-	-	1
Gavin Miller	1	-	-	-	1
Brody Moss	1	-	-	-	1
Carter Wright	1	-	-	-	1

### 2023 MULTI-RBI GAMES

	2	3	4	5+	Total
Bryson Ware	2	6	-	-	8
Ike Irish	4	2	-	-	6
Justin Kirby	2	3	-	1	6
Cole Foster	2	1	1	-	4
Kason Howell	3	-	1	-	4
Chris Stanfield	4	-	-	-	4
Cooper McMurray	1	2	-	-	3
Bobby Peirce	1	2	-	-	3
Josh Hall	2	-	-	-	2
Cam Hill	1	-	-	-	1
Gavin Miller	1	-	-	-	1
Brody Moss	1	-	-	-	1

### CAREER AUBURN MULTI-RBI GAMES

	2	3	4	5+	Total
Kason Howell	14	7	1	1	23
Bryson Ware	9	6	2	2	19
Cole Foster	7	3	2	1	13
Cam Hill	7	3	1	-	11
Nate LaRue	9	1	-	1	11
Bobby Peirce	7	4	-	-	11
Ryan Dyal	5	3	1	-	9
Ike Irish	4	2	-	-	6
Justin Kirby	2	3	-	1	6
Josh Hall	4	1	-	-	5
Chris Stanfield	4	-	-	-	4
Mike Bello	3	-	-	-	3
Cooper McMurray	1	2	-	-	3
Gavin Miller	1	-	-	-	1
Brody Moss	1	-	-	-	1

### CAREER AUBURN STARTS

	Career	Consec.
Kason Howell	212	11
Bryson Ware	84	24
Cole Foster	77	7
Nate LaRue	72	1
Cam Hill	60	-
Ryan Dyal	56	-
Bobby Peirce	52	3
Mike Bello	31	-
Ike Irish	24	24
Justin Kirby	24	24
Josh Hall	19	-
Caden Green	16	3
Chris Stanfield	16	16
Cooper McMurray	7	-
Brody Moss	7	-
Gavin Miller	4	-
Carter Wright	3	-
Brody Wortham	2	-

### TEAM NOTES

Auburn Overall SEC Rankings			Auburn SEC-Only Rankings		
Category	Rank	No.	Category	Rank	No.
Avg.	11th	.297	Avg.	12th	.221
Hits	9th	241	Hits	12th	43
2B	2nd	55	2B	T-5th	10
HR	12th	30	HR	T-5th	8
BB	9th	122	BB	11th	23

### 2023 AUBURN HOME RUNS

No.	Player (#)	Opponent (Date)	On	Outs	Inn.	Pitcher
1	Justin Kirby (1)	Indiana (2/17)	1	0	4	Levy (R)
2	Justin Kirby (2)	Indiana (2/19)	0	0	8	Kraft (L)
3	Bobby Peirce (1)	North Alabama (2/21)	0	1	5	Malecha (R)
4	Bryson Ware (1)	North Alabama (2/21)	1	0	6	Malecha (R)
5	Justin Kirby (3)	USC (2/24)	0	2	7	Blum (R)
6	Bryson Ware (2)	USC (2/25)	1	2	8	Wisch (R)
7	Cooper McMurray (1)	USC (2/25)	1	2	8	Wisch (R)
8	Bryson Ware (3)	USC (2/26)	0	2	1	Hammond (R)
9	Justin Kirby (4)	USC (2/26)	2	2	2	Hammond (R)
10	Justin Kirby (5)	USC (2/26)	3	0	5	Sodersten (R)
11	Justin Kirby (6)	Florida A&M (3/1)	2	0	1	Tease (R)
12	Cooper McMurray (2)	Florida A&M (3/1)	2	0	1	Tease (R)
13	Cole Foster (1)	Florida A&M (3/1)	2	0	1	Langely (R)
14	Bryson Ware (4)	Lipscomb (3/3)	0	0	4	Dunkleberger (L)
15	Bryson Ware (5)	Lipscomb (3/4)	1	0	8	Kantola (R)
16	Bryson Ware (6)	Lipscomb (3/5)	2	2	8	Thompson (L)
17	Bryson Ware (7)	UAB (3/7)	1	1	4	Haines (R)
18	Cole Foster (2)	Southeastern (3/10)	2	2	6	Robb (R)
19	Chris Stanfield (1)	Southeastern (3/11)	1	1	2	Kinzler (R)
20	Kason Howell (1)	Southeastern (3/11)	0	0	6	Landry (R)
21	Justin Kirby (7)	Georgia Tech (3/14)	1	0	5	Finateri (R)
22	Kason Howell (2)	at Arkansas (3/17)	0	2	3	Hollan (L)
23	Bryson Ware (8)	at Arkansas (3/18)	0	0	4	McEntire (R)
24	Bryson Ware (9)	at Arkansas (3/19)	0	0	6	McEntire (R)
25	Kason Howell (3)	vs. South Alabama (3/21)	2	1	3	Knowlton (R)
26	Caden Green (1)	Georgia (3/23)	0	1	5	Rhadans (R)
27	Bryson Ware (10)	Georgia (3/23)	0	0	6	Rhadans (R)
28	Ike Irish (1)	Georgia (3/24)	0	0	5	Woods (L)
29	Justin Kirby (8)	Georgia (3/24)	2	2	6	Woods (L)
30	Bryson Ware (11)	Georgia (3/25)	2	0	6	Rhadans (R)

### AUBURN HITTING STREAKS

	Current	'23	Career
Mike Bello	-	1	6
Ryan Dyal	-	3	4
Cole Foster	3	11	11
Caden Green	3	2	2
Josh Hall	-	1	4
Cam Hill	-	2	8
Kason Howell	4	6	9
Ike Irish	-	10	10
Justin Kirby	2	5	5
Nate LaRue	1	2	4
C. McMurray	2	2	2
Gavin Miller	2	2	2
Brody Moss	-	1	2
Bobby Peirce	-	4	11
Chris Stanfield	1	5	5
Bryson Ware	8	14	15
Brody Wortham	-	1	1
Carter Wright	-	1	1

### AUBURN REACHED BASE STREAKS

	Current	'23	Career
Mike Bello	-	2	8
Ryan Dyal	-	3	15
Cole Foster	3	15	15
Caden Green	7	7	7
Josh Hall	-	1	5
Cam Hill	-	2	8
Kason Howell	4	8	23
Ike Irish	5	11	11
Justin Kirby	12	12	12
Nate LaRue	2	2	7
C. McMurray	7	7	7
Gavin Miller	4	4	4
Brody Moss	-	3	3
Bobby Peirce	-	4	20
Chris Stanfield	1	7	7
Bryson Ware	25	24	25
Brody Wortham	-	2	2
Carter Wright	3	3	3

### BUNT HITS

Player	No.
Jason Hall	2
Kason Howell	2
Bryson Ware	2
Ike Irish	1
<b>TOTAL</b>	<b>7</b>

### SAC BUNTS

Player	No.
Caden Green	3
Bryson Ware	2
Cole Foster	1
<b>TOTAL</b>	<b>6</b>

### SAC FLIES

Player	No.
Bryson Ware	2
Mike Bello	1
Cole Foster	1
Caden Green	1
Kason Howell	1
Ike Irish	1
Nate LaRue	1
Brody Moss	1
Bobby Peirce	1
<b>TOTAL</b>	<b>10</b>

### OUTFIELD ASSISTS

Player	No.
Josh Hall	1
Kason Howell	1
Justin Kirby	1
Chris Stanfield	1
<b>TOTAL</b>	<b>4</b>

### PINCH HITS

Player	No.
Cooper McMurray	2
Gavin Miller	2
Mike Bello	1
Cam Hill	1
Chris Stanfield	1
Brody Wortham	1
<b>TOTAL</b>	<b>8</b>

### AUBURN CAREER HOME RUN BREAKDOWN

	1R	2R	3R	GS	Career	Home	Road	Last
Bello	1	--	--	--	1	--	1	3/26/22
Dyal	3	3	--	1	7	6	1	3/17/22
Foster	4	2	4	1	11	8	3	3/10/23
Green	1	--	--	--	1	1	--	3/23/23
Hill	2	3	--	1	6	6	--	6/4/22
Howell	6	3	3	--	12	4	8	3/21/23
Irish	1	--	--	--	1	1	--	3/24/23
Kirby	2	2	3	1	8	8	--	3/24/23
LaRue	5	3	--	--	8	6	2	6/3/22
McMurray	--	1	1	--	2	2	--	3/1/23
Peirce	8	2	1	--	11	5	6	2/21/23
Stanfield	--	1	--	--	1	1	--	3/11/23
Ware	7	8	2	1	18	13	5	3/25/23

**AUBURN 2023 GAME-BY-GAME STARTING LINEUPS**

DATE	OPP	1	2	3	4	5	6	7	8	9	SP
2/17	Indiana	Peirce	Foster	Irish	Kirby	LaRue	McMurray	Howell	Ware	Green	Allsup
2/18	Indiana	Peirce	Foster	Irish	Kirby	LaRue	Howell	Ware	Wortham	Green	Gonzalez
2/19	Indiana	Peirce	Foster	Irish	Kirby	McMurray	Howell	Ware	LaRue	Green	Nelson
2/21	vs. North Alabama	Peirce	Moss	Kirby	Irish	Ware	Dyal	Foster	Hill	Howell	Copeland
2/24	USC	Peirce	Moss	Kirby	Irish	Ware	Foster	Hill	LaRue	Howell	Allsup
2/25	USC	Peirce	Foster	Kirby	Irish	Ware	Howell	McMurray	LaRue	Moss	Herberholz
2/26	USC	Peirce	Foster	Kirby	Irish	Ware	Howell	McMurray	LaRue	Green	Isbell
3/1	Florida A&M	Hall	Foster	Kirby	Irish	Ware	Dyal	Howell	McMurray	Moss	Vail
3/3	Lipscomb	Howell	Foster	Kirby	Irish	Ware	Stanfield	McMurray	LaRue	Green	Bauman
3/4	Lipscomb	Howell	Foster	Kirby	Irish	Ware	Dyal	Stanfield	McMurray	Green	Herberholz
3/5	Lipscomb	Howell	Foster	Kirby	Irish	Ware	Stanfield	Hill	LaRue	Green	Crotchfelt
3/7	UAB	Howell	Foster	Kirby	Irish	Ware	Peirce	Stanfield	LaRue	Moss	Vail
3/8	at Jacksonville State	Bello	Foster	Kirby	Irish	Ware	Dyal	Stanfield	Wright	Green	Copeland
3/10	Southeastern	Howell	Foster	Kirby	Irish	Ware	Stanfield	Dyal	LaRue	Green	Bauman
3/11	Southeastern	Howell	Bello	Irish	Ware	Kirby	Stanfield	Moss	LaRue	Green	Crotchfelt
3/11	Southeastern	Howell	Stanfield	Irish	Ware	Kirby	Dyal	Miller	Hill	Green	Herberholz
3/14	Georgia Tech	Howell	Stanfield	Irish	Ware	Kirby	Miller	Green	Hall	LaRue	Vail
3/17	at Arkansas*	Howell	Foster	Irish	Ware	Kirby	Stanfield	Green	Hall	LaRue	Vail
3/18	at Arkansas*	Howell	Foster	Irish	Ware	Kirby	Dyal	Stanfield	Bello	Moss	Crotchfelt
3/19	at Arkansas*	Howell	Foster	Irish	Ware	Kirby	Stanfield	Miller	LaRue	Bello	Copeland
3/21	vs. South Alabama	Howell	Foster	Irish	Ware	Kirby	Stanfield	Miller	Wortham	Wright	Nelson
3/23	Georgia*	Howell	Foster	Ware	Irish	Kirby	Peirce	Stanfield	LaRue	Green	Vail
3/24	Georgia*	Howell	Foster	Ware	Irish	Kirby	Peirce	Stanfield	Wright	Green	Bauman
3/25	Georgia*	Howell	Foster	Ware	Irish	Kirby	Peirce	Stanfield	LaRue	Green	Crotchfelt
3/28	North Alabama										
3/31	at Florida*										
4/1	at Florida*										
4/2	at Florida*										
4/4	at UAB										
4/6	Texas A&M*										
4/7	Texas A&M*										
4/8	Texas A&M*										
4/11	at Georgia Tech										
4/14	at Alabama*										
4/15	at Alabama*										
4/16	at Alabama*										
4/18	Samford										
4/21	Mississippi State*										
4/22	Mississippi State*										
4/23	Mississippi State*										
4/25	Troy										
4/28	at South Carolina*										
4/29	at South Carolina*										
4/30	at South Carolina*										
5/5	LSU*										
5/6	LSU*										
5/7	LSU*										
5/9	vs. Samford										
5/11	at Ole Miss*										
5/12	at Ole Miss*										
5/13	at Ole Miss*										
5/16	Jacksonville State										
5/18	Missouri*										
5/19	Missouri*										
5/20	Missouri*										

\* - SEC Game

**AUBURN 2023 GAME-BY-GAME STARTERS**

DATE	OPP	SP	C	1B	2B	3B	SS	LF	CF	RF	DH
2/17	Indiana	Allsup	LaRue	McMurray	Green	Ware	Foster	Peirce	Howell	Kirby	Irish
2/18	Indiana	Gonzalez	LaRue	Wortham	Green	Ware	Foster	Peirce	Howell	Kirby	Irish
2/19	Indiana	Nelson	LaRue	McMurray	Green	Ware	Foster	Peirce	Howell	Kirby	Irish
2/21	vs. North Alabama	Copeland	Dyal	Hill	Moss	Ware	Foster	Peirce	Howell	Kirby	Irish
2/24	USC	Allsup	LaRue	Hill	Moss	Ware	Foster	Peirce	Howell	Kirby	Irish
2/25	USC	Herberholz	LaRue	McMurray	Moss	Ware	Foster	Peirce	Howell	Kirby	Irish
2/26	USC	Isbell	LaRue	McMurray	Green	Ware	Foster	Peirce	Howell	Kirby	Irish
3/1	Florida A&M	Vail	Dyal	McMurray	Moss	Ware	Foster	Hall	Howell	Kirby	Irish
3/3	Lipscomb	Bauman	LaRue	McMurray	Green	Ware	Foster	Stanfield	Howell	Kirby	Irish
3/4	Lipscomb	Herberholz	Dyal	McMurray	Green	Ware	Foster	Stanfield	Howell	Kirby	Irish
3/5	Lipscomb	Crotchfelt	LaRue	Hill	Green	Ware	Foster	Stanfield	Howell	Kirby	Irish
3/7	UAB	Vail	LaRue	Irish	Moss	Ware	Foster	Stanfield	Howell	Kirby	Peirce
3/8	at Jacksonville State	Copeland	Wright	Irish	Green	Ware	Foster	Bello	Stanfield	Kirby	Dyal
3/10	Southeastern	Bauman	LaRue	Irish	Green	Ware	Foster	Stanfield	Howell	Kirby	Dyal
3/11	Southeastern	Crotchfelt	LaRue	Irish	Moss	Ware	Green	Stanfield	Howell	Kirby	Bello
3/11	Southeastern	Herberholz	Dyal	Irish	Ware	Miller	Green	Stanfield	Howell	Kirby	Hill
3/14	Georgia Tech	Vail	LaRue	Irish	Ware	Miller	Green	Stanfield	Howell	Hall	Kirby
3/17	at Arkansas*	Vail	LaRue	Irish	Green	Ware	Foster	Stanfield	Howell	Hall	Kirby
3/18	at Arkansas*	Crotchfelt	Dyal	Irish	Moss	Ware	Foster	Stanfield	Howell	Kirby	Bello
3/19	at Arkansas*	Copeland	LaRue	Irish	Ware	Miller	Foster	Stanfield	Howell	Kirby	Bello
3/21	vs. South Alabama	Nelson	Wright	Wortham	Ware	Miller	Foster	Stanfield	Howell	Kirby	Irish
3/23	Georgia*	Vail	LaRue	Irish	Green	Ware	Foster	Stanfield	Howell	Kirby	Peirce
3/24	Georgia*	Bauman	Wright	Irish	Green	Ware	Foster	Stanfield	Howell	Kirby	Peirce
3/25	Georgia*	Crotchfelt	LaRue	Irish	Green	Ware	Foster	Stanfield	Howell	Kirby	Peirce
3/28	North Alabama										
3/31	at Florida*										
4/1	at Florida*										
4/2	at Florida*										
4/4	at UAB										
4/6	Texas A&M*										
4/7	Texas A&M*										
4/8	Texas A&M*										
4/11	at Georgia Tech										
4/14	at Alabama*										
4/15	at Alabama*										
4/16	at Alabama*										
4/18	Samford										
4/21	Mississippi State*										
4/22	Mississippi State*										
4/23	Mississippi State*										
4/25	Troy										
4/28	at South Carolina*										
4/29	at South Carolina*										
4/30	at South Carolina*										
5/5	LSU*										
5/6	LSU*										
5/7	LSU*										
5/9	vs. Samford										
5/11	at Ole Miss*										
5/12	at Ole Miss*										
5/13	at Ole Miss*										
5/16	Jacksonville State										
5/18	Missouri*										
5/19	Missouri*										
5/20	Missouri*										

\* - SEC Game



**2023 OVERALL STATS**



**2023 Auburn Baseball  
Overall Statistics for Auburn (as of Mar 25, 2023)  
(All games Sorted by Batting avg)**



Record: 16-7-1 Home: 13-4-1 Away: 1-3 Neutral: 2-0 SEC: 2-4

Player	avg	gp-gs	ab	r	h	2b	3b	hr	rbi	tb	slg%	bb	hp	so	gdp	ob%	sf	sh	sb-att	po	a	e	fld%	
8 Ware, Bryson	.407	24-24	91	25	37	8	1	11	29	80	.879	10	4	14	3	.477	2	2	2-2	16	40	3	.949	
18 Irish, Ike	.396	24-24	96	19	38	13	1	1	20	56	.583	12	2	17	6	.468	1	0	1-1	92	3	2	.979	
7 Foster, Cole	.368	21-21	76	21	28	6	0	2	18	40	.526	16	3	14	0	.490	1	1	1-3	20	59	3	.963	
3 Stanfield, Chris	.305	20-16	59	7	18	3	2	1	11	28	.475	6	3	12	1	.397	0	0	2-2	31	1	0	1.000	
5 Howell, Kason	.281	23-23	96	20	27	12	0	3	12	48	.500	7	3	20	1	.346	1	0	0-0	61	1	0	1.000	
14 Kirby, Justin	.267	24-24	90	22	24	6	1	8	24	56	.622	20	3	29	0	.416	0	0	5-5	35	1	0	1.000	
1 Green, Caden	.259	19-16	54	10	14	2	0	1	5	19	.352	8	1	9	3	.359	1	3	1-2	23	37	3	.952	
24 LaRue, Nate	.106	18-16	47	4	5	0	0	0	3	5	.106	8	1	21	0	.246	1	0	3-4	139	12	1	.993	
-----																								
11 Miller, Gavin	.333	10-4	18	3	6	2	0	0	2	8	.444	4	3	6	0	.520	0	0	0-0	4	12	2	.889	
26 McMurray, Cooper	.318	9-7	22	8	7	1	0	2	8	14	.636	6	3	9	0	.516	0	0	0-0	49	1	1	.980	
27 Peirce, Bobby	.286	12-11	42	7	12	2	0	1	9	17	.405	2	0	5	1	.311	1	0	0-0	17	0	1	.944	
2 Hall, Josh	.267	16-3	15	4	4	0	0	0	4	4	.267	3	0	6	0	.389	0	0	1-1	5	1	0	1.000	
6 Dyal, Ryan	.261	9-7	23	4	6	0	0	0	3	6	.261	3	2	3	0	.393	0	0	0-0	43	4	1	.979	
16 Hill, Cam	.250	7-4	12	1	3	0	0	0	2	3	.250	4	0	3	2	.438	0	0	0-0	19	0	0	1.000	
31 Bello, Mike	.185	13-4	27	4	5	0	0	0	3	5	.185	2	0	6	0	.233	1	0	0-0	10	0	0	1.000	
9 Moss, Brody	.167	8-7	18	4	3	0	0	0	4	3	.167	5	1	4	0	.360	1	0	0-0	8	10	1	.947	
4 Wright, Carter	.125	10-3	16	2	2	0	0	0	2	2	.125	4	2	4	2	.364	0	0	0-0	32	9	0	1.000	
10 Wortham, Brody	.125	11-2	16	4	2	0	0	0	2	2	.125	2	1	2	0	.263	0	0	0-0	29	2	1	.969	
Totals	.295	24	818	169	241	55	5	30	161	396	.484	122	32	184	19	.402	10	6	16-20	639	220	20	.977	
Opponents	.276	24	848	154	234	51	1	25	146	362	.427	98	27	222	8	.365	10	8	17-19	610	214	21	.975	

LOB - Team (209), Opp (198). DPs turned - Team (11), Opp (20). IBB - Team (4), Ware, B. 2, Foster, C. 1, Irish, I. 1. Picked off - LaRue, N. 1.

**(All games Sorted by Earned run avg)**

Player	era	w-l	app	gs	cg	sho	sv	ip	h	r	er	bb	so	2b	3b	hr	b/avg	wp	hp	bks	sfa	sha		
33 Cannon, Will	2.29	2-0	9	0	0	0/0	3	19.2	18	7	5	10	21	4	0	1	.261	2	3	0	2	1		
21 Vail, Tommy	3.57	2-1	7	5	0	0/0	0	22.2	11	9	9	12	29	3	0	1	.141	0	0	0	0	0		
41 Armstrong, John	3.91	5-0	11	0	0	0/0	1	23.0	19	11	10	8	18	2	0	3	.221	2	4	0	1	1		
25 Bauman, Tanner	4.35	1-0	7	3	0	0/0	0	20.2	24	11	10	10	19	5	1	2	.289	0	4	0	2	2		
77 Crotchfelt, Zach	5.96	0-2	6	4	0	0/0	0	22.2	24	19	15	11	23	5	0	4	.264	3	1	0	0	0		
46 Allsup, Chase	6.48	0-0	8	2	0	0/0	2	16.2	25	13	12	8	20	5	0	2	.347	3	3	0	1	2		
29 Herberholz, Christia	6.75	0-1	8	3	0	0/0	0	18.2	25	17	14	5	17	10	0	3	.321	3	0	0	1	1		
54 Copeland, Konner	8.82	1-1	7	3	0	0/0	0	16.1	24	16	16	4	17	9	0	2	.353	0	2	0	1	0		
-----																								
45 Gonzalez, Joseph	0.00	1-0	1	1	0	0/0	0	5.0	2	0	0	0	1	1	0	0	.125	0	0	0	0	0		
20 Sheehan, Tommy	0.00	0-0	1	0	0	0/0	0	0.1	0	0	0	2	1	0	0	0	.000	0	1	0	0	0		
22 Murphy, Hayden	4.26	0-0	5	0	0	0/0	0	6.1	9	3	3	2	0	1	0	1	.310	0	1	0	0	1		
23 Carlson, Parker	4.50	1-0	8	0	0	0/0	0	6.0	9	5	3	6	11	1	0	0	.310	1	2	0	1	0		
17 Horne, Trevor	6.75	0-0	6	0	0	0/0	0	6.2	6	5	5	3	7	0	0	1	.231	1	0	0	0	0		
12 Nelson, Drew	7.59	1-1	5	2	0	0/0	0	10.2	9	10	9	6	11	3	0	1	.220	3	3	0	1	0		
43 Isbell, Chase	7.80	2-1	12	1	0	0/0	2	15.0	16	13	13	7	23	0	0	4	.262	1	0	0	0	0		
44 Olson, Ryan	21.60	0-0	3	0	0	0/0	0	1.2	6	4	4	2	3	0	0	0	.600	0	0	0	0	0		
47 Keshock, Cameron	99.00	0-0	3	0	0	0/0	0	1.0	7	11	11	2	1	2	0	0	.700	1	3	0	0	0		
Totals	5.87	16-7	24	24	0	0/0	8	213.0	234	154	139	98	222	51	1	25	.276	20	27	0	10	8		
Opponents	6.86	7-16	24	24	0	1/1	5	203.1	241	169	155	122	184	55	5	30	.295	21	32	2	10	6		

PB - Team (5), Wright, C. 3, LaRue, N. 2, Opp (2). Pickoffs - Team (5), LaRue, N. 3, Crotchfelt, Z 1, Cannon, W. 1, Opp (1). SBA/ATT - LaRue, N. (12-14), Dyal, R. (3-3), Nelson, D. (3-3), Cannon, W. (2-3), Isbell, C. (2-2), Olson, R. (2-2), Crotchfelt, Z (1-2), Wright, C. (2-2), Carlson, P. (1-1), Bauman, T. (1-1), Vail, T. (1-1), Allsup, C. (1-1), Horne, T. (1-1), Murphy, H. (1-1), Herberholz, C (1-1).

**SEC-ONLY STATS**



**2023 Auburn Baseball**  
**Conference statistics for Auburn (as of Mar 25, 2023)**  
**(SEC games only Sorted by Batting avg)**



Record: 2-4 Home: 2-1 Away: 0-3 SEC: 2-4

Player	avg	gp-gs	ab	r	h	2b	3b	hr	rbi	tb	slg%	bb	hp	so	gdp	ob%	sf	sh	sb-att	po	a	e	fld%	
1 Green, Caden	.400	4-4	10	2	4	0	0	1	3	7	.700	2	0	1	1	.462	1	2	0-0	6	6	1	.923	
8 Ware, Bryson	.360	6-6	25	8	9	1	0	4	8	22	.880	1	1	3	1	.407	0	0	0-0	5	12	1	.944	
7 Foster, Cole	.238	6-6	21	5	5	3	0	0	0	8	.381	4	2	5	0	.407	0	0	0-0	7	16	1	.958	
5 Howell, Kason	.222	6-6	27	4	6	2	0	1	1	11	.407	2	0	6	1	.276	0	0	0-0	13	1	0	1.000	
14 Kirby, Justin	.217	6-6	23	2	5	0	0	1	4	8	.348	3	1	10	0	.333	0	0	2-2	10	0	0	1.000	
18 Irish, Ike	.190	6-6	21	2	4	1	0	1	3	8	.381	2	2	4	2	.308	1	0	0-0	52	1	2	.964	
3 Stanfield, Chris	.100	6-6	20	0	2	0	0	0	1	2	.100	3	0	6	0	.217	0	0	0-0	8	1	0	1.000	
27 Peirce, Bobby	.100	3-3	10	1	1	1	0	0	0	2	.200	2	0	2	1	.250	0	0	0-0	0	0	0	.000	
-----																								
26 McMurray, Cooper	1.000	2-0	2	0	2	1	0	0	2	3	1.500	0	1	0	0	1.000	0	0	0-0	0	0	0	.000	
24 LaRue, Nate	.286	4-4	7	1	2	0	0	0	0	2	.286	2	1	4	0	.500	0	0	0-1	28	3	0	1.000	
6 Dyal, Ryan	.250	2-1	4	0	1	0	0	0	0	1	.250	0	1	0	0	.400	0	0	0-0	12	0	0	1.000	
11 Miller, Gavin	.200	4-1	5	0	1	1	0	0	0	2	.400	0	2	2	0	.429	0	0	0-0	1	3	0	1.000	
31 Bello, Mike	.100	4-2	10	0	1	0	0	0	0	1	.100	0	0	2	0	.100	0	0	0-0	1	0	0	1.000	
2 Hall, Josh	.000	3-1	4	0	0	0	0	0	0	0	.000	0	0	1	0	.000	0	0	0-0	2	0	0	1.000	
4 Wright, Carter	.000	3-1	3	0	0	0	0	0	1	0	.000	2	1	0	0	.500	0	0	0-0	8	4	0	1.000	
9 Moss, Brody	.000	1-1	2	0	0	0	0	0	0	0	.000	0	0	1	0	.000	0	0	0-0	2	0	0	1.000	
10 Wortham, Brody	.000	1-0	1	0	0	0	0	0	0	0	.000	0	0	0	0	.000	0	0	0-0	0	1	0	1.000	
Totals	.221	6	195	25	43	10	0	8	23	77	.395	23	12	47	6	.336	2	2	2-3	156	55	5	.977	
Opponents	.308	6	214	54	66	14	0	7	52	101	.472	31	9	55	3	.412	3	2	1-2	161	56	4	.982	

LOB - Team (48), Opp (49). DPs turned - Team (3), Opp (6). IBB - Team (1), Irish, I. 1. Picked off - LaRue, N. 1.

**(SEC games only Sorted by Earned run avg)**

Player	era	w-l	app	gs	cg	sho	sv	ip	h	r	er	bb	so	2b	3b	hr	b/avg	wp	hp	bks	sfa	sha
33 Cannon, Will	1.17	1-0	2	0	0	0/0	0	7.2	3	1	1	4	7	0	0	0	.143	1	1	0	1	0
29 Herberholz,Christia	2.57	0-0	3	0	0	0/0	0	7.0	4	3	2	1	5	3	0	0	.167	0	0	0	0	1
41 Armstrong, John	3.86	1-0	2	0	0	0/0	0	4.2	10	3	2	2	2	1	0	0	.455	0	1	0	1	0
21 Vail, Tommy	8.64	0-1	2	2	0	0/0	0	8.1	9	8	8	6	11	2	0	1	.273	0	0	0	0	0
25 Bauman, Tanner	9.64	0-0	2	1	0	0/0	0	4.2	8	5	5	4	3	2	0	1	.381	0	1	0	1	0
77 Crotchfelt, Zach	9.95	0-2	2	2	0	0/0	0	6.1	11	11	7	2	7	3	0	3	.344	0	1	0	0	0
-----																						
12 Nelson, Drew	0.00	0-0	1	0	0	0/0	0	1.2	0	0	0	1	5	0	0	0	.000	0	0	0	0	0
23 Carlson, Parker	4.50	0-0	2	0	0	0/0	0	2.0	3	1	1	2	3	0	0	0	.300	0	0	0	0	0
46 Allsup, Chase	6.00	0-0	2	0	0	0/0	0	3.0	5	3	2	1	4	1	0	0	.333	2	1	0	0	1
43 Isbell, Chase	10.12	0-0	4	0	0	0/0	1	2.2	2	3	3	3	4	0	0	1	.200	1	0	0	0	0
54 Copeland, Konner	14.73	0-1	2	1	0	0/0	0	3.2	6	6	6	2	3	1	0	1	.400	0	2	0	0	0
17 Horne, Trevor	81.00	0-0	1	0	0	0/0	0	0.1	1	3	3	2	1	0	0	0	.500	0	0	0	0	0
47 Keshock, Cameron	99.00	0-0	1	0	0	0/0	0	0.0	4	7	7	1	0	1	0	0	1.000	1	2	0	0	0
Totals	8.13	2-4	6	6	0	0/0	1	52.0	66	54	47	31	55	14	0	7	.308	5	9	0	3	2
Opponents	3.69	4-2	6	6	0	1/1	3	53.2	43	25	22	23	47	10	0	8	.221	3	12	0	2	2

PB - Team (2), LaRue, N. 1, Wright, C. 1, Opp (1). Pickoffs - Team (3), LaRue, N. 2, Cannon, W. 1, Opp (1). SBA/ATT - LaRue, N. (1-2), Nelson, D. (1-1), Cannon, W. (0-1).

2023 MIDWEEK STATS



2023 Auburn Baseball  
Overall Statistics for Auburn (as of Mar 27, 2023)  
(Sorted by Batting avg)



Record: 6-0 Home: 3-0 Away: 1-0 Neutral: 2-0 SEC: 0-0

Player	avg	gp-gs	ab	r	h	2b	3b	hr	rbi	tb	slg%	bb	hp	so	gdp	ob%	sf	sh	sb-att	po	a	e	fld%	
7 Foster, Cole	.462	5-5	13	8	6	1	0	1	6	10	.769	6	1	2	0	.619	1	0	0-1	3	14	2	.895	
8 Ware, Bryson	.458	6-6	24	7	11	1	1	2	7	20	.833	2	0	2	0	.481	1	0	1-1	6	9	0	1.000	
2 Hall, Josh	.400	5-2	10	3	4	0	0	0	4	4	.400	3	0	4	0	.538	0	0	0-0	3	0	0	1.000	
3 Stanfield, Chris	.375	6-4	16	3	6	0	1	0	3	8	.500	0	2	2	1	.444	0	0	1-1	5	0	0	1.000	
18 Irish, Ike	.370	6-6	27	6	10	2	0	0	4	12	.444	1	0	6	1	.393	0	0	0-0	23	0	0	1.000	
5 Howell, Kason	.368	5-5	19	6	7	2	0	1	7	12	.632	0	2	3	0	.409	1	0	0-0	14	0	0	1.000	
14 Kirby, Justin	.364	6-6	22	7	8	3	0	2	7	17	.773	5	1	6	0	.500	0	0	2-2	9	0	0	1.000	
4 Wright, Carter	.200	4-2	10	2	2	0	0	0	1	2	.200	2	0	4	2	.333	0	0	0-0	23	4	0	1.000	
1 Green, Caden	.167	4-2	12	1	2	0	0	0	1	2	.167	1	0	2	1	.231	0	0	1-1	3	6	0	1.000	
9 Moss, Brody	.167	3-3	6	3	1	0	0	0	2	1	.167	5	1	0	0	.538	1	0	0-0	3	3	0	1.000	
-----																								
27 Peirce, Bobby	.429	3-2	7	2	3	0	0	1	4	6	.857	0	0	0	0	.375	1	0	0-0	1	0	0	1.000	
16 Hill, Cam	.400	3-1	5	1	2	0	0	0	2	2	.400	2	0	0	1	.571	0	0	0-0	5	0	0	1.000	
11 Miller, Gavin	.375	3-2	8	2	3	1	0	0	2	4	.500	2	1	3	0	.545	0	0	0-0	3	7	2	.833	
31 Bello, Mike	.333	4-1	9	1	3	0	0	0	1	3	.333	2	0	0	0	.455	0	0	0-0	4	0	0	1.000	
10 Wortham, Brody	.333	3-1	6	3	2	0	0	0	2	2	.333	0	0	0	0	.333	0	0	0-0	8	0	1	.889	
26 McMurray, Cooper	.333	1-1	3	1	1	0	0	1	3	4	1.333	1	0	1	0	.500	0	0	0-0	5	0	0	1.000	
6 Dyal, Ryan	.286	3-3	7	3	2	0	0	0	2	2	.286	2	1	1	0	.500	0	0	0-0	19	2	0	1.000	
24 LaRue, Nate	.000	3-2	7	0	0	0	0	0	0	0	.000	0	0	4	0	.000	0	0	0-0	21	1	0	1.000	
Totals	.346	6	211	59	73	10	2	8	58	111	.526	34	9	40	6	.448	5	0	5-6	159	47	6	.972	
Opponents	.242	6	207	29	50	14	0	4	29	76	.367	16	3	66	2	.304	1	2	3-3	148	55	6	.971	

LOB - Team (52), Opp (41). DPs turned - Team (2), Opp (6).

(Sorted by Earned run avg)

Player	era	w-l	app	gs	cg	sho	sv	ip	h	r	er	bb	so	2b	3b	hr	b/avg	wp	hp	bk	sfa	sha		
43 Isbell, Chase	0.00	2-0	4	0	0	0/0	1	6.0	3	0	0	2	9	0	0	0	.150	0	0	0	0	0		
21 Vail, Tommy	0.84	2-0	3	3	0	0/0	0	10.2	1	1	1	4	15	1	0	0	.030	0	0	0	0	0		
33 Cannon, Will	3.60	0-0	2	0	0	0/0	1	5.0	4	2	2	1	7	3	0	0	.222	1	1	0	0	0		
54 Copeland, Konner	5.40	1-0	3	2	0	0/0	0	10.0	11	6	6	2	13	6	0	0	.282	0	0	0	1	0		
41 Armstrong, John	8.31	0-0	3	0	0	0/0	0	4.1	6	4	4	1	5	1	0	2	.333	0	0	0	0	1		
-----																								
12 Nelson, Drew	0.00	1-0	1	1	0	0/0	0	4.0	1	0	0	1	2	0	0	0	.071	2	1	0	0	0		
25 Bauman, Tanner	0.00	0-0	1	0	0	0/0	0	2.0	3	0	0	0	2	0	0	0	.333	0	0	0	0	0		
44 Olson, Ryan	0.00	0-0	1	0	0	0/0	0	1.0	2	0	0	0	2	0	0	0	.500	0	0	0	0	0		
29 Herberholz, Christia	0.00	0-0	1	0	0	0/0	0	0.1	1	1	0	0	1	1	0	0	.333	1	0	0	0	0		
17 Horne, Trevor	6.75	0-0	2	0	0	0/0	0	2.2	4	2	2	0	4	0	0	1	.333	0	0	0	0	0		
46 Allsup, Chase	9.00	0-0	2	0	0	0/0	1	4.0	7	4	4	1	3	2	0	0	.389	1	0	0	0	1		
22 Murphy, Hayden	9.00	0-0	1	0	0	0/0	0	2.0	3	2	2	1	0	0	0	1	.273	0	0	0	0	0		
23 Carlson, Parker	9.00	0-0	1	0	0	0/0	0	1.0	2	3	1	2	3	0	0	0	.333	0	0	0	0	0		
47 Keshock, Cameron	99.00	0-0	1	0	0	0/0	0	0.0	2	4	4	1	0	0	0	0	1.000	0	1	0	0	0		
Totals	4.42	6-0	6	6	0	0/0	3	53.0	50	29	26	16	66	14	0	4	.242	5	3	0	1	2		
Opponents	10.40	0-6	6	6	0	0/0	0	49.1	73	59	57	34	40	10	2	8	.346	8	9	0	5	0		

PB - Team (3), Wright, C. 2, LaRue, N. 1, Opp (1). SBA/ATT - LaRue, N. (2-2), Cannon, W. (1-1), Olson, R. (1-1), Wright, C. (1-1), Vail, T. (1-1).

**2023 GAME SUMMARY**



**2023 Auburn Baseball  
Games Summary for Auburn (as of Mar 25, 2023)  
(All games)**



Score by innings	1	2	3	4	5	6	7	8	9	EX	Total
Auburn	22	14	25	23	19	31	10	12	11	2	169
Opponents	19	8	22	25	13	19	8	31	9	0	154

**Record when ...**

Overall	16-7-1	After 6 leading	11-1-1
Conference	2-4	..... trailing	4-6
Non-Conference	14-3-1	..... tied	1-0
Home games	13-4-1	After 7 leading	10-1
Away games	1-3	..... trailing	3-6
Neutral site	2-0	..... tied	1-0-1
Day games	5-7-1	After 8 leading	11-0
Night games	11-0	..... trailing	1-6
vs Left starter	4-2	..... tied	2-0-1
vs Right starter	12-5-1		
1-Run games	5-1	Hit 0 home runs	2-1
2-Run games	1-0	... 1 home run	9-5
5+Run games	5-6	... 2+ home runs	5-1-1
Extra innings	2-0		
Shutouts	0-1	Opponent 0 home runs	8-1
		..... 1 home run	5-5
		..... 2+ HRs	3-1-1
Scoring 0-2 runs	0-3		
..... 3-5 runs	3-2		
..... 6-9 runs	8-2	Made 0 errors	8-2
..... 10+ runs	5-0-1	.... 1 error	6-3-1
		.... 2+ errors	2-2
Opponent 0-2 runs	4-0		
..... 3-5 runs	7-1	Opp. made 0 errors	6-4
..... 6-9 runs	3-4	..... 1 error	5-3
..... 10+ runs	2-2-1	..... 2+ errors	5-0-1
Scored in 1st inning	4-0-1	Out-hit opponent	12-0
Opp. scored in 1st	3-4-1	Out-hit by opponent	3-7
Scores first	8-2	Hits are tied	1-0-1
Opp. scores first	8-5-1		

**Record when team scores:**

Runs	0	1	2	3	4	5	6	7	8	9	10+
W-L	0-1	0-0	0-2	0-2	2-0	1-0	4-0	3-2	1-0	0-0	5-0

**Record when opponent scores:**

Runs	0	1	2	3	4	5	6	7	8	9	10+
W-L	0-0	4-0	0-0	5-0	1-0	1-1	2-0	0-1	1-2	0-1	2-2

**Record when leading after:**

Inn.	1	2	3	4	5	6	7	8
W-L	4-0	4-1	7-2	9-1	9-1	11-1	10-1	11-0

**Record when trailing after:**

Inn.	1	2	3	4	5	6	7	8
W-L	3-4	4-4	4-5	5-6	5-6	4-6	3-6	1-6

**Record when tied after:**

Inn.	1	2	3	4	5	6	7	8
W-L	9-3	8-2	5-0	2-0	2-0	1-0	1-0	2-0

Current losing streak: 1  
 Longest winning streak: 10  
 Longest losing streak: 3

Home attendance : 62554 ( 18 dates avg = 3475 )  
 Away attendance : 36799 ( 6 dates avg = 6133 )  
 Total attendance: 99353 ( 24 dates avg = 4139 )

FEB. 21 vs. NORTH ALABAMA



2023 Auburn Baseball  
North Alabama vs #17 Auburn  
Feb 21, 2023 at Madison, Ala. (Toyota Field)



North Alabama 1 (1-3)

Player	ab	r	h	rbi	bb	so	po	a	lob
Dominick McIntyre cf	3	0	0	0	0	2	3	1	1
Gehrig Frei ss	3	0	1	0	0	0	1	2	0
Kyle Machado 1b	3	1	1	0	0	1	3	0	0
Jonathan Lane rf	3	0	2	0	0	1	2	0	0
Jackson Ferrigno 3b	2	0	0	1	0	0	0	0	1
Peyton Thomas dh	2	0	0	0	0	1	0	0	1
Cal Cook ph	1	0	0	0	0	1	0	0	0
Drew Hudson 2b	2	0	0	0	0	1	2	2	1
Ethan Walker ph	1	0	0	0	0	1	0	0	0
Andrew Knight lf	2	0	1	0	0	1	2	0	0
Jackson Cheek ph	1	0	0	0	0	1	0	0	0
Levi Jensen c	2	0	0	0	0	2	5	2	0
Avery Brown p	0	0	0	0	0	0	0	0	0
Cade Barnett p	0	0	0	0	0	0	0	0	0
Carson Howard p	0	0	0	0	0	0	0	1	0
Joey Malecha p	0	0	0	0	0	0	0	0	0
Josh Bowerman p	0	0	0	0	0	0	0	0	0
Totals	25	1	5	1	0	12	18	8	4

Auburn 13 (3-1)

Player	ab	r	h	rbi	bb	so	po	a	lob
Peirce, Bobby lf	4	2	3	3	0	0	1	0	1
Bello, Mike ph/lf	1	0	1	0	0	0	0	0	0
Moss, Brody 2b	2	1	1	1	1	0	2	1	0
Kirby, Justin rf	3	1	0	0	1	2	1	0	1
Hall, Josh ph/rf	1	0	0	0	0	1	0	0	3
Irish, Ike dh	4	2	3	1	0	0	0	0	0
Ware, Bryson 3b	3	1	3	3	0	0	0	0	0
Dyal, Ryan c	3	1	1	1	0	0	11	1	0
Foster, Cole ss	0	3	0	0	3	0	0	2	0
Hill, Cam 1b	3	1	1	2	1	0	5	0	2
Howell, Kason cf	3	1	1	1	0	0	1	0	0
Stanfield, Chris ph/cf	1	0	1	1	0	0	0	0	0
Copeland, Konner p	0	0	0	0	0	0	0	0	0
Armstrong, John p	0	0	0	0	0	0	0	0	0
Isbell, Chase p	0	0	0	0	0	0	0	0	0
Totals	28	13	15	13	6	3	21	4	8

Score by Innings	1	2	3	4	5	6	7	R	H	E
North Alabama	0	0	0	1	0	0	0	1	5	2
Auburn	6	0	3	0	1	3	X	13	15	0

E - D. McIntyre(1); J. Ferrigno(3). DP - UNA 1. LOB - UNA 4; Auburn 8. 2B - J. Lane 2(3); A. Knight(1); Ware, B.(4). HR - Peirce, B.(1); Ware, B.(1). HBP - Moss, B.; Dyal, R.; Foster, C.. SF - J. Ferrigno(1); Moss, B.; Ware, B.(1).

North Alabama	ip	h	r	er	bb	so	ab	bf	np	Auburn	ip	h	r	er	bb	so	ab	bf	np
Avery Brown	0.1	3	6	6	2	0	3	7	33	Copeland, Konner	3.2	3	1	1	0	6	13	14	62
Cade Barnett	2.0	4	2	2	1	1	8	10	44	Armstrong, John	1.1	1	0	0	0	2	5	5	22
Carson Howard	1.2	3	1	1	1	1	6	9	27	Isbell, Chase	2.0	1	0	0	0	4	7	7	21
Joey Malecha	1.1	3	4	4	1	0	7	8	31										
Josh Bowerman	0.2	2	0	0	1	1	4	5	21										

Win - Copeland, K. (1-0). Loss - A. Brown (0-1). Save - None.  
HBP - by A. Brown (Moss, B.); by C. Barnett (Foster, C.); by C. Howard (Dyal, R.). PB - L. Jensen(1).  
Pitches/strikes: A. Brown 33/13; C. Barnett 44/23; C. Howard 27/13; J. Malecha 31/20; J. Bowerman 21/11; Copeland, K. 62/39; Armstrong, J 22/15; Isbell, C. 21/18.

Umpires - HP: Kaleb Devier 1B: David Savage 2B: Kevin Bradley 3B: Jack Furlong  
Start: 6:05 pm Time: 2:29 Attendance: 5448  
Weather: 68, cloudy

# TV/RADIO ROSTER



1 CADEN GREEN



2 JOSH HALL




3 CHRIS STANFIELD



4 CARTER WRIGHT



5 KASON HOWELL



6 RYAN DYAL



7 COLE FOSTER



8 BRYSON WARE



9 BRODY MOSS



10 BRODY WORTHAM



11 GAVIN MILLER



12 DREW NELSON




14 JUSTIN KIRBY



16 CAM HILL



17 TREVOR HORNE



18 IKE IRISH



20 TOMMY SHEEHAN



21 TOMMY VAIL



22 HAYDEN MURPHY



23 PARKER CARLSON



24 NATE LARUE



25 TANNER BAUMAN




26 COOPER MCMURRAY



27 BOBBY PEIRCE



28 ELLIOT BRAY




29 CHRISTIAN HERBERHOLZ



31 MIKE BELLO



33 WILL CANNON



41 JOHN ARMSTRONG



43 CHASE ISBELL




44 RYAN OLSON



45 JOSEPH GONZALEZ



46 CHASE ALLSUP




47 CAMERON KESHOCK



51 TY MAULDIN



54 KONNER COPELAND



77 ZACH CROTCHFELT



30 BUTCH THOMPSON



36 KARL NONEMAKER



39 GABE GROSS



40 DARON SCHOENROCK