



2017-18 AUBURN MEN'S BASKETBALL

AUBURN ATHLETICS COMMUNICATIONS: 392 SOUTH DONAHUE DRIVE || AUBURN, AL 36830 || AUBURNTIGERS.COM || @AUBURNMBB

SCHEDULE/RESULTS

Date	Opponent	Time/Result
Nov. 10	Norfolk State (SECN+)	W, 102-74
Nov. 16	! vs. Indiana State (ESPNU)	W, 83-64
Nov. 17	! vs. Temple (ESPN2)	L, 88-74
Nov. 19	! vs. Hofstra (ESPNU)	W, 89-78
Nov. 24	Winthrop (SECN)	W, 119-85
Nov. 29	at Dayton (CBS Sports)	W, 73-60
Dec. 3	George Mason (SECN+)	W, 79-63
Dec. 6	Gardner-Webb (SECN+)	W, 80-55
Dec. 9	UAB (SECN)	W, 85-80
Dec. 16	@ vs. Middle Tennessee (SECN)	W, 76-70
Dec. 19	at Murray State	W, 81-77
Dec. 23	UConn (ESPN2)	1:30 pm
Dec. 30	Cornell (SECN)	2:30 pm
Jan. 2	* at Tennessee (ESPNU)	6 pm
Jan. 6	* Arkansas (ESPNU)	5 pm
Jan. 9	* Ole Miss (ESPNU)	8 pm
Jan. 13	* at Mississippi State (SECN)	2:30 pm
Jan. 17	* at Alabama (SECN)	6 pm
Jan. 20	* Georgia (SECN)	5 pm
Jan. 24	* at Missouri (SECN)	8 pm
Jan. 27	* LSU (SECN)	5 pm
Jan. 30	* at Ole Miss (SECN)	8 pm
Feb. 3	* Vanderbilt (SECN)	7:30 pm
Feb. 7	* Texas A&M (ESPN2)	8 pm
Feb. 10	* at Georgia (SECN)	2:30 pm
Feb. 14	* Kentucky (ESPN2)	8 pm
Feb. 17	* at South Carolina (SECN)	2:30 pm
Feb. 21	* Alabama (SECN)	7:30 pm
Feb. 24	* at Florida (SECN)	7:30 pm
Feb. 27	* at Arkansas (SECN)	8 pm
Mar. 3	* South Carolina (SECN)	2:30 pm
Mar. 7-11	% SEC Tournament (SECN/ESPN)	TBA

All times Central // Home games in Bold
 * - SEC game // ! - Charleston Classic (Charleston, S.C.)
 @ - Birmingham, Ala. (Legacy Arena)
 % - St. Louis, Mo. (Scottrade Center)

GAME INFORMATION



AUBURN TIGERS
10-1 (0-0 SEC)



UCONN HUSKIES
7-4 (0-0 American)

Date/Time Dec. 23, 2017 / 1:30 p.m. CT
 Site Auburn, Ala.
 Venue Auburn Arena (9,121)
 TV ESPN2
 PXP Kevin Fitzgerald
 Analyst Daymeon Fishback
 Radio Auburn Sports Network | TuneIn
 PXP Rod Bramblett
 PXP Sonny Smith
 Pre-Postgame Host Brad Law
 Series History Tied 1-1
 In Auburn First meeting
 In Hartford/Storrs Auburn leads 1-0
 Neutral Site UConn leads 1-0
 Last Meeting .AU W, 70-67 OT (Dec. 23, 2016)
 Streak Auburn W1

AUBURN HEAD COACH

Bruce Pearl Boston College (1982)
 Career Record 516-200 (.721)
 Years 23rd
 Record at Auburn 54-55 (.495)
 Years 4th

UCONN HEAD COACH

Kevin Ollie UConn (1995)
 Career Record 120-65 (.649)
 Years 6th
 Record at UConn 120-65 (.649)
 Years 6th

» Auburn has started the season 10-1 for the first time since the 1999-2000 season (16-1). The Tigers are on an 8-game winning streak for the first time since Dec. 21, 2002 - Jan. 18, 2003 and have won 11 consecutive non-conference home games, something that has not been done since Auburn won 14 in a row Dec. 21, 2010 - Nov. 9, 2012.

» During Auburn's 8-game winning streak, the Tigers have outshot opponents .470-.409. Auburn has also been active on defense, averaging 7.4 steals and 6.0 blocks in the last eight games. The Tigers have had six players average 7.5 points or more per game in Mustapha Heron (18.6), Bryce Brown (15.3), Jared Harper (12.8), Desean Murray (10.6), Chuma Okeke (7.6) and Anfernee McLemore (7.6). Auburn has also led for an astonishing 281:35 out of a possible 320 minutes (88 percent).

» The Tigers have won 10 games before Christmas for the fifth time in program history (1995, 1998, 1999, 2016, 2017). Auburn accomplished the feat last season and has now done it back-to-back seasons for just the second time in the Auburn record books.

PROBABLE AUBURN STARTERS

Pos.	No.	Name	Ht.	Wt.	Cl.	Hometown (Last School)	PPG	RPG	APG	Blocks	Steals	FT%
G	1	Jared Harper	5-10	170	So.	Mableton, Ga. (Pebblebrook HS)	12.3	2.6	5.3	0	12	.769
G	2	Bryce Brown	6-3	198	Jr.	Stone Mountain, Ga. (Tucker HS)	16.2	2.5	2.5	4	11	.794
G	5	Mustapha Heron	6-5	218	So.	Waterbury, Conn. (Sacred Heart HS)	15.9	5.6	1.0	0	15	.811
F	13	Desean Murray	6-3	225	Jr.	Stanley, N.C. (Presbyterian College)	11.1	7.8	1.5	8	11	.767
F	24	Anfernee McLemore	6-7	220	So.	Warwick, Ga. (Worth County HS)	8.9	6.6	0.7	37	7	.810
F	0	Horace Spencer	6-8	220	Jr.	Philadelphia, Pa. (Findlay Prep)	3.3	4.6	0.7	12	13	.714
F	4	Chuma Okeke	6-8	230	Fr.	Atlanta, Ga. (Westlake HS)	8.2	5.5	1.1	4	9	.737
G	10	Davion Mitchell	6-1	200	Fr.	Hinesville, Ga. (Liberty County HS)	4.5	1.4	2.0	0	3	.789
G/F	14	Malik Dunbar	6-6	230	Jr.	North Augusta, S.C. (Col. of Central Florida)	5.7	1.5	0.2	6	0	.615

PROBABLE UCONN STARTERS

Pos.	No.	Name	Ht.	Wt.	Cl.	Hometown (Last School)	PPG	RPG	APG	Blocks	Steals	FT%
G	0	Antwoine Anderson	6-2	170	Gr.	Rochester, N.Y. (Fordham)	8.8	3.0	1.8	2	13	.897
G	1	Christian Vital	6-2	188	So.	Queens Village, N.Y. (St. Thomas More HS)	12.6	4.9	1.6	0	14	.850
G	4	Jalen Adams	6-3	195	Jr.	Roxbury, Mass. (Brewster Academy)	18.6	4.0	3.2	1	15	.714
G/F	22	Terry Larrier	6-8	185	R-Jr.	Bronx, N.Y. (VCU)	15.8	5.5	0.5	5	7	.806
F	23	Eric Cobb	6-9	280	Jr.	Jacksonville, Fla. (Chipola College)	2.3	4.0	0.3	1	3	.500
F	12	Tyler Polley	6-8	190	Fr.	Miramar, Fla. (The Sagemont School)	2.7	1.1	0.1	2	3	.900
F	21	Mamadou Diarra	6-8	217	R-Fr.	Queens, N.Y. (Putnam Science Academy)	2.9	4.3	0.0	8	2	.474
F	25	Josh Carlton	6-9	242	Fr.	Winterville, N.C. (DeMatha HS)	2.4	2.7	0.2	9	2	.667
F	34	David Onuorah	6-9	249	Gr.	Lithonia, Ga. (Cornell)	0.7	3.2	0.0	3	0	.500

#WarEagle



AuburnTigers.com



@AuburnMBB | @AuburnTigers



/AuburnMBB
/AuburnTigers

TEAM SCHEDULE AND MEDIA AVAILABILITY » WEEK OF Dec. 18-Dec. 24

MONDAY Dec. 18	TUESDAY Dec. 19	WEDNESDAY Dec. 20	THURSDAY Dec. 21	FRIDAY Dec. 22	SATURDAY Dec. 23	SUNDAY Dec. 24
PRACTICE 1 pm	GAME 7 pm Murray State Interviews postgame	OFF	PRACTICE 2:30 pm Press Conference 11 am	PRACTICE 2:30 pm	GAME 1:30 pm UConn Interviews postgame	OFF

AUBURN ATHLETICS COMMUNICATIONS

AUBURNTIGERS.COM

For updated game notes, statistics and all the latest information on Auburn basketball and gameday activities, go to AuburnTigers.com.

INTERVIEW POLICY

Coach Pearl, assistant coaches and selected athletes are available for phone and personal interviews by contacting Cody Voga in the communications office. Postgame interviews with Coach Pearl and requested players will be conducted in the media room of Auburn Arena following a brief cooling-off period. **Practices are open unless otherwise specified.**

CREDENTIALS

Anyone wishing to cover Auburn basketball games should contact Cody Voga in the communications office at least one day in advance in order to make the proper arrangements.

GAME DAY SERVICES

Notes for both teams and gameday programs will be provided prior to the game. Stats will be after the game. Wireless internet is available in the media room; ask Cody Voga for the password.

VIDEO SERVICES

FTP feeds of selected Auburn basketball highlights are available for the media. A number of studio and satellite services may be arranged for electronic media by calling Jeff Hanel in the Auburn video services office at 254-709-8116 or by emailing jeff.hanel@auburn.edu.

PHOTO SERVICES

For photos of Auburn softball or anything pertaining to Auburn Athletics, contact Wade Rackley at 334-750-6907 or via email at wwr0004@auburn.edu

COMMUNICATIONS STAFF

Cody Voga	Interim basketball contact
cell:	334-750-9023
email:	voga@auburn.edu
Kirk Sampson	Associate AD
cell:	334-750-1385
email:	sampska@auburn.edu
TBA	SEC Network/TV contact
cell:	
email:	

QUICK FACTS

UNIVERSITY INFORMATION

City / Zip..... Auburn, Ala. / 36831
 Founded Oct. 1, 1856
 Enrollment..... 25,469
 Nickname Tigers
 Colors..... Navy Blue and Burnt Orange
 Affiliation NCAA Division I
 Conference..... Southeastern Conference
 Arena Auburn Arena
 Stadium Capacity 9,121
 President Dr. Steven Leath
 Athletic Director Jay Jacobs

PROGRAM INFORMATION

First Year of Basketball 1905-06
 All-Time Record (Years)..... 1306-1173-1 (112th)
 All-Time SEC Record (Years) 586-730 (85th)
 SEC Champ./Tournament 2 (1999)/1 (1985)
 NCAA Tournament App. (Last)..... 8 (2003)
 NCAA Tournament Record 12-8
 All-Americans 13
 All-SEC Selections 88

TEAM INFORMATION

2016-17 Record..... 18-14
 SEC Record (Finish) 7-11 (11th)
 Home / Away / Neutral 10-5 / 6-6 / 2-3
 Letterwinners Returning/Lost 9/3
 Starters Returning/Lost 5/0
 Newcomers 4

STAFF INFORMATION

Head Coach..... Bruce Pearl
 Alma Mater..... Boston College (1982)
 Career Record..... 516-200 (23rd season)
 Record at Auburn..... 54-55 (4th season)
 Assistant Coach..... Harris Adler
 Alma Mater Phil. Col. of Pharm. & Sci. (1998)
 Assistant Coach..... Steven Pearl
 Alma Mater..... Tennessee (2010)
 Interim Assistant Coach Chad Prewett
 Alma Mater..... Troy State (1994)
 Special Assistant..... Jordan VerHulst
 Alma Mater..... Grand Valley State (2008)
 Athletic Trainer..... Clark Pearson
 Alma Mater..... Kentucky (1995)
 Strength & Conditioning Coach ... Damon Davis
 Alma Mater..... Western Illinois (2003)
 Video Coordinator..... Frankie Sullivan
 Alma Mater..... Auburn (2011)

GAMEDAY EXPERIENCE: AUBURN ARENA

» Built at a cost of \$86 million, Auburn Arena seats 9,121 fans for basketball games. Auburn Arena replaced the old Beard-Eaves Memorial Coliseum as home of Tiger basketball for the 2010-11 season. The furthest seat in Auburn Arena is just 43 feet away from the court. A full two-thirds of the seats in the facility are less than 27 feet in elevation from courtside. The Arena features a team store, six concession stands, three elevators, 94 HD televisions plus family restrooms and customer service kiosks on all seating levels. For special events, 12,000 square feet of banquet space, including tailgate and super suites, is available. For the teams, Auburn Arena offers an office suite for the coaches, locker rooms and a 13,970-square foot practice facility and weight room.



ROSTER

BY NUMBER							BY NAME		
No.	Name	Pos.	Ht.	Wt.	Yr.	Hometown (Previous School)	No.	Name	Pos.
0	Horace Spencer	F	6-8	225	Jr.	Philadelphia, Pa. (Findlay Prep)	41	Cole Blackstock	F
1	Jared Harper	G	5-10	170	So.	Mableton, Ga. (Pebblebrook)	2	Bryce Brown	G
2	Bryce Brown	G	6-3	198	Jr.	Stone Mountain, Ga. (Tucker)	54	Thomas Collier	F
3	Danjel Purifoy	F	6-7	230	So.	Centreville, Ala. (Hargrave Military Academy)	20	Samir Doughty	G
4	Chuma Okeke	F	6-8	230	Fr.	Atlanta, Ga. (Westlake)	14	Malik Dunbar	G/F
5	Mustapha Heron	G	6-5	218	So.	Waterbury, Conn. (Sacred Heart)	25	Brett Easterling	G
10	Davion Mitchell	G	6-1	200	Fr.	Hinesville, Ga. (Liberty County)	1	Jared Harper	G
12	Devontae Williams	G	6-4	215	So.	Opp, Ala. (Opp)	5	Mustapha Heron	G
13	Desean Murray	F	6-3	225	Jr.	Stanley, N.C. (Presbyterian College)	21	Patrick Keim	G
14	Malik Dunbar	G/F	6-6	230	Jr.	North Augusta, S.C. (College of Central Florida)	22	Will Macoy	G
20	Samir Doughty*	G	6-4	187	So.	Philadelphia, Pa. (VCU)	24	Anfernee McLemore	F
21	Patrick Keim	G	6-0	186	Sr.	Birmingham, Ala. (Mountain Brook)	10	Davion Mitchell	G
22	Will Macoy	G	6-4	190	So.	Birmingham, Ala. (Vestavia Hills)	13	Desean Murray	F
24	Anfernee McLemore	F	6-7	220	So.	Warwick, Ga. (Worth County)	4	Chuma Okeke	F
25	Brett Easterling	G	6-1	165	Fr.	Tallahassee, Fla. (Lawton Chiles)	3	Danjel Purifoy	F
41	Cole Blackstock	F	6-9	260	Jr.	Killen, Ala. (Brooks)	0	Horace Spencer	F
50	Austin Wiley	C	6-11	260	So.	Hoover, Ala. (Calusa Prep)	50	Austin Wiley	C
54	Thomas Collier	F	6-9	215	So.	Birmingham, Ala. (Briarwood Christian)	12	Devontae Williams	G

* - will redshirt 2017-18 season after transferring with 2 years of eligibility remaining

- Head Coach:** Bruce Pearl (Boston College '82)
- Assistant Coach:** Harris Adler (Philadelphia College of Pharmacy & Science '98)
- Assistant Coach:** Steven Pearl (Tennessee '10)
- Interim Assistant Coach:** Chad Prewett (Troy State '94)
- Special Assistant to the Head Coach:** Jordan VerHulst (Grand Valley State '08)
- Athletic Trainer:** Clark Pearson (Kentucky '95)
- Strength & Conditioning Coach:** Damon Davis (Western Illinois '03)
- Video Coordinator:** Frankie Sullivan (Auburn '11)

BY CLASS

Freshmen (3)

Brett Easterling, Davion Mitchell, Chuma Okeke

Sophomores (9)

Thomas Collier, Samir Doughty, Jared Harper, Mustapha Heron, Will Macoy, Anfernee McLemore, Danjel Purifoy, Austin Wiley, Devontae Williams

Juniors (5)

Cole Blackstock, Bryce Brown, Malik Dunbar, Desean Murray, Horace Spencer

Seniors (1)

Patrick Keim

PRONUNCIATION GUIDE

- SAMIR DOUGHTY**SAH-meer DOW-tee
- MALIK** Dunbar Muh-LEEK
- MUSTAPHA HERON** Muh-STAH-fuh HAIR-un
- Patrick **KEIM**KIME
- ANFERNEE** McLemoreANN-fur-knee
- DAVION** MitchellDAY-vee-on
- DESEAN** MurrayDuh-SHAWN
- DANJEL PURIFOY**DAN-jel PURE-a-foy
- HORACE** Spencer HOR-us

BRUCE PEARL » HEAD COACH

- Has advanced to postseason play in 18 of 22 years as a head coach
- Set single-season wins records at three different schools (29 at Southern Indiana in 1995; 26 at Wisconsin-Milwaukee in 2005; 31 at Tennessee in 2008)
- Bruce Pearl's teams have led their conference in scoring 16 of the 22 years that he has been a head coach. His squads were the SEC's scoring champion in four of his six seasons at Tennessee, averaging 77.4 ppg while allowing 70.5 ppg
- One of just seven active head coaches who has led his teams to at least 10 NCAA Sweet 16 appearances (10 total)
- Bruce Pearl is ranked second in the SEC among current head coaches in career winning percentage (.718), fifth in winning percentage as a SEC head coach (.622), fifth in average wins per year as a SEC head coach (21.0) and fifth in SEC games only win pct. (.540, 81-70)
- Bruce Pearl's 506-199 (.718) overall record is the second-best winning percentage out of the 14 current SEC head coaches
- Bruce Pearl's 189-115 (.622) record as a SEC head coach is the third-best winning percentage out of the current SEC head coaches
- Under Bruce Pearl, Auburn has had 12-of-13 graduating players in Malcolm Canada, Chris Denson, Asaiah Dixon-Tatum, KT Harrell, Allen Payne, Cinmeon Bowers, Jordon Granger, Josh Dollard, Dylan Spencer, C.J. Holmes, Jonathan Walker and Tahj Sham-sid-Deen
- Auburn had a perfect 1000 APR in Bruce Pearl's first season in 2014-15
- Auburn reached its first tournament final since winning the 2002 San Juan Shootout in this season's Cancun Challenge
- In 2015-16, for the first time in 48 years since 1967-68, Auburn defeated Kentucky, Alabama, Tennessee, Georgia and Arkansas in the same season
- Auburn defeated Kentucky and Alabama in back-to-back games for the first time since 1967 in 2016 and for only the third time in its 110 seasons of basketball
- Auburn has sold out of season tickets for the third straight time in 2016-17, all under Pearl, to continue the school record streak. Prior to Pearl, the only other time the Tigers sold out of season tickets came in the 1999-2000 season
- Auburn averaged 8,216 in its 15 home games in 2015-16, which is 90 percent capacity at Auburn Arena. Auburn ranked second in the SEC in percent capacity behind Kentucky for the second straight season
- In 22 full years as a head coach, Bruce Pearl's teams have finished either first or second in conference play 15 times
- In the 2015 SEC Tournament, Auburn won three games in three days for the first time in 30 years and reached the semifinals for the first time since 2009. The Tigers defeated Mississippi State and two postseason teams Texas A&M (NIT) and LSU (NCAA) before falling to undefeated Kentucky
- At the Division I level, Pearl's teams have topped the 100-point mark 16 times, including a high of 124 in 2009 as well as 121 in the 2007 NCAA Tournament. In his second year as a coach at Southern Indiana the team averaged 101.7 ppg
- Has coached a league's leading scorer 3 times: KT Harrell, Auburn, 18.5 ppg – 2015; Dylan Page, UWM, 20.9 ppg – 2004; Chris Lofton, UT, 20.8 ppg - 2007



COACH PEARL

Hometown..... Boston, Mass.
 Alma Mater Boston College (1982)
 Family..... wife, Brandy; daughters, Jacqui and Leah;
 sons, Steven and Michael

COACHING CAPSULE

Career Record 515-200 (.720) / 23rd season
 SEC Record 81-69 (.540)
 NCAA Tournaments 17
 Sweet Sixteens 10
 Elite Eights..... 1
 National Coach of the Year..... 1 (2006)
 SEC Coach of the Year 1 (2008)
 AP SEC Coach of the Year..... 2 (2006, 2008)

COACHING RECORD

1992-93	Southern Indiana	22-7
1993-94	Southern Indiana	28-4
1994-95	Southern Indiana	29-4
1995-96	Southern Indiana	25-4
1996-97	Southern Indiana	23-5
1997-98	Southern Indiana	27-6
1998-99	Southern Indiana	26-6
1999-00	Southern Indiana	25-6
2000-01	Southern Indiana	26-4
2001-02	Milwaukee	16-13
2002-03	Milwaukee	24-8
2003-04	Milwaukee	20-11
2004-05	Milwaukee	26-6
2005-06	Tennessee	22-8
2006-07	Tennessee	24-11
2007-08	Tennessee	31-5
2008-09	Tennessee	21-13
2009-10	Tennessee	28-9
2010-11	Tennessee	19-15
2014-15	Auburn	15-20
2015-16	Auburn	11-20
2016-17	Auburn	18-14
2017-18	Auburn	9-1



FASTEST ACTIVE COACHES TO 400 WINS

Coach	Current School	Games	Year	Rec.
Roy Williams	North Carolina	496	15th	400-96
Bruce Pearl	Auburn	509	17th	400-109

**RECORD AGAINST SEC OPPONENTS
TOTAL: 91-80 (.532)**

Alabama.....	8-6	Ole Miss.....	5-7
Arkansas	6-5	Mississippi State.....	7-4
Auburn	5-2	Missouri.....	3-4
Florida.....	8-8	South Carolina	13-4
Georgia.....	12-7	Tennessee.....	1-4
Kentucky.....	5-12	Texas A&M.....	1-4
LSU.....	9-5	Vanderbilt.....	8-8

POSTSEASON FINISHES AS HEAD COACH

1992-93	Southern Indiana	NCAA Region 3rd Place
1993-94	Southern Indiana	NCAA Runner-Up
1994-95	Southern Indiana	NCAA Champions
1995-96	Southern Indiana	NCAA Sweet 16
1996-97	Southern Indiana	NCAA First Round
1997-98	Southern Indiana	NCAA Sweet 16
1998-99	Southern Indiana	NCAA Sweet 16
1999-00	Southern Indiana	NCAA Sweet 16
2000-01	Southern Indiana	NCAA First Round
2001-02	Milwaukee	-
2002-03	Milwaukee	NCAA First Round
2003-04	Milwaukee	NIT First Round
2004-05	Milwaukee	NCAA Sweet 16
2005-06	Tennessee	NCAA Second Round
2006-07	Tennessee	NCAA Sweet 16
2007-08	Tennessee	NCAA Sweet 16
2008-09	Tennessee	NCAA First Round
2009-10	Tennessee	NCAA Elite 8
2010-11	Tennessee	NCAA Second Round
2014-15	Auburn	-
2015-16	Auburn	-
2016-17	Auburn	-

• Bruce Pearl has raised \$1 million in only four golf tournaments at Auburn. Pearl and his wife, Brandy, have remarkably raised \$770,000 in the last three years benefitting Children's Harbor in Birmingham through the Bruce Pearl For the Children Golf Classic. The mission of Children's Harbor is to help children with serious illness and their families. Over \$200,000 was raised in the Bruce, Barkley & Basketball Golf Classic Oct. 23-24, 2016, benefitting the Auburn Basketball program.

• Pearl started AUTLIVE at Auburn in 2015-16 to benefit cancer patients in the fight to beat cancer. AUTLIVE raises the awareness of cancer prevention and detection while t-shirt sales and donations raise money to benefit cancer patients. He initiated the OUTLIVE program in 2009 at Tennessee in recognition of former Vol Chris Lofton, who beat testicular cancer through early diagnosis and treatment and went on to play the entire 2007-08 season while recovering from his battle with the disease.

• Pearl donated \$250,000 to the Auburn University comprehensive campaign in September 2016, helping push it over the ambitious \$1 billion goal ahead of schedule.

• The Bruce Pearl Family Foundation in conjunction with L5 Foundation, an organization dedicated to addressing the essential and basic needs of cancer patients, donated \$20,000 to five charities in a ceremony in Knoxville in August 2015. Pearl accepted a \$10,000 donation to an endowed scholarship in his name to Camp Koinonia, an outdoor education program for children with disabilities.

• The Pearl family announced on Feb. 27, 2007, a \$100,000 donation to endow a scholarship in the name of former Tennessee player Dane Bradshaw. The Dane Bradshaw Athletic Scholarship Endowment is awarded to the male or female student-athlete at UT who best epitomizes the characteristics of the 2006-07 senior captain.

WIN % AS NCAA HEAD COACH

Coach	Win %	Record
John Calipari	.773	652-191
Bruce Pearl	.718	506-199
Michael White	.700	149-64
Bryce Drew	.688	143-65
Will Wade	.669	91-45
Mike Anderson	.656	328-172
Rick Barnes	.645	635-349
Ben Howland	.643	431-239
Mark Fox	.625	268-161
Andy Kennedy	.625	255-153
Frank Martin	.625	213-128
Cuonzo Martin	.608	186-120
Billy Kennedy	.553	326-264
Avery Johnson	.552	37-30

WIN % AS SEC HEAD COACH

Coach	Win %	Record
John Calipari	.825	249-53
Michael White	.667	48-24
Mike Anderson	.634	128-74
Andy Kennedy	.626	234-140
Bruce Pearl	.622	189-115
Cuonzo Martin	.606	63-41
Billy Kennedy	.586	99-70
Frank Martin	.564	96-74
Avery Johnson	.552	37-30
Mark Fox	.551	145-118
Bryce Drew	.543	19-16
Ben Howland	.476	30-33
Rick Barnes	.470	31-35
Will Wade	.000	0-0

WHAT THEY ARE SAYING

"I am 100 percent on the BP (Bruce Pearl) bandwagon, and I am going to do anything I can to help this program be successful again. For the first time in a long time, I am excited. It has been a long time since I have been excited, but the thing I have been excited the most about is the guy leading the program." - **Charles Barkley**

"I think of all the coaches who I have covered in college basketball, everybody has their thing that makes them special. All of the successful ones are great on the floor in some shape or form, but then they have one quality that separates them. No one is better at energizing a program, no one is better at igniting a fan base than Bruce, and the Tennessee example is a perfect one. It was a half empty building that they may be even papering to get to half, and then Bruce comes there, and you can't get a ticket. He just has that energy, that charisma, he's a fabulous basketball coach, but that charisma is what makes his programs extraordinary." - **Mike DeCoursey**

"Bruce Pearl is one of the best coaches in the country, and I think he is doing a terrific job building up the Auburn program, and I think that trajectory is going to continue in that direction. I think he is doing a great job." - **Jay Bilas**

INSIDE THE SERIES: UCONN

» The Tigers and Huskies will meet for the third time in series history Saturday.

» UConn won the first meeting on Nov. 25, 1989 in Anchorage, Alaska, 95-81. However, Auburn took the latest result last season when the Tigers prevailed 70-67 in overtime in Hartford, Conn.

TOP OF THE PACK

» Auburn has fared well in the past two seasons in the non-conference slate. The Tigers lead the SEC in both wins and winning percentage in non-league regular season games since the start of last campaign.

Team	'16-17	'17-18	Total	Pct.
Auburn	11-2	10-1	21-3	.875
Arkansas	11-2	9-2	20-4	.833
Kentucky	10-3	9-1	19-4	.826
Miss. State	9-3	10-1	19-4	.826
Texas A&M	8-4	11-1	19-5	.791
S. Carolina	10-3	8-3	18-6	.750
Georgia	9-4	8-2	17-6	.739
Florida	10-3	7-4	17-7	.708
Tennessee	8-5	8-2	16-7	.696
LSU	8-4	7-3	15-7	.681
Alabama	7-5	8-3	15-8	.652
Ole Miss	9-4	6-5	15-9	.625
Missouri	5-7	10-2	15-9	.625
Vanderbilt	7-6	4-7	11-13	.458

(as of games completed 12/21)

BOARD UP

» Auburn has outrebounded 10 of its 11 opponents so far this season.

Through 11 Games

	'16-17	'17-18
Rebounds Per Game	36.6	41.3
Off. Rebounds Per Game	10.1	13.4
Def. Rebounds Per Game	26.5	27.9
Rebounding Margin	-3.7	+9.0

STREAKING AT HOME

» Auburn's longest winning streaks at Auburn Arena (built in 2010):

Streak	First Win	Last Win
10	March 2, 2011	Jan. 2, 2012
7	Dec. 17, 2014	Jan. 17, 2015
7	Nov. 19, 2013	Jan. 4, 2014
6	March 4, 2017	Present
6	Nov. 11, 2016	Dec. 18, 2016

ON THIS DATE

» On Dec. 23, 2014, KC Ross-Miller came off the bench and drained a pair of clutch free throws with 14 seconds left to elevate Auburn over Texas Southern, 61-60.

» The Tigers are 3-3 on this date all-time, including last year's overtime win at UConn.

CLUTCH FACTOR

» Listed below are the free throws made and attempted by the Tigers in the final four minutes of games, including overtime.

	2017-18	Career
#0 Horace Spencer	2-2	9-14
#1 Jared Harper	22-26	62-79
#2 Bryce Brown	5-6	18-24
#3 Danjel Purifoy	0-0	15-16
#4 Chuma Okeke	0-0	0-0
#5 Mustapha Heron	10-14	36-48
#10 Davion Mitchell	0-0	0-0
#13 Desean Murray	4-4	42-59*
#14 Malik Dunbar	1-2	1-2
#21 Patrick Keim	1-4	2-6
#24 Anfernee McLemore	0-0	6-11
#41 Cole Blackstock	2-2	5-5
#50 Austin Wiley	0-0	1-9

*includes Murray's games at Presbyterian

STARTING FAST FROM THE OPENING TIP

» Below are the biggest opening runs by the Tigers.

Opponent	Run	Time	Final
vs. Norfolk State	19-8	6:16	W, 102-74
vs. Indiana State	13-4	4:39	W, 83-64
vs. Winthrop	16-6	7:12	W, 119-85
at Dayton	11-2	3:28	W, 73-60
vs. George Mason	25-3	8:52	W, 79-63
vs. Gardner-Webb	21-4	5:46	W, 80-55
vs. UAB	18-4	5:05	W, 85-80
vs. Middle Tenn.	22-9	9:07	W, 76-70

YOUNG ROSTER

» Auburn is tied with Kentucky with the most underclassmen in the nation with 12 on the roster and only one senior. The Tigers are one of just seven teams in the country to have 10 or more underclassmen on their roster.

PLAYER TO WATCH: MUSTAPHA HERON

» Since returning from an injury, sophomore guard Mustapha Heron has been a consistent leader on the floor for the Tigers. Heron has averaged 16.0 points and 7.0 rebounds during the last two games and has also added four steals. In last year's matchup with UConn, the Waterbury, Conn. native went for 15 points and eight rebounds in 36 minutes to lead Auburn to a 70-67 win at the home of the Huskies.



A CLOSER LOOK AT THE MATCHUP



Scoring Offense	85.5	70.5
Scoring Defense	72.2	71.6
Scoring Margin	+13.4	-1.1
FG Pct.	.461	.407
FG Pct. Defense	.401	.435
3-pt. FG Pct.	.382	.316
3-pt. FG Pct. Defense	.377	.366
FT Pct.	.766	.747
Rebounds Per Game	41.3	37.4
Opp. Rebounds Per Game	32.3	34.7
Rebound Margin	+9.0	+2.6
Assists Per Game	15.1	9.5
Turnovers Per Game	14.1	13.5
Opp. Turnovers Per Game	15.9	14.1
Turnover Margin	+1.8	+0.5
Assist/Turnover Ratio	1.1	0.7
Steals Per Game	7.4	6.5
Blocks Per Game	6.5	3.5

AWARD CASE

Malik Dunbar

Top-10 JUCO Transfers (Jon Rothstein)

Mustapha Heron

Jerry West Award Watch List
Preseason Second Team All-SEC (Coaches)
Charleston Classic All-Tournament Team

Desean Murray

20 Under-the-Radar Transfers (Jon Rothstein)

Chuma Okeke

20 Under-the-Radar Freshmen (Jon Rothstein)
SEC Freshman of the Week (Dec. 4)

Austin Wiley

Kareem Abdul-Jabbar Watch List

DOUBLE-DOUBLE LIST

- Anfernee McLemore (2)**
 12 pts, 13 reb at Dayton (Nov. 29)
 17 pts, 11 reb vs. Gardner-Webb (Dec. 6)
- Desean Murray (2)**
 14 pts, 12 reb vs. Indiana State (Nov. 16)
 10 pts, 11 reb vs. Temple (Nov. 17)
- Mustapha Heron (1)**
 31 pts, 10 reb vs. Winthrop (Nov. 24)

HAPPY HELPER

» Sophomore Jared Harper has a team-high 58 assists in 11 games and has produced five games of at least seven assists this campaign - tied for the most in the SEC.

Most Games with 7+ Assists (SEC)

Player (School)	Games w/ 7+	Total Asts
Chris Chiozza (Florida)	5	65
Jared Harper (Auburn)	5	58
Deandre Burnett (Ole Miss)	4	56
Daryl Macon (Arkansas)	3	42

» In the win vs. Gardner-Webb, Harper dropped a career-best 10 dimes, marking the first time a Tiger has done that since Kareem Canty in 2015 vs. Northwestern State.

BIG SPLASH FROM DOWNTOWN

» Junior Bryce Brown, who set an Auburn freshman record with 78 made 3-pointers in 2015-16, has netted 167 career trifectas, which puts him inside Auburn's top 10 all-time. For his career, he is 167-of-445 (.376) from long range.

» Brown has drained multiple 3-point shots 45 times through his junior season. The marksman has also tallied five or more buckets from downtown nine times, including a career-best nine at Arkansas (2016). Brown has five-plus three's in two games this season (vs. Winthrop, vs. UAB).

All-Time 3-Pointers Made

1. Wesley Person	1990-94	262
2. Lance Weems	1992-96	240
3. Ronnie Battle	1989-93	236
4. Frankie Sullivan	2008-13	228
5. Scott Pohlman	1997-2001	206
6. Tay Waller	2008-10	187
7. Daymeon Fishback	1996-2000	185
8. DeWayne Reed	2006-10	184
9. Bryce Brown	2015-P	167
10. KT Harrell	2013-15	164

MUSTAPHA NO. 5

» Sophomore Mustapha Heron scored in double figures in his first 25 collegiate games last season, breaking the record for the most for a freshman to begin a season previously held by All-American Wesley Person, who did it in his first 14 games in 1990-91. Heron has

PRE-GAME QUOTES

Head coach Bruce Pearl

On the game vs. Middle Tennessee...
 "UConn has got eight guys 6'8 or bigger. We have two with Horace and Chuma (Okeke), so they've got a size advantage. And they've just got a great player. Jalen Adams is a great player. They've got other pieces as well, but he's special. We're going to have to do the best job we can to contain him and understand the other pieces that they have, they're deep. The only teams they've lost to are marquee teams. They beat Oregon, which is a great win for them. They lost to Arkansas, Michigan State and Syracuse, and I think that all of those teams are or have been ranked. They beat everybody else, so it should be a great opportunity for us."

On Mustapha Heron..
 "When he's on the floor, we're better. And it's just because he does a lot of things. He's improved defensively, he rebounds his position, he's a great communicator, he can get you a bucket or get to the foul line, he is a calming influence. And he's really not pressed this issue in the sense that he's shared it, and I want to see him continue to do that."

Sophomore Mustapha Heron

On the matchup with UConn...
 "It's a matchup that we had last year. I think both teams have gotten better, so it's going to be fun to play in that game."
On the balance of Auburn's scoring...
 "You can get it from any guy on any night, so I think it's hard to scout this team."

SEC STANDINGS (AS OF 12/22)

	SEC	Overall	Last 5
Texas A&M	0-0	11-1	4-1
Auburn	0-0	10-1	5-0
Mississippi State	0-0	10-1	4-1
Kentucky	0-0	9-1	5-0
Missouri	0-0	10-2	5-0
Arkansas	0-0	9-2	4-1
Georgia	0-0	8-2	4-1
Tennessee	0-0	8-2	4-1
Alabama	0-0	8-3	3-2
South Carolina	0-0	8-3	3-2
LSU	0-0	7-3	4-1
Florida	0-0	7-4	2-3
Ole Miss	0-0	6-5	2-3
Vanderbilt	0-0	4-7	2-3

THIS WEEK IN THE SEC

Thursday, Dec. 21
 Texas A&M vs. Buffalo _____ A&M, 89-73

Friday, Dec. 22
 Georgia vs. Temple _____ 12 p.m.
 Florida vs. Incarnate Word _____ 6 p.m.
 Ole Miss vs. Bradley _____ 6 p.m.
 Vanderbilt vs. Alcorn State _____ 6 p.m.
 LSU vs. North Florida _____ 7 p.m.
 Alabama vs. Texas _____ 8 p.m.

Saturday, Dec. 23
 Tennessee at Wake Forest _____ 11:30 a.m.
 Auburn vs. UConn _____ 1:30 p.m.
 Kentucky vs. UCLA _____ 3 p.m.
 Mississippi State vs. Southern Miss _____ 6 p.m.
 Missouri vs. Illinois _____ 7 p.m.

ACADEMIC SUCCESS: SUMMER MVP

» Freshman Davion Mitchell was named the "Summer MVP" of the summer enhancement program, put on annually at the Student-Athlete Development Center. The program helps bridge the gap from high school to college. He was active in the intense training that was all self-induced. Mitchell was named the MVP due to his commitment, diligence and attention to detail.



reached double figures in 39 of 42 games in his career (vs. Florida, 2017; vs. Temple, 2017; vs. Gardner-Webb, 2017).

» In addition, Heron has reached the 20-point plateau nine times in his young career. The Waterbury, Conn. native scored 20-plus points six times during his freshman campaign and has already accomplished the feat three times during the 2017-18 season (22 vs. Hofstra, 31 vs. Winthrop, 21 at Dayton).

SOLID AWAY FROM HOME

» Auburn is one of 19 teams nationally with at least five wins away from home this season, including one of only seven in the top seven conferences in the RPI.

Team	W-L	Conf.	Conf. RPI
Villanova	7-0	Big East	3
Auburn	5-1	SEC	2
Duke	5-1	ACC	4
Florida State	5-1	ACC	4
Michigan State	5-1	Big 10	5
North Carolina	5-1	ACC	4
Notre Dame	5-2	ACC	4

OKEKE EARNS FRESHMAN OF THE WEEK

» Forward Chuma Okeke was tabbed the SEC Freshman of the Week, announced by the league office, Dec. 4. Okeke averaged 11 points and eight rebounds per game in Auburn's two victories at Dayton and against George Mason.

» Okeke was responsible for 22 of the team's 53 bench points (42 percent) and 16 of the bench's 33 rebounds (48 percent) during the two-game week.

RPI IMPROVEMENT

» In the four seasons before 2014-15, the Tigers held an average final RPI of 202. Since that point, Auburn has averaged a final RPI of 131. Here are the final RPI rankings in the last seven seasons.

2010-11	253	
2011-12	145	
2012-13	250	
2013-14	160	
2014-15	132	(Under Coach Pearl)
2015-16	160	(Under Coach Pearl)
2016-17	82	(Under Coach Pearl)

» Auburn currently stands at No. 31 in the latest RPI.

HOW ABOUT THAT OPENER?

» Auburn defeated Norfolk State by a score of 102-74. The Tigers improved to 81-31 all-time in season openers, including 59-9 at home.

» Bryce Brown had a career night on the floor with 31 points on 12-of-16 shooting, including 4-of-8 from 3-point range. Brown became the third player to tally 30-plus points in a season opener in Auburn history.

» The Tigers went 24-of-30 from the free throw line. Auburn's 80.0 free throw percentage was its highest in a game in which it made at least 20 free throws since Feb. 15, 2014 vs. Mississippi State (37-of-41).

LEADING THE WAY OFF THE COURT

» Mustapha Heron, an SEC Community Service Team member, created the Mustapha Heron Skills Academy and Reading Program for students at his high school, Sacred Heart, and students in surrounding counties.

» His foundation teaches students in the importance of balancing academics and sports and rewards students who read a certain number of books with incentives like shoes and bags. Heron obtained sponsorships from shoe companies to assist with his efforts.

» Additionally, he has worked with the police department in his hometown on a weapons buyback program.

» Heron and his AAU team wore orange emblems to make a statement against gun violence and was highlighted in Sports Illustrated. He is involved with the Fellowship of Christian Athletes and donates to Toys for Tots Holiday Program through Auburn University's SAAC Program.

ALL-TIME IN OVERTIME

» Auburn has a 49-53 (.480) record in overtime games in its history. The Tigers were 1-1 in overtime last season, winning 70-67 at UConn on Dec. 23 and losing 86-83 to Missouri in the SEC Tournament.

» Auburn is 2-2 under Coach Pearl when entering extra time. The Tigers have had at least one overtime game in all three seasons with Pearl at the helm.

ACADEMICS UNDER BP

» Under Pearl, Auburn is a perfect 12-of-12 of seniors graduating players in Malcolm Canada, Chris Denson, Asauhn Dixon-Tatum, KT Harrell, Allen Payne, Cinmeon Bowers, Jordon Granger, Josh Dollard, Dylan Spencer, C.J. Holmes, Jonathan Walker and Tahj Shamsid-Deen.

TOTAL +/- FOR SEASON

	Last Game	Season
#0 Spencer	+0	+45
#1 Harper	+8	+118
#2 Brown	+4	+116
#3 Purifoy	DNP	0
#4 Okeke	+10	+61
#5 Heron	-7	+109
#10 Mitchell	-4	+73
#12 Williams	DNP	-6
#13 Murray	-1	+102
#14 Dunbar	+13	+56
#21 Keim	DNP	-11
#22 Macoy	DNP	-9
#24 McLemore	-3	+94
#25 Easterling	DNP	-10
#41 Blackstock	DNP	-12
#50 Wiley	DNP	0
#54 Collier	DNP	-10

STANDOUT PERFORMANCES

DOUBLE-FIGURE SCORING GAMES

	2017-18	Career
Desean Murray	8	54*
Mustapha Heron	8	39
Bryce Brown	9	31
Jared Harper	8	26
Danjel Purifoy	0	17
Austin Wiley	0	8
Anfernee McLemore	4	8
Horace Spencer	1	6
Chuma Okeke	5	5
Davion Mitchell	2	2
Malik Dunbar	1	1

20-POINT SCORING GAMES

	2017-18	Career
Desean Murray	1	24*
Mustapha Heron	3	9
Bryce Brown	3	6
Jared Harper	1	6
Danjel Purifoy	0	3
Austin Wiley	0	1

30-POINT SCORING GAMES

	2017-18	Career
Desean Murray	0	23*
Bryce Brown	1	1
Mustapha Heron	1	1

DOUBLE-FIGURE REBOUNDING GAMES

	2017-18	Career
Desean Murray	2	15*
Anfernee McLemore	3	4
Mustapha Heron	0	3
Danjel Purifoy	0	1
Austin Wiley	0	1
Horace Spencer	0	1

*includes Murray's games at Presbyterian

STAT RANKINGS (AS OF 12/22)

	Value	SEC	NCAA
Winning Pct.	.909	2nd	10th
Scoring Offense	85.5	2nd	24th
Scoring Defense	72.2	9th	185th
Scoring Margin	+13.4	5th	53rd
Field Goal Pct.	.461	9th	129th
Field Goal Pct. Def.	.401	7th	55th
3-pt. FG Per Game	9.7	2nd	41st
3-pt. FG Pct.	.382	5th	78th
3-pt. FG Pct. Def.	.377	14th	294th
Free Throw Pct.	.766	1st	23rd
Free Throws Att.	261	3rd	111th
Rebounds	41.3	2nd	20th
Rebound Margin	+9.0	3rd	19th
Off. Rebounds	13.4	2nd	23rd
Def. Rebounds	27.9	5th	69th
Assists	15.1	7th	116th
Assist/Turnover	1.1	9th	161st
Turnover Margin	+1.8	5th	101st
Turnovers Forced	15.9	5th	67th
Blocks	6.5	2nd	7th
Steals	7.4	3rd	93rd

INDIVIDUAL

Scoring

Bryce Brown	16.2	6th	221st
Mustapha Heron	15.9	7th	244th

3-pt. FG Att.

Bryce Brown	94	1st	34th
-------------	----	-----	------

3-pt. FG Per Game

Bryce Brown	3.0	2nd	50th
Jared Harper	2.3	9th	220th

Assist-to-Turnover Ratio

Jared Harper	2.4	5th	76th
--------------	-----	-----	------

Assists Per Game

Jared Harper	5.3	3rd	49th
--------------	-----	-----	------

Blocks Per Game

Anfernee McLemore	3.4	1st	8th
Horace Spencer	1.1	23rd	226th

Double-Doubles

Anfernee McLemore	2	7th	176th
Desean Murray	2	7th	176th

Free Throw Pct.

Mustapha Heron	.811	14th	204th
----------------	------	------	-------

Offensive Rebounds Per Game

Desean Murray	3.1	2nd	51st
Anfernee McLemore	2.6	7th	127th

Rebounds Per Game

Desean Murray	7.8	5th	128th
---------------	-----	-----	-------

COMPARING WINS AND LOSSES

Category	Wins	Losses
Scoring Offense	86.7	74.0
Scoring Defense	70.6	88.0
Scoring Margin	+16.1	-14.0
Field Goal Pct.	.474	.360
Field Goal Pct. Def.	.392	.492
3-pt. FG Per Game	9.9	8.0
3-pt. FG Pct.	.401	.242
3-pt. FG Pct. Def.	.377	.385
Free Throw Pct.	.770	.706
Free Throws Made	18.8	12.0
Rebounds	41.0	44.0
Rebound Margin	+9.5	+4.0
Off. Rebounds	12.8	19.0
Def. Rebounds	28.2	25.0
Assists	15.1	15.0
Assist/Turnover	1.0	1.7
Turnover Margin	+1.8	+2.0
Turnovers Forced	16.4	11.0
Blocks	6.6	5.0
Steals	7.6	5.0

CURRENT STREAKS

Overall	Won 8
vs. Unranked	Won 8
vs. Ranked	Lost 5
Home	Won 6
vs. SEC	Won 1
vs. Non-SEC	Won 11
vs. Ranked	Lost 2
vs. Unranked	Won 6
Road	Won 2
vs. SEC	Lost 1
vs. Non-SEC	Won 2
vs. Ranked	Lost 16
vs. Unranked	Won 2
Neutral	Won 2
vs. Ranked	Lost 7
vs. Unranked	Won 2

CONSECUTIVE MADE FREE THROWS

Mustapha Heron	7
Cole Blackstock	5
Jared Harper	5
Chuma Okeke	4
Danjel Purifoy	4
Davion Mitchell	3
Malik Dunbar	2
Horace Spencer	2
Bryce Brown	1
Anfernee McLemore	1
Austin Wiley	1

CONSECUTIVE GAMES WITH A 3-POINTER

Jared Harper	18
Danjel Purifoy	12
Mustapha Heron	10
Bryce Brown	9
Malik Dunbar	1
Desean Murray	1

AP TOP 25

Rank	School	Record	Points
1	Villanova	11-0	1602
2	Michigan State	10-1	1560
3	Arizona State	10-0	1429
4	Duke	11-1	1390
5	North Carolina	10-1	1332
6	Miami (FL)	9-0	1308
7	* Kentucky	9-1	1231
8	* Texas A&M	9-1	1156
9	Xavier	10-1	1073
10	West Virginia	9-1	1040
11	Wichita State	8-2	851
12	Gonzaga	9-2	831
13	Virginia	9-1	796
14	Kansas	8-2	791
15	TCU	10-0	789
16	Purdue	11-2	706
17	Oklahoma	8-1	691
t18	Baylor	9-2	396
t18	Arizona	8-3	396
20	Cincinnati	9-2	314
t21	Texas Tech	9-1	308
t21	* Tennessee	7-2	308
23	Seton Hall	9-2	223
24	Florida State	9-1	164
25	Creighton	8-2	144

Others receiving votes: *Arkansas 83, Notre Dame 73, Clemson 35, Louisville 28, Texas 21, Nevada 13, Minnesota 9, Oklahoma State 9, *Alabama 5, SMU 5, **Auburn 4**, Virginia Tech 3, Rhode Island 2, Syracuse 2, *Florida 2, Michigan 1, Towson 1

USA TODAY COACHES POLL

Rank	School	Record	Points
1	Villanova	11-0	794
2	Michigan St	10-1	765
3	Duke	11-1	676
4	Arizona State	10-0	654
4	North Carolina	10-1	654
6	* Kentucky	9-1	636
7	Miami (FL)	9-0	590
8	Xavier	10-1	540
9	* Texas A&M	9-1	536
10	West Virginia	10-1	508
11	Wichita State	8-2	449
12	TCU	10-0	418
13	Kansas	8-2	404
14	Virginia	9-1	387
15	Gonzaga	9-2	357
16	Purdue	11-2	353
17	Oklahoma	8-1	300
18	Baylor	9-2	210
19	Arizona	8-3	199
20	* Tennessee	7-2	140
21	Texas Tech	9-1	129
22	Seton Hall	9-2	126
22	Cincinnati	9-2	126
24	Creighton	8-2	115
25	Florida State	9-1	103

Others receiving votes: Notre Dame 64, *Arkansas 26, Virginia Tech 26, Texas 22, Louisville 20, *Florida 15, Clemson 10, Boise State 9, *Missouri 7, Syracuse 7, Rhode Island 6, *Mississippi State 5, Loyola (Ill.) 4, Stephen F. Austin 3, Saint Mary's 3, Michigan 2, Oklahoma State 1, *Alabama 1

* - Auburn opponent in 2017-18

AUBURN'S RECORD WHEN...

Overall	10-1
Home	5-0
Away	2-0
Neutral	3-1
Conference	0-0
Home	0-0
Away	0-0
Non-Conference	10-1
Home	5-0
Away	2-0
Neutral	3-1
Overtime	0-0
Wearing white uniforms	5-0
Wearing navy uniforms	3-0
Wearing orange uniforms	2-1
Leading at half	9-0
Trailing at half	1-1
Tied at half	0-0
Leading with 5:00 remaining in second half	10-0
Trailing with 5:00 remaining in second half	0-1
Tied with 5:00 remaining in second half	0-0
Has more rebounds than opponent	9-1
Has fewer rebounds than opponent	1-0
Same rebounds as opponent	0-0
Commits more turnovers than opponent	2-0
Causes more turnovers than opponent	6-1
Same turnovers as opponent	2-0
Has more FT attempts than opponent	8-0
Has fewer FT attempts than opponent	2-1
Same FT attempts as opponent	0-0
Shoots 40% or better from field	9-0
Shoots less than 40% from field	1-1
Opponent shoots 40% or better from field	5-1
Opponent shoots less than 40% from field	5-0
Shoots better than opponent	9-0
Opponent shoots better	1-1
Same FG percentage	0-0
Bench outscores opponent's bench	8-1
Opponent's bench outscores Auburn bench	2-0
Same points off the bench	0-0
Auburn scores 100 or more	2-0
Auburn scores between 90-99	0-0
Auburn scores between 80-89	5-0
Auburn scores between 70-79	3-1
Auburn scores between 60-69	0-0
Auburn scores less than 60	0-0
Opponent scores 100 or more	0-0
Opponent scores between 90-99	0-0
Opponent scores between 80-89	2-1
Opponent scores between 70-79	4-0
Opponent scores between 60-69	3-0
Opponent scores less than 60	1-0
On Sunday	2-0
On Monday	0-0
On Tuesday	1-0
On Wednesday	2-0
On Thursday	1-0
On Friday	2-1
On Saturday	2-0
In November	5-1
In December	5-0
In January	0-0
In February	0-0
In March	0-0
Five-plus players score in double-figures	3-1
Four players score in double figures	5-0
Three players score in double figures	1-0
Two players score in double figures	1-0
One player score in double figures	0-0

MISCELLANEOUS STATISTICS

Largest margin of victory	34, vs. Winthrop (11/24/17)
Smallest margin of victory	4, at Murray State (12/19/17)
Largest margin of defeat	14, vs. Temple (11/17/17)
Smallest margin of defeat	14, vs. Temple (11/17/17)
Biggest rebound margin	+22, vs. Gardner-Webb (12/6/17)
Biggest rebound deficit	-4, at Murray State (12/19/17)
Average margin of victory/defeat	+16.1/-14.0
Largest halftime lead	22, vs. Winthrop (11/24/17)
Largest halftime lead blown	-
Largest halftime deficit	1 (2x), last vs. Hofstra (11/19/17)
Largest halftime deficit overcome	1, vs. Hofstra (11/19/17)
Largest overall lead	41, vs. Norfolk State (2H) (11/10/17)
Largest overall lead blown	2, vs. Temple (2H) (11/17/17)
Largest overall deficit	14, vs. Temple (2H) (11/17/17)
Largest deficit overcome to win	10, at Murray State (1H) (12/19/17)

TEAM EXTREMES

Most points scored	119, vs. Winthrop (11/24/17)
Fewest points scored	73, at Dayton (11/29/17)
Most rebounds	52, vs. Gardner-Webb (12/6/17)
Fewest rebounds	34, vs. Middle Tennessee (12/16/17)
Most assists	22, vs. Winthrop (11/24/17)
Fewest assists	10, vs. UAB (12/9/17)
Most turnovers	21, vs. Middle Tennessee (12/16/17)
Fewest turnovers	9 (2x), last vs. UAB (12/9/17)
Most steals	12, vs. Gardner-Webb (12/6/17)
Fewest steals	3, at Murray State (12/19/17)
Most blocks	10, vs. Gardner-Webb (12/6/17)
Fewest blocks	2 (2x), last vs. UAB (12/9/17)
Best shooting percentage	.618 (42-68), vs. Winthrop (11/24/17)
Worst shooting percentage	.360 (27-75), vs. Temple (11/17/17)
Best 3-pt. percentage	.560 (14-25), vs. Winthrop (11/24/17)
Worst 3-pt. percentage	.242 (8-33), vs. Temple (11/17/17)
Best FT percentage	.882 (15-17), at Murray State (12/19/17)
Worst FT percentage	.706 (12-17), vs. Temple (11/17/17)
Most points (1st half)	58, vs. Winthrop (11/24/17)
Fewest points (1st half)	33, vs. Temple (11/17/17)
Most points (2nd half)	61, vs. Winthrop (11/24/17)
Fewest points (2nd half)	34, vs. Middle Tennessee (12/16/17)
Most points (OT)	-
Fewest points (OT)	-

STARTING LINEUPS

Record when starting lineup is:

Brown, Harper, Heron, Murray, Spencer	5-1
Brown, Harper, Heron, McLemore, Murray	4-0
Brown, Dunbar, Harper, McLemore, Murray	1-0

Record when starts:

Cole Blackstock	0-0
Bryce Brown	10-1
Thomas Collier	0-0
Samir Doughty	0-0
Malik Dunbar	1-0
Brett Easterling	0-0
Jared Harper	10-1
Mustapha Heron	9-1
Patrick Keim	0-0
Will Macoy	0-0
Anfernee McLemore	5-0
Davion Mitchell	0-0
Desean Murray	10-1
Chuma Okeke	0-0
Danjel Purifoy	0-0
Horace Spencer	5-1
Austin Wiley	0-0
Devontae Williams	0-0

THE LAST TIME

AN AUBURN PLAYER...

Scored at least 30 points _____ Mustapha Heron (31) vs. Winthrop (11/24/17)

Scored at least 35 points _____ Toney Douglas (38) vs. Nicholls State (11/24/04)

Scored at least 40 points _____ Wesley Person (44) vs. UAB (12/16/93)

Had two players with at least 20 points _____ Bryce Brown (27) and Jared Harper (21) vs. UAB (12/9/17)

Had three players with at least 20 points _____ KT Harrell (24), Tahj Shamsid-Deen (21) & Cinmeon Bowers (20) vs. Louisiana (11/21/14)

Scored 20 points in a half _____ Bryce Brown (23, 1st) vs. UAB (12/9/17)

Scored 20 points in 1st half _____ Bryce Brown (23) vs. UAB (12/9/17)

Scored 20 points in 2nd half _____ Austin Wiley (21) at TCU (1/28/17)

Scored 25 points in a half _____ Chris Denson (26 points) vs. Alabama (1/30/14)

Had two players with 25 points _____ Chris Denson (30) & KT Harrell (26) vs. Mississippi State (2/14/14)

Had two players with 25 points (SEC) _____ Chris Denson (30) & KT Harrell (26) vs. Mississippi State (2/14/14)

A player had back-to-back 25-point SEC games _____ Kareem Canty (26) vs. Kentucky (1/16/16); (25) vs. Alabama (1/19/16)

A player had three straight 25-point SEC games _____ Chris Denson (29) at LSU (2/8/14)

_____ (26) vs. Kentucky (2/12/14); (30) vs. Mississippi State (2/15/14)

A player had four straight 25-point SEC games _____ Chris Denson (25) at South Carolina (2/5/14); (29) at LSU (2/8/14);

_____ (26) vs. Kentucky (2/12/14); (30) vs. Mississippi State (2/15/14)

A player had five straight 25-point SEC games _____ Keenan Carpenter (44) vs. LSU (1/8/89); (28) vs. Mississippi State (2/11/89)

_____ (33) at Florida (2/15/89); (32) at Ole Miss (2/18/89); (29) vs. Kentucky (2/20/89)

Zero players scored in double figures _____ at Vanderbilt (1/7/12)

Only one player scored in double figures _____ Bryce Brown (18) at Tennessee (2/9/16)

Five players scored in double figures _____ Mustapha Heron (31), Bryce Brown (21)

_____ Malik Dunbar (13), Desean Murray (12) and Chuma Okeke (11) vs. Winthrop (11/24/17)

Five players scored in double figures (SEC) _____ Mustapha Heron (15), Bryce Brown (13)

_____ Danjel Purifoy (13), T.J. Dunans (11), Ronnie Johnson (11) vs. Missouri (3/8/17)

All five starters scored in double figures _____ Tyler Harris (21), T.J. Lang (14), Cinmeon Bowers (12)

_____ Kareem Canty (11) and T.J. Dunans (10) at Coastal Carolina (12/2/15)

Six players scored in double figures _____ Bryce Brown (15), Mustapha Heron (13), Danjel Purifoy (12),

_____ T.J. Dunans (10), T.J. Lang (10), Austin Wiley (10) at Georgia (3/1/17)

Six players scored in double figures (SEC) _____ Bryce Brown (15), Mustapha Heron (13), Danjel Purifoy (12),

_____ T.J. Dunans (10), T.J. Lang (10), Austin Wiley (10) at Georgia (3/1/17)

Had at least 15 rebounds _____ Danjel Purifoy (15) at UConn (12/23/16)

Had at least 15 rebounds (SEC) _____ Cinmeon Bowers (17) vs. Ole Miss (2/20/16)

Had at least 20 rebounds _____ Kelvin Ardister (20) vs. Tennessee (1/4/89)

Had at least 25 rebounds _____ Rex Frederick (25) at Ole Miss (1/6/58)

Had at least 20 pts & 20 reb _____ Kelvin Ardister (22 pts, 20 reb) vs. Tennessee (1/4/89)

Had two players with at least 10 rebounds _____ Cinmeon Bowers (13) and Tyler Harris (12) at Alabama (2/27/16)

Had at least three players with 10 rebounds _____ Korvotney Barber (13), Quantez Robertson (10) and Lucas Hargrove (10) at Virginia (12/20/08)

Had a double-double _____ Anfernee McLemore (17 pts, 11 reb) vs. Gardner-Webb (12/3/17)

Had two straight double-doubles _____ Desean Murray (14 pts, 12 reb) vs. Indiana State (11/16/17); (10 pts, 11 reb) vs. Temple (11/17/17)

Had three straight double-doubles _____ Cinmeon Bowers (12 pts, 15 reb) vs. Vanderbilt (2/13/16);

_____ (14 pts, 10 reb) at Arkansas (2/17/16); (11 pts, 18 reb) vs. Ole Miss (2/20/16)

Had four straight double-doubles _____ Cinmeon Bowers (19 pts, 19 reb) vs. Middle Tennessee (12/12/15); (13 pts, 12 reb) vs. Mercer (12/15/15);

_____ (12 pts, 11 reb) at Xavier (12/19/15); (12 pts, 12 reb) vs. New Mexico (12/22/15)

Had five straight double-doubles _____ Jeff Moore (26 pts, 11 reb) vs. Ole Miss (3/2/88); (20 pts, 11 reb) at LSU (3/5/88);

_____ (22 pts, 11 reb) vs. Georgia (3/11/88); (13 pts, 13 reb) vs. Bradley (3/17/88); (22 pts, 11 reb) vs. Oklahoma (3/19/88)

Had two players with a double-double _____ Tyler Harris (20 pts, 11 reb) and Cinmeon Bowers (13 pts, 12 ast) vs. Mercer (12/15/15)

Had a double-double with points and assists _____ Kareem Canty (17 pts, 10 ast) vs. Northwestern State (11/27/15)

Had a triple-double _____ Kenny Gabriel (24 pts, 13 reb, 10 blk) vs. Bethune-Cookman (1/2/12)

Had 10 assists _____ Jared Harper (10) vs. Gardner-Webb (12/6/17)

Had two players with at least five blocks _____ Rob Chubb (5) and Willy Kouassi (5) vs. Nicholls State (11/25/11)

Had 10 blocks _____ Kenny Gabriel (10) vs. Bethune-Cookman (1/2/12)

Had five steals _____ Antoine Mason (5) at LSU (2/6/15)

Had five steals (SEC) _____ Antoine Mason (5) at LSU (2/6/15)

Made 25 straight free throws _____ Danjel Purifoy (27) (11/23/16-12/18/16)

Hit buzzer-beater shot to win a game _____ T.J. Dunans vs. Mercer (3-pt FG, 76-74) (12/18/16)

Played more than 40 minutes _____ Danjel Purifoy (44) vs. UConn (12/23/16)

THE LAST TIME

AN AUBURN TEAM...

Defeated a ranked team at home	vs. #14 Kentucky (1/16/16)
Defeated a ranked team on the road	at #25 Alabama (2/24/07)
Defeated a top-10 team at home	vs. #9 Alabama (1/18/03)
Defeated a top-10 team on the road	at #8 Arkansas (1/23/93)
Won in overtime	at UConn, 70-67 (OT) (12/23/16)
Lost in overtime	vs. Missouri (SECT), 86-83 (OT) (3/8/17)
Won in double overtime	vs. Xavier, 89-88 (2OT) (12/20/14)
Lost in double overtime	at Arkansas, 88-80 (2OT) (1/16/13)
Played back-to-back overtime games	vs. Ole Miss, W 69-68 (2OT) (1/14/12) and at LSU, L 65-58 (OT) (1/17/12)
Played at least three overtimes	vs. Georgia (SEC Tournament) (4OT) (3/1/79)
Shot 70% for a half	74.1% (20-27) vs. Arkansas-Pine Bluff (12/30/13)
Shot 70% for a half (SEC)	72.7% (16-22) at Ole Miss (2/22/03)
Shot 60% for a game	61.8% (42-68) vs. Winthrop (11/24/17)
Shot 60% for a game (SEC)	61.1% (33-54) at Arkansas (2/17/16)
Shot less than 30% for a game	29.8% (17-57) at Tennessee (3/9/16)
Shot 100% from the free throw line	100% (6-6) vs. Long Beach State (12/23/11)
Shot 60% from 3-point line	61.5% (8-13) vs. Alabama (1/21/17)
Shot less than 30% in half	24.4% (10-41) vs. Temple (1st) (11/17/17)
Shot less than 20% in half	18.2% (6-33) at Colorado (2nd) (11/17/14)
Shot less than 10% in a half	8.3% (2-24) vs. LSU (1st) (1/8/11)
Attempted 50 free throws	52 vs. Vanderbilt (2/6/54)
Attempted 40 free throws	42 vs. Alabama (1/21/17)
Attempted 30 free throws in half	30 vs. Georgia (2nd) (2/24/16)
Made 30 free throws	31 vs. Arkansas (2/10/15)
Made 30 free throws (SEC)	31 vs. Arkansas (2/10/15)
Made at least 10 3-point field goals	12 at Murray State (12/19/17)
Failed to make 3-point field goal	vs. Kentucky (0-15) (1/19/13)
Had at least 50 rebounds	52 vs. Gardner-Webb (12/6/17)
Had less than 20 rebounds	19 vs. Presbyterian (12/18/10)
Had 25 assists	26 vs. Tennessee State (12/19/06)
Had at least 15 steals	16 vs. Georgia Southern (12/29/10)
Had at least 10 blocks	10 at Murray State (12/19/17)
Had at least 15 blocks	17 vs. Nicholls State (11/25/11)
Had at least 25 lead changes	27 at Arkansas (1/16/13)
Scored 50 points in a half	58 vs. Winthrop (1st) (11/24/17)
Scored 50 points in a half (SEC)	54 vs. Missouri (1st) (3/4/17)
Scored 60 points in a half	61 vs. Winthrop (2nd) (11/24/17)
Scored 60 points in a half (SEC)	64 at Tennessee (2/15/06)
Scored 70 points in a half	72 vs. Northwestern State (2nd) (11/27/15)
Scored 100 points	119 vs. Winthrop (11/24/17)
Scored 100 points (SEC)	102 vs. Alabama (2/13/99)
Scored under 20 points in 1st half	19 at Vanderbilt (1/6/15)
Scored under 20 points in 2nd half	14 vs. Tulsa (11/24/14)
Scored under 10 points in a half	6 vs. LSU (1st) (1/8/11)
Scored 35 or under points in a game	35 vs. Tulsa (11/24/14)
Scored under 50 points in game	45 at Tennessee (2/9/16)
Scored under 50 points in game (SEC)	45 at Tennessee (2/9/16)

GAME-BY-GAME LEADERS

Game	Points	Rebounds	Assists	Steals	Blocks
Norfolk State	Brown (31)	McLemore/Murray (7)	Heron (5)	Harper (3)	McLemore (4)
vs. Indiana State	Brown (15)	Murray (12)	Harper (7)	Spencer/Okeke (3)	Spencer (3)
vs. Temple	McLemore (19)	Murray (11)	Harper (7)	Harper (2)	McLemore (5)
vs. Hofstra	Heron (22)	Murray/Okeke (6)	Mitchell (3)	Heron (3)	McLemore (3)
Winthrop	Heron (31)	Heron (10)	Harper (7)	Heron (3)	Murray/Spencer (1)
at Dayton	Heron (21)	McLemore (13)	Harper (3)	Brown (3)	McLemore (5)
George Mason	Heron (19)	McLemore (10)	Brown/Harper/Okeke (3)	5 tied (1)	McLemore (5)
Gardner-Webb	Murray (20)	McLemore (11)	Harper (10)	Murray (4)	McLemore (6)
UAB	Brown (27)	McLemore (9)	Harper (5)	McLemore (3)	McLemore (2)
vs. Middle Tennessee	Harper/Heron (16)	Spencer (7)	Harper (7)	Heron (3)	McLemore (4)
at Murray State	Murray (18)	Murray (9)	Harper (4)	Brown/McLemore/Mitchell (1)	Dunbar (3)
UConn					
Cornell					
* at Tennessee					
* Arkansas					
* Ole Miss					
* at Mississippi State					
* at Alabama					
* Georgia					
* at Missouri					
* LSU					
* at Ole Miss					
* Vanderbilt					
* Texas A&M					
* at Georgia					
* Kentucky					
* at South Carolina					
* Alabama					
* at Florida					
* at Arkansas					
* South Carolina					

FOREVER 34: CHARLES BARKLEY

» After retiring his jersey in 2001, the Tigers went a step further in honoring Charles Barkley's legacy on The Plains. On Nov. 25, 2017, Auburn Athletics unveiled a statue of the NBA Hall of Fame basketball player in front of Auburn Arena. Barkley, from Leeds, Ala., played at Auburn from 1981-84 and won All-American honors on his way to becoming an Olympic gold medal winner and being named one of the NBA's 50 greatest players in the league's 50th anniversary season. A first-round draft pick by the Philadelphia 76ers, Barkley was the 1993 league's Most Valuable Player, and an 11-time All-Star. He is one four NBA players who had 20,000 points, 10,000 rebounds and 4,000 assists, joining Kareem Abdul-Jabbar, Wilt Chamberlain and Karl Malone.



BARKLEY STATUE QUICK FACTS

- » The ceremony took place outside of Auburn Arena, Nov. 25, 2017.
- » Sculpting was completed by artist Brian Hanlon.
- » The final version of statue will not be completed until spring, therefore the current statue features a full-size replica until the final 2,500 pound fixture can be installed.
- » Barkley is the fourth former Tiger to have a statue erected in his honor, joining former Heisman Trophy winners Bo Jackson, Pat Sullivan and Cam Newton.
- » The statue unveiling featured speeches from Director of Athletics Jay Jacobs, former Auburn football great Bo Jackson, former head coach Sonny Smith and Barkley himself.

PLAYER BIOS



HORACE SPENCER

Forward • Jr.
6-8 • 225
Philadelphia, Pa.
Findlay Prep

CAREER HIGHS

Points _____ 13 at Mississippi State (3/5/16)
 Rebounds _____ 11 vs. Oklahoma State (1/30/16)
 Field Goals _____ 6 at Mississippi State (3/5/16)
 Field Goals Att. _____ 10 at Mississippi State (3/5/16)
 3-Pt. Field Goals _____ -
 3-Pt. Field Goals Att. _____ 1 (2x) last vs. Tennessee (1/31/17)
 Free Throws _____ 4 vs. LSU (1/18/17)
 Free Throws Att. _____ 8 at South Carolina (1/24/17)
 Assists _____ 2 (9x) last vs. George Mason (12/3/17)
 Steals _____ 4 vs. Boston College (12/12/16)
 Blocks _____ 7 at Arkansas (2/17/16)
 Minutes _____ 29 vs. Georgia (2/24/16)

AUGUST 2017 ITALY TOUR: Averaged 7.0 points, 7.5 rebounds, 2.5 blocks, 1.5 assists and 0.5 steals in two games on the four-game Italy Tour ... shot 60 percent (6-of-10) from the field ... nine points, eight rebounds, four blocks, two assists and a steal vs. Veneto Select while making 4-of-5 shots from the field ... five points, seven rebounds, a block and an assist vs. Lithuania's B.C. Silute.

HIGH SCHOOL AND PERSONAL DATA: Four-star recruit, ranked 48th nationally by 247Sports, 61st by ESPN, 71st by Rivals.com and 78th by Scout.com ... averaged 10.4 points, 9.4 rebounds, 2.2 blocks and 1.2 steals in only 19.5 minutes per game for loaded Findlay Prep in Henderson, Nev., to a 29-3 record and a No. 4 national ranking as a senior in 2014-15 under coach Andy Johnson ... helped lead the Pilots to the Final Four of the Dick's Sporting Goods High School National Tournament in 2015 ... averaged 6 points, 5 rebounds and a school record 2.8 blocks per game while shooting 62 percent from the field helping lead Findlay Prep to a 31-5 record as a junior in 2013-14 under coach Jerome Williams ... the Pilots advanced to the Dick's Sporting Goods National High School Tournament Final Four ... went to William Tennent High in Warminster, Pa., as a freshman and sophomore where he played under coach Robert Mulville ... averaged 20 points and 7 rebounds as a sophomore in 2012-13 and 10 points and 8 rebounds as a freshman ... full name is Horace Gilbert Spencer III ... son of Horace Spencer Jr. and Cindy Watts ... studying in College of Liberal Arts ... signed national letter of intent on April 15, 2015.

2017-18 SPENCER GAME-BY GAME

Opp.	Start	Min.	FG-A	3FG-A	FT-A	O-D-T	PF	A	TO	BLK	STL	PTS
Norfolk St.	*	16	1-2	0-0	2-2	0-4-4	4	0	0	4	0	4
Indiana St.	*	21	2-2	0-0	0-0	3-6-9	3	0	2	3	3	4
Temple	*	15	1-4	0-0	1-2	2-3-5	3	0	1	0	1	3
Hofstra	*	15	1-1	0-0	0-0	2-2-4	2	2	3	1	2	3
Winthrop	*	15	1-3	0-0	0-1	2-5-7	4	1	2	1	1	2
Dayton	*	12	0-1	0-0	0-0	0-2-2	4	2	1	0	1	0
G. Mason		12	1-1	0-0	1-2	1-2-3	0	2	0	0	1	3
GWU		18	2-3	0-0	1-1	2-3-5	1	1	3	2	3	5
UAB		12	0-0	0-0	2-2	0-1-1	4	0	0	0	0	2
MTSU		19	4-4	0-0	3-4	0-7-7	2	0	2	0	1	11
Murray St.		7	0-1	0-0	0-0	0-4-4	3	0	0	2	0	0
UConn												
Cornell												
Tennessee												
Arkansas												
Ole Miss												
Miss. St.												
Alabama												
Georgia												
Missouri												
LSU												
Ole Miss												
Vanderbilt												
Texas A&M												
Georgia												
Kentucky												
S. Carolina												
Alabama												
Florida												
Arkansas												
S. Carolina												
Totals												

SPENCER'S CAREER STATISTICS

Year	GP-GS	Min-Avg	FG-FGA	Pct	3FG-A	Pct	FT-FTA	Pct	Off-Def-Tot--Avg	PF-FO	Ast	TO	Blk	Stl	Pts	Avg
2015-16	31-18	562-18.1	63-150	.420	0-1	.000	33-68	.485	65-88-153--4.9	115-8	15	43	65	14	159	5.1
2016-17	19-12	310-16.3	37-66	.561	0-1	.000	18-36	.500	23-42-65--3.4	58-2	10	18	28	14	92	4.8
2017-18	11-6	162-14.7	13-22	.591	0-0	.000	10-14	.714	12-39-51--4.6	30-0	8	14	12	13	36	3.3
TOTAL	61-36	1034-17.0	113-238	.475	0-2	.000	61-118	.517	100-169-269--4.4	203-10	33	75	105	41	287	4.7

PLAYER BIOS



JARED HARPER

1

Guard • So.
5-10 • 170
Mableton, Ga.
Pebblebrook HS

CAREER HIGHS

Points _____ 24 vs. Georgia (1/7/16)
Rebounds _____ 6 at Murray State (12/19/17)
Field Goals _____ 8 at UConn (12/23/16)
Field Goals Att. _____ 17 at UConn (12/23/16)
3-Pt. Field Goals _____ 5 (3x) last vs. Tennessee (1/31/17)
3-Pt. Field Goals Att. _____ 8 at UAB (12/3/16)
Free Throws _____ 14 vs. Ole Miss (1/7/17)
Free Throws Att. _____ 17 vs. Ole Miss (1/7/17)
Assists _____ 10 vs. Gardner-Webb (12/6/17)
Steals _____ 4 (2x) last at UConn (12/23/16)
Blocks _____ 1 (3x) last vs. Norfolk State (11/10/17)
Minutes _____ 35 at Dayton (11/29/17)

AUGUST 2017 ITALY TOUR: Averaged 3.5 points, 7.0 assists, 4.0 rebounds, 2.8 steals and 0.5 blocks on the four-game Italy Tour ... shot 50 percent from the field and 13 of his 16 rebounds were on the defensive boards ... double-double with 10 points and a game-high 10 assists with three steals and a rebound vs. BC Silute of Lithuania ... 10 rebounds, five assists, two points and a block vs. Stella Azzurra ... six assists, six steals, three rebounds and a block vs. Veneto Select ... seven assists, two points, two rebounds and two steals vs. Italy All-Stars.

HIGH SCHOOL AND PERSONAL DATA: Consensus four-star signee ... ranked No. 54 overall by Rivals ... two-time first-team All-State ... ranked averaged 27 points, 10.1 assists, 5.7 rebounds and 3.7 steals in leading Pebblebrook to a 23-10 record as a senior in 2015-16 under coach George Washington ... he shot 49 percent from the floor and 48.9 percent (85-of-174) from 3-point range ... in back-to-back seasons, led Pebblebrook to the Class 6A state championship game ... selected to the American Family Insurance High School Slam Dunk and 3-Point Championships in Pearland, Texas ... rated as a consensus four-star by ESPN, 247Sports, Rivals and Scout ... scored 14 points playing alongside fellow Auburn signee Mustapha Heron in the historic Kentucky Derby Festival Basketball Classic in Freedom Hall in Louisville, Ky. in the All-Star game in April as his team won 144-132 ... he had 24 points at halftime and scored 12 in the third quarter of the game named the MVP of the prestigious Peach Jam in 2015, leading his Georgia Stars AAU team to the championship with a game-high 34 points, eight assists and four rebounds in a 104-77 win over the St. Louis Eagles ... averaged 21 points and seven assists as a junior leading Pebblebrook to a school record wins with a 27-6 record in 2014-15 ... led the Georgia Stars to an 8-0 record in a Las Vegas tournament in July 2015 and as the Stars finished ranked No. 1 in the country ... an honors student, finished high school with a 3.7 GPA ... full name is Jared Lamar Harper ... son of Patrick and Erica Harper ... studying in Harbert College of Business ... signed national letter of intent on Nov. 12, 2015.

2017-18 HARPER GAME-BY GAME

Opp.	Start	Min.	FG-A	3FG-A	FT-A	O-D-T	PF	A	TO	BLK	STL	PTS
Norfolk St.	*	21	3-5	3-3	4-4	1-1-2	2	3	1	1	2	13
Indiana St.	*	30	3-10	1-3	2-4	0-1-1	1	7	1	0	0	9
Temple	*	33	3-12	1-6	4-4	0-3-3	1	7	2	0	2	11
Hofstra	*	20	5-6	3-3	0-2	1-2-3	5	1	1	0	1	13
Winthrop	*	25	2-4	1-3	2-2	0-1-1	0	7	2	0	2	7
Dayton	*	35	2-9	2-7	5-6	0-1-1	2	3	1	0	0	11
G. Mason	*	24	3-10	3-6	3-3	0-4-4	2	3	1	0	1	12
GWU	*	27	2-7	1-4	0-2	3-2-5	0	10	3	0	1	5
UAB	*	34	5-14	3-6	8-11	1-1-2	2	5	3	0	1	21
MTSU	*	32	3-5	3-5	7-9	0-1-1	2	7	5	0	1	16
Murray St.	*	33	4-9	4-6	5-5	1-5-6	1	4	3	0	0	17
UConn												
Cornell												
Tennessee												
Arkansas												
Ole Miss												
Miss. St.												
Alabama												
Georgia												
Missouri												
LSU												
Ole Miss												
Vanderbilt												
Texas A&M												
Georgia												
Kentucky												
S. Carolina												
Alabama												
Florida												
Arkansas												
S. Carolina												
Totals												

HARPER'S CAREER STATISTICS

Year	GP-GS	Min-Avg	FG-FGA	Pct	3FG-A	Pct	FT-FTA	Pct	Off-Def-Tot--Avg	PF-FO	Ast	TO	Blk	Stl	Pts	Avg
2016-17	32-30	774-24.2	104-270	.385	54-157	.344	103-146	.705	10-52-62--1.9	57-1	95	49	2	37	365	11.4
2017-18	11-11	314-28.5	35-91	.385	25-52	.481	40-52	.769	7-22-29--2.6	18-1	58	24	0	12	135	12.3
TOTAL	43-41	1088-25.3	139-361	.385	79-209	.378	143-198	.722	17-74-91--2.1	75-2	153	73	2	49	500	11.6

PLAYER BIOS



BRYCE BROWN **2**

Guard • Jr.
6-3 • 198
Stone Mountain, Ga.
Tucker HS

CAREER HIGHS

Points _____ 31 vs. Norfolk State (11/10/17)
 Rebounds _____ 6 (3x) last vs. LSU (1/18/17)
 Field Goals _____ 12 vs. Norfolk State (11/10/17)
 Field Goals Att. _____ 18 at Arkansas (2/17/16)
 3-Pt. Field Goals _____ 9 at Arkansas (2/17/16)
 3-Pt. Field Goals Att. _____ 14 at Arkansas (2/17/16)
 Free Throws _____ 6 (2x) last vs. Georgia (2/24/16)
 Free Throws Att. _____ 8 (2x) last vs. Norfolk State (11/10/17)
 Assists _____ 5 (2x) last vs. Middle Tennessee (12/16/17)
 Steals _____ 3 (6x) last at Dayton (11/29/17)
 Blocks _____ 2 (2x) last vs. Boston College (12/12/16)
 Minutes _____ 36 (2x) last vs. Middle Tennessee (12/16/17)

AUGUST 2017 ITALY TOUR: Averaged a team-best 18.3 points, 2.8 rebounds, 2.5 steals and 1.0 assist in the four-game Italy Tour ... shot 50 percent from the field, 47.2 percent (17-of-36) from 3-point range and 75 percent from the foul line ... game-high 21 points on 4-of-11 3-pointers and four steals vs. Veneto Select ... game-high 20 points on 6-of-10 3-pointers vs. BC Silute of Lithuania ... 20 points on 5-of-9 treys with six rebounds and five steals vs. Italy All-Stars ... 12 points, 5 rebounds vs. Stella Azzurra.

HIGH SCHOOL AND PERSONAL DATA: Averaged 25 points, 6 rebounds and 4 assists as a senior at Tucker High School under coach James Hartry ... averaged 18 points and five assists as a junior ... teammates with Auburn junior Tahj Shamsid-Deen at Columbia High School in Decatur, Ga., as a sophomore in 2012-13 ... went to Columbia High School as a sophomore and junior and went to back-to-back state championships ... impressed the Auburn coaching staff when he attended Coach Bruce Pearl's Elite Camp in 2014 ... full name is Bryce Wade Brown ... son of Cedric and Donna Brown ... father, Cedric, and brother, Blake, played football at Clark Atlanta ... studying in College of Liberal Arts ... signed national letter of intent on Nov. 14, 2014.

2017-18 BROWN GAME-BY GAME

Opp.	Start	Min.	FG-A	3FG-A	FT-A	O-D-T	PF	A	TO	BLK	STL	PTS
Norfolk St.	*	27	12-16	4-8	3-3	2-2-4	0	1	1	0	1	31
Indiana St.	*	30	5-14	0-7	5-6	0-2-2	1	2	2	1	0	15
Temple	*	33	3-15	3-11	1-2	0-4-4	3	4	0	0	1	10
Hofstra	*	34	5-12	3-8	4-4	1-1-2	1	0	1	0	0	17
Winthrop	*	25	7-12	6-9	1-1	0-1-1	3	3	0	0	0	21
Dayton	*	36	4-12	3-8	0-0	1-0-1	2	2	2	0	3	11
G. Mason	*	33	5-14	2-9	4-5	1-2-3	2	3	2	1	1	16
GWU	*	28	2-13	2-8	0-0	2-3-5	0	2	3	0	2	6
UAB	*	35	8-14	6-9	5-7	3-0-3	2	3	1	0	1	27
MTSU	*	36	3-12	1-8	2-3	0-2-2	1	5	5	1	2	9
Murray St.	*	35	5-13	3-9	2-3	0-0-0	3	2	0	1	0	15
UConn												
Cornell												
Tennessee												
Arkansas												
Ole Miss												
Miss. St.												
Alabama												
Georgia												
Missouri												
LSU												
Ole Miss												
Vanderbilt												
Texas A&M												
Georgia												
Kentucky												
S. Carolina												
Alabama												
Florida												
Arkansas												
S. Carolina												
Totals												

BROWN'S CAREER STATISTICS

Year	GP-GS	Min-Avg	FG-FGA	Pct	3FG-A	Pct	FT-FTA	Pct	Off-Def-Tot--Avg	PF-FO	Ast	TO	Blk	Stl	Pts	Avg
2015-16	30-11	742-24.7	93-274	.339	78-121	.370	38-46	.826	15-40-55--1.8	73-2	20	31	0	11	302	10.1
2016-17	28-13	592-21.1	68-189	.360	56-140	.400	18-27	.667	12-43-55--2.0	49-0	35	26	6	28	210	7.5
2017-18	11-11	352-32.0	59-147	.401	33-94	.351	27-34	.794	10-17-27--2.5	18-0	27	17	4	11	178	16.2
TOTAL	69-35	1686-24.4	220-610	.361	167-445	.375	83-107	.776	37-100-137--2.0	140-2	82	74	10	50	690	10.0

PLAYER BIOS



DANJEL PURIFOY

3

Forward • So.

6-7 • 230

Centreville, Ala.

Hargrave Military Academy

CAREER HIGHS

Points _____ 27 (2x) last vs. Boston College (12/12/16)
 Rebounds _____ 15 at UConn (12/23/16)
 Field Goals _____ 9 vs. Coastal Carolina (12/15/16)
 Field Goals Att. ____ 14 (2x) last vs. Coastal Carolina (12/15/16)
 3-Pt. Field Goals _____ 5 vs. Coastal Carolina (12/15/16)
 3-Pt. Field Goals Att. _____ 10 vs. Coastal Carolina (12/15/16)
 Free Throws _____ 8 vs. Georgia State (11/14/16)
 Free Throws Att. _____ 10 vs. Georgia State (11/14/16)
 Assists _____ 9 vs. USC Upstate (11/29/16)
 Steals _____ 3 (6x) last at Texas A&M (2/18/17)
 Blocks _____ 1 (5x) last vs. Missouri (3/8/17)
 Minutes _____ 39 vs. Missouri (3/8/17)

AUGUST 2017 ITALY TOUR: Averaged 12.5 points, 7.5 rebounds, 3.0 steals and 2.0 assists on the four-game Italy Tour ... shot 48.3 percent (14-of-29) from the field and made all 20 of his free throw attempts ... just missed a double-double with 19 points and nine rebounds, five steals, three assists and a block vs. Veneto Select ... went 4-of-8 from the field and 10-of-10 from the foul line vs. Veneto Select while four of his nine boards were offensive ... 14 points on 6-of-10 field goals, seven rebounds, two assists and two steals ... 10 points on 2-of-4 3-pointers, seven rebounds and two steals vs. Stella Azzurra ... seven points, seven rebounds, three assists and three steals vs. Italy All-Stars.

HIGH SCHOOL AND PERSONAL DATA: Four-star small forward by ESPN, Rivals, Scout and 247Sports ... ranked ninth among all small forwards and 48th overall by 247Sports ... ranked as the nation's No. 12 small forward and the top player in Alabama by 247 Sports ... averaged 25 points, 11 rebounds, five blocks and 20 deflections a game at Hargrave Military Academy under coach A.W. Hamilton in 2014-15 ... averaged 17.7 points and 6.1 rebounds per game at Bibb County as a junior ... full name is Danjel Kevon Purifoy ... son of Waukesha Evans ... studying in College of Liberal Arts ... signed national letter of intent on Nov. 12, 2014.

2017-18 PURIFOY GAME-BY GAME

Opp.	Start	Min.	FG-A	3FG-A	FT-A	O-D-T	PF	A	TO	BLK	STL	PTS
Norfolk St.			-dnp-									
Indiana St.			-dnp-									
Temple			-dnp-									
Hofstra			-dnp-									
Winthrop			-dnp-									
Dayton			-dnp-									
G. Mason			-dnp-									
GWU			-dnp-									
UAB			-dnp-									
MTSU			-dnp-									
Murray St.			-dnp-									
UConn												
Cornell												
Tennessee												
Arkansas												
Ole Miss												
Miss. St.												
Alabama												
Georgia												
Missouri												
LSU												
Ole Miss												
Vanderbilt												
Texas A&M												
Georgia												
Kentucky												
S. Carolina												
Alabama												
Florida												
Arkansas												
S. Carolina												
Totals												

PURIFOY'S CAREER STATISTICS

Year	GP-GS	Min-Avg	FG-FGA	Pct	3FG-A	Pct	FT-FTA	Pct	Off-Def-Tot--Avg	PF-FO	Ast	TO	Blk	Stl	Pts	Avg
2016-17	29-25	831-28.7	97-244	.398	59-160	.369	80-91	.879	28-108-136--4.7	65-0	51	45	5	41	333	11.5
2017-18	-	-	-	-	-	-	-	-	-	-	-	-	-	-	-	-
TOTAL	29-25	831-28.7	97-244	.398	59-160	.369	80-91	.879	28-108-136--4.7	65-0	51	45	5	41	333	11.5

PLAYER BIOS



CHUMA OKEKE

4

Forward • Fr.
6-8 • 230
Atlanta, Ga.
Westlake HS

CAREER HIGHS

Points _____ 15 at Dayton (11/29/17)
 Rebounds _____ 8 (2x) last vs. George Mason (12/3/17)
 Field Goals _____ 6 vs. Middle Tennessee (12/16/17)
 Field Goals Att. _____ 11 vs. Indiana State (11/16/17)
 3-Pt. Field Goals _____ 3 at Dayton (11/29/17)
 3-Pt. Field Goals Att. _____ 5 (2x) last vs. Gardner-Webb (12/6/17)
 Free Throws _____ 4 vs. Hofstra (11/19/17)
 Free Throws Att. _____ 4 (3x) last vs. George Mason (12/3/17)
 Assists _____ 3 vs. George Mason (12/3/17)
 Steals _____ 3 vs. Indiana State (11/16/17)
 Blocks _____ 1 (4x) last at Murray State (12/19/17)
 Minutes _____ 27 at Dayton (11/29/17)

AUGUST 2017 ITALY TOUR: Only Tiger to average a double-double with 11.0 points, a team-high 12.5 rebounds, 2.0 assists, 2.0 steals and 1.0 blocks on the four-game Italy Tour ... recorded double-doubles in each of the final three games ... of his team-leading 50 rebounds, 22 were on the offensive glass ... shot 47.2 percent (17-of-36) from the field and 57.9 percent (11-of-19) from the foul line ... incredible performance in the tour's finale with 10 points and a game-high 20 rebounds with four blocks and four assists vs. Italy All-Stars ... 13 points (6-of-10 fgs), a team-best 11 rebounds, two steals and an assist vs. BC Silute of Lithuania ... 13 points (5-of-11 fgs), 10 rebounds, five steals and two assists vs. Veneto Select ... eight points, nine rebounds, an assist and steal vs. Stella Azzurra.

HIGH SCHOOL AND PERSONAL DATA: Consensus four-star prospect ... MaxPreps All-American selection as a senior in 2016-17 ... ranked 44th nationally by Scout, 48th by ESPN, 55th by Rivals, 56th by 247Sports and 61st by ESPN ... as a junior, led Westlake to the 2016 Georgia Class 6A state championship for the first time since 2002 with a 68-58 overtime win over Pebblebrook ... Westlake trailed by 10 points at the half ... MaxPreps Junior All-America honorable mention selection in 2015-16 ... averaged 24.4 points, 15.0 rebounds, 3.1 assists, 2.4 steals and 1.0 block in only 11.7 minutes per game as a senior in helping Westlake to an 18-11 record overall, 9-1 in the region, under coach Darron Rogers in 2016-17 ... shot 71 percent (137-of-192) from the field, 70.0 percent (14-of-20) from 3-point range and 69.5 percent (132-of-190) from the foul line ... averaged 9.6 offensive rebounds per game ... 35 points and 17 rebounds at the Cancer Research Classic on Jan. 11, 2017 ... 35 points and 24 rebounds in an 89-83 triple overtime loss to Newton in the state playoffs on Feb. 24 ... 36 points, 28 rebounds and 5 assists in 85-76 win over Pebblebrook on Jan. 31 ... 40 points, 20 rebounds and 6 assists in 80-78 overtime win at Pebblebrook on Jan. 13 ... 35 points and 17 rebounds in a 76-73 loss to Gonzaga of Washington, D.C., on Jan. 7 ... 32 points and 18 rebounds in 72-63 victory over Southwest Atlanta Christian on Dec. 3 ... 23 points and 13 rebounds vs. Douglas County on Nov. 17 ... 8 points, 16 rebounds and 4 assists in 63-52 win over East Coweta on Jan. 20 ... 26 points and 12 rebounds in 67-63 win at Campbell on Jan. 17 ... 19 points and 23 rebounds in 58-56 loss to Lafayette Christian Academy on Dec. 21 ... 25 points and 17 rebounds in 82-66 win at East Coweta on Dec. 1 ... 26 points and 16 rebounds in 83-46 win vs. North Clayton on Nov. 29 ... 19 points, 17 rebounds and 8 assists vs. Rockdale on Jan. 16 ... averaged 22.7 points and 7.5 rebounds as a sophomore in 2014-15.

2017-18 OKEKE GAME-BY GAME

Opp.	Start	Min.	FG-A	3FG-A	FT-A	O-D-T	PF	A	TO	BLK	STL	PTS
Norfolk St.		20	2-3	0-1	1-4	1-4-5	2	0	0	1	0	5
Indiana St.		19	4-11	2-3	1-2	2-4-6	4	1	0	1	3	11
Temple		21	4-6	2-4	1-1	1-3-4	3	1	1	0	0	11
Hofstra		21	1-5	0-0	4-4	3-3-6	1	1	1	0	1	6
Winthrop		25	4-9	2-5	1-1	0-5-5	2	2	0	0	1	11
Dayton		27	5-6	3-4	2-2	3-5-8	2	1	1	0	1	15
G. Mason		25	2-6	0-1	3-4	5-3-8	2	3	1	1	0	7
GWU		23	2-7	1-5	0-0	3-2-5	3	2	2	0	1	5
UAB		19	1-4	1-3	0-0	1-2-3	2	0	1	0	1	3
MTSU		20	6-8	1-1	1-1	2-3-5	1	1	0	0	1	14
Murray St.		20	1-7	0-2	0-0	2-4-6	3	0	1	1	0	2
UConn												
Cornell												
Tennessee												
Arkansas												
Ole Miss												
Miss. St.												
Alabama												
Georgia												
Missouri												
LSU												
Ole Miss												
Vanderbilt												
Texas A&M												
Georgia												
Kentucky												
S. Carolina												
Alabama												
Florida												
Arkansas												
S. Carolina												
Totals												

OKEKE'S CAREER STATISTICS

Year	GP-GS	Min-Avg	FG-FGA	Pct	3FG-A	Pct	FT-FTA	Pct	Off-Def-Tot--Avg	PF-FO	Ast	TO	Blk	Stl	Pts	Avg
2017-18	11-0	240-21.8	32-72	.444	12-29	.414	14-19	.737	23-38-61--5.5	25-0	12	8	4	9	90	8.2
TOTAL	11-0	240-21.8	32-72	.444	12-29	.414	14-19	.737	23-38-61--5.5	25-0	12	8	4	9	90	8.2

PLAYER BIOS



MUSTAPHA HERON

5

Guard • So.
6-5 • 218
Waterbury, Conn.
Sacred Heart HS

CAREER HIGHS

Points _____ 31 vs. Winthrop (11/24/17)
Rebounds _____ 14 vs. Missouri (3/8/17)
Field Goals _____ 11 vs. Winthrop (11/24/17)
Field Goals Att. _____ 17 (2x) last vs. Winthrop (11/24/17)
3-Pt. Field Goals _____ 4 vs. Georgia (12/29/16)
3-Pt. Field Goals Att. _____ 7 (3x) last vs. George Mason (12/3/17)
Free Throws _____ 9 vs. Boston College (12/12/16)
Free Throws Att. _____ 10 vs. Boston College (12/12/16)
Assists _____ 5 vs. Norfolk State (11/10/17)
Steals _____ 4 vs. Oklahoma (12/21/16)
Blocks _____ 2 (2x) last at South Carolina (1/24/17)
Minutes _____ 36 (2x) last vs. Missouri (3/8/17)

AUGUST 2017 ITALY TOUR: Averaged 14.3 points, 5.0 rebounds, 4.0 rebounds, 1.3 assists and 1.0 steal in three games on the four-game Italy Tour ... shot 50 percent from the field, 40 percent (4-of-10) from 3-point range and 83.3 percent (5-of-6) from the foul line ... of his 15 rebounds, six were on the offensive glass ... game-high 21 points (9-of-14 fgs, 3-of-5 3fgs), five rebounds, two steals, two assists and a block vs. Italy All-Stars ... 13 points (4-of-6 fgs, 1-of-2 3fgs, 4-of-4 fts) vs. Stella Azzurra ... nine points and nine rebounds (five offensive), an assist and steal vs. BC Silute of Lithuania ... did not play vs. Veneto Select.

HIGH SCHOOL AND PERSONAL DATA: Consensus five-star prospect ... ranked 17th overall by Scout, 19th by Rivals.com, 23rd by 247Sports and 26th by ESPN.com ... rated as the No. 3 small forward in the nation by Scout ... three-time All-State selection ... averaged 30 points and 8 rebounds as a senior at Sacred Heart in 2015-16 ... scored 79 points in his final two high school games, leading Sacred Heart to its third consecutive Connecticut state championship and a 54-game winning streak under coach Jon Carroll ... one of only two players to earn back-to-back Player of the Year honors along with Kris Dunn, the fifth overall pick of the 2016 NBA Draft by the Minnesota Timberwolves ... scored 32 points and was named MVP of the historic Kentucky Derby Festival Basketball Classic in Freedom Hall in Louisville, Ky. in the All-Star game in April as his team won 144-132, playing alongside fellow Auburn signee Jared Harper ... he had 18 points at halftime and scored 11 in the third quarter of the game ... scored 31 points two weeks later at the Ballislife All-American Game, an All-Star showcase in California ... played with the New York RENS in AAU playing all three guard positions ... in the summer 2015, averaged 20 points and nine rebounds as the RENS went 55-5, winning five of the six tournaments it played throughout the country ... played in Treviso, Italy, for the U18 U.S. Select Team against a U20 team from France, a U19 team from Greece and a EuroCamp All-Star team that included six players who declared for the 2015 NBA Draft and went 3-0 ... the only junior to win the New Haven Register All-State Player of the Year in 2014-15 ... averaged 22 points and 5.3 rebounds as a junior at Sacred Heart in 2014-15, leading the school to a second-straight Connecticut Class S state championship title and an undefeated 28-0 record ... prior to his arrival as a sophomore, Sacred Heart went three straight seasons without making the playoffs ... four players from the New York RENS signed college scholarships along with Heron, Rawle Alkins (Arizona), Devonte Green (Indiana), Tyrone Cohen (Holy Cross), Kai Mitchell (Iona) and Tyrique Jones (Xavier) ... wants to study communications and go into broadcasting to be an analyst on TV ... full name is Mustapha Heron ... son of Bryan and Thalia Heron ... two brothers, Tyrrn Flowers, who is a 6-foot-7 freshman forward at UMass, and Charles Raheem Solomon ... father, Bryan, averaged 14.4 points and 6.6 rebounds at Central Connecticut State from 1985-89 and played professional basketball in Europe ... studying in College of Liberal Arts ... signed national letter of intent on Nov. 12, 2015.

2017-18 HERON GAME-BY GAME

Opp.	Start	Min.	FG-A	3FG-A	FT-A	O-D-T	PF	A	TO	BLK	STL	PTS
Norfolk St.	*	25	4-10	0-3	2-2	0-2-2	0	5	0	0	1	10
Indiana St.	*	25	3-12	1-3	4-6	1-5-6	3	1	2	0	1	11
Temple	*	30	3-13	1-7	1-2	1-3-4	1	0	2	0	1	8
Hofstra	*	29	8-13	1-4	5-6	0-4-4	3	1	5	0	3	22
Winthrop	*	27	11-17	2-4	7-7	2-8-10	5	0	2	0	3	31
Dayton	*	27	7-13	2-3	5-8	0-7-7	3	1	0	0	0	21
G. Mason	*	33	6-13	2-7	5-6	2-6-8	2	1	5	0	1	19
GWU	*	9	1-2	1-1	2-2	0-1-1	0	0	0	0	1	5
UAB			-dnp-									
MTSU	*	28	4-7	1-2	7-9	2-4-6	3	1	2	0	3	16
Murray St.	*	29	5-12	1-3	5-5	1-7-8	3	1	2	0	1	16
UConn												
Cornell												
Tennessee												
Arkansas												
Ole Miss												
Miss. St.												
Alabama												
Georgia												
Missouri												
LSU												
Ole Miss												
Vanderbilt												
Texas A&M												
Georgia												
Kentucky												
S. Carolina												
Alabama												
Florida												
Arkansas												
S. Carolina												
Totals												

HERON'S CAREER STATISTICS

Year	GP-GS	Min-Avg	FG-FGA	Pct	3FG-A	Pct	FT-FTA	Pct	Off-Def-Tot--Avg	PF-FO	Ast	TO	Blk	Stl	Pts	Avg
2016-17	32-32	901-28.2	152-344	.442	44-104	.423	137-178	.770	52-143-195--6.1	87-2	43	77	6	27	485	15.2
2017-18	10-10	262-26.2	52-112	.464	12-37	.324	43-53	.811	9-47-56--5.6	23-1	11	20	0	15	159	15.9
TOTAL	42-42	1163-27.7	204-456	.447	56-141	.397	180-231	.779	61-190-251--6.0	110-3	54	97	6	42	644	15.3

PLAYER BIOS



DAVION MITCHELL

10

Guard • Fr.
6-1 • 200
Hinesville, Ga.
Liberty County HS

CAREER HIGHS

Points _____ 10 vs. George Mason (12/3/17)
 Rebounds _____ 4 vs. Norfolk State (11/10/17)
 Field Goals _____ 4 (2x) last vs. George Mason (12/3/17)
 Field Goals Att. _____ 7 vs. George Mason (12/3/17)
 3-Pt. Field Goals _____ 2 vs. George Mason (12/3/17)
 3-Pt. Field Goals Att. ___ 4 (2x) last vs. Middle Tenn. (12/16/17)
 Free Throws _____ 4 (2x) last vs. Winthrop (11/24/17)
 Free Throws Att. _____ 5 vs. Norfolk State (11/10/17)
 Assists _____ 5 vs. Winthrop (11/24/17)
 Steals _____ 1 (2x) last vs. Winthrop (11/24/17)
 Blocks _____ -
 Minutes _____ 25 vs. Hofstra (11/19/17)

AUGUST 2017 ITALY TOUR: Averaged 5.0 points, 2.8 assists, 2.3 steals and 1.3 rebounds on the four-game Italy Tour ... shot 33.3 percent (6-of-18) from the field, 40 percent (2-of-5) from 3-point range and 75 percent (6-of-8) from the foul line ... had the second-most assists on the team behind Jared Harper ... 10 points (3-of-8 fgs, 1-of-3 3fgs, 3-of-4 fts), two rebounds, two assists and two steals vs. Veneto Select ... six points, five assists and five steals vs. Italy All-Stars ... two points, three rebounds and two assists vs. BC Silute of Lithuania ... two points, two assists and two steals vs. Stella Azzurra.

HIGH SCHOOL AND PERSONAL DATA: Consensus four-star prospect ... ranked 33rd nationally by 247Sports, 45th by Scout, 55th by Rivals and 61st by ESPN ... led Liberty County to its first Georgia Class 4A state championship as a junior in 2015-16, defeating defending state champion Jonesboro, 58-52, under coach Julian Stokes ... averaged 24.2 points, 7.1 assists, 3.6 rebounds and 2.9 steals per game as a junior, earning Savannah Morning News Boys Basketball Player of the Year honors ... shot 41 percent (103-of-250) from 3-point range ... scored 23 points, 21 of them coming on seven 3-pointers, against Newton in the Holiday Hoopsgiving Tournament in Atlanta on Nov. 25, 2016 ... averaged 23.8 points, 5.3 rebounds, 5.2 assists and 2.5 steals per game as a senior in leading Liberty County to a 22-6 record overall, 9-1 in the region ... shot 50 percent from the field, 43 percent (70-of-164) from 3-point range and 68 percent from the free throw line ... had a 2.36 assist/turnover ratio (104 to 44) ... scored in double figures in all 28 games as a senior, including 14 games with 20 or more points ... scored a season-high 42 points on 14-of-31 field goals, 10-of-20 3s and 4-of-6 free throws in a 120-81 victory over Bradwell Institute ... 34 points on 10-of-14 treys in an 83-54 win over Tattnall County ... 31 points on 4-of-7 3s in an 83-75 victory over Jenkins ... 29 points on 4-of-8 3s in 89-72 win over Islands ... 20 points and a season-high 10 assists in a 111-79 win over Pierce County ... MaxPreps Junior All-America third-team selection in 2015-16.

2017-18 MITCHELL GAME-BY GAME

Opp.	Start	Min.	FG-A	3FG-A	FT-A	O-D-T	PF	A	TO	BLK	STL	PTS
Norfolk St.	21	2-5	0-1	4-5	0-4-4	2	3	3	0	0	0	8
Indiana St.	21	0-0	0-0	3-4	0-2-2	4	3	2	0	0	0	3
Temple	17	1-3	0-1	0-0	1-0-1	1	1	0	0	0	0	2
Hofstra	25	4-5	1-2	0-0	0-1-1	2	3	3	0	1	1	9
Winthrop	22	2-3	1-1	4-4	0-0-0	1	5	1	0	1	1	9
Dayton	9	0-0	0-0	1-2	0-0-0	3	1	1	0	0	0	1
G. Mason	21	4-7	2-4	0-0	0-1-1	0	1	1	0	0	0	10
GWU	21	2-5	1-3	3-4	1-2-3	3	1	1	0	0	0	8
UAB	20	0-2	0-0	0-0	0-1-1	2	1	1	0	0	0	0
MTSU	15	0-5	0-4	0-0	1-1-2	2	3	0	0	0	0	0
Murray St.	13	0-0	0-0	0-0	0-0-0	2	0	1	0	1	0	0
UConn												
Cornell												
Tennessee												
Arkansas												
Ole Miss												
Miss. St.												
Alabama												
Georgia												
Missouri												
LSU												
Ole Miss												
Vanderbilt												
Texas A&M												
Georgia												
Kentucky												
S. Carolina												
Alabama												
Florida												
Arkansas												
S. Carolina												
Totals												

MITCHELL'S CAREER STATISTICS

Year	GP-GS	Min-Avg	FG-FGA	Pct	3FG-A	Pct	FT-FTA	Pct	Off-Def-Tot--Avg	PF-FO	Ast	TO	Blk	Stl	Pts	Avg
2017-18	11-0	205-18.6	15-35	.429	5-16	.313	15-19	.789	3-12-15--1.4	22-0	22	14	0	3	50	4.5
TOTAL	11-0	205-18.6	15-35	.429	5-16	.313	15-19	.789	3-12-15--1.4	22-0	22	14	0	3	50	4.5

PLAYER BIOS



DEVONTAE WILLIAMS

12

Guard • So.
6-4 • 215
Opp, Ala.
Opp HS

CAREER HIGHS

Points _____ -
 Rebounds _____ 1 vs. Winthrop (11/24/17)
 Field Goals _____ -
 Field Goals Att. _____ -
 3-Pt. Field Goals _____ -
 3-Pt. Field Goals Att. _____ -
 Free Throws _____ -
 Free Throws Att. _____ -
 Assists _____ 1 vs. Winthrop (11/24/17)
 Steals _____ -
 Blocks _____ -
 Minutes _____ 3 vs. Winthrop (11/24/17)

HIGH SCHOOL AND PERSONAL DATA: Graduated Salutatorian from Opp High School ... averaged 20 points, 11 rebounds and four assists per game while on the court ... named the Bryant Jordan Scholar-Athlete ... son of Lashae and Bobby Likely ... has two siblings, Brandon and Keyarria ... studying in the College of Human Sciences.

2017-18 WILLIAMS GAME-BY GAME

Opp.	Start	Min.	FG-A	3FG-A	FT-A	O-D-T	PF	A	TO	BLK	STL	PTS
Norfolk St.	1	0-0	0-0	0-0	0-0	0-0-0	1	0	1	0	0	0
Indiana St.	1	0-0	0-0	0-0	0-0-0	0	0	1	0	0	0	0
Temple		-dnp-										
Hofstra		-dnp-										
Winthrop	3	0-0	0-0	0-0	0-1-1	0	1	0	0	0	1	0
Dayton		-dnp-										
G. Mason		-dnp-										
GWU		-dnp-										
UAB		-dnp-										
MTSU		-dnp-										
Murray St.		-dnp-										
UConn												
Cornell												
Tennessee												
Arkansas												
Ole Miss												
Miss. St.												
Alabama												
Georgia												
Missouri												
LSU												
Ole Miss												
Vanderbilt												
Texas A&M												
Georgia												
Kentucky												
S. Carolina												
Alabama												
Florida												
Arkansas												
S. Carolina												
Totals												

WILLIAMS' CAREER STATISTICS

Year	GP-GS	Min-Avg	FG-FGA	Pct	3FG-A	Pct	FT-FTA	Pct	Off-Def-Tot--Avg	PF-FO	Ast	TO	Blk	Stl	Pts	Avg
2017-18	3-0	5-1.7	0-0	.000	0-0	.000	0-0	.000	0-1-1--0.3	1-0	1	2	0	0	0	0.0
TOTAL	3-0	5-1.7	0-0	.000	0-0	.000	0-0	.000	0-1-1--0.3	1-0	1	2	0	0	0	0.0

PLAYER BIOS



DESEAN MURRAY

13

Forward • Jr.

6-3 • 225

Stanley, N.C.

Presbyterian College

CAREER HIGHS

Points _____ *34 at Longwood (2/25/16)
 Rebounds _____ *18 vs. Piedmont (12/19/15)
 Field Goals _____ *11 (3x) last at Liberty (2/20/16)
 Field Goals Att. _____ *21 at Marquette (12/27/15)
 3-Pt. Field Goals _____ 3 vs. Gardner-Webb (12/6/17)
 3-Pt. Field Goals Att. _____ 4 (2x) last vs. UAB (12/9/17)
 Free Throws _____ *14 at Longwood (2/25/16)
 Free Throws Att. _____ *16 at Longwood (2/25/16)
 Assists _____ *8 at Longwood (1/14/15)
 Steals _____ 4 (6x) last vs. Gardner-Webb (12/6/17)
 Blocks _____ *4 at Liberty (1/3/15)
 Minutes _____ *37 at Gardner-Webb (2/6/16)

* - while at Presbyterian

AUGUST 2017 ITALY TOUR: Averaged 11.0 points, 5.3 rebounds, 1.8 assists, 1.0 steal and 0.5 blocks on the four-game Italy Tour ... shot 66.7 percent (16-of-24) from the field and 80 percent (12-of-15) from the foul line ... 13 of his 21 rebounds came on the offensive glass ... 13 points (5-of-7 fgs, 3-of-4 fts), six rebounds (all offensive) and three assists vs. Stella Azzurra ... 12 points on 5-of-8 field goals, four rebounds, four steals and an assist vs. Veneto Select ... 11 points (4-of-4 fgs, 3-of-3 fts), four rebounds, two assists and a block vs. Italy All-Stars ... eight points, seven rebounds, a block and assist vs. BC Silute.

HIGH SCHOOL AND PERSONAL DATA: Lettered in basketball, football, track and soccer ... averaged 22 points and 11 rebounds at East Gaston under coach Eugene Farrar before transferring to Northside Christian Academy for his senior year in 2013-14 under coaches Byron Dinkins, Jeff McInnis and Joe Badget ... helped Northside, along with teammate Davon Bell, a No. 5 national ranking and a Dick's Sporting Good's national tournament in New York ... averaged 18 points and 10 rebounds en route to first-team all-conference and all-state honors ... played AAU basketball for Team Charlotte under coach Jeff McInnis and alongside fellow signee Davon Bell ... Team Charlotte posted a record of 45-6 and was ranked No. 1 in North Carolina ... an honor roll student every quarter, Murray was a member of Spanish and Frisbee Golf Clubs as well as numerous school activities ... full name is DeSean Jajuan Murray ... son of Datari and Berlinda Murray ... studying in College of Liberal Arts ... signed national letter of intent on May 16, 2016.

2017-18 MURRAY GAME-BY GAME

Opp.	Start	Min.	FG-A	3FG-A	FT-A	O-D-T	PF	A	TO	BLK	STL	PTS
Norfolk St.	*	23	5-7	0-0	3-3	1-6-7	2	3	1	1	2	13
Indiana St.	*	24	4-6	2-2	4-4	4-8-12	3	2	4	2	1	14
Temple	*	23	5-11	0-1	0-2	8-3-11	2	2	2	0	0	10
Hofstra	*	24	5-7	0-0	2-3	2-4-6	1	1	2	1	0	12
Winthrop	*	20	5-8	0-1	2-3	2-6-8	2	1	1	1	1	12
Dayton	*	17	0-2	0-0	2-2	2-4-6	3	1	3	0	1	2
G. Mason	*	21	0-3	0-1	1-2	3-5-8	3	1	4	0	1	1
GWU	*	21	8-12	3-4	1-2	3-4-7	2	1	2	0	4	20
UAB	*	30	6-14	1-4	5-5	4-3-7	3	1	1	0	1	18
MTSU	*	21	1-3	0-0	0-0	0-5-5	1	1	5	1	0	2
Murray St.	*	28	7-14	1-3	3-4	5-4-9	1	3	3	2	0	18
UConn												
Cornell												
Tennessee												
Arkansas												
Ole Miss												
Miss. St.												
Alabama												
Georgia												
Missouri												
LSU												
Ole Miss												
Vanderbilt												
Texas A&M												
Georgia												
Kentucky												
S. Carolina												
Alabama												
Florida												
Arkansas												
S. Carolina												
Totals												

MURRAY'S CAREER STATISTICS

Year	GP-GS	Min-Avg	FG-FGA	Pct	3FG-A	Pct	FT-FTA	Pct	Off-Def-Tot--Avg	PF-FO	Ast	TO	Blk	Stl	Pts	Avg
2014-15*	20-20	661-33.0	122-235	.519	1-4	.250	68-115	.591	70-93-163--8.2	55-3	32	54	10	30	313	15.7
2015-16*	31-31	902-29.1	232-427	.543	0-7	.000	163-211	.773	74-154-228--7.4	94-2	53	95	17	62	627	20.2
2017-18	11-11	252-22.9	46-87	.529	7-16	.438	23-40	.575	34-52-86--7.8	23-0	17	28	8	11	122	11.1
TOTAL	62-62	1815-29.3	400-749	.534	8-27	.296	254-356	.713	178-299-477--7.7	172-5	102	177	35	103	1062	17.1

PLAYER BIOS



MALIK DUNBAR

14

**Guard/Forward • Jr.
6-6 • 230**

**North Augusta, S.C.
College of Central Florida**

CAREER HIGHS

Points _____ *32 vs. Broward College (12/10/16)
 Rebounds _ *12 (2x) last vs. Florida Southwestern (11/19/16)
 Field Goals _____ *10 vs. Broward College (12/10/16)
 Field Goals Att. _____ *17 vs. Broward College (12/10/16)
 3-Pt. Field Goals _____ 3 (3x) last at Murray State (12/19/17)
 3-Pt. Field Goals Att. _____ *8 vs. East Florida St. (11/6/15)
 Free Throws _____ *9 (2x) last vs. Indian River St. (11/11/16)
 Free Throws Att. _____ *12 vs. Indian River St. (11/11/16)
 Assists _____ *8 vs. Miami Dade College (11/20/16)
 Steals _____ *6 vs. Florida St. College (1/6/16)
 Blocks _____ *4 (2x) last vs. Florida St. College (2/10/16)
 Minutes _____ *40 (2x) last at Santa Fe College (2/22/17)

* - while at College of Central Florida

AUGUST 2017 ITALY TOUR: Averaged 9.3 points, 5.8 rebounds, 0.5 steals and 0.8 assists on the four-game Italy Tour ... shot 46.7 percent from the field and 66.7 percent (4-of-6) from 3-point range ... 15 points on 3-of-4 3-pointers and three rebounds vs. Italy All-Stars ... 11 points (1-of-1 3s), six rebounds and a block, steal and assist vs. Stella Azzurra ... seven points and 10 rebounds vs. Veneto Select ... four points, four rebounds vs. BC Silute of Lithuania.

HIGH SCHOOL AND PERSONAL DATA: Was a South Carolina Class 4A first-team all-state selection as a senior at Spring Valley High School in Columbia in 2014-15 ... son of Trika Mobley ... one of five siblings.

2017-18 DUNBAR GAME-BY GAME

Opp.	Start	Min.	FG-A	3FG-A	FT-A	O-D-T	PF	A	TO	BLK	STL	PTS
Norfolk St.		16	2-7	1-3	2-3	0-1-1	2	0	2	0	0	7
Indiana St.		10	2-4	0-2	3-4	0-0-0	4	0	0	0	0	7
Temple		5	0-0	0-0	0-0	1-0-1	0	0	0	0	0	0
Hofstra		11	2-4	1-2	1-2	0-1-1	2	0	0	1	0	6
Winthrop		15	6-8	1-1	0-1	2-1-3	0	2	0	0	0	13
Dayton		9	0-4	0-1	0-0	0-0-0	1	0	1	0	0	0
G. Mason		7	2-2	1-1	0-0	0-0-0	3	0	1	0	0	5
GWU		22	3-8	0-3	1-2	2-2-4	2	0	1	2	0	7
UAB	*	25	4-8	0-1	1-1	2-4-6	3	0	2	0	0	9
MTSU		9	0-1	0-1	0-0	0-0-0	4	0	1	0	0	0
Murray St.		14	3-3	3-3	0-0	0-1-1	1	0	2	3	0	9
UConn												
Cornell												
Tennessee												
Arkansas												
Ole Miss												
Miss. St.												
Alabama												
Georgia												
Missouri												
LSU												
Ole Miss												
Vanderbilt												
Texas A&M												
Georgia												
Kentucky												
S. Carolina												
Alabama												
Florida												
Arkansas												
S. Carolina												
Totals												

DUNBAR'S CAREER STATISTICS

Year	GP-GS	Min-Avg	FG-FGA	Pct	3FG-A	Pct	FT-FTA	Pct	Off-Def-Tot--Avg	PF-FO	Ast	TO	Blk	Stl	Pts	Avg
2015-16*	31-29	717-23.1	120-298	.403	27-102	.265	61-83	.735	45-106-151--4.9	68-2	21	53	20	39	328	10.6
2016-17*	28-28	762-27.2	154-312	.494	24-82	.293	105-148	.709	36-143-179--6.4	66-1	56	75	22	44	437	15.6
2017-18	11-1	143-13.0	24-49	.490	7-18	.389	8-13	.615	7-10-17--1.5	22-1	2	10	6	0	63	5.7
TOTAL	70-58	1622-23.2	298-659	.452	59-202	.292	174-244	.713	88-259-347--5.0	156-4	79	138	48	83	828	11.8

PLAYER BIOS



PATRICK KEIM

21

Guard • Sr.
6-0 • 186
Birmingham, Ala.
Mountain Brook HS

CAREER HIGHS

Points _____ 3 (5x) last vs. Winthrop (11/24/17)
 Rebounds _____ 2 (5x) last at Arkansas (2/17/16)
 Field Goals _____ 1 (5x) last vs. Winthrop (11/24/17)
 Field Goals Att. _____ 2 (4x) last vs. Georgia (2/24/16)
 3-Pt. Field Goals _____ 1 (5x) last vs. Winthrop (11/24/17)
 3-Pt. Field Goals Att. _____ 2 (3x) last vs. Vanderbilt (2/13/16)
 Free Throws _____ 2 (2x) last vs. Georgia (2/24/16)
 Free Throws Att. _____ 4 vs. Georgia (2/24/16)
 Assists _____ 2 vs. Tennessee (1/2/16)
 Steals _____ 1 (4x) last vs. Tennessee (3/9/16)
 Blocks _____ -
 Minutes _____ 19 vs. Vanderbilt (2/13/16)

AUGUST 2017 ITALY TOUR: Averaged 0.5 points, 0.3 rebounds and 0.8 assists playing in all four games on the Italy Tour ... went 2-of-2 from the foul line ... two points and one assist vs. Stella Azzurra ... one rebound, assist and steal vs. Veneto Select ... an assist vs. Italy All-Stars.

HIGH SCHOOL AND PERSONAL DATA: Played at Mountain Brook High School for coach Bucky McMillan ... averaged 9.0 points, 3.8 assists and 1.8 steals per game while shooting 50 percent from 3-point range ... four-year starter and was the winningest player in the class of 2014 in Alabama Class 6A ... 111 wins are the most in Mountain Brook history ... back-to-back Class 6A titles (2013 and 2014) ... three-time team captain ... 2014 ASWA Boys All-State Second Team ... 2014 Over the Mountain Boys Athlete of the Year ... 2014 Birmingham News South Basketball Player of the Year ... 2014 Class 6A Northeast Region All-Tournament Team ... 2014 Class 6A AHSAA Final Four All-Tournament Team ... Birmingham Tip-off Club Player of the Week (March 1, 2014) ... three-time Class 6A Area 11 All-Tournament Team selection (2012, 2013 and 2014) ... 2013 Class 6A Area 11 Tournament MVP ... 2013-2014 US Marines Distinguished Athlete Award ... son of Bryan and Kelly Keim ... has two brothers, Bobby and Austin ... parents and brother, Bobby, are all Auburn graduates and brother Austin is graduating December 2015 ... studying in Ginn College of Engineering.

2017-18 KEIM GAME-BY GAME

Opp.	Start	Min.	FG-A	3FG-A	FT-A	O-D-T	PF	A	TO	BLK	STL	PTS
Norfolk St.		2	0-0	0-0	1-2	0-0-0	2	0	1	0	0	1
Indiana St.		2	0-0	0-0	0-0	0-1-1	0	0	0	0	0	0
Temple		-dnp-										
Hofstra		-dnp-										
Winthrop		3	1-1	1-1	0-2	0-1-1	0	0	1	0	0	3
Dayton		-dnp-										
G. Mason		-dnp-										
GWU		2	0-0	0-0	0-0	0-0-0	0	0	0	0	0	0
UAB		-dnp-										
MTSU		-dnp-										
Murray St.		-dnp-										
UConn												
Cornell												
Tennessee												
Arkansas												
Ole Miss												
Miss. St.												
Alabama												
Georgia												
Missouri												
LSU												
Ole Miss												
Vanderbilt												
Texas A&M												
Georgia												
Kentucky												
S. Carolina												
Alabama												
Florida												
Arkansas												
S. Carolina												
Totals												

KEIM'S CAREER STATISTICS

Year	GP-GS	Min-Avg	FG-FGA	Pct	3FG-A	Pct	FT-FTA	Pct	Off-Def-Tot--Avg	PF-FO	Ast	TO	Blk	Stl	Pts	Avg
2014-15	8-0	8-1.0	1-4	.250	1-4	.250	0-2	.000	0-2-2--0.3	0-0	3	1	0	0	3	0.4
2015-16	23-0	151-6.6	2-14	.143	2-11	.182	4-9	.444	2-10-12--0.5	19-0	5	10	0	4	10	0.4
2016-17	5-0	8-1.6	1-3	.333	1-2	.500	1-2	.500	0-0-0--0.0	0-0	2	1	0	0	4	0.8
2017-18	4-0	9-2.3	1-1	1.000	1-1	1.000	1-4	.250	0-2-2--0.5	2-0	0	2	0	0	4	1.0
TOTAL	40-0	176-4.4	5-22	.227	5-18	.278	6-17	.353	2-17-19--0.5	21-0	10	14	0	4	21	0.5

PLAYER BIOS



WILL MACOY

22

Guard • So.
6-4 • 190
Birmingham, Ala.
Vestavia Hills HS

CAREER HIGHS

Points _____ 8 vs. Coastal Carolina (12/15/16)
 Rebounds _____ 1 (2x) last vs. Indiana State (11/16/17)
 Field Goals _____ 3 vs. Coastal Carolina (12/15/16)
 Field Goals Att. _____ 5 vs. Coastal Carolina (12/15/16)
 3-Pt. Field Goals _____ 2 vs. Coastal Carolina (12/15/16)
 3-Pt. Field Goals Att. _____ 4 vs. Coastal Carolina (12/15/16)
 Free Throws _____ -
 Free Throws Att. _____ -
 Assists _____ -
 Steals _____ 1 vs. Coastal Carolina (12/15/16)
 Blocks _____ -
 Minutes _____ 5 vs. Coastal Carolina (12/15/16)

AUGUST 2017 ITALY TOUR: Averaged 1.5 points, 0.8 rebounds and 0.5 steals playing in all four games on the Italy Tour ... shot 50 percent (2-of-4) from the field, 50 percent (1-of-2) from 3-point range and made his only free throw attempt ... three points (1-of-1 fgs, 1-of-1 fts), a rebound and steal vs. Italy All-Stars ... three points on 1-of-2 treys and one rebound vs. Stella Azzurra ... a rebound and steal vs. Veneto Select.

HIGH SCHOOL AND PERSONAL DATA: Three-year letterman in basketball at Vestavia Hills High School under coach George Hatchett ... two-time All-Over the Mountain team ... team captain as a senior in 2015-16 ... 2015 Birmingham Fall League MVP, scoring a league record 50 points in the championship game en route to winning the title ... Birmingham Tip-Off Club player of the week in March 2016 ... two-time state champion in the javelin ... Wendy's Heisman School winner and state finalist in 2015 ... in the National Honor Society, Student Government Association and the Relay for Life committee ... full name is Will Macoy ... son of Coy and Adrienne Macoy ... his father ran cross country and track at Georgia Tech while his mother ran cross country and track at UAB ... older brother, Mac, is a junior at Florida in 2016-17 who runs cross country and track ... younger brother, Hollis, a sophomore on the Vestavia Hills basketball team ... studying in Ginn College of Engineering.

2017-18 MACOY GAME-BY GAME

Opp.	Start	Min.	FG-A	3FG-A	FT-A	O-D-T	PF	A	TO	BLK	STL	PTS
Norfolk St.		-dnp-										
Indiana St.		3	0-0	0-0	0-0	0-1-1	1	0	0	0	0	0
Temple		-dnp-										
Hofstra		-dnp-										
Winthrop		-dnp-										
Dayton		-dnp-										
G. Mason		-dnp-										
GWU		3	0-2	0-0	0-0	0-0-0	1	0	0	0	0	0
UAB		-dnp-										
MTSU		-dnp-										
Murray St.		-dnp-										
UConn												
Cornell												
Tennessee												
Arkansas												
Ole Miss												
Miss. St.												
Alabama												
Georgia												
Missouri												
LSU												
Ole Miss												
Vanderbilt												
Texas A&M												
Georgia												
Kentucky												
S. Carolina												
Alabama												
Florida												
Arkansas												
S. Carolina												
Totals												

MACOY'S CAREER STATISTICS

Year	GP-GS	Min-Avg	FG-FGA	Pct	3FG-A	Pct	FT-FTA	Pct	Off-Def-Tot--Avg	PF-FO	Ast	TO	Blk	Stl	Pts	Avg
2016-17	4-0	7-1.8	3-6	.500	2-5	.400	0-0	.000	0-1-1--0.3	0-0	0	0	0	1	8	2.0
2017-18	2-0	6-3.0	0-2	.000	0-0	.000	0-0	.000	1-0-1--0.5	2-0	0	0	0	0	0	0.0
TOTAL	6-0	13-2.2	3-8	.375	2-5	.400	0-0	.000	1-1-2--0.3	2-0	0	0	0	1	8	1.3

PLAYER BIOS



ANFERNEE MCLEMORE **24**

Forward • So.
6-7 • 220
Warwick, Ga.
Worth County HS

CAREER HIGHS

Points _____ 19 (2x) last vs. Temple (11/17/17)
 Rebounds _____ 13 at Dayton (11/29/17)
 Field Goals _____ 8 vs. Florida (2/14/17)
 Field Goals Att. _____ 11 vs. Temple (11/17/17)
 3-Pt. Field Goals _____ 4 vs. Gardner-Webb (12/6/17)
 3-Pt. Field Goals Att. _____ 4 vs. Gardner-Webb (12/6/17)
 Free Throws _____ 7 at LSU (2/21/17)
 Free Throws Att. _____ 8 at LSU (2/21/17)
 Assists _____ 2 (3x) last vs. Gardner-Webb (12/6/17)
 Steals _____ 3 (2x) last vs. UAB (12/9/17)
 Blocks _____ 6 vs. Gardner-Webb (12/6/17)
 Minutes _____ 28 at Dayton (11/29/17)

AUGUST 2017 ITALY TOUR: Averaged 11.3 points, second-most on the team with 8.5 rebounds, 1.5 blocks, 1.0 assist and 0.5 steals on the four-game Italy Tour ... shot 51.5 percent (17-of-33) from the field, 50 percent (1-of-2) from 3-point range and 76.9 percent (10-of-13) from the foul line ... of his 34 rebounds, 17 were on the offensive glass ... 18 points on 7-of-9 field goals, five rebounds and a block vs. BC Silute of Lithuania ... double-double with 12 points and a game-high 12 rebounds, including nine offensive, as well as a block, assist and steal vs. Veneto Select ... eight points, 11 rebounds, a block and assist vs. Stella Azzurra ... seven points, six rebounds, three blocks, two assists and a steal vs. Italy All-Stars.

HIGH SCHOOL AND PERSONAL DATA: Rated as a four-star prospect by ESPN ... rated as a 3-star by 247Sports, Rivals and Scout ... averaged 15.6 points, 11.2 rebounds and 6.9 blocks per game for Worth County as a senior in 2015-16 under coach Connie Mays ... three-time selection to the Albany Herald's Super Six as a sophomore, junior and senior ... the Rams finished in a three-way tie for first in the Georgia High School Region 1 4A standings ... averaged 19 points, 11.8 rebounds and 6.4 blocks per game for Worth County as a junior in 2014-15, recording several triple-doubles ... two-time All-Area selection by the Albany Herald ... started for the Rams each of his four years in high school ... Georgia Class 4A Sophomore of the Year by Hoopseen ... had a 4.0 GPA in advanced classes and was accepted by the Massachusetts Institute of Technology ... scored a 1670 on his SAT ... had considered Yale, Brown, Oregon State, Stanford and Georgia Tech ... played AAU basketball for the Atlanta Celtics under Horace Neysmith ... full name is Anfernee Keith McLemore ... son of Cinderella Lewis and Feron McLemore ... studying in Harbert College of Business ... signed national letter of intent on Nov. 11, 2015.

2017-18 MCLEMORE GAME-BY GAME

Opp.	Start	Min.	FG-A	3FG-A	FT-A	O-D-T	PF	A	TO	BLK	STL	PTS
Norfolk St.		22	4-7	0-2	2-2	2-5-7	3	1	5	4	1	10
Indiana St.		13	4-5	0-0	1-1	0-3-3	4	0	1	2	1	9
Temple		23	7-11	1-3	4-4	4-3-7	2	0	1	5	0	19
Hofstra		21	1-1	0-0	0-0	0-3-3	2	2	0	3	0	2
Winthrop		11	2-2	0-0	2-4	1-1-2	5	0	3	0	0	6
Dayton		28	4-10	0-2	4-4	7-6-13	2	1	1	5	0	12
G. Mason	*	24	2-5	0-1	2-2	3-7-10	0	1	3	5	1	6
GWU	*	20	6-9	4-4	1-2	6-5-11	0	2	0	6	0	17
UAB	*	25	2-4	0-2	1-2	2-7-9	4	0	0	2	3	5
MTSU	*	20	4-6	0-1	0-0	1-2-3	4	0	0	4	0	8
Murray St.	*	21	2-5	0-1	0-0	2-3-5	3	1	0	1	1	4
UConn												
Cornell												
Tennessee												
Arkansas												
Ole Miss												
Miss. St.												
Alabama												
Georgia												
Missouri												
LSU												
Ole Miss												
Vanderbilt												
Texas A&M												
Georgia												
Kentucky												
S. Carolina												
Alabama												
Florida												
Arkansas												
S. Carolina												
Totals												

MCLEMORE'S CAREER STATISTICS

Year	GP-GS	Min-Avg	FG-FGA	Pct	3FG-A	Pct	FT-FTA	Pct	Off-Def-Tot--Avg	PF-FO	Ast	TO	Blk	Stl	Pts	Avg
2016-17	32-1	483-15.1	69-101	.683	1-1	1.000	35-58	.603	54-89-143--4.5	76-0	5	28	37	13	174	5.4
2017-18	11-5	228-20.7	38-65	.585	5-16	.313	17-21	.810	28-45-73--6.6	29-1	8	14	37	7	98	8.9
TOTAL	43-6	711-16.5	107-166	.645	6-17	.353	52-79	.658	82-134-216--5.0	105-1	13	42	74	20	272	6.3

PLAYER BIOS



BRETT EASTERLING

25

Guard • Fr.
6-1 • 165
Tallahassee, Fla.
Lawton Chiles HS

CAREER HIGHS

Points _____ 2 vs. Winthrop (11/24/17)
 Rebounds _____ 1 vs. Gardner-Webb (12/6/17)
 Field Goals _____ 1 vs. Winthrop (11/24/17)
 Field Goals Att. _____ 1 (2x) last vs. Winthrop (11/24/17)
 3-Pt. Field Goals _____ -
 3-Pt. Field Goals Att. _____ 1 vs. Norfolk State (11/10/17)
 Free Throws _____ -
 Free Throws Att. _____ -
 Assists _____ -
 Steals _____ -
 Blocks _____ -
 Minutes _____ 3 vs. Winthrop (11/24/17)

HIGH SCHOOL AND PERSONAL DATA: Finished prep career as third-leading scorer in Lawton Chiles history with 1,131 points ... was a three-year starter and a two-time team captain ... earned First Team All-Big Bend Florida honors twice ... averaged 18.4 points, 4.9 rebounds and 2.6 assists per game during senior campaign ... averaged 17.2 points, 7.1 rebounds, 3.3 assists and 2.1 steals as a junior ... son of Mark and Becky Easterling ... has two siblings, Jake and Casey ... enrolled in the Ginn College of Engineering.

2017-18 EASTERLING GAME-BY GAME

Opp.	Start	Min.	FG-A	3FG-A	FT-A	O-D-T	PF	A	TO	BLK	STL	PTS
Norfolk St.		2	0-1	0-1	0-0	0-0-0	0	0	0	0	0	0
Indiana St.		-dnp-										
Temple		-dnp-										
Hofstra		-dnp-										
Winthrop		3	1-1	0-0	0-0	0-0-0	0	0	0	0	0	2
Dayton		-dnp-										
G. Mason		-dnp-										
GWU		2	0-0	0-0	0-0	0-1-1	0	0	0	0	0	0
UAB		-dnp-										
MTSU		-dnp-										
Murray St.		-dnp-										
UConn												
Cornell												
Tennessee												
Arkansas												
Ole Miss												
Miss. St.												
Alabama												
Georgia												
Missouri												
LSU												
Ole Miss												
Vanderbilt												
Texas A&M												
Georgia												
Kentucky												
S. Carolina												
Alabama												
Florida												
Arkansas												
S. Carolina												
Totals												

EASTERLING'S CAREER STATISTICS

Year	GP-GS	Min-Avg	FG-FGA	Pct	3FG-A	Pct	FT-FTA	Pct	Off-Def-Tot--Avg	PF-FO	Ast	TO	Blk	Stl	Pts	Avg
2017-18	3-0	7-2.3	1-2	.500	0-1	.000	0-0	.000	0-1-1--0.3	0-0	0	0	0	0	2	0.7
TOTAL	3-0	7-2.3	1-2	.500	0-1	.000	0-0	.000	0-1-1--0.3	0-0	0	0	0	0	2	0.7

PLAYER BIOS



COLE BLACKSTOCK

41

Forward • Jr.
6-9 • 260
Killen, Ala.
Brooks HS

CAREER HIGHS

Points _____ 3 vs. Vanderbilt (2/13/16)
 Rebounds _____ 2 vs. Coastal Carolina (12/15/16)
 Field Goals _____ 1 vs. Vanderbilt (2/13/16)
 Field Goals Att. _____ 1 vs. Vanderbilt (2/13/16)
 3-Pt. Field Goals _____ -
 3-Pt. Field Goals Att. _____ -
 Free Throws _____ 2 (2x) last vs. Winthrop (11/24/17)
 Free Throws Att. _____ 2 (2x) vs. Winthrop (11/24/17)
 Assists _____ -
 Steals _____ -
 Blocks _____ -
 Minutes _____ 3 (3x) last vs. Winthrop (11/24/17)

AUGUST 2017 ITALY TOUR: Averaged 0.8 points and 1.0 rebound in four games in the four-game Italy Tour ... shot 50 percent from the field ... 3 points and 1 rebound vs. Veneto Select ... 1 rebound each vs. BC Silute of Lithuania, Italy All-Stars and Stella Azzurra.

HIGH SCHOOL AND PERSONAL DATA: Four-year letterman in basketball ... averaged 17 points and 8 rebounds per game as a senior at Brooks High School under coach Brian Wright ... played four games as a junior before season-ending injury ... averaged 8 points and 4.5 rebounds per game as a sophomore ... full name is Cole Edward Blackstock ... son of Eric and Kristi Blackstock ... studying in Ginn College of Engineering.

2017-18 BLACKSTOCK GAME-BY GAME

Opp.	Start	Min.	FG-A	3FG-A	FT-A	O-D-T	PF	A	TO	BLK	STL	PTS
Norfolk St.		2	0-0	0-0	0-0	0-1-1	0	0	0	0	0	0
Indiana St.		1	0-0	0-0	0-0	0-0-0	0	0	0	0	0	0
Temple		-dnp-										
Hofstra		-dnp-										
Winthrop		3	0-0	0-0	2-2	0-0-0	0	0	0	0	0	2
Dayton		-dnp-										
G. Mason		-dnp-										
GWU		2	0-0	0-0	0-0	0-1-1	1	0	0	0	0	0
UAB		-dnp-										
MTSU		-dnp-										
Murray St.		-dnp-										
UConn												
Cornell												
Tennessee												
Arkansas												
Ole Miss												
Miss. St.												
Alabama												
Georgia												
Missouri												
LSU												
Ole Miss												
Vanderbilt												
Texas A&M												
Georgia												
Kentucky												
S. Carolina												
Alabama												
Florida												
Arkansas												
S. Carolina												
Totals												

BLACKSTOCK'S CAREER STATISTICS

Year	GP-GS	Min-Avg	FG-FGA	Pct	3FG-A	Pct	FT-FTA	Pct	Off-Def-Tot--Avg	PF-FO	Ast	TO	Blk	Stl	Pts	Avg
2015-16	5-0	9-1.8	1-1	1.000	0-0	.000	3-3	1.000	0-0-0--0.0	2-0	0	0	0	0	5	1.0
2016-17	3-0	4-1.3	0-0	.000	0-0	.000	0-0	.000	0-2-2--0.7	2-0	0	0	0	0	0	0.0
2017-18	4-0	8-2.0	0-0	.000	0-0	.000	2-2	1.000	0-2-2-0.5	1-0	0	0	0	0	2	0.5
TOTAL	12-0	21-1.8	1-1	1.000	0-0	.000	5-5	1.000	0-4-4-0.3	5-0	0	0	0	0	7	0.6

PLAYER BIOS



AUSTIN WILEY

50

Center • So.
6-11 • 260
Hoover, Ala.
Calusa Prep HS

CAREER HIGHS

Points _____ 25 at TCU (1/28/17)
Rebounds _____ 11 at South Carolina (1/24/17)
Field Goals _____ 11 at TCU (1/28/17)
Field Goals Att. _____ 13 at TCU (1/28/17)
3-Pt. Field Goals _____ -
3-Pt. Field Goals Att. _____ -
Free Throws _____ 11 vs. Alabama (1/21/17)
Free Throws Att. _____ 18 vs. Alabama (1/21/17)
Assists _____ 1 (5x) last at Georgia (3/1/17)
Steals _____ 1 (5x) last at LSU (2/21/17)
Blocks _____ 4 (3x) last at Georgia (3/1/17)
Minutes _____ 26 at Georgia (3/1/17)

USA U19 WORLD CUP TEAM: Selected and named the team captain for the 12-member USA Basketball U19 World Cup Team to play in the FIBA World Cup in Cairo, Egypt, July 1-9, 2017 ... only American and one of seven players to average a double-double in the tournament with 10.3 points and 10.9 rebounds in only 19.9 minutes per game as the United States won the bronze medal, finishing 6-1 ... shot 50 percent from the field ... started all seven games ... had three double-doubles and a rebound shy of four double-doubles in seven games ... 19 points and 10 rebounds to lead USA to an 81-59 victory over Germany in the quarterfinals ... 16 points and a game-high 16 rebounds in a 109-68 victory over Angola ... 13 points and a game-high 17 rebounds in 29:41 in a 99-87 upset loss to Canada in the semifinals ... 9 points and a game-high 14 rebounds in 21:37 vs. Italy to finish Group D play 3-0 ... 8 points and 8 rebounds and a block in 20 minutes in the 96-72 bronze medal win over Spain ... 5 points, 8 rebounds, a block and assist in only 14:58 in a 108-48 win over Iran in the Group D opener ... saddled with foul trouble playing less than five minutes in each half, had 2 points and 3 rebounds and a steal in a 117-69 victory over Mali in the round of 16 ... scored 15 points in the USA's 89-66 victory over Lithuania in a friendly on June 28, a day after making the 6,900-mile trip from Colorado Springs, Colo., to Washington, D.C. to Germany to Cairo ... 9 points and 7 rebounds in an 82-60 victory over France on June 29 in a second friendly ... only Kentucky had more players than Auburn in the USA's 27-player tryout as freshman Chuma Okeke joined Wiley.

HIGH SCHOOL AND PERSONAL DATA: Ranked 13th nationally by Scout, 16th by Rivals and 17th by 247Sports ... played on Team USA's gold medal winner at the FIBA Men's U17 World Championship in Zaragoza, Spain in summer of 2016 ... consensus five-star selection ... three-time all-state selection at Spain Park High School in Hoover, Ala. ... averaged 22 points and 12 rebounds as a junior in 2014-15 leading Spain Park to a 24-6 record and the Class 7A state finals under coach Donnie Quinn ... was named the Alabama Sports Writers Association Class 7A Player of the Year as a junior, averaging 27.1 points, 12.1 rebounds and 2.9 blocks ... selected to the ASWA Class 7A All-State first-team and to the AL.com Class 7A Super All-State first-team ... scored his 1,500th point of his high school career during his junior season ... MVP of the Alabama North-South game in August 2016 ... averaged 19 points and 12 rebounds as a sophomore at Spain Park where he was named AL.com Birmingham Player of the Year Award ... selected to the ASWA Class 7A All-State first-team and AL.com Class 7A Super All-State first-team ... averaged 15 points and 10 rebounds as a 6-foot-9, 190-pound freshman on Spain Park's varsity in 2013-14 ... full name is Austin Jermaine Wiley ... son of former Auburn players, All-American & 1992 USA Olympian Vickie Orr and Aubrey Wiley, who led the SEC in rebounding in 1993-94 ... Vickie helped lead Auburn to two-straight NCAA Championship games in 1988 and 1989 and was inducted into the Alabama Sports Hall of Fame in 2013 ... studying in the College of Education ... signed national letter of intent on Nov. 9, 2016.


2017-18 WILEY GAME-BY GAME

Opp.	Start	Min.	FG-A	3FG-A	FT-A	O-D-T	PF	A	TO	BLK	STL	PTS
Norfolk St.			-dnp-									
Indiana St.			-dnp-									
Temple			-dnp-									
Hofstra			-dnp-									
Winthrop			-dnp-									
Dayton			-dnp-									
G. Mason			-dnp-									
GWU			-dnp-									
UAB			-dnp-									
MTSU			-dnp-									
Murray St.			-dnp-									
UConn												
Cornell												
Tennessee												
Arkansas												
Ole Miss												
Miss. St.												
Alabama												
Georgia												
Missouri												
LSU												
Ole Miss												
Vanderbilt												
Texas A&M												
Georgia												
Kentucky												
S. Carolina												
Alabama												
Florida												
Arkansas												
S. Carolina												
Totals												

WILEY'S CAREER STATISTICS

Year	GP-GS	Min-Avg	FG-FGA	Pct	3FG-A	Pct	FT-FTA	Pct	Off-Def-Tot--Avg	PF-FO	Ast	TO	Blk	Stl	Pts	Avg
2016-17	23-22	415-18.0	73-125	.584	0-0	.000	56-114	.491	52-56-108--3.5	59-1	5	41	31	5	202	8.8
2017-18	-	-	-	-	-	-	-	-	-	-	-	-	-	-	-	-
TOTAL	23-22	415-18.0	73-125	.584	0-0	.000	56-114	.491	52-56-108--3.5	59-1	5	41	31	5	202	8.8

PLAYER BIOS



THOMAS COLLIER

54

Forward • So.

6-9 • 215

Birmingham, Ala.

Briarwood Christian HS

CAREER HIGHS

Points	_____	2 vs. Gardner-Webb (12/6/17)
Rebounds	_____	1 vs. Gardner-Webb (12/6/17)
Field Goals	_____	1 vs. Gardner-Webb (12/6/17)
Field Goals Att.	_____	2 vs. Gardner-Webb (12/6/17)
3-Pt. Field Goals	_____	-
3-Pt. Field Goals Att.	_____	-
Free Throws	_____	-
Free Throws Att.	_____	-
Assists	_____	-
Steals	_____	-
Blocks	_____	-
Minutes	_____	3 vs. Winthrop (11/24/17)

HIGH SCHOOL AND PERSONAL DATA: Averaged 15 points, 10 rebounds and two blocks per game during senior year ... was awarded MVP at conclusion of final campaign ... was a two-time state champion in tennis during sophomore and junior seasons ... National Honors Society member ... son of Forrest and Jean Anne Collier ... has two siblings, Forrest and Caroline ... enrolled in the College of Business.

2017-18 COLLIER GAME-BY GAME

Opp.	Start	Min.	FG-A	3FG-A	FT-A	O-D-T	PF	A	TO	BLK	STL	PTS
Norfolk St.		2	0-0	0-0	0-0	0-0-0	1	0	0	0	0	0
Indiana St.		-dnp-										
Temple		-dnp-										
Hofstra		-dnp-										
Winthrop		3	0-0	0-0	0-0	0-0-0	2	0	1	0	0	0
Dayton		-dnp-										
G. Mason		-dnp-										
GWU		2	1-2	0-0	0-0	0-1-1	0	0	0	0	0	2
UAB		-dnp-										
MTSU		-dnp-										
Murray St.		-dnp-										
UConn												
Cornell												
Tennessee												
Arkansas												
Ole Miss												
Miss. St.												
Alabama												
Georgia												
Missouri												
LSU												
Ole Miss												
Vanderbilt												
Texas A&M												
Georgia												
Kentucky												
S. Carolina												
Alabama												
Florida												
Arkansas												
S. Carolina												
Totals												

COLLIER'S CAREER STATISTICS

Year	GP-GS	Min-Avg	FG-FGA	Pct	3FG-A	Pct	FT-FTA	Pct	Off-Def-Tot--Avg	PF-FO	Ast	TO	Blk	Stl	Pts	Avg
2017-18	3-0	7-2.3	1-2	.500	0-0	.000	0-0	.000	0-1-1--0.3	3-0	0	1	0	0	2	0.7
TOTAL	3-0	7-2.3	1-2	.500	0-0	.000	0-0	.000	0-1-1--0.3	3-0	0	1	0	0	2	0.7

SEASON STATS



2017-18 Auburn Men's Basketball
Auburn Combined Team Statistics (as of Dec 19, 2017)
All games



RECORD:	OVERALL	HOME	AWAY	NEUTRAL
ALL GAMES	10-1	5-0	2-0	3-1
CONFERENCE	0-0	0-0	0-0	0-0
NON-CONFERENCE	10-1	5-0	2-0	3-1

#	Player	gp-gs	min	avg	Total		3-Point		F-Throw		Rebounds				pf	dq	a	to	blk	stl	pts	avg
					fg-fga	fg%	3fg-fga	3fg%	ft-fa	ft%	off	def	tot	avg								
02	BROWN, Bryce	11-11	352	32.0	59-147	.401	33-94	.351	27-34	.794	10	17	27	2.5	18	0	27	17	4	11	178	16.2
05	HERON, Mustapha	10-10	262	26.2	52-112	.464	12-37	.324	43-53	.811	9	47	56	5.6	23	1	11	20	0	15	159	15.9
01	HARPER, Jared	11-11	314	28.5	35-91	.385	25-52	.481	40-52	.769	7	22	29	2.6	18	1	58	24	0	12	135	12.3
13	MURRAY, Desean	11-11	252	22.9	46-87	.529	7-16	.438	23-30	.767	34	52	86	7.8	23	0	17	28	8	11	122	11.1
24	MCLEMORE, Anfernee	11-5	228	20.7	38-65	.585	5-16	.313	17-21	.810	28	45	73	6.6	29	1	8	14	37	7	98	8.9
04	OKEKE, Chuma	11-0	240	21.8	32-72	.444	12-29	.414	14-19	.737	23	38	61	5.5	25	0	12	8	4	9	90	8.2
14	DUNBAR, Malik	11-1	143	13.0	24-49	.490	7-18	.389	8-13	.615	7	10	17	1.5	22	1	2	10	6	0	63	5.7
10	MITCHELL, Davion	11-0	205	18.6	15-35	.429	5-16	.313	15-19	.789	3	12	15	1.4	22	0	22	14	0	3	50	4.5
00	SPENCER, Horace	11-6	162	14.7	13-22	.591	0-0	.000	10-14	.714	12	39	51	4.6	30	0	8	14	12	13	36	3.3
21	KEIM, Patrick	4-0	9	2.3	1-1	1.000	1-1	1.000	1-4	.250	0	2	2	0.5	2	0	0	2	0	0	4	1.0
54	COLLIER, Thomas	3-0	7	2.3	1-2	.500	0-0	.000	0-0	.000	0	1	1	0.3	3	0	0	1	0	0	2	0.7
25	EASTERLING, Brett	3-0	7	2.3	1-2	.500	0-1	.000	0-0	.000	0	1	1	0.3	0	0	0	0	0	0	2	0.7
41	BLACKSTOCK, Cole	4-0	8	2.0	0-0	.000	0-0	.000	2-2	1.000	0	2	2	0.5	1	0	0	0	0	0	2	0.5
22	MACOY, Will	2-0	6	3.0	0-2	.000	0-0	.000	0-0	.000	1	0	1	0.5	2	0	0	0	0	0	0	0.0
12	WILLIAMS, Devontae	3-0	5	1.7	0-0	.000	0-0	.000	0-0	.000	0	1	1	0.3	1	0	1	2	0	0	0	0.0
Team											13	18	31				1					
Total.....		11	2200		317-687	.461	107-280	.382	200-261	.766	147	307	454	41.3	219	4	166	155	71	81	941	85.5
Opponents.....		11	2200		256-638	.401	103-273	.377	179-245	.731	112	243	355	32.3	223	-	147	175	31	85	794	72.2

TEAM STATISTICS	AU	OPP	Date	Opponent	Score	Att.
SCORING	941	794	11/10/17	NORFOLK STATE	w 102-74	7419
Points per game	85.5	72.2	! 11/16/17	vs Indiana State	w 83-64	2136
Scoring margin	+13.4	-	! 11/17/17	vs Temple	L 74-88	1970
FIELD GOALS-ATT	317-687	256-638	! 11/19/17	vs Hofstra	w 89-78	2263
Field goal pct	.461	.401	11/24/17	WINTHROP	w 119-85	7197
3 POINT FG-ATT	107-280	103-273	11/29/17	at Dayton	w 73-60	13125
3-point FG pct	.382	.377	12/03/17	GEORGE MASON	w 79-63	6164
3-pt FG made per game	9.7	9.4	12/06/17	GARDNER-WEBB	w 80-55	6232
FREE THROWS-ATT	200-261	179-245	12/09/17	UAB	w 85-80	7565
Free throw pct	.766	.731	12/16/17	vs Middle Tennessee	w 76-70	7209
F-Throws made per game	18.2	16.3	12/19/17	at Murray St.	w 81-77	6478
REBOUNDS	454	355				
Rebounds per game	41.3	32.3				
Rebounding margin	+9.0	-				
ASSISTS	166	147				
Assists per game	15.1	13.4				
TURNOVERS	155	175				
Turnovers per game	14.1	15.9				
Turnover margin	+1.8	-				
Assist/turnover ratio	1.1	0.8				
STEALS	81	85				
Steals per game	7.4	7.7				
BLOCKS	71	31				
Blocks per game	6.5	2.8				
ATTENDANCE	34577	33181				
Home games-Avg/Game	5-6915	2-9802				
Neutral site-Avg/Game	-	4-3394				

! = Gildan Charleston Classic (Charleston, SC)
* = Conference game

Score by Periods	1st	2nd	Totals
Auburn	482	459	941
Opponents	358	436	794

LAST 5 GAMES



2017-18 Auburn Men's Basketball
Auburn Combined Team Statistics (as of Dec 22, 2017)



RECORD:	OVERALL	HOME	AWAY	NEUTRAL
ALL GAMES	5-0	3-0	1-0	1-0
CONFERENCE	0-0	0-0	0-0	0-0
NON-CONFERENCE	5-0	3-0	1-0	1-0

#	Player	gp-gs	min	avg	Total		3-Point		F-Throw		Rebounds				pf	dq	a	to	blk	stl	pts	avg
					fg-fga	fg%	3fg-fga	3fg%	ft-fa	ft%	off	def	tot	avg								
02	BROWN, Bryce	5-5	167	33.4	23-66	.348	14-43	.326	13-18	.722	6	7	13	2.6	8	0	15	11	3	6	73	14.6
01	HARPER, Jared	5-5	150	30.0	17-45	.378	14-27	.519	23-30	.767	5	13	18	3.6	7	0	29	15	0	4	71	14.2
05	HERON, Mustapha	4-4	99	24.8	16-34	.471	5-13	.385	19-22	.864	5	18	23	5.8	8	0	3	9	0	6	56	14.0
13	MURRAY, Desean	5-5	121	24.2	22-46	.478	5-12	.417	10-13	.769	15	21	36	7.2	10	0	7	15	3	6	59	11.8
24	MCLEMORE, Anfernee	5-5	110	22.0	16-29	.552	4-9	.444	4-6	.667	14	24	38	7.6	11	0	4	3	18	5	40	8.0
04	OKEKE, Chuma	5-0	107	21.4	12-32	.375	3-12	.250	4-5	.800	13	14	27	5.4	11	0	6	5	2	3	31	6.2
14	DUNBAR, Malik	5-1	77	15.4	12-22	.545	4-9	.444	2-3	.667	4	7	11	2.2	13	1	0	7	5	0	30	6.0
00	SPENCER, Horace	5-0	68	13.6	7-9	.778	0-0	.000	7-9	.778	3	17	20	4.0	10	0	3	5	4	5	21	4.2
10	MITCHELL, Davion	5-0	90	18.0	6-19	.316	3-11	.273	3-4	.750	2	5	7	1.4	9	0	6	4	0	1	18	3.6
54	COLLIER, Thomas	1-0	2	2.0	1-2	.500	0-0	.000	0-0	.000	0	1	1	1.0	0	0	0	0	0	0	2	2.0
21	KEIM, Patrick	1-0	2	2.0	0-0	.000	0-0	.000	0-0	.000	0	0	0	0.0	0	0	0	0	0	0	0	0.0
22	MACOY, Will	1-0	3	3.0	0-2	.000	0-0	.000	0-0	.000	0	0	0	0.0	1	0	0	0	0	0	0	0.0
25	EASTERLING, Brett	1-0	2	2.0	0-0	.000	0-0	.000	0-0	.000	0	1	1	1.0	0	0	0	0	0	0	0	0.0
41	BLACKSTOCK, Cole	1-0	2	2.0	0-0	.000	0-0	.000	0-0	.000	0	1	1	1.0	1	0	0	0	0	0	0	0.0
Team											6	6	12				1					
Total.....		5	1000		132-306	.431	52-136	.382	85-110	.773	73	135	208	41.6	89	1	73	75	35	36	401	80.2
Opponents.....		5	1000		113-290	.390	45-114	.395	74-98	.755	55	110	165	33.0	94	-	64	79	15	47	345	69.0

TEAM STATISTICS	AU	OPP	Date	Opponent	Score	Att.
SCORING	401	345	12/03/17	GEORGE MASON	w 79-63	6164
Points per game	80.2	69.0	12/06/17	GARDNER-WEBB	w 80-55	6232
Scoring margin	+11.2	-	12/09/17	UAB	w 85-80	7565
FIELD GOALS-ATT	132-306	113-290	12/16/17	vs Middle Tennessee	w 76-70	7209
Field goal pct	.431	.390	12/19/17	at Murray St.	w 81-77	6478
3 POINT FG-ATT	52-136	45-114	! = Gildan Charleston Classic (Charleston, SC)			
3-point FG pct	.382	.395	* = Conference game			
3-pt FG made per game	10.4	9.0				
FREE THROWS-ATT	85-110	74-98				
Free throw pct	.773	.755				
F-Throws made per game	17.0	14.8				
REBOUNDS	208	165				
Rebounds per game	41.6	33.0				
Rebounding margin	+8.6	-				
ASSISTS	73	64				
Assists per game	14.6	12.8				
TURNOVERS	75	79				
Turnovers per game	15.0	15.8				
Turnover margin	+0.8	-				
Assist/turnover ratio	1.0	0.8				
STEALS	36	47				
Steals per game	7.2	9.4				
BLOCKS	35	15				
Blocks per game	7.0	3.0				
ATTENDANCE	19961	13687				
Home games-Avg/Game	3-6654	1-6478				
Neutral site-Avg/Game	-	1-7209				

Score by Periods	1st	2nd	Totals
Auburn	212	189	401
Opponents	157	188	345

LAST YEAR VS. UCONN



Official Basketball Box Score -- Game Totals -- Final Statistics

Auburn vs UConn
12/23/16 2:30 p.m. at XL Center - Hartford, Conn.
**Auburn 70 • 10-2**

#	Player		Total			3-Ptr			Rebounds			PF	TP	A	TO	Blk	Stl	Min
			FG-FGA	FG-FGA	FT-FTA	FG-FGA	FG-FGA	FT-FTA	Off	Def	Tot							
03	Purifoy, Danjel	f	1-10	1-6	2-2				2	13	15	2	5	1	1	0	0	44
50	WILEY, Austin	c	3-5	0-0	1-4				3	0	3	1	7	1	0	0	0	20
01	Harper, Jared	g	8-17	1-5	5-6				0	5	5	1	22	5	3	0	4	33
05	Heron, Mustapha	g	5-22	1-5	4-5				3	5	8	2	15	0	1	0	0	36
23	Lang, TJ	g	1-4	1-3	0-1				2	0	2	1	3	0	0	0	0	24
00	Spencer, Horace		0-0	0-0	0-0				0	0	0	1	0	0	1	1	0	3
04	Dunans, T.J.		3-10	1-2	0-0				0	2	2	4	7	0	3	1	0	30
12	Smith, LaRon		0-1	0-0	0-0				1	0	1	2	0	0	0	0	0	4
24	McLemore, Anfernee		3-4	0-0	3-3				2	3	5	4	9	0	1	2	0	18
31	Waddell, Devin		0-0	0-0	0-0				0	0	0	0	0	0	0	0	0	2
35	Johnson, Ronnie		1-3	0-1	0-0				0	0	0	0	2	0	0	0	0	11
Team									6	4	10							
Totals			25-76	5-22	15-21				19	32	51	18	70	7	10	4	4	225

FG % 1st Half: 10-34 29.4% 2nd half: 11-32 34.4% OT: 4-10 40.0% Game: 25-76 32.9% Deadball
 3FG % 1st Half: 4-14 28.6% 2nd half: 0-7 0.0% OT: 1-1 100.0 Game: 5-22 22.7% Rebounds
 FT % 1st Half: 6-7 85.7% 2nd half: 8-10 80.0% OT: 1-4 25.0% Game: 15-21 71.4% 5

UConn 67 • 5-6

#	Player		Total			3-Ptr			Rebounds			PF	TP	A	TO	Blk	Stl	Min
			FG-FGA	FG-FGA	FT-FTA	FG-FGA	FG-FGA	FT-FTA	Off	Def	Tot							
05	JACKSON, Vance	f	1-9	1-8	3-4				2	7	9	3	6	1	0	0	1	33
12	FACEY, Kentan	f	6-10	0-0	3-4				4	10	14	3	15	1	0	4	0	42
35	BRIMAH, Amida	c	2-2	0-0	2-4				0	2	2	4	6	0	2	3	1	27
02	ADAMS, Jalen	g	4-8	1-2	0-0				0	0	0	3	9	2	1	0	1	19
15	PURVIS, Rodney	g	5-22	1-13	9-10				2	5	7	2	20	3	5	0	1	43
01	VITAL, Christian		1-6	1-5	0-0				0	4	4	5	3	4	2	2	0	35
13	ENOCH, Steven		4-7	0-0	0-1				2	4	6	3	8	0	1	1	0	18
23	DURHAM, Juwan		0-1	0-0	0-2				1	0	1	1	0	0	0	0	0	8
Team									2	1	3							
Totals			23-65	4-28	17-25				13	33	46	24	67	11	11	10	4	225

FG % 1st Half: 13-36 36.1% 2nd half: 9-24 37.5% OT: 1-5 20.0% Game: 23-65 35.4% Deadball
 3FG % 1st Half: 1-11 9.1% 2nd half: 2-13 15.4% OT: 1-4 25.0% Game: 4-28 14.3% Rebounds
 FT % 1st Half: 4-9 44.4% 2nd half: 9-10 90.0% OT: 4-6 66.7% Game: 17-25 68.0% 5

Officials: Michael Stephens, Doug Shows, Joe Lindsay

Technical fouls: Auburn-None. UConn-None.

Attendance: 12051

Score by periods	1st	2nd	OT	Total
Auburn	30	30	10	70
UConn	31	29	7	67

	In	Off	2nd	Fast	
Points	Paint	T/O	Chance	Break	Bench
AU	38	13	11	11	18
UConn	28	14	6	6	11

Last FG - AU OT-00:27, UCONN OT-03:30.
 Largest lead - AU by 6 2nd-04:49, UCONN by 7 1st-11:57.
 AU led for 12:23. UCONN led for 30:05. Game was tied for 02:32.

Score tied - 5 times.
 Lead changed - 13 times.

MEDIA SPOT CHART

(probable starters in orange)



0

HORACE SPENCER

	GP-GS	PPG	RPG	APG	FG%	FT%
2017-18	11-6	3.3	4.6	0.7	.591	.714
Career	61-36	4.7	4.4	0.5	.475	.517

JR » F » 6-8 » 225 » Philadelphia, Pa. » Findlay Prep
 • Since moving to bench role (Dec. 3), shooting 78%, avg 4.2 ppg, 4.0 rpg
 • 105 career blk tied w/ Kenny Gabriel for 8th in program history
 • LAST GAME: 0 pts, 4 reb, 2 blk in 7 min at Murray State (Dec. 19)

Career-Highs

Pts	13
Reb	11
Ast	2 (9x)
Blk	7
Min	29



1

JARED HARPER

	GP-GS	PPG	RPG	APG	FG%	FT%
2017-18	11-11	12.3	2.6	5.3	.385	.769
Career	43-41	11.6	2.1	3.6	.385	.722

SO » G » 5-10 » 170 » Mableton, Ga. » Pebblebrook HS
 • Shooting 52% from 3-pt range in last 5 games (14.2 ppg)
 • Made 22 of 26 FT under 4 min this season (team-best)
 • LAST GAME: 17 pts, 6 reb, 4 asts in 33 min at Murray State (Dec. 19)

Career-Highs

Pts	24
Reb	6
Ast	10
Stl	4 (2x)
Min	35



2

BRYCE BROWN

	GP-GS	PPG	RPG	APG	FG%	FT%
2017-18	11-11	16.2	2.5	2.5	.401	.794
Career	69-35	10.0	2.0	1.2	.361	.776

JR » G » 6-3 » 198 » Stone Mountain, Ga. » Tucker HS
 • Made multiple 3s in 9 of 11 games this season
 • Held defensive assignment to 35% FG (45-127) and 26 TO thru 11 gm
 • LAST GAME: 15 pts, 2 asts, 1 blk in 35 min at Murray State (Dec. 19)

Career-Highs

Pts	31
Reb	6
Ast	5 (2x)
Stl	3 (6x)
Min	36 (2x)



3

DANJEL PURIFOY

	GP-GS	PPG	RPG	APG	FG%	FT%
2017-18	-	-	-	-	-	-
Career	29-25	11.5	4.7	1.8	.398	.879

SO » F » 6-7 » 230 » Centreville, Ala. » Hargrave Military Academy
 • Has not played this season
 • Led team with 88% shooting from the foul line last year
 • LAST GAME: DNP at Murray State (Dec. 19)

Career-Highs

Pts	27 (2x)
Reb	15
Ast	9
Stl	3 (6x)
Min	39



4

CHUMA OKEKE

	GP-GS	PPG	RPG	APG	FG%	FT%
2017-18	11-0	8.2	5.5	1.1	.444	.737
Career	11-0	8.2	5.5	1.1	.444	.737

FR » F » 6-8 » 230 » Atlanta, Ga. » Westlake HS
 • Team is 9-0 when he pulls down 5+ boards and plays 20+ min
 • Made a 3-pt shot in 5 of last 7 games
 • LAST GAME: 2 pts, 6 reb, 1 blk in 20 min at Murray State (Dec. 19)

Career-Highs

Pts	15
Reb	8 (2x)
Ast	3
Blk	1 (4x)
Min	27



5


MUSTAPHA HERON

	GP-GS	PPG	RPG	APG	FG%	FT%
2017-18	10-10	15.9	5.6	1.1	.464	.811
Career	42-42	15.3	6.0	1.3	.447	.779

SO » G » 6-5 » 218 » Waterbury, Conn. » Sacred Heart HS
 • Team-high 18.6 ppg during 8-game winning streak; also 6.3 rpg
 • Had 15 pts, 8 reb in 36 min in homecoming at UConn last year
 • LAST GAME: 16 pts, 8 reb, 1 ast in 29 min at Murray State (Dec. 19)

Career-Highs

Pts	31
Reb	14
Ast	5
Stl	4
Min	36 (2x)



10

DAVION MITCHELL

	GP-GS	PPG	RPG	APG	FG%	FT%
2017-18	11-0	4.5	1.4	2.0	.429	.789
Career	11-0	4.5	1.4	2.0	.429	.789

FR » G » 6-1 » 200 » Hinesville, Ga. » Liberty County
 • Team is 7-0 when he plays 20+ min off the bench
 • Known for on-ball defense and ability to create off the dribble
 • LAST GAME: 0 pts, 1 stl in 13 min at Murray State (Dec. 19)

Career-Highs

Pts	10
Reb	4
Ast	5
Stl	1 (2x)
Min	25



13

DESEAN MURRAY

	GP-GS	PPG	RPG	APG	FG%	FT%
2017-18	11-11	11.1	7.8	1.5	.529	.575
Career	62-62	17.1	7.7	1.6	.534	.713

JR » F » 6-3 » 225 » Stanley, N.C. » Presbyterian College
 • Despite being undersized, leads AU and ranks 5th in SEC in reb
 • Avg 14.5 ppg, 7.0 reb, while shooting 51% from floor in last 4 games
 • LAST GAME: 18 pts, 9 reb, 3 asts, in 28 min at Murray State (Dec. 19)

Career-Highs

Pts	34
Reb	18
Ast	8
Blk	4
Min	37



14


MALIK DUNBAR

	GP-GS	PPG	RPG	APG	FG%	FT%
2017-18	11-1	5.7	1.5	0.2	.490	.615
Career	70-58	11.8	5.0	1.1	.452	.713

JR » G/F » 6-6 » 230 » North Augusta, S.C. » Col. of Central Florida
 • Went 3-for-3 from downtown in win at Murray State
 • Blocked 5 shots in last 4 games
 • LAST GAME: 9 pts, 1 reb, 3 blk in 14 min at Murray State (Dec. 19)

Career-Highs

Pts	32
Reb	12 (2x)
Ast	8
Blk	4
Min	40 (2x)



21


PATRICK KEIM

	GP-GS	PPG	RPG	APG	FG%	FT%
2017-18	4-0	1.0	0.5	0.0	1.000	1.000
Career	40-0	0.5	0.5	0.3	.227	.353

SR » G » 6-0 » 186 » Birmingham, Ala. » Mountain Brook HS
 • Former walk-on awarded scholarship after Gardner-Webb game (Dec. 6)
 • Lone senior on roster appeared in 40 career games
 • LAST GAME: DNP at Murray State (Dec. 19)

Career-Highs

Pts	3 (5x)
Reb	2 (5x)
Ast	2
Stl	1 (4x)
Min	19



22


WILL MACOY

	GP-GS	PPG	RPG	APG	FG%	FT%
2017-18	2-0	0.0	0.5	0.0	.000	.000
Career	6-0	1.3	0.3	0.0	.375	.000

SO » G » 6-4 » 190 » Birmingham, Ala. » Vestavia Hills HS
 • Walk-on with loads of athleticism, primarily practice squad player
 • Played in 2 games this season
 • LAST GAME: DNP at Murray State (Dec. 19)

Career-Highs

Pts	8
Reb	1 (2x)
Ast	-
Stl	1
Min	5



24


ANFERNEE MCLEMORE

	GP-GS	PPG	RPG	APG	FG%	FT%
2017-18	11-5	8.9	6.6	0.7	.585	.810
Career	43-6	6.3	5.0	0.3	.645	.658

SO » F » 6-7 » 220 » Warwick, Ga. » Worth County HS
 • Already matched blk total from last year (37); leads SEC, 8th nationally
 • Avg 8.0 ppg, 7.6 reb, 3.6 blk across last 5 games
 • LAST GAME: 4 pts, 5 reb, 1 blk in 21 min at Murray State (Dec. 19)

Career-Highs

Pts	19 (2x)
Reb	13
Ast	2 (3x)
Blk	6
Min	28



41


COLE BLACKSTOCK

	GP-GS	PPG	RPG	APG	FG%	FT%
2017-18	4-0	0.5	0.5	0.0	.000	1.000
Career	12-0	0.6	0.3	0.0	1.000	1.000

JR » F » 6-9 » 260 » Killen, Ala. » Brooks HS
 • Walk-on who competes primarily as practice squad player
 • Made every shot (1-1) and free throw attempt (5-5) in his career
 • LAST GAME: DNP at Murray State (Dec. 19)

Career-Highs

Pts	3
Reb	2
Ast	-
Blk	-
Min	3 (3x)



50

AUSTIN WILEY

	GP-GS	PPG	RPG	APG	FG%	FT%
2017-18	-	-	-	-	-	-
Career	23-22	8.8	3.5	0.2	.584	.491

SO » C » 6-11 » 260 » Hoover, Ala. » Calusa Prep
 • Has not played this season
 • Captained USA U19 World Cup Team during summer
 • LAST GAME: DNP at Murray State (Dec. 19)

Career-Highs

Pts	25
Reb	11
Ast	1 (5x)
Blk	4 (3x)
Min	26