



2019 AUBURN BASEBALL

AUBURN ATHLETICS COMMUNICATIONS: 392 SOUTH DONAHUE DRIVE || AUBURN, AL 36849 || AUBURNTIGERS.COM || @AUBURN_BASEBALL

2019 SCHEDULE

Day	Date	Opponent	Time/Result
FRI.	FEB. 15	GEORGIA SOUTHERN (SECN+)	W, 11-2
SAT.	FEB. 16	GEORGIA SOUTHERN (SECN+)	L, 5-7 (13)
SUN.	FEB. 17	GEORGIA SOUTHERN	W, 4-3 (13)
TUE.	FEB. 19	ALABAMA A&M (SECN+)	W, 10-1
WED.	FEB. 20	ALABAMA A&M	W, 10-2
Fri.	Feb. 22	at UCF (UCFKnights.TV)	W, 4-1
Sat.	Feb. 23	at UCF (UCFKnights.TV)	L, 1-6
Sun.	Feb. 24	at UCF (UCFKnights.TV)	W, 13-9
FRI.	MAR. 1	CINCINNATI (SECN+)	W, 5-0
SAT.	MAR. 2	CINCINNATI (SECN+)	W, 5-0
SAT.	MAR. 2	CINCINNATI (SECN+)	W, 9-5
TUE.	MAR. 5	UT MARTIN (SECN+)	W, 15-9
WED.	MAR. 6	UT MARTIN (SECN+)	W, 2-0
FRI.	MAR. 8	UTSA (SECN+)	W, 6-0
SAT.	MAR. 9	UTSA	W, 5-0
SAT.	MAR. 9	UTSA	W, 8-3
Tue.	Mar. 12	at South Alabama (JagNation TV)	W, 6-2
FRI.	MAR. 15	#21 TENNESSEE* (SECN+)	W, 2-0
SAT.	MAR. 16	#21 TENNESSEE* (SECN)	W, 5-2
SUN.	MAR. 17	#21 TENNESSEE* (SECN+)	W, 5-3
Tue.	Mar. 19	at UAB (C-USA TV)	W, 13-5
Fri.	Mar. 22	at #4 Mississippi State (SECN+)	W, 6-5
Sat.	Mar. 23	at #4 Mississippi State (SECN+)	L, 2-15
Sun.	Mar. 24	at #4 Mississippi State (SECN+)	L, 15-20
Tue.	Mar. 26	vs. Alabama% (SECN)	L, 3-6
Fri.	Mar. 29	at South Carolina (SECN+)	W, 4-2
Sat.	Mar. 30	at South Carolina (SECN)	L, 0-4
Sun.	Mar. 31	at South Carolina (SECN)	W, 7-5
TUE.	APR. 2	GEORGIA TECH (SECN+)	L, 3-9
FRI.	APR. 5	#9 ARKANSAS (SECN+)	W, 6-3
FRI.	APR. 5	#9 ARKANSAS (SECN+)	L, 6-9 (15)
SAT.	APR. 6	#9 ARKANSAS (SECN+)	L, 0-8
TUE.	APR. 9	JACKSONVILLE STATE (SECN+)	L, 6-11
Fri.	Apr. 12	at #12 Texas A&M (SECN+)	L, 0-4
Sat.	Apr. 13	at #12 Texas A&M (SECN+)	W, 7-0
Sun.	Apr. 14	at #12 Texas A&M (SECN+)	L, 1-4
Tue.	Apr. 16	at #16 Georgia Tech (ACC Extra)	L, 6-11
THU.	APR. 18	#17 OLE MISS (SECN+)	W, 7-4
FRI.	APR. 19	#17 OLE MISS (SECN+)	L, 3-5
SAT.	APR. 20	#17 OLE MISS (SECN+)	W, 6-5 (10)
Tue.	Apr. 23	at Jacksonville State (ESPN+)	W, 14-2
Thu.	Apr. 25	at #4 Vanderbilt (ESPN)	L, 6-12
Fri.	Apr. 26	at #4 Vanderbilt (SECN)	L, 2-5
Sat.	Apr. 27	at #4 Vanderbilt (SECN+)	L, 5-9
FRI.	MAY 3	ALABAMA (SECN+)	W, 5-1
SAT.	MAY 4	ALABAMA (SECN)	L, 6-7
SUN.	MAY 5	ALABAMA (SECN)	W, 17-7
TUE.	MAY 7	UAB (SECN+)	L, 4-6
FRI.	MAY 10	#7 GEORGIA (SECN+)	L, 2-11
SAT.	MAY 11	#7 GEORGIA (SECN+)	W, 4-3 (10)
SAT.	MAY 11	#7 GEORGIA (SECN+)	L, 8-10
TUE.	MAY 14	NORTH ALABAMA	W, 8-7 (11)
Thu.	May 16	at #20 LSU (SECN+)	L, 1-7
Fri.	May 17	at #20 LSU (SECN+)	L, 1-5
Sat.	May 18	at #20 LSU (SECN+)	W, 5-4 (11)

POSTSEASON

Tue.	May 21	vs. #21 Tennessee	W, 5-3
Wed.	May 22	vs. #2 Vanderbilt	4:30 pm
Fri.	May 31	NCAA Regionals	TBA
Fri.	Jun. 7	NCAA Super Regionals	TBA
Sat.	Jun. 15	NCAA College World Series	TBA

Home games in **BOLD CAPS**

All home games at Plainsman Park | All times central % - 11th annual MAX Capital City Classic (Montgomery, Ala.)

Rankings reflect USA TODAY Coaches Poll



GAME 57

HOOVER, ALA. (Hoover Met Stadium)



#8 **AUBURN TIGERS** (33-23, 14-16 SEC)

Head Coach: Butch Thompson (Birmingham-Southern, 1992)

Career Record: 175-117 (5th season) | Record at Auburn: 136-105 (4th season)

VS.



#1 **VANDERBILT COMMODORES** (45-10, 23-7 SEC)

Head Coach: Tim Corbin (Ohio Wesleyan, 1984)

Career Record: 832-490-1 (22nd season) | Record at VU: 726-352-1 (17th season)

» QUICK HITTERS

- Auburn won its SEC Tournament opener for the third straight season and fourth straight appearance by defeating Tennessee, 5-3, Tuesday. The Tigers have now won a game in Hoover in three straight seasons for the first time since 1997-99.
- Judd Ward and Edouard Julien combined for four of Auburn's seven hits against Tennessee and drove in all five of the team's runs.
- Bailey Horn pitched a season-high 4.0 innings in relief and allowed one run on one hit with one walk and a season-high six strikeouts.
- Kyle Gray will make his third start of the season and first since Feb. 23 at UCF Wednesday. Gray, a transfer from Blinn Junior College, began the season as the Sunday starter. He hasn't allowed a run in three outings and 7.0 innings pitched.
- Wednesday's matchup marks the sixth between Auburn and Vanderbilt in the SEC Tournament and the first since 2003. Auburn won that contest, 3-1, but the Commodores hold a 3-2 advantage against the Tigers in SEC postseason play.

PITCHING MATCHUP

AUBURN

VANDERBILT

WED | R-JR LHP Kyle Gray

(2-3, 4.87) vs. SO RHP Mason Hickman

(6-0, 2.26)

GAME INFO

Date: Wednesday, May 22, 2019

Game Time: 4:30 pm CT

Site: Hoover Ala. / Hoover Met Stadium (10,800)

TV: SEC Network

• Talent: Tom Hart (p xp), Todd Walker (analyst), Kyle Peterson (analyst), Kris Budden (reporter)

Radio: WTGZ-93.9 FM | WQSI - 95.9 FM

• Talent: Rod Bramblett, Andy Burcham

Live Stats: StatBroadcast.com

Twitter Updates: @AuburnBaseball

Postgame Recap: AuburnTigers.com

Series History: Auburn leads, 96-63

Auburn: Auburn leads, 54-22

Nashville: Auburn trails, 30-38

Neutral Site: Series tied, 3-3

Last Meeting: Auburn lost, 5-9, in Nashville (4/27/19)

Streak: L3

AUBURN

33-23, 14-16 SEC

Team Leaders

Batting Average:	JR DH Conor Davis (.292)
Runs:	SO IF Edouard Julien (42)
2B:	Two tied (14)
HR:	Two tied (8)
RBI:	SO IF Edouard Julien (47)
Stolen Bases:	JR IF Will Holland (14-17)

VANDERBILT

45-10, 23-7 SEC

Head Coach: Tim Corbin (Ohio Wesleyan, 1984)

Career: 832-490-1 (22nd season)

at VU: 726-352-1 (17th season)

Team Leaders

Batting Average:	SO IF Austin Martin (.432)
2B:	Two tied (18)
HR:	JR OF JJ Bleday (25)
RBI:	JR OF JJ Bleday (64)

POTENTIAL STARTING LINEUP

Pos.	#	Player	AVG	AB	R	H	2B	3B	HR	RBI	SB-SBA	BB
C	6	Matt Scheffler	.273	183	29	50	10	0	2	25	5-6	15
1B	4	Rankin Woley	.276	214	28	59	14	1	3	36	2-2	17
2B	9	Ryan Bliss	.275	207	41	57	10	1	2	32	10-12	30
3B	10	Edouard Julien	.238	202	42	48	14	1	8	47	3-5	38
SS	17	Will Holland	.245	196	40	48	9	0	8	27	14-17	29
LF	1	Judd Ward	.278	212	37	59	10	2	4	29	5-7	33
CF	16	Kason Howell	.259	189	24	49	8	0	0	25	13-15	19
RF	41	Steven Williams	.230	200	33	46	6	2	6	23	3-3	32
DH	24	Conor Davis	.292	209	30	61	9	1	6	32	2-2	16

AUBURN'S RECORD WHEN...

	2019	Under Thompson
Overall	33-23	136-105
SEC	14-16	53-66
Non-Conference	18-7	76-34
Postseason	1-0	10-8
Home	22-10	93-44
Away	10-12	31-51
Neutral	1-1	12-9
Current streak	W2	--
Last 5 games	3-2	--
Last 10 games	5-5	--

Situational:

AU scores first	14-8	86-35
Opp. scores first	19-15	50-70
AU scores 4+ runs	31-10	123-43
AU scores 3 runs or less	2-13	13-62
AU leads after 7 innings	26-1	111-9
8 innings	31-1	130-7
AU trails after 7 innings	2-18	9-80
8 innings	1-21	3-86
Game tied after 7 innings	5-4	15-13
8 innings	1-1	2-9
Extra Innings	5-2	6-10
1-run games	6-1	28-26
2-run games	6-4	16-5
3-run games	4-4	17-16
Games decided by 5+ runs	13-10	65-33
vs. LH Starter	7-5	40-31
vs. RH Starter	26-18	94-74
More hits than opponent	19-3	97-17
Fewer hits than opponent	8-18	24-81
Hits are tied	6-2	13-8
AU has 10+ hits	15-9	80-40
Opp. has 10+ hits	10-16	34-67
Hit a home run	19-8	86-33
Opp. hits a home run	13-14	54-63
AU quality start	8-1	50-18
Opp. quality start	8-8	17-43
AU commits no errors	15-6	57-26
Opp. commits no error	10-9	35-52

By Day:

Sunday	5-2	20-18
Monday	0-0	0-2
Tuesday	7-5	30-16
Wednesday	2-0	10-2
Thursday	1-2	5-10
Friday	9-6	34-23
Saturday	9-8	35-34
Day Games (first pitch before 6 p.m.)	19-8	78-53
Night Games (first pitch after 6 p.m.)	14-15	58-52
Doubleheaders	6-2	18-10

By Month:

February	6-2	26-7
March	16-4	52-24
April	5-11	31-36
May	6-6	20-33
June	0-0	6-4

By Jersey:

White	9-4	42-19
Blue	4-6	20-20
Orange	9-5	31-19
Gray	5-5	15-30
Pinstripes	6-3	18-13
Blue/Camo Hat	0-0	1-1
Cream Throwback	0-0	8-2

UNIVERSITY INFORMATION

Location	Auburn, Ala.
Enrollment	29,776
Founded	October 1, 1856
Nickname	Tigers
Colors	Burnt Orange and Navy Blue
President	Dr. Steven Leath
Athletics Director	Allen Greene
Conference	Southeastern (SEC West)
Stadium / Capacity	Samford Stadium-Hitchcock Field at Plainsman Park / 4,096
Ticket Office Phone	855-282-2010

BASEBALL COACHING / SUPPORT STAFF

Head Coach	Butch Thompson (Birmingham-Southern, 1992)
Record at Auburn / Seasons	136-105 (.564) / 4th
Career Coaching Record / Seasons	175-117 (.599) / 5th

Assistant Coach	Karl Nonemaker (Vanderbilt, 2002)
Assistant Coach	Gabe Gross (Auburn, 2012)
Volunteer Assistant	Steve Smith (Baylor, 1986)

Athletic Admin.	Randall Dickey (Ouachita Baptist, 1983)
Player Development & Data Analyst	Blake Beck (Troy, 2014)
Athletic Trainer	Anthony Sandersen (South Dakota State, 2004)
Strength & Conditioning	Chris Joyner (Minnesota State - Mankato, 2001)

PROGRAM HISTORY

Modern Era Program Record (since 1949)	1,945-1,338-4 (.593)
College World Series Appearances / Last	4 / 1997
College World Series Record	3-8 (.273)
NCAA Regional Appearances / Last	21 / 2018
NCAA Regional Record	48-45 (.516)
NCAA Super Regional Appearances / Last	2 / 2018
NCAA Super Regional Record	1-4 (.200)
Last Postseason Opponent	Florida / 2018
Result	Gainesville (Fla.) Super Regional Lost, 3-2

POSTSEASON HISTORY

College World Series Appearances: 4 (1967, 1976, 1994, 1997)

Super Regional Appearances: 2 (1999, 2018)

NCAA Regional Appearances: 21 (1963, 1967, 1976, 1978, 1987, 1989, 1993-95, 1997-2003, 2005, 2010, 2015, 2017, 2018)

NCAA Regional Titles: 6 (1967, 1976, 1994, 1997, 1999, 2018)

MEDIA RELATIONS

Baseball Contact: George Nunnelley, Asst. Director - Athletics Comm.
Cell: 502-609-9982
Email: gnunnelley@auburn.edu
Twitter: @gnunnelley
Associate AD: Kirk Sampson

2019 AUBURN BASEBALL ROSTER

No.	Name	Pos.	Cl.	B/T	Ht.	Wt.	Exp.	Hometown (Previous School)
1	Judd Ward	OF	So.	L/R	6-1	195	1L	Russellville, Ala. (Russellville)
2	Everett Lau	IF/OF	Jr.	L/R	5-10	185	JC	Oahu, Hawaii (College of San Mateo)
3	Devin Warner	OF/IF	Fr.	S/R	6-3	205	HS	Cartersville, Ga. (Cartersville)
4	Rankin Woley	IF	Jr.	R/R	6-0	210	JC	Atlanta, Ga. (Chattahoochee Valley)
5	Jarrett Eaton	OF	Fr.	L/R	5-9	162	HS	Mobile, Ala. (St. Paul's Episcopal)
6	Matt Scheffler	C	Jr.	R/R	6-2	190	JC	Kirkland, Wash. (Pierce)
7	Ed Johnson	IF	Fr.	R/R	6-2	195	HS	Trussville, Ala. (Hewitt-Trussville)
8	Bailey Horn	LHP	R-So.	L/L	6-2	212	JC	West, Texas (McLennan)
9	Ryan Bliss	IF	Fr.	R/R	5-9	165	HS	LaGrange, Ga. (Troup)
10	Edouard Julien	IF	So.	L/R	6-1	183	1L	Quebec City, Canada (Cardinal-Roy)
11	Chase Hall	C	R-Jr.	R/R	6-2	215	RS	Roanoke, Ala. (Southern Union)
12	Ryan Hoerter	RHP	So.	R/R	6-6	191	1L	Kenosha, Wisc. (Indian Trail)
13	Davis Daniel	RHP	Jr.	R/R	6-1	190	2L	Montgomery, Ala. (St. James)
14	Elliott Anderson	LHP	Jr.	L/L	6-3	212	2L	Cartersville, Ga. (Cartersville)
16	Kason Howell	OF	Fr.	R/R	6-0	185	HS	Argyle, Texas (Liberty Christian)
17	Will Holland	IF	Jr.	R/R	5-11	185	2L	Lawrenceville, Ga. (Collins Hill)
18	Brooks Fuller	LHP	Fr.	L/L	6-2	215	HS	Auburn Ala. (Auburn)
19	Brody Moore	IF	Fr.	R/R	6-0	185	HS	Oneonta, Ala. (Oneonta)
20	Cody Greenhill	RHP	So.	R/R	6-4	216	1L	Russellville, Ala. (Russellville)
21	Jackson Henderson	IF/OF	Jr.	R/R	6-0	175	JC	Selma, Ala. (Lurleen B. Wallace)
22	Ford Luttrell	RHP	R-Fr.	L/R	6-0	181	RS	Madison, Ala. (Bob Jones)
23	Peyton Glavine	LHP	So.	R/L	5-11	176	1L	Alpharetta, Ga. (Blessed Trinity Catholic)
24	Conor Davis	IF	Jr.	R/R	6-3	227	2L	Roswell, Ga. (Blessed Trinity Catholic)
25	Dawson Sweatt	LHP	Fr.	R/L	6-2	190	HS	Fayetteville, Ga. (Starr's Mill)
26	Troy Bearden	OF/C	Fr.	R/R	6-2	220	HS	Trussville, Ala. (Next Level Baseball Academy)
29	Carson Skipper	LHP	Fr.	L/L	6-3	195	HS	Trussville, Ala. (Hewitt-Trussville)
31	Blake Schilleci	LHP	Sr.	L/L	5-10	198	1L	Birmingham, Ala. (Wallace-Hanceville)
32	Tanner Burns	RHP	So.	R/R	6-0	205	1L	Decatur, Ala. (Decatur)
33	Will Morrison	RHP	Fr.	R/R	6-2	180	HS	Cullman, Ala. (Cullman)
36	Kyle Gray	LHP	R-Jr.	L/L	5-10	205	JC	Austin, Texas (Blinn)
37	Ryan Watson	RHP	Jr.	R/R	6-5	215	2L	Auburn, Ala. (Auburn)
38	Brett Olson	IF	R-Sr.	L/L	6-2	225	1L	Newport Beach, Calif. (Corona Del Mar)
40	Garrett Wade	LHP	Fr.	L/L	6-2	205	HS	Hartselle, Ala. (Hartselle)
41	Steven Williams	OF/C	So.	L/R	6-3	216	1L	Albany, Ga. (Deerfield-Windsor)
43	Richard Fitts	RHP	Fr.	R/R	6-3	185	HS	Helena, Ala. (Helena)
44	Jack Owen	LHP	So.	L/L	6-2	174	1L	Aliso Viejo, Calif. (J Serra)

COACHES & STAFF

30	Butch Thompson	Head Coach	Fourth Year
35	Karl Nonemaker	Assistant Coach	Second Year
39	Gabe Gross	Assistant Coach	Second Year
34	Steve Smith	Volunteer Assistant Coach	Second Year
	Greg Drye	Director of Operations	Fourth Year
	Randall Dickey	Athletic Administrator	Fifth Year
	Anthony Sandersen	Athletic Trainer	Second Year
	Blake Beck	Player Development & Data Analyst	Third Year
	Chris Joyner	Strength & Conditioning	First Year

PRONUNCIATION GUIDE

Ryan HOERTER HOR-ter
 EDOUARD JULIEN ED-whah joo-lee-EN
 Everett LAU Rhymes with 'now'
 Ford LUTTRELL LUH-trull
 Blake SCHILLECI sha-LAY-see
 Rankin WOLEY WOE-lee

THE AUBURN SKIPPER

- Seven College World Series appearances / 16 postseason appearances
- 2013 National Runner-up (Mississippi State)
- 2001 National Champion (Birmingham-Southern)
- 2014 Baseball America/ABCA National Assistant Coach of the Year
- 2006 FCA Coach of the Year
- Coached 14 pitchers who went on to pitch in the Major Leagues
- Recruited and coached 29 pitchers who were drafted out of college that weren't drafted out of high school

Butch Thompson enters his fourth season at the helm of the program in 2019. Thompson, who spent three seasons as an assistant coach and recruiting coordinator at Auburn from 2006-08, returned to the Plains after seven seasons at Mississippi State as both associate head coach and pitching coach.

Butch Thompson was named Auburn's head baseball coach on October 22, 2015 and enters his fourth season with the Tigers in 2019.

Thompson, who spent three seasons as an assistant coach and recruiting coordinator at Auburn from 2006-08, returned to The Plains after seven seasons at Mississippi State as both associate head coach and pitching coach.

Widely regarded as one of the premier pitching coaches in the country, he has seen 14 of his former pitchers make their Major League Baseball debuts, including eight since 2014. Thompson has also turned 29 pitchers who went undrafted out of high school into MLB draft picks.

Thompson had three pitchers drafted in the first 11 rounds in 2014 and five pitchers drafted, including three in the top 10 rounds, in 2013. He added a first-round selection in the 2016 draft, a third-round pick in Keegan Thompson in 2017 and the first No. 1 overall pick in program history in Casey Mize in 2018.

Along with his pitching pedigree, Thompson is also considered one of the top recruiters in the country. Since 2003, he has secured 12 recruiting classes that were ranked in the top 10 by either Baseball America or Perfect Game, including the No. 5 signing class in 2017 and a program record No. 4 class in 2018. His classes signed from 2006-08 at Auburn each ranked in the top 18 nationally, including the No. 5 class in 2008.

A native of Amory, Miss., Thompson has coached 26 Division I All-Americans and 38 all-conference performers. He has made 16 postseason appearances, including seven trips to the College World Series, and guided Birmingham-Southern to a NAIA National Championship in 2001 and was a national runner-up at Mississippi State in 2013.

Thompson was named the 2006 Fellowship of Christian Athletes SEC Coach of the Year while at Auburn and the 2014 Baseball America and American Baseball Coaches Association (ABCA) National Assistant Coach of the Year while at Mississippi State.

Thompson has already made his mark in his first three seasons at Auburn as he became the fourth head coach in program history to notch his 100th win in his third season at the helm. Thompson has guided the Tigers to a 103-82 overall record and has taken the team to back-to-back NCAA regionals for the first time in 15 years. After tying the 2010 team for the most wins (43) in a season since 1999 and advancing to its first super regional since that same season, Auburn's 2018 team finished the year ranked No. 9 by USA TODAY, marking the program's highest ranking to end a season since 1998.

In seven seasons at MSU, Thompson made four NCAA regional trips, two Super Regionals, won the SEC Tournament and advanced to the College World Series finishing as NCAA runner-up in 2013. In three of the last four seasons, the Bulldogs' staff ERA finished no higher than 3.06. Thompson's 2013 pitching staff was one of two nationally to finish in the top 15 in ERA, strikeouts per nine innings and hits allowed per nine innings.

In addition to his experience at Auburn and Mississippi State, Thompson also spent five seasons at Georgia from 2002-05, including a trip to the College World



Series in 2004. While there he guided the development of future Major Leaguers Josh Fields, Mitchell Boggs and Brooks Brown.

Thompson launched his coaching career as pitching coach and top assistant at Huntingdon College (Ala.) in 1993, before returning to his alma mater in Birmingham, where he helped lead the Panthers to back-to-back Southern States Conference championships and in 1995 coached BSC to its first NAIA World Series berth.

Thompson left BSC briefly to serve as head coach at Jefferson State Community College in Birmingham in 1997. While at JSCC, he was honored as the Regional Tournament Coach of the Year, the ABCA Alabama Junior College Coach of the Year and the Southeast Region Coach of the Year after guiding JSCC to a 39-21 mark, the AJCAA Region 22 State Championship and a third-place finish in the NJCAA Division II World Series.

He returned to Birmingham-Southern as top assistant the following season, beginning a four-year run during the most successful span in BSC baseball history. The Panthers won 196 games, four TranSouth Conference Championships and made three-consecutive appearances in the NAIA World Series. BSC's 2001 team posted a school-best 55-11 mark and captured the NAIA National Championship.

In 2002, Thompson joined the SEC baseball coaching fraternity as a pitching coach and recruiting coordinator at Georgia and has been a part of the league for the past 17 seasons.

Thompson currently serves as the large-school representative for the Alabama Baseball Coaches Association and is an All-American committee member representing the South region for the ABCA.

Thompson prepped at Amory (Miss.) High School and later starred as a pitcher at Itawamba (Miss.) Community College from 1989-90. On Oct. 25, 2014, Thompson was inducted into the ICC Athletic Hall of Fame.

He earned a bachelor's degree in history at BSC in 1992 and completed a master's degree in sports administration at UAB in 1996. He is married to the former Robin Ashe of Birmingham, Ala., and they are the parents of three daughters --- Anna, Olivia and Madelyn Gail.

AUBURN AT SEC TOURNAMENT

SEC TOURNAMENT RESULTS

Year	Opponent	Score	Result	Location
1978	Georgia	8-7 [12]	W	Gainesville, Fla.
	Mississippi State	10-7	W	Gainesville, Fla.
	Mississippi State	2-3	L	Gainesville, Fla.
	Mississippi State	8-5	W	Gainesville, Fla.
1980	Vanderbilt	3-2	W	Gainesville, Fla.
	Ole Miss	7-4	W	Gainesville, Fla.
	Vanderbilt	3-16	L	Gainesville, Fla.
	Vanderbilt	0-13	L	Gainesville, Fla.
1986	Alabama	7-8 [11]	L	Baton Rouge, La.
	Georgia	7-11	L	Baton Rouge, La.
1987	LSU	9-8	W	Athens, Ga.
	Kentucky	5-4 [10]	W	Athens, Ga.
	Mississippi State	3-4	L	Athens, Ga.
	LSU	2-4	L	Athens, Ga.
1988	Mississippi State	7-10	L	Starkville, Miss.
	Florida	3-4	L	Starkville, Miss.
1989	Mississippi State	5-3	W	Gainesville, Fla.
	Georgia	8-9	L	Gainesville, Fla.
	LSU	8-5	W	Gainesville, Fla.
	Florida	4-2 [10]	W	Gainesville, Fla.
	Georgia	2-1	W	Gainesville, Fla.
1990	Mississippi State	2-16	L	Hoover, Ala.
	Vanderbilt	3-4	L	Hoover, Ala.
1991	Florida	7-8	L	Baton Rouge, La.
	Kentucky	8-5	W	Baton Rouge, La.
	Miss. State	0-1 [7]	L	Baton Rouge, La.
1992	Florida	0-2	L	New Orleans, La.
	Mississippi State	1-4	L	New Orleans, La.
1993	Alabama	13-4	W	Baton Rouge, La.
	Arkansas	3-1	W	Baton Rouge, La.
	LSU	5-16	L	Baton Rouge, La.
	Mississippi State	10-13 [10]	L	Baton Rouge, La.
1994	Arkansas	3-1 [17]	W	Oxford, Miss.
	Mississippi State	2-1	W	Oxford, Miss.
	LSU	2-3	L	Oxford, Miss.
	Mississippi State	9-5	W	Oxford, Miss.
	LSU	4-5	L	Oxford, Miss.
1995	Mississippi State	0-1	L	Starkville, Miss.
	Ole Miss	10-3	W	Starkville, Miss.
	LSU	5-7	L	Starkville, Miss.
1997	Arkansas	7-3	W	Columbus, Ga.
	LSU	2-5	L	Columbus, Ga.
	Mississippi State	5-4	W	Columbus, Ga.
	Florida	5-17	L	Columbus, Ga.
1998	Alabama	11-8	W	Hoover, Ala.
	Florida	6-4	W	Hoover, Ala.
	Alabama	3-4	L	Hoover, Ala.
	Alabama	9-1	W	Hoover, Ala.
	Arkansas	7-5	W	Hoover, Ala.
1999	LSU	6-2	W	Hoover, Ala.
	Arkansas	3-2	W	Hoover, Ala.
	Arkansas	5-9	L	Hoover, Ala.
	Arkansas	6-9	L	Hoover, Ala.
2000	Florida	2-7	L	Hoover, Ala.
	South Carolina	4-11	L	Hoover, Ala.
2001	Georgia	4-8	L	Hoover, Ala.
	South Carolina	4-5	L	Hoover, Ala.
2002	LSU	1-2	L	Hoover, Ala.
	Arkansas	5-8	L	Hoover, Ala.
2003	Vanderbilt	3-1	W	Hoover, Ala.
	Alabama	5-7	L	Hoover, Ala.
	South Carolina	5-1	W	Hoover, Ala.
	Alabama	3-13 [7]	L	Hoover, Ala.
2010	Alabama	1-7	L	Hoover, Ala.
	South Carolina	3-1 [12]	W	Hoover, Ala.
	Ole Miss	7-10 [10]	L	Hoover, Ala.
2011	South Carolina	3-7	L	Hoover, Ala.
	Georgia	2-3	L	Hoover, Ala.
2012	Florida	1-6	L	Hoover, Ala.
	Georgia	3-2	W	Hoover, Ala.
	South Carolina	3-5	L	Hoover, Ala.

2013	Alabama	3-6	L	Hoover, Ala.
2015	Kentucky	6-3	W	Hoover, Ala.
	LSU	9-8	L	Hoover, Ala.
	Florida	11-2	L	Hoover, Ala.
2017	Ole Miss	5-4	W	Hoover, Ala.
	Florida	4-5	L	Hoover, Ala.
	Arkansas	0-12 [7]	L	Hoover, Ala.
2018	Kentucky	4-3 [11]	W	Hoover, Ala.
	Ole Miss	9-3	W	Hoover, Ala.
	Texas A&M	2-4	L	Hoover, Ala.
	Ole Miss	0-7	L	Hoover, Ala.

SEC TOURNAMENT RESULTS BY YEAR

Year	Result	W-L	Location
1978	CHAMPIONS	3-1	Gainesville, Fla.
1980	Second	2-2	Gainesville, Fla.
1986	Fourth	0-2	Baton Rouge, La.
1987	Third	2-2	Athens, Ga.
1988	Sixth	0-2	Starkville, Miss.
1989	CHAMPIONS	4-1	Gainesville, Fla.
1990	Tied Fifth	0-2	Hoover, Ala.
1991	Fourth	1-2	Baton Rouge, La.
1992	Tied Seventh	0-2	New Orleans, La.
1993	Third	2-2	Baton Rouge, La. (West)
1994	Second	3-2	Oxford, Miss. (West)
1995	Tied Fourth	1-2	Starkville, Miss. (West)
1997	Fourth	2-2	Columbus, Ga.
1998	CHAMPIONS	4-1	Hoover, Ala.
1999	Third	2-2	Hoover, Ala.
2000	Tied Seventh	0-2	Hoover, Ala.
2001	Tied Seventh	0-2	Hoover, Ala.
2002	Tied Seventh	0-2	Hoover, Ala.
2003	Tied Third	2-2	Hoover, Ala.
2010	Tied Fifth	1-2	Hoover, Ala.
2011	Tied Seventh	0-2	Hoover, Ala.
2012	Tied Seventh	1-2	Hoover, Ala.
2013	Tied Ninth	0-1	Hoover, Ala.
2015	Tied Eighth	1-2	Hoover, Ala.
2017	Tied Seventh	1-2	Hoover, Ala.
2018	Tied Fifth	2-2	Hoover, Ala.

SEC TOURNAMENT RESULTS BY LOCATION

Location	Years	Record	Titles
Athens, Ga.	1	2-2	0
Baton Rouge, La.	3	3-6	0
Columbus, Ga.	1	2-2	0
Gainesville, Fla.	3	9-4	2
Hoover, Ala.	14	14-26	1
New Orleans, La.	1	0-2	0
Oxford, Miss.	1	3-2	0
Starkville, Miss.	2	1-4	0
	26	34-48	3

SEC TOURNAMENT RESULTS BY OPPONENT

Opponent	W-L
Alabama	3-6
Arkansas	5-4
Florida	2-8
Georgia	3-4
Kentucky	4-0
LSU	3-8
Ole Miss	4-2
Mississippi State	6-8
South Carolina	2-4
Tennessee	0-0
Texas A&M	0-1
Vanderbilt	2-3
26 Tournaments	34-48

AUBURN IN SEC CHAMPIONSHIP SERIES

1948
 Mississippi State.....2-6 L
 Mississippi State.....5-8 L
 Mississippi State.....3-4 L

1958
 at Alabama.....3-2 W
 at Alabama.....5-4 W
******* CHAMPIONS *******

1961
 LSU.....3-4 L
 at LSU.....5-6 L

1963
 at Ole Miss6-7 L
 OLE MISS.....7-4 W
 OLE MISS.....6-2 W
******* CHAMPIONS *******

1964
 OLE MISS.....10-9 W
 at Ole Miss0-7 L
 at Ole Miss0-5 L

1965
 at Miss. State.....1-10 L
 MISS. STATE3-2 W
 MISS. STATE1-2 L

1967
 at Ole Miss2-1 W
 OLE MISS.....9-6 W
******* CHAMPIONS *******

1976
 at Kentucky6-7 L
 KENTUCKY6-0 W
 KENTUCKY14-6 W
******* CHAMPIONS *******

Note: Auburn represented the SEC's Eastern Division in all of its championship series appearances except for 1976, when the Tigers were a member of the SEC West.

AUBURN SEC TOURNAMENT RECORDS

BATTING

GAMES PLAYED

Series: 5, by 27 players
 Career: 14, Jay Waggoner (1992-95)
 14, Mike Killimett (1991-94)
 14, Brandon Moore (1991-94)

AT BATS

Game: 8, Mike Killimett vs. Arkansas (5/19/94)
 8, Russell Whittenburg vs. Ark. (5/19/94)
 Series: 24, Chris Hart (1989) [5 games]
 Career: 59, Jay Waggoner (1992-95) [14 gms]
 59, Brandon Moore (1991-94) [14 gms]

RUNS

Game: 3, Tony Caldwell vs. Ole Miss (5/28/10)
 3, Heath Kelly vs. Arkansas (5/17/98)
 3, Andrew Albrecht vs. Ky. (5/17/91)
 3, Frank Thomas vs. Miss. St. (5/12/88)
 3, Dom Fucci vs. Miss. St. (5/15/78)
 Series: 7, Heath Kelly (1998) [5 games]
 Career: 11, Andrew Albrecht (1988-91) [12 gms]

HITS

Game: 4, Sean Gamble vs. Arkansas (5/23/02)
 4, Chad Wandall vs. Alabama (5/13/98)
 4, Shawn McNally vs. Ark. (5/19/94)
 4, Brandon Moore vs. Florida (5/13/92)
 4, Trey Gainous vs. Kentucky (5/15/87)
 Series: 11, Scott Pratt (1998) [5 games]
 Career: 19, Brandon Moore (1991-94) [14 gms]

RBI

Game: 5, Mark Bellhorn vs. LSU (5/20/95)
 Series: 8, Mitch Duke (1993) [4 games]
 Career: 13, Mark Bellhorn (1993-95) [12 gms]

DOUBLES

Game: 2, Heath Kelly vs. Alabama (5/16/98)
 2, Mailon Kent vs. Alabama (5/16/98)
 2, Brian Alyea vs. Miss. State (5/23/93)
 2, Tony Haney vs. LSU (5/14/87)
 2, Steve Renfroe vs. Vandy (5/13/80)
 2, J.B. Brown vs. Miss. State (5/13/78)
 Series: 4, Heath Kelly (1998) [5 games]
 Career: 6, Mailon Kent (1998-01) [12 games]

TRIPLES

Game: 1, Chris Christopher vs. Miss. St. (5/23/93)
 1, Jackson Burgreen vs. Kentucky (5/20/15)
 1, Anfernee Grier vs. Florida (5/21/15)
 1, Jonah Todd vs. Ole Miss (5/23/17)
 Series: 1, four times (most recently Todd in 2017)
 Career: 1, Chris Christopher (1991-93); Anfernee Grier (2014-16); Jackson Burgreen (2013-15); Jonah Todd (2017)

HOME RUNS

Game: 2, Frank Thomas vs. Georgia (5/12/89)
 2, Mark Bellhorn vs. LSU (5/20/95)
 Series: 2, Todd Faulkner (1998) [5 games]
 2, Mark Bellhorn (1995) [3 games]
 2, Mark Bellhorn (1994) [5 games]
 2, Brandon Moore (1993) [4 games]
 2, Chris Hart (1989) [5 games]
 2, Frank Thomas (1989) [5 games]
 2, Dom Fucci (1978) [4 games]
 Career: 4, Frank Thomas (1987-89) [11 games]
 4, Mark Bellhorn (1993-95) [12 games]

STOLEN BASES

Game: 2, Jay Estes vs. Texas A&M (5/24/18)
 2, Jay Gonzalez vs. Georgia (5/23/12)
 2, Scott Pratt vs. Alabama (5/16/98)
 2, Shawn McNally vs. Ark. (5/19/94)
 Series: 3, Jay Estes (2018) [4 games]
 3, Melvin Gray (2015) [3 games]

BASES ON BALLS

Game: 3, seven times, most recently by Steven Williams vs. Ole Miss (5/23/18)
 Series: 9, Alan Mock (1980) [4 games]
 Career: 13, Mark Bellhorn (1993-95) [12 gms]

STRIKEOUTS

Game: 5, Russell Whittenburg vs. Ark. (5/19/94)
 Series: 8, Josh Etheredge (1997) [4 games]
 Career: 13, Josh Etheredge (1997-98) [9 games]

BATTING AVERAGE

Series [min. 15 AB]: .563, Brian Alyea (1993) [9-for-16 in 4 games]
 Career [min. 25 AB]: .481, Trey Gainous (1986-87) [13-for-27 in 6 games]

PITCHING

GAMES PITCHED

Series: 4, Scott Roney (1978)
 Career: 7, Scott Renner (1987-91)

GAMES STARTED

Series: 2, John Powell (1993)
 2, John Powell (1991)
 2, Phil Deriso (1980)
 Career: 6, John Powell (1991-94)

GAMES RELIEVED

Series: 4, Reid Roney (1978)
 Career: 6, Jon Hebel (1990-93)

WINS

Series: 2, Kevin Knorst (1998)
 2, Tommy Youngblood (1989)
 2, Gregg Olson (1987)
 Career: 2, Colter Bean (1996-00)
 2, Kevin Knorst (1997-98)
 2, Ryan Halla (1993-95)
 2, Mike Ferry (1989-90)
 2, Tommy Youngblood (1987-89)
 2, Gregg Olson (1986-88)
 2, Mark Shiflett (1978-80)

LOSSES

Series: 1, 37 times
 Career: 2, eight times

INNINGS PITCHED

Game: 9.0, Chris Morrison vs. Miss. (5/19/95)
 9.0, Kevin Humphreys vs. MSU (5/20/94)
 9.0, John Powell vs. Arkansas (5/19/94)
 Series: 11.0, Tommy Youngblood (1989)
 Career: 33.1, John Powell (1991-94)

STRIKEOUTS

Game: 13, John Powell vs. Ark. (5/19/94) [9 IP]
 Series: 14, John Powell (1991) [8.0 IP, 2 games]
 Career: 47, John Powell (1991-94) [33.1 IP]

BASES ON BALLS

Game: 5, six tied with
 Series: 8, Phil Deriso (1980) [9.0 IP, 2 games]
 Career: 15, Jon Hebel (1990-93) [13.0 IP]



SEC TOURNAMENT BRACKET

BRACKET ONE

#6 Texas A&M (H)

Tues. - Game 1 - 9:30 a.m.
SEC Network
(Single Elimination)

Wed. - Game 5 - 9:30 a.m.
SEC Network
(Double Elimination)

Winner Game 1

Loser Game 5

Thurs. - Game 9 - 9:30 a.m.
SEC Network
(Double Elimination)

Loser Game 6

Winner Game 9

Fri. - Game 13 - 3 p.m.
SEC Network
(Double Elimination)

Loser Game 11

Winner Game 13

Winner Game 15

Sat. - Game 15 - Noon
SEC Network
(Single Elimination)

Winner Game 11

#7 Ole Miss (H)

Tues. - Game 2 - TBD
SEC Network
(Single Elimination)

Wed. - Game 6 - TBD
SEC Network
(Double Elimination)

Winner Game 2

Loser Game 7

Thurs. - Game 10 - TBD
SEC Network
(Double Elimination)

Loser Game 8

BRACKET TWO

#8 Auburn (H)

Tues. - Game 3 - 4:30 p.m.
SEC Network
(Single Elimination)

Wed. - Game 7 - 4:30 p.m.
SEC Network
(Double Elimination)

Winner Game 3

Winner Game 5

Thurs. - Game 11 - 4:30 p.m.
SEC Network
(Double Elimination)

Winner Game 6

Winner Game 10

Fri. - Game 14 - TBD
SEC Network
(Double Elimination)

Loser Game 12

Winner Game 14

Winner Game 16

#9 Tennessee

Tues. - Game 4 - TBD
SEC Network
(Single Elimination)

Wed. - Game 8 - TBD
SEC Network
(Double Elimination)

Winner Game 4

Winner Game 7

Thurs. - Game 12 - TBD
SEC Network
(Double Elimination)

Winner Game 8

Sat. - Game 16 - TBD
SEC Network
(Single Elimination)

Winner Game 12

#12 South Carolina

All times Central

The second game of each session will begin approximately 30 minutes after the conclusion of the first game.
TV Network designations subject to change.
(H) indicates home team

2019 SEC BASEBALL TOURNAMENT
MAY 21-26
HOOVER METROPOLITAN COMPLEX
HOOVER, ALA.

SEC TOURNAMENT
CHAMPIONSHIP GAME

Sunday - Game 17 - 2 p.m.
ESPN2



NATIONAL POLLS

BASEBALL AMERICA
May 20

1. UCLA
2. Vanderbilt*
3. Stanford
4. Arkansas*
5. Mississippi State*
6. Georgia*
7. East Carolina
8. Georgia Tech*
9. Texas Tech
10. Louisville
11. Oregon State
12. UC Santa Barbara
13. N.C. State
14. Miami
15. Oklahoma State
16. LSU*
17. Texas A&M*
18. Baylor
19. West Virginia
20. Indiana
21. Ole Miss*
22. Dallas Baptist
23. Fresno State
24. BYU
25. Creighton

D1 BASEBALL
May 20

1. UCLA
2. Vanderbilt*
3. Mississippi State*
4. Stanford
5. Arkansas*
6. Georgia Tech*
7. Georgia*
8. East Carolina
9. Louisville
10. Texas Tech
11. Oklahoma State
12. Oregon State
13. Texas A&M*
14. UC Santa Barbara
15. N.C. State
16. LSU*
17. Miami
18. Baylor
19. West Virginia
20. Illinois
21. Indiana
22. Ole Miss*
23. North Carolina
24. Dallas Baptist
25. Creighton

USA TODAY
May 20

1. UCLA
2. Vanderbilt*
3. Mississippi State*
4. Stanford
5. Arkansas*
6. Georgia*
7. Louisville
8. Georgia Tech*
9. East Carolina
10. Texas Tech
11. UC Santa Barbara
12. Oregon State
13. Oklahoma State
14. N.C. State
15. Texas A&M*
16. Miami
17. LSU*
18. Baylor
19. North Carolina
20. West Virginia
21. Tennessee*
22. Illinois
23. Ole Miss*
24. Indiana
25. Dallas Baptist

NCBWA
May 13

1. UCLA
2. Vanderbilt*
3. Stanford
4. Mississippi State*
5. Arkansas*
6. East Carolina
7. Georgia Tech*
8. Texas Tech
9. Georgia*
10. Louisville
11. UC Santa Barbara
12. Oregon State
13. Baylor
14. Oklahoma State
15. Miami
16. Texas A&M*
17. North Carolina
18. N.C. State
19. Ole Miss*
20. West Virginia
21. LSU*
22. Florida State
23. Tennessee*
24. Missouri
25. Illinois
26. Arizona State
27. Dallas Baptist
27. Michigan
29. BYU
30. Indiana

PERFECT GAME
May 20

1. UCLA
2. Vanderbilt*
3. Stanford
4. Mississippi State*
5. East Carolina
6. Arkansas*
7. UC Santa Barbara
8. Georgia Tech*
9. Georgia*
10. Louisville
11. Texas Tech
12. Oregon State
13. N.C. State
14. Miami
15. Texas A&M*
16. Oklahoma State
17. West Virginia
18. LSU*
19. Baylor
20. UC Irvine
21. North Carolina
22. BYU
23. Illinois
24. Tennessee*
25. Dallas Baptist

COLLEGIATE BASEBALL
May 20

1. UCLA
2. Vanderbilt*
3. Stanford
4. UC Santa Barbara
5. Arkansas*
6. Mississippi State*
7. Louisville
8. Georgia*
9. East Carolina
10. Oregon State
11. Georgia Tech*
12. Texas Tech
13. Oklahoma State
14. N.C. State
15. Miami
16. Baylor
17. North Carolina
18. Central Michigan
19. Florida State
20. Arizona State
21. LSU*
22. Indiana
23. Texas A&M*
24. West Virginia
25. Fresno State
26. Tennessee*
27. California
28. Dallas Baptist
29. Florida Atlantic
30. BYU

AUBURN IN THE POLLS

	BA	D1	CB	NC	PG	USA
Pre.	17	22	23	19	15	20
2/18	18	22	26	22	15	--
2/25	18	21	29	22	15	--
3/4	17	19	27	18	15	18
3/11	17	18	23	17	15	17
3/18	16	12	12	14	7	12

BA D1 CB NC PG USA

3/25	18	15	13	13	10	12
4/1	18	15	14	17	10	15
4/8	22	22	23	22	18	19
4/15	24	NR	NR	26	22	23
4/22	20	25	NR	23	19	21
4/29	NR	NR	NR	28	NR	NR
5/6	NR	NR	NR	29	NR	NR

BA D1 CB NC PG USA

5/13	NR	NR	NR	NR	NR	NR
5/20	NR	NR	NR	--	NR	NR

NEWS & NOTES

UP NEXT

• The winner of Tuesday's game will advance to the double-elimination format of the bracket and take on top seed Vanderbilt (45-10, 23-7 SEC) Wednesday at 4:30 p.m. CT.

SCOUTING THE VOLUNTEERS

• Tennessee finished the regular season 38-18 overall and 14-16 in conference play, and the Volunteers won four of its last six conference series.

• Offensively, Tennessee ranks ninth in the league with a .267 batting average and 356 runs scored. The Volunteers are led by Alerick Soularie's .365 clip, while Andre Lipcius paced the team with 16 home runs and 56 RBI.

• On the mound, Tennessee ranks fifth in the league and 20th in the country with a 3.57 ERA. The Volunteers are tied for the national lead with 10 shutouts this season.

AUBURN AT THE SEC TOURNAMENT

• The Tigers make their 27th appearance in the SEC Tournament this week and are 34-48 all-time in the tournament, including 14-26 in Hoover.

• Auburn's two wins in Hoover a season ago were the team's most since 2003.

• The Tigers have won their single-elimination game in each of the last three tournament appearances (2015, '17, '18).

THREE STRAIGHT 30-WIN SEASONS

• Auburn has won 30 or more games for the third straight season under head coach Butch Thompson. It marks the first time the program has turned in three straight 30-win seasons since 2003-05.

FLARE FOR THE DRAMATIC

• Auburn has played in seven extra-inning games this season, totaling 83 innings of action (5-2).

• The seven extra-inning games are the most in a single season in program history, and the team's five extra-inning wins are the most since 2000 and tied for the most in a single season.

• Prior to this season, Auburn was 1-8 in extra-inning games under head coach Butch Thompson with the lone winning coming against Kentucky in the SEC Tournament last season.

FRESHMAN ALL-SEC HONOREE

• Ryan Bliss was named to the Freshman All-SEC Team Monday after leading Auburn with a .288 average and 24 runs scored in league play.

• Bliss capped off the regular season by hitting .417 in the final three SEC series.

• He hit a game-tying home run in the sixth inning and scored the game-winning run in the 11th inning of the regular season finale at LSU.

WILL THE THRILL

• Will Holland is hitting .436 (17-for-39) with 11 runs, three doubles, four home runs and 11 RBI in the last 10 games.

• Holland drove in the game-tying run with two outs in the ninth inning vs. North Alabama last Tuesday and game-winning run on a double in the 11th inning of the regular season finale at LSU.

SCHEFF IS COOKING

- Junior catcher Matt Scheffler hit a two-run home run with one out and two strikes in the top of the ninth inning to force extra innings in the regular season finale at LSU.
- The home run was Scheffler's second of the season and his first since Mar. 9.
- Scheffler has driven in 11 runs in the last 14 games, including three multi-hit efforts.

CONOR IN THE CLUTCH

- Conor Davis has a pair of 10th-inning, walk-off singles this season with one coming vs. Ole Miss (Apr. 20) and the other vs. Georgia (May 11).
- The walk-offs were the second and third of Davis' career. He also hit a walk-off, three-run home run in the bottom of the ninth inning of a series-clinching win vs. South Carolina in 2017.
- Davis has five go-ahead hits this season. Along with the walk-off singles, he hit a grand slam to break a 4-4 tie at UAB, a RBI double to break a 3-3 tie vs. Arkansas and a two-RBI single to break a 1-1 tie at Jacksonville State.

RUN AT YOUR OWN RISK

- Judd Ward leads the SEC with seven outfield assists this season, which are more than or as many as nine SEC teams and are the most by an Auburn player since Josh Palacios also threw out seven runners in 2016.

LATE-INNING LEAD

- Auburn's loss in the middle game vs. Alabama marked the team's first when leading after eight innings this season.
- Auburn is 25-1 when leading after seven and 30-1 when leading after eight this season. The Tigers are 110-9 when ahead after seven and 129-7 when ahead after eight under Thompson.
- Conversely, Auburn's comeback win in the regular season finale at LSU was its first when trailing after eighth this year. The Tigers are 9-80 when trailing after seven and 3-86 when trailing after eight under Thompson.

CANADIAN CRUSHER

- Edouard Julien leads the team with 45 RBI and is the first Auburn player since 2010-11 with 40 or more RBI in back-to-back seasons.
- Julien broke Frank Thomas' freshman RBI record and led the SEC and all freshmen nationally with 69 RBI a season ago.
- He drove in 101 runs in his first 94 games at Auburn, becoming the fifth fastest Auburn player to reach 100 RBI:
 1. Tim Hudson - 78 games
 2. Gabe Gross - 86 games
 3. Frank Thomas - 89 games
 4. Todd Faulkner - 90 games
 5. Edouard Julien - 94 games

JACK IS BACK

- Despite missing four weeks of the season with a shoulder injury, sophomore lefty Jack Owen leads the team with a 2.37 ERA and has posted a 4-2 record in six starts and 10 appearances this season.
- The California native was named the SEC Pitcher of the Week after turning in a complete-game shutout vs. UTSA on Mar. 9, but went down with shoulder soreness following the opening weekend of SEC play.
- Owen didn't allow a run in 20.2 innings prior to his start vs. Tennessee and set the program record with 28.2 innings without allowing an earned run dating back to last season.

CONSECUTIVE SCORELESS INNINGS

Name	Dates	IP
1. Jack Owen	5/22/18-3/16/19	28.2 #
2. John Powell	5/19-6/4/94	27.1 #
3. Keegan Thompson	5/15/15-3/10/17	25.0 #
4. Keegan Thompson	2/17-3/10/17	23.2 ^
5. Tanner Burns	3/1-pres.	23.0
6. Bryan Woodall	2/9-23/07	21.2 # ^
Chris Morrison	3/18-4/2/95	21.2 #
Joe Beckwith	2/26-3/17/96	21.0 ^
9. Jack Owen	2/23-3/17/19	20.2
10. Michael Nix	3/23-4/15/03	20.1

includes unearned runs | ^ to begin a season

MIDSEASON FORM

- Tanner Burns was named to the Golden Spikes Award Midseason Watch List, marking the fourth straight season an Auburn player has earned the recognition - Anfernee Grier (2016), Keegan Thompson (2017), and Casey Mize (2017-18)
- He was also named to the Hall of Fame Foundation National Pitcher of the Year Award midseason watch list and a midseason All-American by D1 Baseball and Perfect Game.
- Burns returned to the mound after missing the first start of his career against Alabama, and the Tigers have won each of his last two starts.

MR. RELIABLE

- Ryan Bliss is the only Auburn player to have played and started in all 55 games this season.
- Bliss would become the first Auburn freshman to play and start in every game of his freshman season since Damon Haecker in 2014.

BULL IN THE 'PEN

- Cody Greenhill leads the team and ranks tied for fifth in the SEC with nine saves, which are the most by an Auburn player since 2013.
- Five of Greenhills nine saves have come on the road, including four in SEC road games, and he ranks second in the conference with seven saves in league games.

HOMETOWN HERO

- Auburn High School product Brooks Fuller has made six SEC starts dating back to Saturday at South Carolina and ranks second on the team with a 3.82 ERA in conference play.
- Fuller handed Texas A&M its first shutout loss of the season with 6.0 scoreless innings on Apr. 13 and earned the save by recording the final out with the tying run in scoring position in the regular season finale at LSU.

CARPE DIEM

- Brody Moore made his first SEC start in the decisive game against Alabama on May 5 and went 3-for-5 with two runs and a RBI.
- He drove in the go-ahead run on a RBI single in the sixth inning to break a 3-3 tie in the game.
- Moore is the son of Brandon Moore, who was a All-SEC shortstop for the Tigers (1991-94) and helped lead Auburn to the College World Series in 1994.

FITTS RIGHT IN

- Richard Fitts pitched a season-high 6.1 innings and struck out a season-high eight batters in last Tuesday's win vs. North Alabama.
- The freshman righty retired 12 straight and 18 of 19 batters at one point in his outing.
- Fitts is 3-0 with a 2.51 ERA in 11 relief appearances this season.

FINDING HIS ROLE

- Freshman lefty Garrett Wade has turned in a 2.89 ERA in eight relief appearances, including a 1.68 ERA in his last five relief appearances.
- Wade hasn't allowed more than one run in any of his last five relief efforts, four of which have come in conference play.

SHUTTING 'EM OUT

- Auburn ranks fourth in the country with seven shutouts this season.
- The Tigers seven shutouts are two more than last season and are tied for the fifth most in a single-season in program history. The single-season record is nine in 1988.

15-INNING MARATHON

- Auburn's 15-inning contest vs. Arkansas is tied for the fourth longest game in program history.
- The game lasted 5:40, which is second in game duration behind the 15-inning Auburn vs. Alabama game in 2017 (6:36).
 1. 20 innings - at Florida (4/22/72)
 2. 17 innings - vs. Arkansas (5/19/94)
 3. 16 innings - at Troy (4/25/07)
 4. 15 innings - vs. Arkansas (4/5/19)
 - 15 innings - vs. Alabama (5/7/17)
 - 15 innings - at Mississippi State (3/22/87)

TAKING DOWN THE TIDE

- Auburn beat Alabama, 17-7, in the decisive series finale last Sunday, marking the team's second straight series win against the Crimson Tide. It's the first time Auburn has beat Alabama in back-to-back series since 2003-04.
- Auburn's 17-run outburst in the series finale was the third time the team has scored 17 or more runs against Alabama in the last seven games. Prior to the last seven games against the Crimson Tide, Auburn had not scored 17 runs in any of the previous 107 games in the series.
- The Tigers have outscored Alabama 72-25 in the last two series, and Auburn is hitting .374 in those six games.

OFFENSIVE EXPLOSION

- Auburn's 17 runs in the series finale against Alabama were the most in a game this season, and the team's 19 hits were its second most.
- The Tigers hit .368 and scored 28 runs on 39 hits in the three-game series, marking the highest totals in all three categories in a series this season.
- The team put an exclamation point on the weekend by scoring nine runs on eight hits in the eighth inning Sunday. Both totals were the most in an inning this season.

STRENGTH OF SCHEDULE

- Auburn enters the SEC Tournament with the toughest strength of schedule in the country this season, according to Warren Nolan.
- The Tigers have played five of the top eight teams in this week's USA TODAY Coaches Poll in a total of 14 games this season.
- Last weekend's matchup against LSU will marked the ninth ranked team Auburn has played this season, including its eighth series against a ranked opponent.
- Eight of the team's 10 conference series this season also come against NCAA Regional teams from a year ago, including four NCAA Super Regional teams and two teams that advanced to the College World Series in Arkansas and Mississippi State.

POSTSEASON PUSH

- Auburn is positioned to make its third straight NCAA Tournament appearance for the first time since 2001-03 as the Tigers enter the week ranked No. 19 in the RPI.
- Auburn was an out away from advancing to a super regional in 2017 and a run away from making it back to Omaha for the first time since 1994 a season ago.

PACKED HOUSE

- Auburn sold a record number of season tickets in 2019 (2,163), which surpassed its previous record of 1,991 tickets sold a season ago.
- The Tigers welcomed 106,225 fans through the gates of Plainsman Park this season, which ranks 13th in the country and is the fourth highest single season total in program history.
- The team's average attendance of 3,320 is good for 16th in the nation and is the second highest average attendance in program history.

CORE POWER

- The Tigers returned 41 home runs between the core trio of Edouard Julien (17), Will Holland (12) and Steven Williams (12). The 41 home runs between the three players were the most among any returning trio in the SEC this season.
- Julien, Holland and Williams also drove in a combined 172 runs last season, totaling 16 more RBI than any other returning trio in the SEC this season.

SUPER SOPHOMORES

- Auburn had four Freshman All-America and SEC All-Freshman Team honorees a season ago in Tanner Burns, Cody Greenhill, Edouard Julien and Steven Williams.
- The four freshmen All-Americans were the most in program history and tied with Vanderbilt for the most in the country last year.

THE GABE GROSS EFFECT

- In its first season under hitting coach Gabe Gross, Auburn set a program record for hit-by-pitches (84) and ranked in the top 10 in program history in a number of additional offensive categories.
 - Home runs: 73; 5th
 - Walks: 309; 5th
 - RBI: 423; 8th
 - Runs: 467; 8th
 - Extra-base hits: 201; 10th
 - Total bases: 977; 10th

PRESEASON RECOGNITION

- Burns and Holland garnered a wealth of preseason recognition, including becoming the first Auburn duo to be named to the Golden Spikes Award preseason watch list in the same season.
- Burns: Preseason First Team All-SEC, Golden Spikes Award preseason watch list, Second Team Preseason All-American by D1 Baseball, Third Team Preseason All-American by Collegiate Baseball.
- Holland: Golden Spikes Award preseason watch list, Second Team Preseason All-American by Perfect Game, Third Team All-American by D1 Baseball and NCBWA.

BIG LEAGUE TIGERS

- In 2018, former Auburn pitcher Trey Wingenter became the 51st player in Auburn history to appear in the Major Leagues. He made his MLB debut for the San Diego Padres on Aug. 7, 2018.
- Wingenter was one of three former Tigers to open the 2019 season on a big league roster, joining Josh Donaldson (Braves) and Garrett Cooper (Marlins). Grant Dayton also appeared for the Braves this season but is currently with Gwinnett in Triple-A.

TIGERS IN THE DRAFT

- Auburn had seven players selected in the 2018 MLB Draft, including the program's first No. 1 overall draft pick in Casey Mize.
- The seven players drafted were the most in a season since 2010 (11) and tied for the second most in program history.
- The Tigers have had multiple players drafted every year since 2006 and at least one player selected for 44 straight years, which is tied for the longest streak in the SEC.

TAKE 'EM TO SCHOOL

- Auburn has 11 players on its team that chose to attend Auburn rather than sign a professional contract, including four freshmen from the 2018 draft in June.

Player	Year	Round	Team
Ryan Bliss	2018	30th	Boston
Tanner Burns	2017	37th	NY (AL)
Davis Daniel	2018	11th	Milwaukee
	2016	34th	Chicago (NL)
Peyton Glavine	2017	37th	LA (AL)
Ryan Hoerter	2017	36th	Pittsburgh
Kason Howell	2018	20th	Boston
Edouard Julien	2017	37th	Philadelphia
Garrett Wade	2018	38th	Tampa Bay
Devin Warner	2018	30th	Arizona
Ryan Watson	2016	39th	LA (NL)
Steven Williams	2017	35th	NY (AL)

THE LAST TIME...

BATTING SUPERLATIVES

5 hits in a game	Anfernee Grier at Kennesaw St. [5-for-6] (4/12/16)
6 hits in a game	Tyler Johnstone vs. Elon [6-for-7, 2B, 3B] (2/25/05)
Reached base 6 times	Edouard Julien vs. Alabama A&M [3-3, 1 BB, 2 HBP] (4/3/18)
4 runs in a game	Ryan Bliss vs. #7 Georgia (G2 - 5/11/19)
5 runs in a game	Edouard Julien vs. Alabama A&M (4/3/18)
6 runs in a game	never
10-game hitting streak	Conor Davis, 10 games (4/19-5/7)
15-game hitting streak	Matt Scheffler, 10 games (4/18-5/7)
20-game hitting streak	Jonah Todd, 16 games, (4/8-5/7/17)
25-game hitting streak	A. Grier, 22 games, (5/31/15-3/22/16)
30-game hitting streak	Justin Fradejas, 27 games (3/23-5/7/10)
	Casey Dunn, 31 games (2/22 [G1]-4/15/97)
3 doubles in a game	Jordan Ebert vs. Southern (2/26/16)
4 doubles in a game	Ken Dempsey vs. Georgia (1971)
2 triples in a game	Jay Gonzalez vs. Alabama State (2/28/12)
3 triples in a game	never
2 home runs in one game	Conor Davis vs. #17 Ole Miss (4/19/19)
3 home runs in one game	Tony Caldwell at Kentucky (4/9/11)
7 RBI in a game	Steven Williams vs. Longwood (2/17/18)
8 RBI in a game	Justin Bryant at Georgia (3/19/10)
9 RBI in a game	Hunter Morris at Georgia (3/21/10)
10 RBI in a game	Bob Berry vs. Huntington (4/15/82)
Grand slam home run	Conor Davis at UAB (3/20/19)
Inside-the-park home run	Edouard Julien vs. Georgia Southern (2/17/19)
HR to begin game	Will Holland at #5 Ole Miss (5/12/18)
Two HR in one inning	Dan Glevenyak at Jacksonville State (8th) (5/7/13)
HR in consecutive at-bats	Edouard Julien vs. Alabama A&M (2/20/19)
HR in three consecutive at-bats	Edouard Julien vs. Alabama A&M at UCF (2/20-22/19)
HR in consecutive games	Steven Williams vs. at UCF vs. Cincinnati (2/24-3/1/19)
HR in three consecutive games	Brendan Venter (5/5-7/18)
HR in three consecutive SEC games	Trent Mummey (4/17-23/10)
HR in four consecutive games	Joseph Sanders (5/10-15/08)
HR in four consecutive SEC games	Mike Bianucci (5/2-9/08)
HR in five consecutive games	Tim Lemons (4/6-10/85)
Walk-off HR	Conor Davis vs. #6 South Carolina (4/2/17)
Pinch-hit HR	Edouard Julien vs. BYU (G1 - 3/3/18)
Pinch-hit grand slam	Edouard Julien vs. BYU (G1 - 3/3/18)
HR in first at-bat of season	Steven Williams vs. Longwood (2/17/18)
HR in both games of DH	Dylan Ingram at #7 Mississippi St. (4/29/17)
Hit for the cycle	Clete Thomas [3B, 1B, 1B, HR, 2B] vs. Arkansas (4/3/05)
Hit from both sides of plate in same inning	Damon Haecker [5th inn.] vs. Jacksonville St. (3/15/17)
Two hits in same inning	Will Holland [1B, HR] vs. Alabama (5/5/19)
Stole home	Justin Hargett vs. Davidson (Gm 2) [4th] (G1 - 3/3/10)
Stole two bases in a game	Ryan Bliss vs. Alabama (5/5/19)
Stole three bases in a game	Anfernee Grier vs. Southern (2/26/16)
Hit by a pitch 2 times in a game	Will Holland at #4 Vanderbilt (2) (4/25/19)
Hit by a pitch 3+ times in a game	Dan Glevenyak at Alabama (4) (4/11/14)
Scored 20 or more runs	20 at Alabama (G2 - 4/21/18)
Scored 25 or more runs	25 vs. Longwood (2/17/18)
Scored 30 or more runs	32 vs. Troy (3/2/94)
Scored 5 runs in an Inning	5, vs. UTSA (1st) (3/9/19)
Scored 6 runs in an Inning	6, at Jacksonville State (7th) (4/23/19)
Scored 7 runs in an Inning	7, at #4 Mississippi State (4th) (3/24/19)
Scored 8 runs in an Inning	8, at UAB (5th) (3/19/19)
Scored 9 runs in an Inning	9, vs. Alabama (9th) (5/5/19)
Scored 10+ runs in an Inning	11, at Alabama (8th) (G1 - 4/21/18)
Recorded 10+ hits in an Inning	11, vs. Furman (5th) (2/12/00)
Scored in every inning	vs. Coppin State (3/18/14)
Recorded 15-19 hits	19, vs. Alabama (5/5/19)
Recorded 20 or more hits	21, at #4 Mississippi State (3/24/19)
Hit 3 or more home runs in an inning	3, vs. Northeastern (6th) (G1 - 3/10/18)
Hit 3 or more home runs in a game	3, vs. #17 Ole Miss (4/19/19)
Hit 5 or more home runs in a game	6, vs. Northeastern (G1 - 3/10/18)
Hit 7 or more home runs in a game	7, vs. Mississippi State (5/8/10)
Hit back-to-back home runs	S. Williams & R. Woley at #4 Mississippi State (6th) (3/22/19)
Hit back-to-back-to-back home runs	B. Fletcher, H. Morris & K. Patterson vs. Mississippi State (5th) (5/8/10)
Had 5 doubles	5, vs. N.C. State (6/3/18)
Had 6 doubles	6, vs. Georgia Tech (3/13/18)
Had 7 doubles	7, vs. Alabama A&M (3/1/16)
Had 8 doubles	8, vs. BYU (G1 - 3/3/18)
Had 9+ doubles	10, vs. Tennessee (5/15/10)
Stole 5 bases in a game	5, vs. Bethune-Cookman (5/6/14)
Stole 6 bases in a game	6, vs. #21 Tennessee (3/17/19)
Stole 7 bases in a game	7, vs. Presbyterian (5/8/12)
Stole 8 bases in a game	8, vs. Alcorn State (2/22/12)
Walked 10+ times	11, vs. #9 Arkansas (G2 - 4/5/19)
Did not strike out in a game	vs. Belmont (3/11/12)

PITCHING SUPERLATIVES

INDIVIDUAL	
Nine-inning no-hitter	Casey Mize vs. Northeastern (3/9/18)
Nine-inning no-hitter (combined)	Mike Mueller [2.0], Lee Carter [1.0], Brandon Channell [1.0], Reid Price [1.0], Andrew Skinner [1.0], Arnold Hughey [1.0], Ken Clayton [1.0], Cory Duettt [0.2], Sean Jones [0.1] vs. UAB (3/19/02)
Seven-inning no-hitter	Jason Johnson vs. LaGrange College (4/30/91)
Nine-inning perfect game	Eric Brandon vs. Murray State (3/2/02)
Seven-inning perfect game	Jason Johnson vs. LaGrange College (4/30/91)
Nine-inning one-hitter (individual)	Keegan Thompson vs. Presbyterian (3/1/14)
Nine-inning one-hitter (combined)	Justin Camp [6.2], Terrance Dedrick [1.1], Jay Wade [0.2], Rocky McCord [0.1], at Kennesaw St. (3/11/14)
Five-inning one-hitter	Kevin Davis [3.2], Jacob Milliman [1.1], vs. Radford (2/22/15)
Nine-inning two-hitter	Tanner Burns [9.0] vs. Cincinnati (3/1/19)
Complete game	Jack Owen vs. UTSA (3/9/19)
Complete game shutout	Jack Owen vs. UTSA (3/9/19)
Consecutive complete games	K. Thompson vs. Arkansas & LSU (4/4 & 4/11/15)
Struck out 10 batters	10 by Tanner Burns vs. UTSA (3/8/19)
Struck out 11 batters	11 by Casey Mize vs. Army (6/2/18)
Struck out 12 batters	12 by Casey Mize at Kentucky (3/23/18)
Struck out 13 batters	13 by Casey Mize vs. Texas A&M (3/16/18)
Struck out 15 batters	15 by Tanner Burns vs. Cincinnati (3/1/19)
TEAM	
Struck out 15+ batters	Garrett Wade [8], Kyle Gray [2], Elliott Anderson [6] at South Alabama (3/12/19)
Struck out 20+ batters	Brooks Fuller [4], Ryan Watson [4], Elliott Anderson [3], Cody Greenhill [4], Carson Skipper [3], Garrett Wade [2] vs. #9 Arkansas (4/5/19)
Struck out 15 batters consecutive games	vs. Ga State, at Missouri (4/5-7/16)
Shut out an opponent	7-0 at #12 Texas A&M (4/13/19)
Consecutive shutouts	6-0 vs. UTSA / 5-0 vs. UTSA (3/8-9/19)
Three straight shutouts	2-0 vs. UT Martin / 6-0 vs. UTSA (3/6-9/19)
Shut out an SEC opponent	7-0 at #12 Texas A&M (4/13/19)
Shut out an SEC opponent on the road	7-0 at #12 Texas A&M (4/13/19)
Consecutive SEC shutouts	5-0 and 4-0 at Miss. State (3/27-28/15)
Consecutive SEC shutouts on the road	5-0 and 4-0 at Miss. State (3/27-28/15)
Was shut out	4-0 at #12 Texas A&M (4/12/19)
Was held to one hit	vs. #24 Missouri (4/1/18)
Was no hit	vs. #13 Arkansas (5/25/17)
FIELDING SUPERLATIVES	
2 errors in a game	Matt Scheffler at #4 Vanderbilt (4/25/19)
3 errors in a game	Luke Jarvis vs. Presbyterian (3/11/17)
4 errors in a game	Brett Burnham at Alabama (4/5/00)
3 double plays turned in a game	vs. Alabama (5/3/19)
4 double plays turned in a game	vs. Georgia Tech (4/4/17)
5 double plays turned in a game	never
Triple play (Auburn)	vs. Memphis (5/22/78)
Triple play (Opponent)	at Florida [4th] (3/15/08)
Threw a runner out at HP to end game	Will Holland vs. Presbyterian (3/12/17)
MISC. SUPERLATIVES	
Won 10 or more consecutive games	15 (2/24-3/22)
Won 15 or more consecutive games	15 (2/24-3/22)
Won 8 or more consecutive SEC games	9 (4/1-21/95)
Lost 5 or more consecutive games	7 (5/6-5/13/17)
Home winning streak	21 (1964-66)
Road winning streak	14 (1967/1995)
Season-opening winning streak	17 (2/7-3/5/97)
Extra-innings victory	5-4, 11 innings at #20 LSU (5/18/19)
Extra-innings loss	6-9, 15 innings vs. #9 Arkansas (G2 - 4/5/19)
Swept a 3-game series	vs. #21 Tennessee (3/15-17/19)
Swept a road series	at Alabama (4/20-21/18)
Swept a road SEC series	at Alabama (4/20-21/18)
Swept a SEC series	vs. #21 Tennessee (3/15-17/19)
Swept a 4-game series	Maine (2/15-17/13)
Swept a doubleheader	vs. UTSA (3/9/19)
Allowed 3 runs or fewer in a series	3 vs. UTSA (3/8-9/19)
Allowed 3 runs or fewer in a SEC series	3 vs. Miss. State (3/27-29/15)
Allowed 4 runs or fewer in a series	3 vs. UTSA (3/8-9/19)
Allowed 4 runs or fewer in a SEC series	4 vs. Georgia (4/23-25/15)
Allowed 3 runs or fewer in a road series	3 vs. Miss. State (3/27-29/15)
Allowed 3 runs or fewer in a SEC road series	3 vs. Miss. State (3/27-29/15)
Overcome a deficit of 7+ runs	7 runs, [7-0, 12-8] vs. Florida A&M (2/22/17)
Won a 1-0 game	vs. Mercer (5/30/15) [NCAA Regional]
Lost a 1-0 game	vs. Ohio State (2/15/14)
Walk-off win	vs. North Alabama (11 inn.) (5/14/19)
Walk-off loss	at #1 Florida (11 inn.) (6/11/18)

40 • GARRETT WADE LHP

6-2 • 205 • FR • Hartselle, Ala. • Hartselle

- Has turned in a 2.89 ERA in eight relief appearances, including a 1.69 ERA in his last five relief appearances
- Named a 2017 Under Armour All-American and the 2018 Alabama Gatorade Player of the Year

CAREER STATISTICS

YEAR	ERA	G/S	IP	H	R	ER	BB	K	BAA	
2019	4.86	3-0	15/7	33.1	33	23	18	27	41	.260

SEASON HIGHS

Innings: 5.0, two times
Hits: 6, vs. JSU (4/9)
Runs: 5, vs. JSU (4/9)
Earned Runs: 5, vs. JSU (4/9)
Strikeouts: 8, two times
Walks: 5, vs. UA (3/26)
Pitches: 91, at USA (3/12)

37 • RYAN WATSON RHP

6-5 • 215 • JR • Auburn, Ala. • Auburn

- Pitched 1.1 scoreless innings and earned the win in the series finale at LSU
- Has struck out a career-best 32 batters this season
- Didn't allow a run in a career-best 6.1 innings (3/30-4/9)

CAREER STATISTICS

YEAR	ERA	W-L	G/S	IP	H	R	ER	BB	K	BAA
2017	5.17	1-1	22/2	31.1	39	21	18	11	22	.298
2018	4.76	0-0	7/2	11.1	13	6	6	5	9	.310
2019	5.18	1-1	20/1	33.0	37	20	19	16	32	.294
TOTAL	5.11	2-2	49/5	75.2	89	47	43	32	63	.298

CAREER HIGHS

Innings: 3.1, four times
Hits: 5, two times
Runs: 5, at Mississippi State (3/23/19)
Earned Runs: 5, at Mississippi State (3/23/19)
Strikeouts: 5, at Jacksonville State (4/23/19)
Walks: 3, two times
Pitches: 60, vs. Memphis (3/14/18)

SEASON HIGHS

Innings: 3.1, two times
Hits: 4, three times
Runs: 5, at MSU (3/23)
Earned Runs: 5, at MSU (3/23)
Strikeouts: 5, at JSU (4/23)
Walks: 3, at GT (4/16)
Pitches: 54, at JSU (4/23)

BIG INNINGS

Innings with four or more runs

AUBURN - 21

Date	Opponent	Inn.	Batters	R	H	E	Score
2/15	Georgia Southern	1	10	5	4	1	5-1
2/16	Georgia Southern	3	8	4	4	1	4-0
2/19	Alabama A&M	3	9	4	2	2	5-1
2/24	at UCF	4	7	4	4	0	9-6
3/2	Cincinnati (G2)	1	8	4	2	1	4-2
3/5	UT Martin	3	9	4	6	0	5-6
3/8	UTSA	3	8	4	3	1	4-0
3/9	UTSA (G2)	1	8	5	5	0	5-0
3/16	Tennessee	5	9	4	3	0	5-1
3/19	at UAB	5	13	8	5	1	8-4
3/24	at Mississippi State	3	9	4	6	0	4-2
3/24	at Mississippi State	4	11	7	6	2	11-5
3/31	at South Carolina	2	9	6	3	0	6-1
4/13	at Texas A&M	9	9	4	4	0	7-0
4/23	at Jax State	7	10	6	6	0	11-2
4/25	at Vanderbilt	5	9	4	5	0	4-7
4/27	at Vanderbilt	8	8	4	4	0	5-8
5/4	Alabama	8	8	4	2	0	6-5
5/5	Alabama	7	7	4	4	0	8-3
5/5	Alabama	8	12	9	8	0	17-6
5/11	GEORGIA	6	10	4	5	0	6-7

Record with a big inning: 13-6

Record without a big inning: 19-17

OPPONENT - 19

Date	Opponent	Inn.	Batters	R	H	E	Score
2/24	at UCF	2	8	4	5	1	3-5
3/19	at UAB	2	8	4	2	1	0-4
3/22	at Mississippi State	1	9	4	3	0	0-4
3/23	at Mississippi State	1	10	5	4	2	0-5
3/23	at Mississippi State	8	11	7	6	0	2-15
3/24	at Mississippi State	5	7	4	3	0	11-10
3/24	at Mississippi State	8	8	5	4	0	15-20
4/2	GEORGIA TECH	4	9	4	2	0	5-3
4/2	GEORGIA TECH	8	9	4	2	0	9-3
4/9	JACKSONVILLE STATE	4	9	6	6	0	6-6
4/9	JACKSONVILLE STATE	7	10	5	2	0	6-11
4/14	at Texas A&M	4	7	4	4	0	1-4
4/25	at Vanderbilt	3	8	4	3	2	0-7
4/25	at Vanderbilt	6	9	4	3	0	5-11
4/26	at Vanderbilt	1	8	4	4	0	0-4
5/10	GEORGIA	4	9	6	6	0	1-6
5/10	GEORGIA	7	9	4	4	1	2-11
5/16	at LSU	3	9	4	5	1	1-4
5/17	at LSU	4	10	4	5	0	0-4

Record when allowing a big inning: 3-10

Record when not allowing a big inning: 29-13

AUBURN IN THE NATIONAL AND SEC RANKINGS

(As of May 20)

TEAM	TOTAL	NCAA	SEC
Shutouts	7	4	2
Sacrifice flies	26	61	6
K/9.0 IP	8.7	78	12
Fielding percentage	.973	79	8
K-BB ratio	2.18	79	13
ERA	4.46	97	10

9 RYAN BLISS	TOTAL	NCAA	SEC
Sacrifice flies	7	12	2

32 TANNER BURNS	TOTAL	NCAA	SEC
K/9.0 IP	11.55	42	8
WHIP	1.04	56	10
K-BB ratio	4.75	60	8
Strikeouts	95	62	10
H/9.0 IP	6.93	95	10

20 CODY GREENHILL	TOTAL	NCAA	SEC
Saves	9	51	5

16 KASON HOWELL	TOTAL	NCAA	SEC
Sacrifice flies	5	94	6

10 EDOUARD JULIEN	TOTAL	NCAA	SEC
Sacrifice flies	5	94	6

6 MATT SCHEFFLER	TOTAL	NCAA	SEC
Toughest to K	9.9	72	4

GAMEDAY EXPERIENCE: SAMFORD STADIUM-HITCHCOCK FIELD AT PLAINSMAN PARK

» Auburn's baseball home for the past 68 seasons, Samford Stadium-Hitchcock Field at Plainsman Park seats 4,096, including 3,227 chairback seats. Auburn's baseball field has been called a renaissance of Camden Yard proportions and received a new 24x64 foot video board, sound system and lighting prior to 2017.



Table of baseball statistics for a player, including columns for date, opponent, and various performance metrics like DEC QS, IP, H, R, ER, BB, SO, HR, ERA, and NP.

Table of baseball statistics for a player, including columns for date, opponent, and various performance metrics like DEC QS, IP, H, R, ER, BB, SO, HR, ERA, and NP.

RYAN WATSON'S CAREER APPEARANCES

Summary table for Ryan Watson's career appearances, including sub-sections for 2017 - FRESHMAN YEAR and 2018 - SOPHOMORE YEAR.

BLAKE SCHILLECI'S CAREER APPEARANCES

Summary table for Blake Schilleci's career appearances, including sub-sections for 2018 - JUNIOR YEAR and 2019 - SENIOR YEAR.

Summary table for Ryan Watson's career appearances, including sub-sections for 2018 - JUNIOR YEAR and 2019 - SENIOR YEAR.

CARSON SKIPPER'S CAREER APPEARANCES

Summary table for Carson Skipper's career appearances, including sub-sections for 2019 - FRESHMAN YEAR and 2019 - JUNIOR YEAR.

Summary table for Carson Skipper's career appearances, including sub-sections for 2019 - JUNIOR YEAR and 2019 - SENIOR YEAR.

GARRETT WADE'S CAREER APPEARANCES

Summary table for Garrett Wade's career appearances, including sub-sections for 2019 - FRESHMAN YEAR and 2019 - JUNIOR YEAR.

Summary table for Garrett Wade's career appearances, including sub-sections for 2019 - JUNIOR YEAR and 2019 - SENIOR YEAR.

SUPERLATIVES AND MISCELLANEOUS NOTES

STARTS BY POSITION

STARTING PITCHER

Tanner Burns	13	9-4
Carson Skipper	8	5-3
Brooks Fuller	8	4-4
Garrett Wade	7	4-3
Jack Owen	6	4-2
Richard Fitts	5	1-4
Elliott Anderson	2	0-2
Kyle Gray	2	1-1
Bailey Horn	2	2-0
Davis Daniel	1	1-0
Ryan Watson	1	1-0

CATCHER

Matt Scheffler	49	28-21
Chase Hall	6	4-2

FIRST BASE

Rankin Woley	53	31-22
Brody Moore	2	1-1

SECOND BASE

Ryan Bliss	53	30-23
Everett Lau	2	2-0

THIRD BASE

Edouard Julien	54	31-23
Ed Johnson	1	1-0

SHORTSTOP

Will Holland	53	30-23
Ryan Bliss	2	2-0

LEFT FIELD

Judd Ward	51	29-22
Conor Davis	2	2-0
Brody Moore	2	1-1

CENTER FIELD

Kason Howell	52	30-22
Judd Ward	3	2-1

RIGHT FIELD

Steven Williams	54	31-23
Devin Warner	1	1-0

DESIGNATED HITTER

Conor Davis	49	26-23
Everett Lau	6	6-0

2019 AUBURN & OPPONENT HIGHS

TEAM BATTING

	AUBURN	OPPONENT
Runs in a game	17, vs. UA (5/5)	20, at MSU (3/24)
Runs in an inning	9, [8th] vs. UA (5/5)	7, [8th] at MSU (3/23)
Most Hits in a game	21, at MSU (3/24)	21, at MSU (3/24)
Fewest Hits in a game	2, two times	2, UC (3/1)
Hits in an inning	8, [8th] vs. UA (5/5)	6, three times
2B in a game	4, five times	8, at MSU (3/24)
3B in a game	2, vs. AAMU (2/19)	1, six times
HR in a game	3, three times	4, UCF (2/24)
SB in a game	6, vs. UT (3/17)	4, three times
LOB in a game	16, vs. ARK (4/5)	18, ARK (4/5)
K in a game	13, three times	20, ARK (4/5)
BB in a game	11, two times	13, ARK (4/5)

TEAM PITCHING

	AUBURN	OPPONENT
K in a game	20, vs. ARK (4/5)	13, three times
BB in a game	13, vs. ARK (4/5)	11, two times
Pitchers used	7, three times	8, UA (3/26)
Total Quality Starts	9	14

TEAM FIELDING

	AUBURN	OPPONENT
Errors in a game	3, three times	4, two times
DP turned in a game	3, two times	3, vs. UT (3/16)

IND. BATTING

	AUBURN	OPPONENT
Hits in a game	4, Holland vs. UTM (3/5)	5, Harford [UTM] (3/5)
Runs in a game	4, Bliss vs. UGA (5/11)	4, three times
2B in a game	2, three times	3, Brenning [UNA] (5/14)
3B in a game	1, nine times	1, six times
HR in a game	2, two times	2, two times
RBI in a game	5, Lau vs. UTM (3/5)	5, three times
XBH in a game	2, eight times	3, Brenning [UNA] (5/14)
SB in a game	2, nine times	2, three times
BB in a game	3, five times	3, six times
HBP in a game	2, four times	2, two times
K in a game	4, Holland vs. ARK (4/5)	4, five times
Hitting Streak	10 g, three times	3 g, 38 times
Consec. G w/HR	Williams (2/24-3/1)	Five times

IND. PITCHING

	AUBURN	OPPONENT
K by a starter	15, Burns vs. UC (3/1)	10, two times
K by a reliever	8, two times	7, Magwood [JSU] (4/9)
BB by a starter	5, Wade vs. UA (3/26)	5, Linginfelter [UT] (3/16)
BB by a reliever	3, 10 times	5, two times
IP by a starter	9.0, two times	8.0, Doxakis [TAMU] (4/12)
IP by a reliever	6.1, Fitts vs. UNA (5/14)	4.2, three times

MISCELLANEOUS

	AUBURN
Biggest comeback win	5, two times
Biggest blown lead loss	6, two times
Largest margin of victory	12, at JSU (4/23)
Largest margin of defeat	13, at MSU (3/23)
Longest game, Time	5:40, vs. ARK (4/5 - G2)
Longest game, Time (9 inn)	4:11, two times
Shortest game, Time (9 inn)	2:20, UTSA (3/9 - G1)
Longest game, Innings	15, vs. ARK (4/5 - G2)
Largest crowd, Home	4,096, vs. GS (2/16)
Largest crowd, Road	12,343, at MSU (3/23)
Largest crowd, Neutral	7,896 vs. UA at Riverwalk Stadium (3/26)

STARTS BY ORDER

LEADOFF

Judd Ward	37	19-18
Will Holland	18	13-5

2ND SPOT

Steven Williams	16	12-4
Ryan Bliss	15	6-9
Kason Howell	14	5-9
Will Holland	9	8-1
Rankin Woley	1	1-0

3RD SPOT

Edouard Julien	30	16-14
Rankin Woley	14	8-6
Conor Davis	6	3-3
Steven Williams	5	5-0

CLEANUP

Conor Davis	17	7-10
Rankin Woley	16	12-4
Edouard Julien	14	8-6
Will Holland	4	1-3
Matt Scheffler	2	2-0
Steven Williams	2	2-0

5TH SPOT

Matt Scheffler	16	4-12
Conor Davis	14	8-6
Ryan Bliss	7	6-1
Steven Williams	7	4-3
Edouard Julien	4	4-0
Will Holland	3	3-0
Rankin Woley	3	2-1
Judd Ward	1	1-0

6TH SPOT

Rankin Woley	19	8-11
Conor Davis	14	10-4
Ryan Bliss	12	8-4
Steven Williams	4	2-2
Everett Lau	3	3-0
Kason Howell	1	1-0
Matt Scheffler	1	0-1
Judd Ward	1	0-1

7TH SPOT

Kason Howell	21	14-7
Ryan Bliss	12	9-3
Will Holland	8	2-6
Steven Williams	8	2-6
Edouard Julien	3	2-1
Everett Lau	2	2-0
Matt Scheffler	1	1-0

8TH SPOT

Judd Ward	14	11-3
Steven Williams	12	4-8
Kason Howell	11	8-3
Ryan Bliss	5	1-4
Will Holland	4	2-2
Everett Lau	3	3-0
Edouard Julien	3	1-2
Chase Hall	1	1-0
Matt Scheffler	1	0-1
Devin Warner	1	1-0

9TH SPOT

Matt Scheffler	28	21-7
Will Holland	7	1-6
Chase Hall	5	3-2
Kason Howell	5	2-3
Ryan Bliss	4	2-2
Brody Moore	4	2-2
Ed Johnson	1	1-0
Judd Ward	1	0-1

AUBURN 2019 GAME-BY-GAME STARTING LINEUPS

DATE	OPP	1	2	3	4	5	6	7	8	9	SP
2/15	Georgia Southern	Ward	Holland	Williams	Woley	Julien	Davis	Bliss	Howell	Scheffler	Daniel
2/16	Georgia Southern	Holland	Williams	Woley	Julien	Davis	Bliss	Howell	Scheffler	Ward	Burns
2/17	Georgia Southern	Ward	Holland	Williams	Woley	Julien	Davis	Bliss	Howell	Hall	Gray
2/19	Alabama A&M	Ward	Holland	Williams	Woley	Bliss	Howell	Lau	Hall	Johnson	Skipper
2/20	Alabama A&M	Ward	Woley	Williams	Davis	Julien	Bliss	Howell	Lau	Scheffler	Fuller
2/22	at UCF	Ward	Holland	Williams	Woley	Julien	Davis	Bliss	Howell	Scheffler	Burns
2/23	at UCF	Ward	Holland	Julien	Woley	Williams	Davis	Bliss	Howell	Hall	Gray
2/24	at UCF	Ward	Holland	Julien	Woley	Williams	Davis	Bliss	Howell	Scheffler	Horn
3/1	Cincinnati	Ward	Holland	Julien	Woley	Williams	Davis	Bliss	Howell	Scheffler	Burns
3/2	Cincinnati	Ward	Holland	Julien	Williams	Woley	Davis	Bliss	Howell	Scheffler	Owen
3/3	Cincinnati	Ward	Holland	Julien	Woley	Williams	Davis	Bliss	Howell	Scheffler	Skipper
3/5	UT Martin	Holland	Williams	Julien	Woley	Bliss	Lau	Howell	Ward	Scheffler	Horn
3/6	UT Martin	Holland	Williams	Julien	Woley	Bliss	Davis	Howell	Lau	Scheffler	Wade
3/8	UTSA	Holland	Williams	Julien	Woley	Bliss	Davis	Howell	Ward	Scheffler	Burns
3/9	UTSA	Holland	Williams	Julien	Woley	Bliss	Lau	Howell	Ward	Scheffler	Owen
3/10	UTSA	Holland	Williams	Julien	Woley	Bliss	Davis	Howell	Ward	Hall	Skipper
3/12	at South Alabama	Holland	Williams	Woley	Julien	Davis	Bliss	Howell	Ward	Scheffler	Wade
3/15	Tennessee*	Holland	Williams	Woley	Julien	Davis	Bliss	Howell	Ward	Scheffler	Burns
3/16	Tennessee*	Holland	Williams	Woley	Julien	Davis	Bliss	Howell	Ward	Scheffler	Owen
3/17	Tennessee*	Holland	Williams	Woley	Julien	Davis	Bliss	Howell	Ward	Scheffler	Skipper
3/19	at UAB	Holland	Williams	Woley	Julien	Davis	Bliss	Howell	Ward	Scheffler	Wade
3/22	at Mississippi State*	Holland	Williams	Woley	Julien	Davis	Bliss	Howell	Ward	Scheffler	Burns
3/23	at Mississippi State*	Holland	Williams	Woley	Julien	Davis	Bliss	Howell	Ward	Scheffler	Skipper
3/24	at Mississippi State*	Holland	Williams	Woley	Julien	Davis	Bliss	Howell	Ward	Scheffler	Anderson
3/26	vs. Alabama%	Holland	Williams	Woley	Julien	Davis	Bliss	Howell	Ward	Scheffler	Wade
3/29	at South Carolina*	Holland	Williams	Woley	Julien	Davis	Bliss	Howell	Ward	Scheffler	Burns
3/30	at South Carolina*	Ward	Howell	Julien	Woley	Williams	Davis	Holland	Bliss	Scheffler	Fuller
3/31	at South Carolina*	Ward	Howell	Julien	Woley	Williams	Davis	Holland	Bliss	Scheffler	Skipper
4/2	Georgia Tech	Ward	Howell	Julien	Woley	Williams	Davis	Holland	Bliss	Scheffler	Wade
4/4	Arkansas*	Ward	Howell	Woley	Julien	Davis	Williams	Bliss	Lau	Scheffler	Burns
4/5	Arkansas*	Ward	Howell	Woley	Julien	Davis	Williams	Holland	Bliss	Scheffler	Fuller
4/6	Arkansas*	Ward	Howell	Woley	Julien	Davis	Williams	Holland	Bliss	Hall	Fitts
4/9	Jacksonville State	Ward	Howell	Julien	Davis	Bliss	Scheffler	Williams	Holland	Moore	Wade
4/12	at Texas A&M*	Holland	Howell	Julien	Davis	Woley	Ward	Bliss	Williams	Scheffler	Burns
4/13	at Texas A&M*	Holland	Howell	Julien	Davis	Ward	Woley	Bliss	Williams	Scheffler	Fuller
4/14	at Texas A&M*	Ward	Howell	Julien	Davis	Scheffler	Woley	Bliss	Williams	Holland	Fitts
4/16	at Georgia Tech	Ward	Howell	Julien	Davis	Scheffler	Woley	Holland	Williams	Bliss	Skipper
4/18	Ole Miss*	Ward	Howell	Julien	Davis	Scheffler	Woley	Holland	Williams	Bliss	Wade
4/19	Ole Miss*	Ward	Howell	Julien	Woley	Scheffler	Davis	Williams	Holland	Bliss	Burns
4/20	Ole Miss*	Ward	Howell	Julien	Davis	Williams	Woley	Scheffler	Holland	Bliss	Fuller
4/23	at Jacksonville State	Ward	Bliss	Julien	Davis	Holland	Woley	Lau	Warner	Hall	Watson
4/25	at Vanderbilt*	Ward	Bliss	Julien	Davis	Scheffler	Woley	Howell	Williams	Holland	Burns
4/26	at Vanderbilt*	Ward	Bliss	Julien	Davis	Scheffler	Woley	Howell	Williams	Holland	Fitts
4/27	at Vanderbilt*	Ward	Bliss	Julien	Davis	Scheffler	Woley	Howell	Williams	Holland	Fuller
5/3	Alabama*	Ward	Bliss	Julien	Davis	Scheffler	Woley	Williams	Howell	Holland	Owen
5/4	Alabama*	Ward	Bliss	Julien	Davis	Scheffler	Woley	Williams	Howell	Holland	Fuller
5/5	Alabama*	Ward	Bliss	Julien	Davis	Scheffler	Williams	Howell	Holland	Moore	Fitts
5/7	UAB	Ward	Bliss	Julien	Davis	Scheffler	Woley	Williams	Howell	Holland	Skipper
5/10	Georgia*	Ward	Bliss	Julien	Davis	Scheffler	Woley	Holland	Williams	Howell	Owen
5/11	Georgia*	Ward	Bliss	Davis	Scheffler	Holland	Woley	Julien	Williams	Howell	Burns
5/12	Georgia*	Ward	Bliss	Davis	Holland	Scheffler	Woley	Julien	Williams	Moore	Fitts
5/14	North Alabama*	Ward	Bliss	Davis	Scheffler	Holland	Woley	Julien	Williams	Moore	Fuller
5/16	at LSU*	Ward	Bliss	Davis	Holland	Scheffler	Woley	Williams	Julien	Howell	Anderson
5/17	at LSU*	Ward	Bliss	Davis	Holland	Scheffler	Woley	Williams	Julien	Howell	Owen
5/18	at LSU*	Ward	Bliss	Davis	Holland	Scheffler	Woley	Williams	Julien	Howell	Burns

* - SEC Game

% - MAX Capital City Classic (Montgomery, Ala.)

AUBURN 2019 GAME-BY-GAME STARTERS

DATE	OPP	SP	C	1B	2B	3B	SS	LF	CF	RF	DH
2/15	Georgia Southern	Daniel	Scheffler	Woley	Bliss	Julien	Holland	Ward	Howell	Williams	Davis
2/16	Georgia Southern	Burns	Scheffler	Woley	Bliss	Julien	Holland	Ward	Howell	Williams	Davis
2/17	Georgia Southern	Gray	Hall	Woley	Bliss	Julien	Holland	Ward	Howell	Williams	Davis
2/19	Alabama A&M	Skipper	Hall	Woley	Bliss	Johnson	Holland	Ward	Howell	Williams	Lau
2/20	Alabama A&M	Fuller	Scheffler	Woley	Lau	Julien	Bliss	Ward	Howell	Williams	Davis
2/22	at UCF	Burns	Scheffler	Woley	Bliss	Julien	Holland	Ward	Howell	Williams	Davis
2/23	at UCF	Gray	Hall	Woley	Bliss	Julien	Holland	Ward	Howell	Williams	Davis
2/24	at UCF	Horn	Scheffler	Woley	Bliss	Julien	Holland	Ward	Howell	Williams	Davis
3/1	Cincinnati	Burns	Scheffler	Woley	Bliss	Julien	Holland	Ward	Howell	Williams	Lau
3/2	Cincinnati	Owens	Scheffler	Woley	Bliss	Julien	Holland	Ward	Howell	Williams	Davis
3/3	Cincinnati	Skipper	Scheffler	Woley	Bliss	Julien	Holland	Ward	Howell	Williams	Davis
3/5	UT Martin	Horn	Scheffler	Woley	Bliss	Julien	Holland	Ward	Howell	Williams	Lau
3/6	UT Martin	Wade	Scheffler	Woley	Bliss	Julien	Holland	Davis	Howell	Williams	Lau
3/8	UTSA	Burns	Scheffler	Woley	Bliss	Julien	Holland	Ward	Howell	Williams	Davis
3/9	UTSA	Owen	Scheffler	Woley	Bliss	Julien	Holland	Ward	Howell	Williams	Lau
3/10	UTSA	Skipper	Hall	Woley	Bliss	Julien	Holland	Ward	Howell	Williams	Davis
3/12	at South Alabama	Wade	Scheffler	Woley	Bliss	Julien	Holland	Ward	Howell	Williams	Davis
3/15	Tennessee*	Burns	Scheffler	Woley	Bliss	Julien	Holland	Ward	Howell	Williams	Davis
3/16	Tennessee*	Owen	Scheffler	Woley	Bliss	Julien	Holland	Ward	Howell	Williams	Davis
3/17	Tennessee*	Skipper	Scheffler	Woley	Bliss	Julien	Holland	Ward	Howell	Williams	Davis
3/19	at UAB	Wade	Scheffler	Woley	Bliss	Julien	Holland	Ward	Howell	Williams	Davis
3/22	at Mississippi State*	Burns	Scheffler	Woley	Bliss	Julien	Holland	Ward	Howell	Williams	Davis
3/23	at Mississippi State*	Skipper	Scheffler	Woley	Bliss	Julien	Holland	Ward	Howell	Williams	Davis
3/24	at Mississippi State*	Anderson	Scheffler	Woley	Bliss	Julien	Holland	Ward	Howell	Williams	Davis
3/26	vs. Alabama^	Wade	Scheffler	Woley	Bliss	Julien	Holland	Ward	Howell	Williams	Davis
3/29	at South Carolina*	Burns	Scheffler	Woley	Bliss	Julien	Holland	Ward	Howell	Williams	Davis
3/30	at South Carolina*	Fuller	Scheffler	Woley	Bliss	Julien	Holland	Ward	Howell	Williams	Davis
3/31	at South Carolina*	Skipper	Scheffler	Woley	Bliss	Julien	Holland	Ward	Howell	Williams	Davis
4/2	Georgia Tech	Wade	Scheffler	Woley	Bliss	Julien	Holland	Ward	Howell	Williams	Davis
4/4	Arkansas*	Burns	Scheffler	Woley	Lau	Julien	Bliss	Ward	Howell	Williams	Davis
4/5	Arkansas*	Fuller	Scheffler	Woley	Bliss	Julien	Holland	Ward	Howell	Williams	Davis
4/6	Arkansas*	Fitts	Hall	Woley	Bliss	Julien	Holland	Ward	Howell	Williams	Davis
4/9	Jacksonville State	Wade	Scheffler	Moore	Bliss	Julien	Holland	Ward	Howell	Williams	Davis
4/12	at Texas A&M*	Burns	Scheffler	Woley	Bliss	Julien	Holland	Ward	Howell	Williams	Davis
4/13	at Texas A&M*	Fuller	Scheffler	Woley	Bliss	Julien	Holland	Ward	Howell	Williams	Davis
4/14	at Texas A&M*	Fitts	Scheffler	Woley	Bliss	Julien	Holland	Ward	Howell	Williams	Davis
4/16	at Georgia Tech	Skipper	Scheffler	Woley	Bliss	Julien	Holland	Ward	Howell	Williams	Davis
4/18	Ole Miss*	Wade	Scheffler	Woley	Bliss	Julien	Holland	Ward	Howell	Williams	Davis
4/19	Ole Miss*	Burns	Scheffler	Woley	Bliss	Julien	Holland	Ward	Howell	Williams	Davis
4/20	Ole Miss*	Fuller	Scheffler	Woley	Bliss	Julien	Holland	Ward	Howell	Williams	Davis
4/23	at Jacksonville State	Watson	Hall	Woley	Bliss	Julien	Holland	Davis	Ward	Warner	Lau
4/25	at Vanderbilt*	Burns	Scheffler	Woley	Bliss	Julien	Holland	Ward	Howell	Williams	Davis
4/26	at Vanderbilt*	Fitts	Scheffler	Woley	Bliss	Julien	Holland	Ward	Howell	Williams	Davis
4/27	at Vanderbilt*	Fuller	Scheffler	Woley	Bliss	Julien	Holland	Ward	Howell	Williams	Davis
5/3	Alabama*	Owen	Scheffler	Woley	Bliss	Julien	Holland	Ward	Howell	Williams	Davis
5/4	Alabama*	Fuller	Scheffler	Woley	Bliss	Julien	Holland	Ward	Howell	Williams	Davis
5/5	Alabama*	Fitts	Scheffler	Moore	Bliss	Julien	Holland	Ward	Howell	Williams	Davis
5/7	UAB	Skipper	Scheffler	Woley	Bliss	Julien	Holland	Ward	Howell	Williams	Davis
5/10	Georgia*	Owen	Scheffler	Woley	Bliss	Julien	Holland	Ward	Howell	Williams	Davis
5/11	Georgia*	Burns	Scheffler	Woley	Bliss	Julien	Holland	Ward	Howell	Williams	Davis
5/12	Georgia*	Fitts	Scheffler	Woley	Bliss	Julien	Holland	Moore	Ward	Williams	Davis
5/14	North Alabama*	Fuller	Scheffler	Woley	Bliss	Julien	Holland	Moore	Ward	Williams	Davis
5/16	at LSU*	Anderson	Scheffler	Woley	Bliss	Julien	Holland	Ward	Howell	Williams	Davis
5/17	at LSU*	Owen	Scheffler	Woley	Bliss	Julien	Holland	Ward	Howell	Williams	Davis
5/18	at LSU*	Burns	Scheffler	Woley	Bliss	Julien	Holland	Ward	Howell	Williams	Davis

* - SEC Game

^ - MAX Capital City Classic (Montgomery, Ala.)

OVERALL STATS



**2019 Auburn Baseball
Overall Statistics for Auburn (as of May 22, 2019)
(All games Sorted by Batting avg)**



Record: 33-23 Home: 22-10 Away: 10-12 Neutral: 1-1 SEC: 14-16

Player	avg	gp-gs	ab	r	h	2b	3b	hr	rbi	tb	slg%	bb	hp	so	gdp	ob%	sf	sh	sb-att	po	a	e	fld%	
24 Davis, Conor	.292	53-52	209	30	61	9	1	6	32	90	.431	16	3	55	4	.351	0	0	2-2	4	0	0	1.000	
1 Ward, Judd	.278	56-55	212	37	59	10	2	4	29	85	.401	33	7	45	0	.391	1	6	5-7	111	7	5	.959	
4 Woley, Rankin	.276	54-54	214	28	59	14	1	3	36	84	.393	17	5	54	7	.339	3	0	2-2	432	37	1	.998	
9 Bliss, Ryan	.275	56-56	207	41	57	10	1	2	32	75	.362	30	2	38	5	.362	7	2	10-12	90	147	5	.979	
6 Scheffler, Matt	.273	52-50	183	29	50	10	0	2	25	66	.361	15	6	19	2	.345	2	4	5-6	429	47	6	.988	
16 Howell, Kason	.259	53-53	189	24	49	8	0	0	25	57	.302	19	6	46	2	.338	5	4	13-15	144	2	3	.980	
17 Holland, Will	.245	54-54	196	40	48	9	0	8	27	81	.413	29	12	50	4	.376	0	3	14-17	56	136	11	.946	
10 Julien, Edouard	.238	55-55	202	42	48	14	1	8	47	88	.436	38	7	69	1	.369	5	0	3-5	29	71	9	.917	
41 Williams, Steven	.230	55-55	200	33	46	6	2	6	23	74	.370	32	3	50	2	.340	3	4	3-3	102	3	3	.972	

38 Olson, Brett	1.000	2-0	1	0	1	0	0	0	0	1	1.000	1	0	0	0	1.000	0	0	0-0	1	0	0	1.000	
19 Moore, Brody	.333	13-4	27	6	9	1	1	0	4	12	.444	2	0	5	2	.379	0	0	0-1	26	6	0	1.000	
7 Johnson, Ed	.286	6-1	7	0	2	0	0	0	0	2	.286	1	0	2	0	.375	0	0	0-0	4	1	1	.833	
3 Warner, Devin	.273	8-1	11	1	3	0	0	0	3	3	.273	0	1	4	0	.333	0	0	0-0	1	0	0	1.000	
2 Lau, Everett	.250	19-8	40	7	10	2	0	1	8	15	.375	4	1	12	2	.333	0	0	1-1	5	4	0	1.000	
11 Hall, Chase	.174	12-6	23	2	4	1	0	0	3	5	.217	1	2	7	2	.269	0	0	0-0	63	2	2	.970	
5 Eaton, Jarrett	.000	11-0	3	4	0	0	0	0	0	0	.000	0	0	1	0	.000	0	0	1-1	4	0	0	1.000	
21 Henderson, Jackson	.000	4-0	2	1	0	0	0	0	0	0	.000	0	0	2	0	.000	0	0	0-0	1	0	0	1.000	
Totals	.263	56	1926	325	506	94	9	40	294	738	.383	238	55	459	33	.356	26	23	59-72	1533	538	56	.974	
Opponents	.258	56	1959	289	505	97	6	45	258	749	.382	227	38	497	25	.343	18	25	61-77	1508	550	66	.969	

LOB - Team (435), Opp (445). DPs turned - Team (34), Opp (39). IBB - Team (12), Julien, E. 5, Williams, S. 3, Howell, K. 2, Holland, W. 1, Bliss, R. 1, Opp (7). Picked off - Howell, K. 2, Scheffler, M 2, Holland, W. 1, Ward, J. 1.

(All games Sorted by Earned run avg)

Player	era	w-l	app	gs	cg	sho	sv	ip	h	r	er	bb	so	2b	3b	hr	b/avg	wp	hp	bks	sfa	sha
44 Owen, Jack	2.37	4-2	10	6	1	1/1	0	49.1	39	14	13	8	46	5	0	2	.218	2	2	0	1	2
32 Burns, Tanner	2.80	4-3	13	13	1	1/2	0	74.0	57	27	23	20	95	14	1	6	.210	9	4	0	3	1
20 Greenhill, Cody	3.04	2-2	23	0	0	0/3	10	47.1	42	20	16	12	37	9	1	2	.237	4	8	0	3	1
18 Fuller, Brooks	4.12	2-2	18	8	0	0/1	2	43.2	37	28	20	35	35	4	1	5	.231	7	3	0	1	4
14 Anderson, Elliott	4.15	5-2	25	3	0	0/2	0	56.1	58	32	26	25	59	12	0	5	.262	10	1	0	2	4
43 Fitts, Richard	5.57	3-3	16	5	0	0/0	0	42.0	55	26	26	12	32	11	0	6	.320	4	2	0	0	1

23 Glavine, Peyton	2.45	1-0	8	0	0	0/0	0	7.1	8	2	2	7	11	1	0	0	.267	0	0	0	0	0
13 Daniel, Davis	4.50	0-0	1	1	0	0/0	0	2.0	4	2	1	0	4	0	0	0	.364	0	0	0	0	0
33 Morrison, Will	4.56	0-0	23	0	0	0/1	0	25.2	24	13	13	10	15	7	0	2	.264	2	6	0	2	1
40 Wade, Garrett	4.86	3-0	15	7	0	0/1	0	33.1	33	23	18	27	41	5	0	1	.260	5	2	1	1	3
36 Gray, Kyle	4.87	2-3	14	2	0	0/1	0	20.1	19	13	11	15	16	4	0	2	.241	3	5	0	1	2
37 Watson, Ryan	5.18	1-1	20	1	0	0/1	0	33.0	37	20	19	16	32	7	0	2	.294	2	1	0	3	3
29 Skipper, Carson	7.46	3-3	17	8	0	0/1	2	35.0	45	33	29	23	38	7	3	5	.306	2	2	1	0	1
8 Horn, Bailey	7.56	3-0	15	2	0	0/0	0	25.0	26	22	21	10	21	6	0	6	.260	3	2	0	0	1
31 Schilleci, Blake	7.56	0-2	11	0	0	0/0	0	16.2	21	14	14	7	15	5	0	1	.313	3	0	0	1	1
Totals	4.44	33-23	56	56	2	7/5	14	511.0	505	289	252	227	497	97	6	45	.258	56	38	2	18	25
Opponents	5.23	23-33	56	56	0	3/3	8	502.2	506	325	292	238	459	94	9	40	.263	64	55	9	26	23

PB - Team (11), Scheffler, M 8, Hall, C. 3, Opp (7). Pickoffs - Team (6), Scheffler, M 1, Wade, G. 1, Skipper, C. 1, Anderson, E. 1, Greenhill, C 1, Fuller, B. 1, Opp (6). SBA/ATT - Scheffler, M (55-65), Wade, G. (9-12), Anderson, E. (6-9), Watson, R. (5-8), Morrison, W. (6-6), Burns, T. (4-6), Hall, C. (6-6), Skipper, C. (5-6), Horn, B. (4-5), Fitts, R. (4-5), Owen, J. (4-5), Fuller, B. (3-4), Gray, K. (4-4), Greenhill, C (3-3), Daniel, D. (2-2), Schilleci, B (1-1), Glavine, P. (1-1).

SEC STATS



**2019 Auburn Baseball
Conference statistics for Auburn (as of May 18, 2019)
(SEC games only Sorted by Batting avg)**



Record: 14-16 Home: 9-6 Away: 5-10 SEC: 14-16

Player	avg	gp-gs	ab	r	h	2b	3b	hr	rbi	tb	slg%	bb	hp	so	gdp	ob%	sf	sh	sb-att	po	a	e	fld%	
9 Bliss, Ryan	.288	30-30	111	24	32	4	0	1	17	39	.351	13	2	17	4	.364	3	1	6-7	55	93	4	.974	
1 Ward, Judd	.286	30-30	119	15	34	7	0	2	14	47	.395	13	2	27	0	.366	0	4	1-1	72	5	3	.963	
24 Davis, Conor	.278	30-30	115	18	32	5	1	3	14	48	.417	11	2	35	2	.352	0	0	1-1	1	0	0	1.000	
6 Scheffler, Matt	.264	29-29	106	15	28	6	0	1	16	37	.349	7	3	10	0	.325	1	2	1-2	221	22	4	.984	
17 Holland, Will	.245	29-29	102	20	25	4	0	7	18	50	.490	11	7	30	2	.358	0	2	5-7	38	79	8	.936	
16 Howell, Kason	.238	29-29	105	11	25	5	0	0	8	30	.286	7	4	29	2	.310	0	2	4-5	81	1	1	.988	
4 Woley, Rankin	.231	29-29	117	9	27	4	0	2	13	37	.316	6	2	28	3	.280	0	0	1-1	231	20	0	1.000	
41 Williams, Steven	.190	30-30	105	12	20	2	1	3	9	33	.314	15	1	32	1	.293	2	2	1-1	57	3	2	.968	
10 Julien, Edouard	.180	30-30	111	16	20	9	1	2	21	37	.333	15	3	42	0	.288	3	0	0-1	19	33	3	.945	

7 Johnson, Ed	1.000	2-0	1	0	1	0	0	0	0	1	1.000	0	0	0	0	1.000	0	0	0-0	1	0	1	.500	
11 Hall, Chase	.250	3-1	4	0	1	0	0	0	0	1	.250	0	0	3	0	.250	0	0	0-0	7	0	0	1.000	
19 Moore, Brody	.235	7-2	17	2	4	0	0	0	1	4	.235	0	0	4	2	.235	0	0	0-1	9	3	0	1.000	
2 Lau, Everett	.200	7-1	10	1	2	0	0	0	0	2	.200	1	0	3	1	.273	0	0	1-1	1	1	0	1.000	
3 Warner, Devin	.000	4-0	4	0	0	0	0	0	0	0	.000	0	0	3	0	.000	0	0	0-0	0	0	0	.000	
5 Eaton, Jarrett	.000	5-0	0	1	0	0	0	0	0	0	.000	0	0	0	0	.000	0	0	1-1	1	0	0	1.000	
Totals	.244	30	1027	144	251	46	3	21	131	366	.356	99	26	263	17	.324	9	13	22-29	810	300	32	.972	
Opponents	.284	30	1074	179	305	54	5	33	165	468	.436	119	16	233	17	.361	11	10	36-46	816	301	31	.973	

LOB - Team (214), Opp (241). DPs turned - Team (24), Opp (20). IBB - Team (6), Williams, S. 3, Julien, E. 1, Howell, K. 1, Bliss, R. 1, Opp (3). Picked off - Scheffler, M 1, Ward, J. 1.

(SEC games only Sorted by Earned run avg)

Player	era	w-l	app	gs	cg	sho	sv	ip	h	r	er	bb	so	2b	3b	hr	b/avg	wp	hp	bks	sfa	sha
20 Greenhill, Cody	3.28	2-2	16	0	0	0/2	7	35.2	34	16	13	10	30	7	1	2	.248	3	5	0	2	1
18 Fuller, Brooks	3.82	2-2	11	6	0	0/1	1	33.0	29	17	14	23	30	3	1	4	.238	6	2	0	1	3
32 Burns, Tanner	3.99	1-3	9	9	0	0/1	0	47.1	46	25	21	16	56	11	1	6	.251	8	3	0	3	1
44 Owen, Jack	4.81	1-2	6	4	0	0/0	0	24.1	25	13	13	6	17	3	0	2	.266	1	2	0	1	0
14 Anderson, Elliott	4.98	3-1	16	2	0	0/1	0	34.1	41	25	19	16	29	7	0	4	.293	7	0	0	1	4
43 Fitts, Richard	7.88	2-3	9	5	0	0/0	0	24.0	38	21	21	6	17	6	0	5	.362	4	0	0	0	0

33 Morrison, Will	2.45	0-0	10	0	0	0/0	0	11.0	10	3	3	2	6	3	0	1	.263	0	1	0	1	0
36 Gray, Kyle	2.45	1-0	5	0	0	0/0	0	7.1	5	2	2	5	3	1	0	1	.185	1	1	0	0	0
40 Wade, Garrett	5.14	0-0	6	1	0	0/0	0	7.0	9	7	4	5	8	2	0	0	.300	1	1	0	1	0
31 Schilleci, Blake	5.40	0-1	5	0	0	0/0	0	8.1	13	5	5	2	5	3	0	1	.361	0	0	0	0	0
37 Watson, Ryan	6.00	1-0	11	0	0	0/1	0	15.0	18	11	10	7	16	2	0	0	.316	0	0	0	1	1
23 Glavine, Peyton	9.00	0-0	3	0	0	0/0	0	2.0	4	2	2	4	2	0	0	0	.400	0	0	0	0	0
8 Horn, Bailey	9.28	1-0	7	0	0	0/0	0	10.2	12	12	11	5	6	2	0	4	.273	0	1	0	0	0
29 Skipper, Carson	16.20	0-2	7	3	0	0/0	0	10.0	21	20	18	12	8	4	2	3	.412	1	0	1	0	0
Totals	5.20	14-16	30	30	0	2/2	8	270.0	305	179	156	119	233	54	5	33	.284	32	16	1	11	10
Opponents	4.30	16-14	30	30	0	3/3	7	272.0	251	144	130	99	263	46	3	21	.244	23	26	1	9	13

PB - Team (6), Scheffler, M 5, Hall, C. 1, Opp (5). Pickoffs - Team (3), Wade, G. 1, Fuller, B. 1, Anderson, E. 1, Opp (2). SBA/ATT - Scheffler, M (33-37), Anderson, E. (5-8), Wade, G. (6-7), Watson, R. (3-5), Morrison, W. (5-5), Burns, T. (3-4), Gray, K. (3-3), Greenhill, C (3-3), Hall, C. (3-3), Fuller, B. (2-3), Fitts, R. (1-2), Horn, B. (1-2), Owen, J. (1-1), Schilleci, B (1-1), Skipper, C. (1-1), Glavine, P. (1-1).

HOME GAMES



**2019 Auburn Baseball
Overall Statistics for Auburn (as of May 15, 2019)
(Home games Sorted by Batting avg)**



Record: 22-10 Home: 22-10 Away: 0-0 SEC: 9-6

Player	avg	gp-gs	ab	r	h	2b	3b	hr	rbi	tb	slg%	bb	hp	so	gdp	ob%	sf	sh	sb-att	po	a	e	fld%	
24 Davis, Conor	.307	29-28	114	17	35	8	0	3	14	52	.456	10	0	28	2	.363	0	0	1-1	3	0	0	1.000	
17 Holland, Will	.303	30-30	109	28	33	5	0	5	17	53	.486	18	5	23	2	.424	0	1	11-13	28	78	6	.946	
6 Scheffler, Matt	.292	29-28	96	18	28	5	0	1	16	36	.375	10	5	10	1	.381	2	4	3-4	264	34	1	.997	
9 Bliss, Ryan	.284	32-32	116	28	33	3	1	1	21	41	.353	20	0	18	2	.371	7	2	9-11	51	86	4	.972	
10 Julien, Edouard	.278	31-31	115	28	32	7	1	6	30	59	.513	20	6	37	0	.403	3	0	2-4	16	45	6	.910	
4 Woley, Rankin	.277	30-30	119	14	33	10	1	0	27	45	.378	8	4	27	4	.338	2	0	1-1	249	28	1	.996	
16 Howell, Kason	.275	30-30	102	14	28	7	0	0	17	35	.343	15	3	29	1	.374	3	3	9-10	82	2	2	.977	
1 Ward, Judd	.248	32-31	117	20	29	6	0	2	9	41	.350	19	6	24	0	.378	1	5	2-4	67	4	1	.986	
41 Williams, Steven	.221	32-32	113	20	25	4	1	3	13	40	.354	20	3	30	1	.348	2	3	0-0	55	3	2	.967	

19 Moore, Brody	.292	9-4	24	3	7	0	1	0	3	9	.375	2	0	4	2	.346	0	0	0-1	25	3	0	1.000	
2 Lau, Everett	.273	15-7	33	5	9	1	0	1	7	13	.394	3	1	8	2	.351	0	0	1-1	5	4	0	1.000	
7 Johnson, Ed	.200	4-1	5	0	1	0	0	0	0	1	.200	1	0	1	0	.333	0	0	0-0	4	1	1	.833	
11 Hall, Chase	.176	7-4	17	0	3	1	0	0	2	4	.235	1	0	4	1	.222	0	0	0-0	40	2	1	.977	
3 Warner, Devin	.000	4-0	4	0	0	0	0	0	0	0	.000	0	0	3	0	.000	0	0	0-0	0	0	0	.000	
5 Eaton, Jarrett	.000	8-0	2	2	0	0	0	0	0	0	.000	0	0	0	0	.000	0	0	1-1	2	0	0	1.000	
21 Henderson, Jackso	.000	3-0	1	1	0	0	0	0	0	0	.000	0	0	1	0	.000	0	0	0-0	1	0	0	1.000	
38 Olson, Brett	.000	1-0	0	0	0	0	0	0	0	0	.000	1	0	0	0	1.000	0	0	0-0	0	0	0	.000	
Totals	.272	32	1087	198	296	57	5	22	176	429	.395	148	33	247	18	.370	20	18	40-51	918	330	31	.976	
Opponents	.235	32	1147	143	270	49	5	23	129	398	.347	119	23	306	13	.318	6	11	36-46	857	322	37	.970	

LOB - Team (251), Opp (245). DPs turned - Team (19), Opp (21). IBB - Team (8), Williams, S. 2, Howell, K. 2, Julien, E. 2, Holland, W. 1, Bliss, R. 1, Opp (6). Picked off - Howell, K. 2, Scheffler, M 2, Ward, J. 1.

(Home games Sorted by Earned run avg)

Player	era	w-l	app	gs	cg	sho	sv	ip	h	r	er	bb	so	2b	3b	hr	b/avg	wp	hp	bks	sfa	sha		
20 Greenhill, Cody	1.91	2-1	13	0	0	0/2	4	28.1	21	9	6	8	25	4	0	2	.208	3	5	0	1	0		
44 Owen, Jack	2.02	4-1	7	5	1	1/1	0	35.2	25	8	8	6	29	3	0	2	.200	1	1	0	0	2		
32 Burns, Tanner	2.03	2-1	7	7	1	1/2	0	44.1	33	10	10	8	62	3	1	4	.206	3	1	0	1	0		
14 Anderson, Elliott	3.52	4-1	14	0	0	0/2	0	30.2	28	12	12	11	33	7	0	3	.239	4	0	0	0	0		
29 Skipper, Carson	4.50	2-2	10	5	0	0/1	2	26.0	27	16	13	7	31	3	3	3	.262	1	2	0	0	0		
18 Fuller, Brooks	4.85	1-0	12	5	0	0/0	1	26.0	21	20	14	22	22	2	1	3	.216	2	2	0	1	3		
43 Fitts, Richard	5.70	2-1	9	3	0	0/0	0	23.2	30	15	15	6	19	6	0	3	.313	1	1	0	0	1		

23 Glavine, Peyton	0.00	0-0	4	0	0	0/0	0	3.0	3	0	0	3	5	1	0	0	.250	0	0	0	0	0		
36 Gray, Kyle	1.93	2-1	8	1	0	0/1	0	14.0	10	5	3	11	11	2	0	0	.196	3	4	0	1	2		
33 Morrison, Will	3.60	0-0	12	0	0	0/1	0	15.0	14	6	6	8	11	4	0	1	.259	1	3	0	0	0		
40 Wade, Garrett	3.80	2-0	9	4	0	0/1	0	21.1	21	12	9	13	26	4	0	0	.250	5	2	0	1	1		
37 Watson, Ryan	4.42	0-1	10	0	0	0/0	0	18.1	15	10	9	6	17	4	0	1	.224	0	0	0	1	1		
13 Daniel, Davis	4.50	0-0	1	1	0	0/0	0	2.0	4	2	1	0	4	0	0	0	.364	0	0	0	0	0		
8 Horn, Bailey	8.22	1-0	7	1	0	0/0	0	7.2	9	7	7	5	4	3	0	0	.290	1	2	0	0	0		
31 Schilleci, Blake	9.90	0-1	7	0	0	0/0	0	10.0	9	11	11	5	7	3	0	1	.237	2	0	0	0	1		
Totals	3.65	22-10	32	32	2	6/4	7	306.0	270	143	124	119	306	49	5	23	.235	27	23	0	6	11		
Opponents	5.45	10-22	32	32	0	1/1	4	285.2	296	198	173	148	247	57	5	22	.272	50	33	7	20	18		

PB - Team (4), Scheffler, M 4, Opp (2). Pickoffs - Team (3), Skipper, C. 1, Scheffler, M 1, Greenhill, C 1, Opp (5). SBA/ATT - Scheffler, M (30-37), Wade, G. (6-7), Burns, T. (4-6), Hall, C. (6-6), Morrison, W. (5-5), Anderson, E. (2-4), Owen, J. (3-4), Skipper, C. (2-3), Gray, K. (3-3), Watson, R. (2-3), Fitts, R. (2-3), Daniel, D. (2-2), Horn, B. (1-2), Fuller, B. (2-2), Greenhill, C (2-2).

AWAY & NEUTRAL GAMES



2019 Auburn Baseball
Overall Statistics for Auburn (as of May 22, 2019)
(Away & Neutral Sorted by Batting avg)



Record: 11-13 Home: 0-0 Away: 10-12 Neutral: 1-1 SEC: 5-10

Player	avg	gp-gs	ab	r	h	2b	3b	hr	rbi	tb	slg%	bb	hp	so	gdp	ob%	sf	sh	sb-att	po	a	e	fld%
1 Ward, Judd	.316	24-24	95	17	30	4	2	2	20	44	.463	14	1	21	0	.409	0	1	3-3	44	3	4	.922
24 Davis, Conor	.274	24-24	95	13	26	1	1	3	18	38	.400	6	3	27	2	.337	0	0	1-1	1	0	0	1.000
4 Woley, Rankin	.274	24-24	95	14	26	4	0	3	9	39	.411	9	1	27	3	.340	1	0	1-1	183	9	0	1.000
9 Bliss, Ryan	.264	24-24	91	13	24	7	0	1	11	34	.374	10	2	20	3	.350	0	0	1-1	39	61	1	.990
6 Scheffler, Matt	.253	23-22	87	11	22	5	0	1	9	30	.345	5	1	9	1	.301	0	0	2-2	165	13	5	.973
41 Williams, Steven	.241	23-23	87	13	21	2	1	3	10	34	.391	12	0	20	1	.330	1	1	3-3	47	0	1	.979
16 Howell, Kason	.241	23-23	87	10	21	1	0	0	8	22	.253	4	3	17	1	.292	2	1	4-5	62	0	1	.984
10 Julien, Edouard	.184	24-24	87	14	16	7	0	2	17	29	.333	18	1	32	1	.324	2	0	1-1	13	26	3	.929
17 Holland, Will	.172	24-24	87	12	15	4	0	3	10	28	.322	11	7	27	2	.314	0	2	3-4	28	58	5	.945

38 Olson, Brett	1.000	1-0	1	0	1	0	0	0	0	1	1.000	0	0	0	0	1.000	0	0	0-0	1	0	0	1.000
19 Moore, Brody	.667	4-0	3	3	2	1	0	0	1	3	1.000	0	0	1	0	.667	0	0	0-0	1	3	0	1.000
7 Johnson, Ed	.500	2-0	2	0	1	0	0	0	0	1	.500	0	0	1	0	.500	0	0	0-0	0	0	0	.000
3 Warner, Devin	.429	4-1	7	1	3	0	0	0	3	3	.429	0	1	1	0	.500	0	0	0-0	1	0	0	1.000
11 Hall, Chase	.167	5-2	6	2	1	0	0	0	1	1	.167	0	2	3	1	.375	0	0	0-0	23	0	1	.958
2 Lau, Everett	.143	4-1	7	2	1	1	0	0	1	2	.286	1	0	4	0	.250	0	0	0-0	0	0	0	.000
5 Eaton, Jarrett	.000	3-0	1	2	0	0	0	0	0	0	.000	0	0	1	0	.000	0	0	0-0	2	0	0	1.000
21 Henderson, Jackson	.000	1-0	1	0	0	0	0	0	0	0	.000	0	0	1	0	.000	0	0	0-0	0	0	0	.000
Totals	.250	24	839	127	210	37	4	18	118	309	.368	90	22	212	15	.336	6	5	19-21	615	208	25	.971
Opponents	.289	24	812	146	235	48	1	22	129	351	.432	108	15	191	12	.378	12	14	25-31	651	228	29	.968

LOB - Team (184), Opp (200). DPs turned - Team (15), Opp (18). IBB - Team (4), Julien, E. 3, Williams, S. 1, Opp (1). Picked off - Holland, W. 1.

(Away & Neutral Sorted by Earned run avg)

Player	era	w-l	app	gs	cg	sho	sv	ip	h	r	er	bb	so	2b	3b	hr	b/avg	wp	hp	bk	sfa	sha
18 Fuller, Brooks	3.06	1-2	6	3	0	0/1	1	17.2	16	8	6	13	13	2	0	2	.254	5	1	0	0	1
32 Burns, Tanner	3.94	2-2	6	6	0	0/0	0	29.2	24	17	13	12	33	11	0	2	.214	6	3	0	2	1
20 Greenhill, Cody	4.74	0-1	10	0	0	0/1	6	19.0	21	11	10	4	12	5	1	0	.276	1	3	0	2	1
14 Anderson, Elliott	4.91	1-1	11	3	0	0/0	0	25.2	30	20	14	14	26	5	0	2	.288	6	1	0	2	4
43 Fitts, Richard	5.40	1-2	7	2	0	0/0	0	18.1	25	11	11	6	13	5	0	3	.329	3	1	0	0	0
8 Horn, Bailey	7.27	2-0	8	1	0	0/0	0	17.1	17	15	14	5	17	3	0	6	.246	2	0	0	0	1

44 Owen, Jack	3.29	0-1	3	1	0	0/0	0	13.2	14	6	5	2	17	2	0	0	.259	1	1	0	1	0
31 Schilleci, Blake	4.05	0-1	4	0	0	0/0	0	6.2	12	3	3	2	8	2	0	0	.414	1	0	0	1	0
23 Glavine, Peyton	4.15	1-0	4	0	0	0/0	0	4.1	5	2	2	4	6	0	0	0	.278	0	0	0	0	0
33 Morrison, Will	5.91	0-0	11	0	0	0/0	0	10.2	10	7	7	2	4	3	0	1	.270	1	3	0	2	1
37 Watson, Ryan	6.14	1-0	10	1	0	0/1	0	14.2	22	10	10	10	15	3	0	1	.373	2	1	0	2	2
40 Wade, Garrett	6.75	1-0	6	3	0	0/0	0	12.0	12	11	9	14	15	1	0	1	.279	0	0	1	0	2
36 Gray, Kyle	11.37	0-2	6	1	0	0/0	0	6.1	9	8	8	4	5	2	0	2	.321	0	1	0	0	0
29 Skipper, Carson	16.00	1-1	7	3	0	0/0	0	9.0	18	17	16	16	7	4	0	2	.409	1	0	1	0	1
Totals	5.62	11-13	24	24	0	1/1	7	205.0	235	146	128	108	191	48	1	22	.289	29	15	2	12	14
Opponents	4.94	13-11	24	24	0	2/2	4	217.0	210	127	119	90	212	37	4	18	.250	14	22	2	6	5

PB - Team (7), Scheffler, M 4, Hall, C. 3, Opp (5). Pickoffs - Team (3), Wade, G. 1, Anderson, E. 1, Fuller, B. 1, Opp (1). SBA/ATT - Scheffler, M (25-28), Anderson, E. (4-5), Watson, R. (3-5), Wade, G. (3-5), Horn, B. (3-3), Skipper, C. (3-3), Fitts, R. (2-2), Fuller, B. (1-2), Greenhill, C (1-1), Gray, K. (1-1), Morrison, W. (1-1), Owen, J. (1-1), Schilleci, B (1-1), Glavine, P. (1-1).

LAST FIVE GAMES



**2019 Auburn Baseball
Overall Statistics for Auburn (as of May 22, 2019)
(Last Five Sorted by Batting avg)**



Record: 3-2 Home: 1-0 Away: 1-2 Neutral: 1-0 SEC: 1-2

Player	avg	gp-gs	ab	r	h	2b	3b	hr	rbi	tb	slg%	bb	hp	so	gdp	ob%	sf	sh	sb-att	po	a	e	fld%	
41 Williams, Steven	.222	5-5	18	2	4	1	2	1	4	12	.667	3	0	3	0	.333	0	0	0-0	5	0	0	1.000	
17 Holland, Will	.222	5-5	18	4	4	1	0	2	4	11	.611	2	1	1	1	.333	0	0	1-1	7	13	2	.909	
4 Woley, Rankin	.222	5-5	18	3	4	1	0	0	1	5	.278	2	0	3	0	.286	1	0	0-0	45	0	0	1.000	
1 Ward, Judd	.200	5-5	20	1	4	0	0	1	3	7	.350	3	0	7	0	.304	0	0	0-0	15	0	0	1.000	
9 Bliss, Ryan	.176	5-5	17	3	3	0	0	1	1	6	.353	5	0	1	1	.364	0	0	1-2	10	15	0	1.000	
6 Scheffler, Matt	.158	5-5	19	3	3	0	0	1	2	6	.316	2	0	3	0	.238	0	0	0-0	39	6	0	1.000	
24 Davis, Conor	.158	5-5	19	0	3	0	0	0	0	3	.158	2	0	10	1	.238	0	0	0-0	0	0	0	.000	
10 Julien, Edouard	.125	5-5	16	2	2	1	0	0	3	3	.188	1	1	7	0	.211	1	0	0-0	2	7	1	.900	
16 Howell, Kason	.071	4-4	14	1	1	0	0	0	0	1	.071	1	0	6	0	.133	0	0	0-0	14	0	0	1.000	

2 Lau, Everett	.500	2-0	2	0	1	0	0	0	1	1	.500	0	0	1	0	.500	0	0	0-0	0	0	0	.000	
19 Moore, Brody	.200	2-1	5	0	1	0	0	0	1	1	.200	1	0	2	0	.333	0	0	0-0	4	3	0	1.000	
5 Eaton, Jarrett	.000	1-0	0	1	0	0	0	0	0	0	.000	0	0	0	0	.000	0	0	0-0	0	0	0	.000	
Totals	.181	5	166	20	30	4	2	6	20	56	.337	22	2	44	3	.281	2	0	2-3	141	50	3	.985	
Opponents	.257	5	179	26	46	9	0	4	23	67	.374	16	6	42	3	.333	3	3	1-2	142	39	4	.978	

LOB - Team (30), Opp (40). DPs turned - Team (3), Opp (3). IBB - Team (1), Williams, S. 1.

(Last Five Sorted by Earned run avg)

Player	era	w-l	app	gs	cg	sho	sv	ip	h	r	er	bb	so	2b	3b	hr	b/avg	wp	hp	bk	sfa	sha		
43 Fitts, Richard	1.42	0-0	1	0	0	0/0	0	6.1	4	1	1	2	8	2	0	0	.182	0	1	0	0	0		
32 Burns, Tanner	2.25	0-0	1	1	0	0/0	0	4.0	4	1	1	0	4	3	0	0	.250	0	1	0	0	0		
20 Greenhill, Cody	3.00	0-0	2	0	0	0/0	1	6.0	6	3	2	3	2	0	0	0	.286	1	2	0	2	1		
8 Horn, Bailey	3.52	1-0	2	0	0	0/0	0	7.2	3	3	3	1	8	0	0	3	.111	1	0	0	0	0		
44 Owen, Jack	5.14	0-1	1	1	0	0/0	0	7.0	8	4	4	1	6	1	0	0	.286	1	1	0	0	0		
14 Anderson, Elliott	7.04	0-1	2	2	0	0/0	0	7.2	11	7	6	4	7	0	0	1	.324	2	0	0	1	0		

36 Gray, Kyle	0.00	1-0	1	0	0	0/0	0	2.2	3	0	0	0	3	0	0	0	.273	0	1	0	0	0		
37 Watson, Ryan	0.00	1-0	1	0	0	0/0	0	1.1	1	0	0	0	1	0	0	0	.250	0	0	0	0	0		
33 Morrison, Will	6.75	0-0	3	0	0	0/0	0	1.1	1	1	1	1	1	1	0	0	.200	0	0	0	0	0		
18 Fuller, Brooks	16.88	0-0	3	1	0	0/0	1	2.2	4	5	5	4	2	1	0	0	.400	1	0	0	0	1		
31 Schilleci, Blake	27.00	0-0	1	0	0	0/0	0	0.1	1	1	1	0	0	1	0	0	1.000	1	0	0	0	1		
Totals	4.60	3-2	5	5	0	0/0	2	47.0	46	26	24	16	42	9	0	4	.257	7	6	0	3	3		
Opponents	3.23	2-3	5	5	0	0/0	1	47.1	30	20	17	22	44	4	2	6	.181	4	2	1	2	0		

PB - Team (0), Opp (2). SBA/ATT - Scheffler, M (1-2), Horn, B. (1-1), Watson, R. (0-1).

LAST 10 GAMES



**2019 Auburn Baseball
Overall Statistics for Auburn (as of May 22, 2019)
(Last 10 Sorted by Batting avg)**



Record: 5-5 Home: 3-3 Away: 1-2 Neutral: 1-0 SEC: 3-4

Player	avg	gp-gs	ab	r	h	2b	3b	hr	rbi	tb	slg%	bb	hp	so	gdp	ob%	sf	sh	sb-att	po	a	e	fld%	
17 Holland, Will	.368	10-10	38	9	14	2	0	4	9	28	.737	2	2	4	1	.429	0	0	1-1	16	22	3	.927	
9 Bliss, Ryan	.297	10-10	37	10	11	0	0	1	7	14	.378	7	0	2	1	.391	2	0	2-3	23	27	1	.980	
24 Davis, Conor	.263	10-10	38	6	10	3	0	0	3	13	.342	6	0	15	1	.364	0	0	0-0	0	0	0	.000	
19 Moore, Brody	.263	6-3	19	2	5	0	0	0	2	5	.263	1	0	4	1	.300	0	0	0-1	13	4	0	1.000	
4 Woley, Rankin	.219	9-9	32	4	7	2	0	0	5	9	.281	3	1	6	0	.297	1	0	0-0	72	6	0	1.000	
6 Scheffler, Matt	.216	10-10	37	6	8	2	0	1	7	13	.351	4	0	4	0	.293	0	2	0-0	75	10	0	1.000	
1 Ward, Judd	.214	10-10	42	6	9	0	0	2	4	15	.357	4	1	10	0	.298	0	1	0-1	31	1	0	1.000	
41 Williams, Steven	.200	10-10	35	4	7	1	2	2	7	18	.514	6	0	10	0	.317	0	0	0-0	12	0	2	.857	
16 Howell, Kason	.182	8-8	22	3	4	2	0	0	4	6	.273	3	0	7	0	.269	1	1	0-0	27	0	0	1.000	
10 Julien, Edouard	.176	10-10	34	4	6	2	0	0	5	8	.235	3	2	13	0	.275	1	0	0-0	4	13	1	.944	

2 Lau, Everett	.333	3-0	3	0	1	0	0	0	1	1	.333	0	0	2	0	.333	0	0	0-0	0	0	0	.000	
11 Hall, Chase	.000	1-0	1	0	0	0	0	0	0	0	.000	0	0	1	0	.000	0	0	0-0	2	0	0	1.000	
3 Warner, Devin	.000	1-0	1	0	0	0	0	0	0	0	.000	0	0	1	0	.000	0	0	0-0	0	0	0	.000	
5 Eaton, Jarrett	.000	1-0	0	1	0	0	0	0	0	0	.000	0	0	0	0	.000	0	0	0-0	0	0	0	.000	
Totals	.242	10	339	55	82	14	2	10	54	130	.383	39	6	79	4	.326	5	4	3-6	279	92	7	.981	
Opponents	.272	10	367	63	100	15	1	12	57	153	.417	32	10	79	5	.345	3	3	6-9	275	93	8	.979	

LOB - Team (63), Opp (73). DPs turned - Team (7), Opp (5). IBB - Team (3), Williams, S. 2, Julien, E. 1.

(Last 10 Sorted by Earned run avg)

Player	era	w-l	app	gs	cg	sho	sv	ip	h	r	er	bb	so	2b	3b	hr	b/avg	wp	hp	bks	sfa	sha
36 Gray, Kyle	0.00	1-0	3	0	0	0/0	0	7.0	5	0	0	2	7	0	0	0	.185	2	2	0	0	0
20 Greenhill, Cody	1.80	1-0	3	0	0	0/0	1	10.0	7	3	2	4	7	0	0	0	.212	2	3	0	2	1
32 Burns, Tanner	3.72	0-0	2	2	0	0/0	0	9.2	10	4	4	0	8	3	0	2	.263	0	1	0	0	0
8 Horn, Bailey	5.73	2-0	4	0	0	0/0	0	11.0	7	7	7	3	10	1	0	3	.171	1	1	0	0	0
43 Fitts, Richard	6.30	0-0	3	2	0	0/0	0	10.0	14	7	7	2	11	3	0	2	.326	1	1	0	0	0
14 Anderson, Elliott	6.75	0-1	5	2	0	0/0	0	13.1	20	11	10	6	12	2	0	2	.339	4	0	0	1	0
44 Owen, Jack	8.44	0-2	2	2	0	0/0	0	10.2	15	10	10	2	9	2	0	1	.333	1	1	0	0	0

40 Wade, Garrett	0.00	0-0	1	0	0	0/0	0	1.0	0	0	0	0	1	0	0	0	.000	0	0	0	0	0
33 Morrison, Will	3.60	0-0	7	0	0	0/0	0	5.0	3	2	2	3	2	1	0	1	.176	0	0	0	0	0
37 Watson, Ryan	4.26	1-0	4	0	0	0/0	0	6.1	5	4	3	5	5	0	0	0	.208	0	0	0	0	0
18 Fuller, Brooks	13.50	0-0	4	1	0	0/0	1	3.1	4	5	5	4	3	1	0	0	.333	1	0	0	0	1
29 Skipper, Carson	15.43	0-1	1	1	0	0/0	0	2.1	5	4	4	0	3	0	1	0	.455	0	1	0	0	0
31 Schilleci, Blake	16.20	0-1	3	0	0	0/0	0	3.1	5	6	6	1	1	2	0	1	.357	2	0	0	0	1
Totals	5.81	5-5	10	10	0	0/0	2	93.0	100	63	60	32	79	15	1	12	.272	14	10	0	3	3
Opponents	4.91	5-5	10	10	0	0/0	2	91.2	82	55	50	39	79	14	2	10	.242	14	6	1	5	4

PB - Team (1), Scheffler, M 1, Opp (2). SBA/ATT - Scheffler, M (6-8), Watson, R. (1-2), Skipper, C. (1-2), Horn, B. (1-1), Gray, K. (1-1), Fitts, R. (1-1), Morrison, W. (1-1), Anderson, E. (0-1).

GAMES SUMMARY



**2019 Auburn Baseball
Games Summary for Auburn (as of May 22, 2019)
(All games)**



Score by innings	1	2	3	4	5	6	7	8	9	EX	Total
Auburn	31	40	39	28	41	32	39	53	14	8	325
Opponents	40	38	29	42	28	28	27	40	9	8	289

Record when ...

Overall	33-23	After 6 leading	24-1
Conference	14-16 trailing	3-20
Non-Conference	19-7 tied	6-2
Home games	22-10	After 7 leading	26-1
Away games	10-12 trailing	2-18
Neutral site	1-1 tied	5-4
Day games	19-8	After 8 leading	31-1
Night games	14-15 trailing	1-21
vs Left starter	7-5 tied	1-1
vs Right starter	26-18	Hit 0 home runs	14-15
1-Run games	6-1	... 1 home run	11-6
2-Run games	6-4	... 2+ home runs	8-2
5+Run games	13-10	Opponent 0 home runs	20-9
Extra innings	5-2 1 home run	6-7
Shutouts	7-3 2+ HRs	7-7
Scoring 0-2 runs	2-10	Made 0 errors	15-6
..... 3-5 runs	12-6 1 error	9-8
..... 6-9 runs	11-6 2+ errors	9-9
..... 10+ runs	8-1	Opp. made 0 errors	10-9
Opponent 0-2 runs	16-0 1 error	12-6
..... 3-5 runs	13-6 2+ errors	11-8
..... 6-9 runs	4-10	Out-hit opponent	19-3
..... 10+ runs	0-7	Out-hit by opponent	8-18
Scored in 1st inning	11-4	Hits are tied	6-2
Opp. scored in 1st	13-9		
Scores first	14-8		
Opp. scores first	19-15		

Record when team scores:

Runs	0	1	2	3	4	5	6	7	8	9	10+
W-L	0-3	0-4	2-3	0-3	4-1	8-2	5-5	3-0	2-1	1-0	8-1

Record when opponent scores:

Runs	0	1	2	3	4	5	6	7	8	9	10+
W-L	7-0	3-0	6-0	6-0	2-3	5-3	0-3	2-3	0-1	2-3	0-7

Record when leading after:

Inn.	1	2	3	4	5	6	7	8
W-L	8-2	14-5	16-6	20-2	22-2	24-1	26-1	31-1

Record when trailing after:

Inn.	1	2	3	4	5	6	7	8
W-L	9-9	11-12	10-15	8-20	5-19	3-20	2-18	1-21

Record when tied after:

Inn.	1	2	3	4	5	6	7	8
W-L	16-12	8-6	7-2	5-1	6-2	6-2	5-4	1-1

Current winning streak: 2
 Longest winning streak: 15
 Longest losing streak: 4

Home attendance : 106225 (32 dates avg = 3319)
 Away attendance : 137005 (24 dates avg = 5708)
 Total attendance: 243230 (56 dates avg = 4343)

2019 vs VANDERBILT



2019 Auburn Baseball
Overall Statistics for Auburn (as of May 22, 2019)
(at Vanderbilt Sorted by Batting avg)



Record: 0-3 Home: 0-0 Away: 0-3 SEC: 0-3

Player	avg	gp-gs	ab	r	h	2b	3b	hr	rbi	tb	slg%	bb	hp	so	gdp	ob%	sf	sh	sb-att	po	a	e	fld%		
1 Ward, Judd	.538	3-3	13	3	7	2	0	0	2	9	.692	1	1	3	0	.600	0	0	0-0	5	1	0	1.000		
6 Scheffler, Matt	.364	3-3	11	1	4	1	0	0	3	5	.455	3	0	1	0	.500	0	0	0-0	24	0	2	.923		
41 Williams, Steven	.364	3-3	11	3	4	0	0	0	0	4	.364	1	0	4	0	.417	0	0	0-0	9	0	0	1.000		
17 Holland, Will	.286	3-3	7	2	2	1	0	1	1	6	.857	3	2	3	0	.583	0	0	0-0	5	7	1	.923		
4 Woley, Rankin	.250	3-3	12	1	3	0	0	1	3	6	.500	2	0	4	1	.357	0	0	0-0	16	3	0	1.000		
24 Davis, Conor	.231	3-3	13	1	3	0	0	0	0	3	.231	0	0	3	0	.231	0	0	0-0	0	0	0	.000		
9 Bliss, Ryan	.200	3-3	15	2	3	0	0	0	2	3	.200	0	0	3	1	.200	0	0	0-0	6	5	0	1.000		
16 Howell, Kason	.167	3-3	12	0	2	0	0	0	0	2	.167	0	0	4	0	.167	0	0	0-0	4	0	0	1.000		
10 Julien, Edouard	.000	3-3	12	0	0	0	0	0	1	0	.000	2	0	6	0	.133	1	0	0-0	2	4	0	1.000		

3 Warner, Devin	.000	1-0	1	0	0	0	0	0	0	0	.000	0	0	1	0	.000	0	0	0-0	0	0	0	.000		
Totals	.262	3	107	13	28	4	0	2	12	38	.355	12	3	32	2	.350	1	0	0-0	72	27	3	.971		
Opponents	.402	3	102	26	41	10	1	3	24	62	.608	17	2	24	2	.484	3	2	6-9	81	26	2	.982		

LOB - Team (29), Opp (28). DPs turned - Team (4), Opp (2).

(at Vanderbilt Sorted by Earned run avg)

Player	era	w-l	app	gs	cg	sho	sv	ip	h	r	er	bb	so	2b	3b	hr	b/avg	wp	hp	bk	sfa	sha
31 Schilleci, Blake	0.00	0-0	1	0	0	0/0	0	3.2	4	0	0	1	3	1	0	0	.308	0	0	0	0	0
33 Morrison, Will	0.00	0-0	2	0	0	0/0	0	3.0	3	0	0	0	2	1	0	0	.300	0	1	0	1	0
44 Owen, Jack	3.86	0-0	1	0	0	0/0	0	2.1	3	1	1	1	3	0	0	0	.333	0	0	0	1	0
14 Anderson, Elliott	9.00	0-0	1	0	0	0/0	0	3.0	5	5	3	2	3	1	0	0	.385	3	0	0	0	0
32 Burns, Tanner	11.57	0-1	1	1	0	0/0	0	2.1	4	5	3	4	4	2	0	1	.444	1	0	0	1	1
43 Fitts, Richard	15.43	0-1	1	1	0	0/0	0	2.1	6	4	4	1	3	2	0	1	.462	2	0	0	0	0

37 Watson, Ryan	0.00	0-0	1	0	0	0/0	0	1.0	1	0	0	1	1	0	0	0	.333	0	0	0	0	1
40 Wade, Garrett	5.40	0-0	2	0	0	0/0	0	1.2	2	1	1	0	1	0	0	0	.333	0	0	0	0	0
18 Fuller, Brooks	10.80	0-1	1	1	0	0/0	0	1.2	4	4	2	2	1	0	0	1	.500	0	1	0	0	0
29 Skipper, Carson	13.50	0-0	1	0	0	0/0	0	1.1	3	2	2	3	1	1	0	0	.429	0	0	1	0	0
20 Greenhill, Cody	16.20	0-0	1	0	0	0/0	0	1.2	5	3	3	0	2	2	1	0	.500	0	0	0	0	0
23 Glavine, Peyton	99.00	0-0	1	0	0	0/0	0	0.0	1	1	1	2	0	0	0	0	1.000	0	0	0	0	0
Totals	7.50	0-3	3	3	0	0/0	0	24.0	41	26	20	17	24	10	1	3	.402	6	2	1	3	2
Opponents	4.33	3-0	3	3	0	0/0	2	27.0	28	13	13	12	32	4	0	2	.262	2	3	1	1	0

PB - Team (1), Scheffler, M 1. Pickoffs - Team (3), Fuller, B. 1, Wade, G. 1, Anderson, E. 1. SBA/ATT - Scheffler, M (6-6), Anderson, E. (2-3), Wade, G. (1-2), Greenhill, C (1-1), Skipper, C. (1-1), Watson, R. (1-1), Fuller, B. (0-1).

TV/RADIO ROSTER



1 JUDD WARD



2 EVERETT LAU




3 DEVIN WARNER




4 RANKIN WOLEY



5 JARRETT EATON



6 MATT SCHEFFLER



7 ED JOHNSON



8 BAILEY HORN



9 RYAN BLISS



10 EDOUARD JULIEN



11 CHASE HALL



12 RYAN HOERTER



13 DAVIS DANIEL



14 ELLIOT ANDERSON



16 KASON HOWELL



17 WILL HOLLAND



18 BROOKS FULLER



19 BRODY MOORE



20 CODY GREENHILL



21 JACKSON HENDERSON



22 FORD LUTTRELL



23 PEYTON GLAVINE




24 CONOR DAVIS




25 DAWSON SWEATT



26 TROY BEARDEN



29 CARSON SKIPPER



31 BLAKE SCHILLECI



32 TANNER BURNS



33 WILL MORRISON



36 KYLE GRAY



37 RYAN WATSON




38 BRETT OLSON




40 GARRETT WADE



41 STEVEN WILLIAMS



43 RICHARD FITTS



44 JACK OWEN



30 BUTCH THOMPSON



35 KARL NONEMAKER



39 GABE GROSS



34 STEVE SMITH