



# 2023 AUBURN BASEBALL

AUBURN ATHLETICS COMMUNICATIONS: 392 SOUTH DONAHUE DRIVE || AUBURN, AL 36849 || AUBURNTIGERS.COM || @AUBURN\_BASEBALL

## 2023 SCHEDULE

Day	Date	Opponent	Time/Result
FRI	FEB. 17	INDIANA	W, 8-4
SAT	FEB. 18	INDIANA	W, 6-1
SUN	FEB. 19	INDIANA	L, 2-11
Tue	Feb. 21	vs. North Alabama	W, 13-1 (7)
FRI	FEB. 24	USC	W, 5-3
SAT	FEB. 25	USC	W, 12-6
SUN	FEB. 26	USC	T, 12-12
WED	MAR. 1	FLORIDA A&M	W, 18-8 (7)
FRI	MAR. 3	LIPSCOMB	W, 7-3
SAT	MAR. 4	LIPSCOMB	W, 12-11
SUN	MAR. 5	LIPSCOMB	W, 4-3
TUE	MAR. 7	UAB	W, 4-1
Wed	Mar. 8	at Jacksonville State	W, 6-3
FRI	MAR. 10	SOUTHEASTERN	W, 7-1
SAT	MAR. 11	SOUTHEASTERN	L, 3-8
SUN	MAR. 11	SOUTHEASTERN	L, 7-8
TUE	MAR. 14	GEORGIA TECH	W, 12-11 (12)
Fri	Mar. 17	at #3 Arkansas*	L, 2-7
Sat	Mar. 18	at #3 Arkansas*	L, 3-9
Sun	Mar. 19	at #3 Arkansas*	L, 0-5
Tue	Mar. 21	vs. South Alabama	W, 6-5
THU	MAR. 23	GEORGIA*	W, 7-6 (11)
FRI	MAR. 24	GEORGIA*	W, 6-3
SAT	MAR. 25	GEORGIA*	L, 7-24
TUE	MAR. 28	NORTH ALABAMA	W, 14-1 (7)
Fri	Mar. 31	at #2 Florida*	5:30 pm
Sat	Apr. 1	at #2 Florida*	5:30 pm
Sun	Apr. 2	at #2 Florida*	12 pm
Tue	Apr. 4	at UAB	6 pm
THU	APR. 6	TEXAS A&M*	7 PM
FRI	APR. 7	TEXAS A&M*	6 PM
SAT	APR. 8	TEXAS A&M*	3:30 PM
Tue	Apr. 11	at Georgia Tech	5 pm
Fri	Apr. 14	at Alabama*	6 p.m.
Sat	Apr. 15	at Alabama*	6 p.m.
Sun	Apr. 16	at Alabama*	1 p.m.
TUE	APR. 18	SAMFORD	6 PM
FRI	APR. 21	MISSISSIPPI STATE*	6 PM
SAT	APR. 22	MISSISSIPPI STATE*	2 PM
SUN	APR. 23	MISSISSIPPI STATE*	1 PM
TUE	APR. 25	TROY	6 pm
Fri	Apr. 28	at South Carolina*	6 pm
Sat	Apr. 29	at South Carolina*	3 pm
Sun	Apr. 30	at South Carolina*	11 am
FRI	MAY 5	LSU*	6 PM
SAT	MAY 6	LSU*	8 PM
SUN	MAY 7	LSU*	1 PM
Tue	May 9	at Samford	6 pm
Thu	May 11	at Ole Miss*	7 pm
Fri	May 12	at Ole Miss*	6:30 pm
Sat	May 13	at Ole Miss*	2 pm
TUE	MAY 16	JACKSONVILLE STATE	6 PM
THU	MAY 18	MISSOURI*	6 PM
FRI	MAY 19	MISSOURI*	6 PM
SAT	MAY 20	MISSOURI*	2 PM

### POSTSEASON

May 23-28	SEC Tournament	TBA
June 2-5	NCAA Regionals	TBA
June 9-12	NCAA Super Regionals	TBA
June 16-26	College World Series	TBA

Home games in **BOLD CAPS**

All home games at Plainsman Park | All times central

\* SEC game

## GAMES 26-28

## GAINESVILLE, FLA. (Condron Family Ballpark)



### AUBURN TIGERS (17-7-1, 2-4 SEC)

Head Coach: Butch Thompson (Birmingham-Southern, 1992)

Career Record: 278-192-1 (9th season) | Record at Auburn: 239-171-1 (8th season)

at



### #2 FLORIDA GATORS (22-4, 5-1 SEC)

Head Coach: Kevin O'Sullivan (Virginia, 1991)

Career Record: 649-306 (16th season) | Record at Florida: 649-306 (16th season)

### » QUICK HITTERS

- This weekend marks Auburn's second straight SEC road series against a top-three opponent.
- Auburn is one of five SEC teams with 60 or more wins since the start of last season, joining Arkansas, Florida, LSU and Tennessee on the short list.
- The Tigers' new starting rotation of Will Cannon, John Armstrong and Tommy Vail is a combined 9-1 with a 3.31 ERA in 65. 1 innings pitched.
- The team's top three hitters in Ike Irish, Bryson Ware and Cole Foster are hitting a combined .402 (111-for-276) with 73 runs, 28 doubles, 17 home runs and 75 RBI.
- The Tigers have homered in 22 of 25 games this season and have multiple home runs in two of the last three contests.
- The team is 13-0 when outhitting the opponent and 12-0 in night games (after 6 p.m.).
- Auburn leads the series against Florida 134-119-2 but is 63-73 against the Gators in Gainesville.
- The Tigers are looking for their first series win in Gainesville since 2013.

## PITCHING MATCHUP

AUBURN		FLORIDA	
FRI	SO RHP Will Cannon (2-0, 2.29)	vs.	JR RHP Brandon Sproat (4-0, 3.60)
SAT	SO RHP John Armstrong (5-0, 3.91)	vs.	JR RHP Hurston Waldrep (4-1, 4.78)
SUN	GR LHP Tommy Vail (2-1, 3.57)	vs.	SO LHP Jac Caglianone (3-0, 3.41)

## GAME INFO

**Date:** Friday-Sunday, May 31-Apr. 2, 2023  
**Game Time:** 5:30 p.m. / 5:30 p.m. / 12 p.m. CT  
**Site:** Gainesville, Fla. / Condron Family Ballpark (7,000)  
**TV:** SEC Network+  
**Talent:** Sean Kelley (pxp), Nick Belmonte (color)  
**Radio:** 93.9 FM | AuburnTigers.com  
**Talent:** Andy Burcham, Brad Law  
**Live Stats:** StatBroadcast.com  
**Twitter Updates:** @AuburnBaseball  
**Postgame Recap:** AuburnTigers.com  
**Series History:** Auburn leads, 134-119-2  
**Auburn:** Auburn leads, 65-38  
**Gainesville:** Auburn trails, 63-73  
**Neutral:** Auburn trails, 6-8-2  
**Last Meeting:** Florida 6, Auburn 4 (4/25/21)  
**Streak:** L1

## AUBURN

17-7-1, 2-4 SEC

### Team Leaders

Batting Average:	FR IF/DH <b>Ike Irish</b> (.416)
Runs:	SR IF <b>Bryson Ware</b> (27)
2B:	FR IF/DH <b>Ike Irish</b> (14)
HR:	SR IF <b>Bryson Ware</b> (12)
RBI:	SR IF <b>Bryson Ware</b> (31)
Stolen Bases:	GR OF <b>Justin Kirby</b> (5-5)

## FLORIDA

22-4, 5-1 SEC

### Team Leaders

Batting Average:	JR IF <b>Josh Rivera</b> (.402)
Runs:	JR IF <b>Josh Rivera</b> (37)
2B:	Three tied (7)
HR:	SO LHP/IF <b>Jac Caglianone</b> (17)
RBI:	JR IF <b>Josh Rivera</b> (39)
Stolen Bases:	JR IF <b>Josh Rivera</b> (8-9)

## POTENTIAL STARTING LINEUP

Pos.	#	Player	AVG	AB	R	H	2B	3B	HR	RBI	SB-SBA	BB
C	4	Carter Wright	.150	20	2	3	0	0	0	4	0-0	4
1B	26	Cooper McMurray	.320	25	9	8	2	0	2	10	0-0	8
2B	1	Caden Green	.263	57	11	15	2	0	1	6	1-2	9
3B	8	Bryson Ware	.404	94	27	38	8	1	12	31	2-2	11
SS	7	Cole Foster	.383	81	24	31	6	0	3	19	1-3	16
LF	27	Bobby Peirce	.289	45	10	13	3	0	1	9	0-0	3
CF	5	Kason Howell	.276	98	20	27	12	0	3	12	0-0	9
RF	14	Justin Kirby	.272	92	23	25	7	1	8	25	5-5	23
DH	18	Ike Irish	.416	101	22	42	14	1	2	25	1-1	12



## AUBURN'S RECORD WHEN...

	2023	Under Thompson
Overall	17-7-1	239-171-1
SEC	2-4	81-104
Non-Conference	15-3-1	137-50-1
Postseason	0-0	21-17
Home	14-4-1	160-76-1
Away	1-3	53-72
Neutral	2-0	22-20
Current streak	W1	W1
Last 5 games	4-1	4-1
Last 10 games	5-5	5-5

### Situational:

AU scores first	9-2	155-56
Opp. scores first	8-5-1	84-115-1
AU scores 4+ runs	17-2-1	218-75-1
AU scores 3 runs or less	0-5	21-96
AU leads after 7 innings	13-1	193-17
8 innings	11-0	213-14
AU trails after 7 innings	3-6	19-126
8 innings	1-7	8-136
Game tied after 7 innings	1-0-1	22-24-1
8 innings	2-0-1	8-15-1
Extra Innings	2-0	13-18
1-run games	5-1	51-45
2-run games	1-0	3-17
3-run games	3-0	27-23
Games decided by 5+ runs	6-6	106-55
vs. LH Starter	4-2	70-53
vs. RH Starter	13-5-1	170-117-1
More hits than opponent	13-0	176-29
Fewer hits than opponent	3-7	40-131
Hits are tied	1-0-1	21-12-1
AU has 10+ hits	11-1-1	145-63-1
Opp. has 10+ hits	4-4-1	57-105-1
Hit a home run	15-6-1	159-76-1
Opp. hits a home run	8-6-1	107-113-1
AU quality start	1-0	69-22
Opp. quality start	1-4	27-63
AU commits no errors	9-2	109-43
Opp. commits no error	7-4	69-86

### By Day:

Sunday	1-2-1	36-32-1
Monday	0-0	3-2
Tuesday	5-0	50-18
Wednesday	2-0	20-7
Thursday	1-0	9-16
Friday	5-1	57-39
Saturday	3-4	60-54
Day Games (first pitch before 6 p.m.)	5-7-1	127-93-1
Night Games (first pitch after 6 p.m.)	12-0	112-78
Doubleheaders	0-2	26-18

### By Month:

February	5-1-1	50-15-1
March	12-6	86-47
April	0-0	51-49
May	0-0	34-47
June	0-0	16-10

### By Jersey:

White	3-0	60-33
Blue	7-1	50-34
Orange	0-0	49-35
Gray	1-2	29-40
Pinstripes	2-3-1	37-26-1
Cream Throwback	4-1	12-3

## UNIVERSITY INFORMATION

Location	Auburn, Ala.
Enrollment	31,526
Founded	October 1, 1856
Nickname	Tigers
Colors	Burnt Orange and Navy Blue
President	Dr. Christopher B. Roberts
Athletics Director	John Cohen
Conference	Southeastern (SEC West)
Stadium / Capacity	Samford Stadium-Hitchcock Field at Plainsman Park / 4,096
Ticket Office Phone	855-282-2010

## BASEBALL COACHING / SUPPORT STAFF

Head Coach	Butch Thompson (Birmingham-Southern, 1992)
Record at Auburn / Seasons	239-171-1 (.583) / 8th
Career Coaching Record / Seasons	278-192-1 (.591) / 9th
Assistant Coach	Karl Nonemaker (Vanderbilt, 2002)
Assistant Coach	Gabe Gross (Auburn, 2012)
Pitching Coach	Daron Schoenrock (Tennessee Tech, 1984)
Director of Player Development	Aaron Everett (UT Martin, 2012)
Director of Operations	Greg Drye (Southern Miss, 1998)
Athletic Trainer	Anthony Sandersen (South Dakota State, 2004)
Strength & Conditioning	Chris Joyner (Minnesota State - Mankato, 2001)

## PROGRAM HISTORY

Modern Era Program Record (since 1949)	2,047-1,404-5 (.593)
College World Series Appearances / Last	6 / 2022
College World Series Record	4-12 (.250)
NCAA Regional Appearances / Last	23 / 2022
NCAA Regional Record	54-45 (.545)
NCAA Super Regional Appearances / Last	4 / 2022
NCAA Super Regional Record	5-6 (.455)
Last Postseason Opponent	Arkansas / 2022 College World Series
Result	Lost, 11-1

## POSTSEASON HISTORY

College World Series Appearances: 6 (1967, 1976, 1994, 1997, 2019, 2022)

Super Regional Appearances: 4 (1999, 2018, 2019, 2022)

NCAA Regional Appearances: 23 (1963, 1967, 1976, 1978, 1987, 1989, 1993-95, 1997-2003, 2005, 2010, 2015, 2017, 2018, 2019, 2022)

NCAA Regional Titles: 8 (1967, 1976, 1994, 1997, 1999, 2018, 2019, 2022)

## MEDIA RELATIONS

Baseball Contact: George Nunnelley, Asst. Director - Athletics Comm.

Cell: 502-609-9982

Email: gnnunnelley@auburn.edu

Twitter: @gnunnelley

Associate AD: Kirk Sampson

## 2023 AUBURN BASEBALL ROSTER

No.	Name	Pos.	Cl.	B/T	Ht.	Wt.	Exp.	Hometown (Previous School)
1	Caden Green	IF	Jr.	R/R	5-11	164	JC	Tulsa, Okla. (Seminole State)
2	Josh Hall	OF	Gr.	L/R	5-9	174	2L	Homewood, Ala. (Ole Miss)
3	Chris Stanfield	OF	Fr.	R/R	6-1	189	FR	Tallahassee, Fla. (Chiles)
4	Carter Wright	C	Jr.	R/R	6-0	195	JC	Blairsville, Ga. (Iowa Western)
5	Kason Howell	OF	5th	R/R	6-0	178	4L	Argyle, Texas (Liberty Christian)
6	Ryan Dyal	C	R-Jr.	L/R	5-10	197	2L	Senoia, Ga. (East Coweta)
7	Cole Foster	IF	Jr.	S/R	6-1	193	2L	Plano, Texas (Plano Senior)
8	Bryson Ware	IF/OF	Sr.	R/R	6-2	193	2L	Madison, Miss. (Pearl River)
9	Brody Moss	IF	So.	L/R	5-11	183	1L	Helena, Ala. (Helena)
10	Brody Wortham	IF	Gr.	R/R	6-1	187	TR	Wedowee, Ala. (West Georgia)
11	Gavin Miller	IF	Fr.	R/R	5-11	192	HS	Oakdale, Pa. (West Allegheny)
12	Drew Nelson	LHP/OF	Fr.	L/L	5-11	198	HS	Troy, Ala. (Pike Liberal Arts)
14	Justin Kirby	OF	Gr.	R/R	5-11	203	TR	Alpharetta, Ga. (Kent State)
16	Cam Hill	IF	Jr.	L/L	6-4	219	2L	Madison, Ala. (Bob Jones)
17	Trevor Horne	RHP	R-Fr.	L/R	6-3	203	RS	Phenix City, Ala. (Glenwood Academy)
18	Ike Irish	C	Fr.	L/R	6-2	202	HS	Hudsonville, Mich. (St. Mary's Prep)
20	Tommy Sheehan	LHP	Gr.	L/L	6-0	210	1L	Brielle, N.J. (Notre Dame)
21	Tommy Vail	LHP	Gr.	R/L	5-11	190	TR	Seattle, Wash. (Notre Dame/TCU)
22	Hayden Murphy	RHP/IF	Fr.	R/R	6-3	185	HS	Chula, Ga. (Tiftarea Academy)
23	Parker Carlson	RHP	So.	R/R	6-1	184	1L	Mobile, Ala. (Faith Academy)
24	Nate LaRue	C	Sr.	R/R	6-3	223	3L	Mobile, Ala. (McGill-Toolen)
25	Tanner Bauman	LHP	Jr.	L/L	6-4	208	JC	Jacksonville, Fla. (St. John's River State)
26	Cooper McMurray	IF	R-So.	L/L	6-3	258	TR	Tulsa, Okla. (Kansas)
27	Bobby Peirce	OF	R-Sr.	R/R	6-0	183	2L	Scottsdale, Ariz. (South Mountain)
28	Elliott Bray	RHP	Fr.	R/R	6-0	219	HS	Hartselle, Ala. (Hartselle)
29	Christian Herberholz	RHP	R-Jr.	R/R	5-11	197	JC	Scottsboro, Ala. (Southern Union)
31	Mike Bello	OF	So.	L/L	6-0	203	1L	Oak Ridge, N.J. (Pope John XXIII)
33	Will Cannon	RHP	So.	R/R	6-1	187	JC	Phenix City, Ala. (Northwest Florida State)
41	John Armstrong	RHP	So.	R/R	5-11	225	1L	Marietta, Ga. (Harrison)
43	Chase Isbell	RHP	Sr.	R/R	6-2	210	1L	Springville, Ala. (Samford)
44	Ryan Olson	RHP	Fr.	R/R	6-1	206	HS	Auburn, Ala. (Auburn)
45	Joseph Gonzalez	RHP	Jr.	R/R	6-4	233	2L	Humacao, P.R. (Leadership Christian Academy)
46	Chase Allsup	RHP	So.	R/R	6-1	238	1L	Dothan, Ala. (Dothan)
47	Cameron Keshock	RHP	Fr.	R/R	6-6	215	HS	Spanish Fort, Ala. (Spanish Fort)
51	Ty Mauldin	IF	Jr.	L/R	6-0	196	JC	Trussville, Ala. (Snead State)
54	Konner Copeland	LHP	Sr.	L/L	6-2	178	1L	Mobile, Ala. (Pensacola State)
77	Zach Crotchfelt	LHP	Fr.	L/L	6-2	210	HS	Jackson, N.J. (Jackson Memorial)

### COACHES & STAFF

30	Butch Thompson	Head Coach
36	Karl Nonemaker	Assistant Coach
39	Gabe Gross	Assistant Coach
40	Daron Schoenrock	Pitching Coach
	Aaron Everett	Director of Player Development
	Greg Drye	Director of Operations
	Sara Elizabeth Jackson	Special Assistant to the Head Coach
	Chris Joyner	Strength & Conditioning
	Anthony Sandersen	Athletic Trainer
	Wyn Grantham	Athletic Trainer Intern

### PRONUNCIATION GUIDE

Tanner BAUMAN ..... BOW-man (of a boat)  
 Ryan DYAL.....DIAL  
 KASON Howell..... KAY-son  
 Chase ISBELL.....IZ-bull  
 Cameron KESHOCK..... KEY-shock  
 Ty MAULDIN ..... MALL-den  
 Daron SCHOENROCK ..... SHOW-in-rock  
 Brody WORTHAM.....WORTH-um

**30 BUTCH THOMPSON HEAD COACH**

**THE AUBURN SKIPPER**

- Nine College World Series appearances / 18 postseason appearances
- 2013 National Runner-up (Mississippi State)
- 2001 National Champion (Birmingham-Southern)
- 2014 Baseball America/ABCA National Assistant Coach of the Year
- 2006 FCA Coach of the Year
- Coached 20 pitchers who went on to pitch in the Major Leagues
- Recruited and coached 38 pitchers who were drafted out of college that weren't drafted out of high school

**Butch Thompson enters his eighth season at the helm of the program in 2023, posting a record of 222-164 in his first seven seasons. He has led the program to the College World Series in two of the last three postseasons.**

Butch Thompson was named Auburn's head baseball coach on October 22, 2015 and enters his eighth season with the Tigers in 2023.

Thompson has returned the Tigers to prominence in seven seasons on The Plains as he has guided the team to a 222-164 overall record and has advanced to the NCAA Tournament four of the last five postseasons, including three Super Regional appearances in the last four years and two trips to the College World Series in the last three postseasons.

Thompson, who spent three seasons as an assistant coach and recruiting coordinator at Auburn from 2006-08, returned to The Plains after seven seasons at Mississippi State as both associate head coach and pitching coach.

A native of Amory, Miss., Thompson has coached 33 Division I All-Americans and 43 all-conference performers. He has seen 20 of his former pitchers called up to Major League Baseball, including 14 since 2014. Thompson has also turned 38 pitchers who went undrafted out of high school into MLB draft picks.

Along with his pitching pedigree, Thompson is also considered one of the top recruiters in the country. Since 2003, he has secured 15 recruiting classes that were ranked in the top 10 by either Baseball America or Perfect Game, including the program record No. 4 class in 2017 and No. 5 class in 2022. His classes signed from 2006-08 at Auburn each ranked in the top 18 nationally.

In 30 years of coaching at the collegiate level, including 21 in the Southeastern Conference, Thompson has coached nine College World Series participants, including leading the Tigers to the program's first trip to the College World Series in 22 years in 2019 and taking the team back for the second time in three seasons in 2022. Auburn is one of six programs to appear in two of the last three College World Series, and Thompson is one of five active SEC coaches who have taken their program to a pair of College World Series in a three-year span. Thompson has also coached one national champion and a national runner-up, won nine conference championships and made 18 postseason appearances.

Thompson was named the 2006 Fellowship of Christian Athletes SEC Coach of the Year while at Auburn and the 2014 Baseball America and American Baseball Coaches Association (ABCA) National Assistant Coach of the Year while at Mississippi State.

During his tenure with the Tigers, Thompson has led the team to three straight NCAA Tournament appearances from 2017-19 for the first time since 2001-03, including back-to-back super regionals in 2018 and 2019 for the first time in program history. Auburn has finished five of Thompson's seven seasons in the top 25, including three in the top 10. The No. 5 national ranking to finish 2022 was tied for the second highest mark in program history.

The 2022 season marked one of the most successful in recent program history as the Tigers went 43-22 overall and 16-13 in SEC play. The 43 wins were tied for the most since 1999, and the winning conference record marked the Tigers' third under Thompson after doing so just once from 2004-15.

Auburn went 37-18 in the regular season and lost back-to-back games on just three occasions before being selected as a regional host for the first time since 2010. The Tigers swept Southeastern, Florida State and UCLA in the regional, outscoring them 51-18 in the process, before becoming the first team to defeat Oregon State in a home super regional by taking down the Beavers in a dramatic winner-take-all game three. Auburn moved on to Omaha and defeated Stanford 6-2 to secure the program's first College World Series win since 1997.

In seven seasons at MSU, Thompson made four NCAA regional trips, two Super



Regionals, won the SEC Tournament and advanced to the College World Series finishing as NCAA runner-up in 2013. In three of his last four seasons in Starkville, the Bulldogs' staff ERA finished no higher than 3.06. Thompson's 2013 pitching staff was one of two nationally to finish in the top 15 in ERA, strikeouts per nine innings and hits allowed per nine innings.

In addition to his experience at Auburn and Mississippi State, Thompson also spent four seasons at Georgia from 2002-05, including a trip to the College World Series in 2004. While there, he guided the development of future Major Leaguers Josh Fields, Mitchell Boggs and Brooks Brown.

Thompson launched his coaching career as pitching coach and top assistant at Huntingdon College (Ala.) in 1993, before returning to his alma mater in Birmingham, where he helped lead the Panthers to back-to-back Southern States Conference Championships and in 1995 coached BSC to its first NAIA World Series berth.

Thompson left BSC briefly to serve as head coach at Jefferson State Community College in Birmingham in 1997. While at JSCC, he was honored as the Regional Tournament Coach of the Year, the ABCA Alabama Junior College Coach of the Year and the Southeast Region Coach of the Year after guiding JSCC to a 39-21 mark, the AJCAA Region 22 State Championship and a third-place finish in the NJCAA Division II World Series.

He returned to Birmingham-Southern as top assistant the following season, beginning a four-year run during the most successful span in BSC baseball history. The Panthers won 196 games and four TranSouth Conference Championships and made three-consecutive appearances in the NAIA World Series. BSC's 2001 team posted a school-best 55-11 mark and captured the NAIA National Championship.

In 2002, Thompson joined the SEC baseball coaching fraternity as a pitching coach and recruiting coordinator at Georgia and has been a part of the league for the past 17 seasons.

Thompson currently serves as the large-school representative for the Alabama Baseball Coaches Association and is an All-American committee member representing the South region for the ABCA.

Thompson prepped at Amory (Miss.) High School and later starred as a pitcher at Itawamba (Miss.) Community College from 1989-90. He is a member of both the ICC Athletic Hall of Fame (Class of 2014) and MACCC Hall of Fame (Class of 2021).

Thompson earned a Bachelor's Degree in History at BSC in 1992 and completed a Master's Degree in Sports Administration at UAB in 1996. He is married to the former Robin Ashe of Birmingham, Ala., and they are the parents of three daughters --- Anna, Olivia and Madelyn Gail.

**NATIONAL POLLS**

**NEWS & NOTES**

**BASEBALL AMERICA**

Mar. 27

1. LSU\*
2. Florida\*
3. Wake Forest
4. Vanderbilt
5. Virginia
6. Stanford
7. Arkansas\*
8. Louisville
9. East Carolina
10. South Carolina\*
11. Tennessee
12. UCLA
13. Boston College
14. Campbell
15. North Carolina
16. Miami
17. Oklahoma State
18. Kentucky
19. Texas
20. Texas Tech
21. FGCU
22. Iowa
23. UC Santa Barbara
24. UConn
25. Missouri\*

**D1 BASEBALL**

Mar. 27

1. LSU\*
2. Wake Forest
3. Florida\*
4. Vanderbilt
5. Virginia
6. Arkansas\*
7. Stanford
8. East Carolina
9. South Carolina\*
10. Tennessee
11. Louisville
12. UCLA
13. North Carolina
14. Boston College
15. Campbell
16. FGCU
17. Oklahoma State
18. Kentucky
19. Coastal Carolina
20. UConn
21. Texas
22. Texas Tech
23. Miami
24. West Virginia
25. Iowa

**USA TODAY**

Mar. 27

1. LSU\*
2. Wake Forest
3. Florida\*
4. Vanderbilt
5. Virginia
6. Arkansas\*
7. Stanford
8. South Carolina\*
9. Tennessee
10. East Carolina
11. Louisville
12. UCLA
13. Oklahoma State
14. North Carolina
15. Campbell
16. Boston College
17. Kentucky
18. FGCU
19. Texas
20. UConn
21. Texas Tech
22. Iowa
23. Miami
24. UC Santa Barbara
25. Ole Miss\*

**NCBWA**

Mar. 27

1. LSU\*
2. Florida\*
3. Wake Forest
4. Vanderbilt
5. Virginia
6. Arkansas\*
7. South Carolina\*
8. Stanford
9. East Carolina
10. Louisville
11. Tennessee
12. UCLA
13. Oklahoma State
14. North Carolina
15. Campbell
16. Kentucky
17. Boston College
18. FGCU
19. Texas Tech
20. UC Santa Barbara
21. Iowa
22. Ole Miss\*
23. Miami
24. Texas
25. West Virginia

**PERFECT GAME**

Mar. 27

1. LSU\*
2. Florida\*
3. Wake Forest
4. Vanderbilt
5. Arkansas\*
6. Virginia
7. Stanford
8. East Carolina
9. Tennessee
10. South Carolina\*
11. Louisville
12. UCLA
13. Boston College
14. Campbell
15. Texas Tech
16. Oklahoma State
17. UC Santa Barbara
18. North Carolina
19. FGCU
20. Kentucky
21. UConn
22. Miami
23. Ole Miss\*
24. TCU
25. UTSA

**COLLEGIATE BASEBALL**

Mar. 27

1. LSU\*
2. South Carolina\*
3. Virginia
4. Wake Forest
5. Florida\*
6. Vanderbilt
7. Arkansas\*
8. Louisville
9. UC Santa Barbara
10. East Carolina
11. Stanford
12. Kentucky
13. UCLA
14. Oklahoma State
15. Texas
16. Tennessee
17. Iowa
18. North Carolina
19. Campbell
20. Arizona State
21. Miami
22. Texas Tech
23. Boston College
24. UConn
25. FGCU

**AUBURN IN THE POLLS**

**BA D1 CB NC PG USA**

Pre. 22 NR NR NR 17 NR  
 2/20 23 NR NR NR 17 --  
 2/27 23 NR NR NR 13 NR  
 3/6 20 NR 20 NR 11 25  
 3/13 NR NR 24 NR 18 NR  
 3/20 NR NR NR NR NR NR

**BA D1 CB NC PG USA**

3/27 NR NR NR NR NR NR

**SCOUTING THE GATORS**

- Winners of 13 of its last 14 games, Florida enters the weekend with a 22-4 overall record and 5-1 mark in SEC play after sweeping a series at Ole Miss last weekend.
- The Gators lead the country in slugging percentage (0.621) and rank top five in the NCAA in batting average (.328), hits (296), home runs (61) and runs (260).
- Two-way player Jac Caglianone leads the country with 17 home runs and is third in the league with 42 hits.
- Florida's regular rotation of Brandon Sproat, Hurston Waldrep and Caglianone are a combined 11-1 with a 3.94 ERA and 141 strikeouts in 96.0 innings.

**60 WINS SINCE 2022**

- Auburn is one of five SEC teams with 60 or more wins since the start of last season, joining Arkansas, Florida, LSU and Tennessee on the short list.

**THREE-HEADED MONSTER**

- Auburn's top three hitters in Ike Irish, Bryson Ware and Cole Foster are hitting a combined .402 (111-for-276) with 73 runs, 28 doubles, 17 home runs and 75 RBI.
- The trio is hitting .400 (20-for-50) with 19 runs, six doubles, six homers and 17 RBI in the last four games.

**COMEBACK KIDS**

- Auburn's seven-run comeback win last Tuesday night vs. Georgia Tech marked the team's largest comeback win since Feb. 22, 2017 vs. Florida A&M.
- After winning 22 games in which they trailed last year, the Tigers have notched nine comeback wins this season.
- Three of the team's last five wins dating back to the Georgia Tech game have been of the comeback variety.
- Thirty-one of the Tigers' 60 wins since the start of last season are comebacks.

**MAGIC NUMBERS**

- Auburn is 13-0 when outhitting the opponent, 17-2-1 when scoring four or more runs and 11-1-1 when recording 10 or more hits this season.

**THREE KEYS TO THE GAME**

- Auburn's points of emphasis this season are producing the biggest inning, fewest freebies and most baserunners.
- The team that has produced the biggest inning is 20-1 (.952). Four games have had an equal biggest inning with one ending in a tie and the other three in one-run wins, including two in extra innings.
- The team that has issued the fewest freebies is 15-6-1 (.705). Three games have been tied on freebies.
- The team that has produced the most baserunners is 19-5-1 (.780).

**CONSISTENCY IS KEY**

- Despite having the No. 6 strength of schedule, Auburn didn't lose more than back-to-back games last season and dropped just two games in a row on four occasions.
- The series at Arkansas two weeks ago marked the first time since Apr. 9-11, 2021 that the Tigers have lost more than back-to-back games.
- Since the three-game losing streak the team has won four of the last five games.

**FRESH FACES**

- Twenty of Auburn’s 37 active players are new to the program in 2023.
- The Tigers started five new position players and started a freshman pitcher in Tuesday’s win vs. North Alabama Alabama.
- Auburn has started at least four new players in 20 straight games and in 23 of 25 contests this season.

**BEWARE OF B. WARE**

- Coming into the year a .246 hitter in 92 games played, Bryson Ware ranks top 10 in the NCAA in homers (12), slugging (.894) and total bases (84) and top 10 in the SEC in average (.404) and hits (38).
- Ware homered in four straight games from Mar. 3-7 and seven times in nine games from Feb. 21-Mar. 7.
- He collected his first multi-homer game at Arkansas (Mar. 18) and has now homered five times in the last seven games.
- Ware has reached base in a career best 26 straight games dating back to his final game played in 2022 and has a hit in 23 of 25 games this season, including nine straight.

**WE WANNA BE LIKE IKE**

- Ike Irish was named the SEC Freshman of the Week for the first two weeks of the season.
- He ranks second in the NCAA in doubles (14) and is third in the SEC in hits (42) and fifth in average (.416).
- Irish’s 42 hits through the first 25 games of a season are the most since Anfernee Grier (46) and Josh Palacios (44) in 2016.
- He collected multiple hits in 13 of his first 17 career games and leads the team with 15 multi-hit games this season.

**HOWELL’S HOLDING IT DOWN**

- Fifth year outfielder Kason Howell has started in 137 of the last 138 games dating back to 2021, with his lone missed start coming two weeks ago at Jacksonville State on Mar. 8.
- With 215 career games played, Howell is 32 games shy of breaking the program record (246).
- He recorded his 200th career hit with a first-inning double vs. Lipscomb on Mar. 3 - also marking his 200th career game played - becoming the first Auburn player to reach the career milestone since 2016.

**FOSTER CAUGHT FIRE**

- Cole Foster registered back-to-back four-hit games on Mar. 8 and Mar. 10, becoming the first Auburn player since SEC Player of the Year Hunter Morris in 2010.
- Foster went on a career best 11-game hitting streak from Feb. 24-Mar. 17, hitting .523 (23-for-44) with 13 runs, three doubles, two homers and 16 RBI during the streak.
- Despite not recording a hit at Arkansas, Foster leads the team with a .421 average (16-for-38) since Mar. 8.

**STRONG ARM OF THE LAW**

- Despite not making a start to this point in the season, John Armstrong leads SEC and ranks sixth in the country with five wins (5-0).
- A NBCWA Stopper of the Year Award watch list honoree, Armstrong factored into the decision in five straight appearances (four wins, one save) from Feb. 24-Mar. 10.

**NCAA ACTIVE CAREER TOP 10**

- Kason Howell is the NCAA active leader in career doubles (60) and ranks tied for fourth in program history in the category. He also ranks third among active NCAA players in games played (215) and fifth in at-bats (790).
- Justin Kirby ranks tied for sixth in doubles (49) and 10th in total bases (356).
- Tommy Vail ranks second in hits allowed per 9.0 IP (5.30) and is tied for 10th with 79 career appearances.

**TOP PLAYERS AT THEIR POSITIONS**

- Eight Auburn players were tabbed among the best at their respective position by D1 Baseball in the preseason.
  - Cole Foster: No. 13 shortstop
  - Joseph Gonzalez: No. 20 starting pitcher
  - Chase Isbell: No. 33 relief pitcher
  - Chase Allsup: No. 44 starting pitcher
  - Justin Kirby: No. 44 outfielder
  - Bobby Peirce: No. 62 outfielder
  - Kason Howell: No. 111 outfielder
  - Zach Crotchfelt: No. 183 starting pitcher

**FAB FIVE FROSH**

- Auburn’s five freshmen in Perfect Game’s top 100 were the second most in the country.
  - Zach Crotchfelt; LHP; Jackson, N.J.
  - Ike Irish; C/DH; Hudsonville, Mich.
  - Gavin Miller; IF; Oakdale, Pa.
  - Hayden Murphy; RHP; Chula, Ga.
  - Chris Stanfield; OF; Tallahassee, Fla.

**RECRUITING RANKINGS**

- The Tigers 2022 incoming class was ranked unanimously in the top 10 by Perfect Game (No. 5), Baseball America (No. 6), Collegiate Baseball (No. 8) and D1 Baseball (No. 10).
- Perfect Game’s No. 5 ranking is tied for the second highest in program history, trailing only the No. 4 class from 2017.
- Auburn’s next two classes for 2023 and 2024 are also ranked in the top 10 by Perfect Game.

**BIG SHOES TO FILL**

- The Tigers are tasked with replacing its top four hitters - Sonny DiChiara, Blake Rambusch, Brooks Carlson and Brody Moore - and five of its top pitchers - Mason Barnett, Trace Bright, Blake Burkhalter, Hayden Mullins and Carson Skipper - from 2022.
- Eight of the nine players listed above were drafted in the top 17 rounds of last year’s MLB Draft, marking a program record for top 20 round picks.

**PRESEASON PROGNOSIS**

- Despite being one of six programs in the country to advance to the College World Series twice in the last three postseasons - Auburn, Arkansas, Mississippi State, Texas, Stanford and Vanderbilt - the Tigers went unranked in four of the six major preseason polls and were voted on by league head coaches to finish sixth in the SEC West.

**ACCOLADES FOR THE ASSISTANTS**

- Assistant coaches Karl Nonemaker and Gabe Gross both took home hardware in 2022.
- Nonemaker was named the American Baseball Coaches Association NCAA Division I Assistant Coach of the Year and Gross earned Alabama Baseball Coaches Association Division I Assistant Coach of the Year honors.

**SEC EXPERIENCE ON STAFF**

- Auburn’s coaching staff includes 43 years of experience as a SEC coach.
  - Butch Thompson: 21 years
  - Karl Nonemaker: 8 years
  - Gabe Gross: 7 years
  - Daron Schoenrock: 7 years

**THE ROAD TO OMAHA**

- Auburn advanced to the College World Series for the second time in the last three postseasons in 2022.
- The Tigers hosted a regional for the first time in 12 years and outscored the opponents by a combined score of 51-18, marking the most runs by a SEC team in a three-game regional.
- The team then became the first program to defeat Oregon State in a home super regional, and secured the program’s first win in Omaha since 1997 with a 6-2 win against Stanford.

**THE 2022 MLB DRAFT WAS A DANDY**

- Auburn had eight players selected in the 2022 MLB Draft, all previously undrafted.
- The eight draft picks were the second most in program history, third most in the SEC and tied for the fifth most in the country.
- The four picks in the top five rounds were the most in program history, as were the eight picks in the top 20 rounds.
- It marked the 48th consecutive year the Tigers had at least one player selected, tied for the longest active streak in the SEC.
- It marked the program record seventh straight season Auburn had a top-five-round pick.

**THOMPSON’S TENURE**

- In seven years under head coach Butch Thompson, Auburn has had 36 draft picks, including 16 in the top 10 rounds and 12 in the top five rounds.
- Both top-10 and top-five rounds totals are good for the most in a seven-year span in program history.

## THE LAST TIME...

### BATTING SUPERLATIVES

5 hits in a game	Brody Moore vs. Florida State [5-for-5] (6/4/22)
6 hits in a game	Tyler Johnstone vs. Elon [6-for-7, 2B, 3B] (2/25/05)
Reached base 6 times	Kason Howell vs. Florida State [4-5, 2 BB] (6/4/22)
Reached base 7 times	Brody Moore vs. Florida State [5-5, 2BB] (6/4/22)
4 runs in a game	Brody Moore vs. Florida State (6/4/22)
5 runs in a game	Sonny DiChiara vs. Florida State (6/4/22)
6 runs in a game	Bryson Ware vs. Alabama A&M (2/24/21)
<b>10-game hitting streak</b>	<b>Cole Foster, 11 games (2/24-3/17/23)</b>
<b>15-game hitting streak</b>	<b>Bryson Ware, 15 games (6/20/22-3/10/23)</b>
20-game hitting streak	A. Grier, 22 games, (5/31/15-3/22/16)
25-game hitting streak	Justin Fradejas, 27 games (3/23-5/7/10)
30-game hitting streak	Casey Dunn, 31 games (2/22 [G1]-4/15/97)
<b>3 doubles in a game</b>	<b>Kason Howell vs. Lipscomb (3/3/22)</b>
4 doubles in a game	Ken Dempsey vs. Georgia (1971)
2 triples in a game	Jay Gonzalez vs. Alabama State (2/28/12)
3 triples in a game	never
<b>2 home runs in one game</b>	<b>Bryson Ware at #3 Arkansas (3/18/23)</b>
3 home runs in one game	Cole Foster vs. Southeastern (6/3/22)
<b>7 RBI in a game</b>	<b>Justin Kirby vs. USC (2/26/23)</b>
8 RBI in a game	Justin Bryant at Georgia (3/19/10)
9 RBI in a game	Cole Foster vs. Southeastern (6/3/22)
10 RBI in a game	Bob Berry vs. Huntington (4/15/82)
<b>Grand slam home run</b>	<b>Justin Kirby vs. USC (2/26/23)</b>
<b>Inside-the-park home run</b>	<b>Kason Howell vs. Southeastern (3/11/23)</b>
HR to begin game	Ryan Bliss vs. #11 Ole Miss (5/25/21)
Two HR in one inning	Cole Foster vs. Southeastern [1st] (6/3/22)
<b>HR in consecutive at-bats</b>	<b>Bryson Ware at #3 Arkansas (3/18/23)</b>
HR in three consecutive at-bats	Edouard Julien (2/20-22/19)
<b>HR in consecutive games</b>	<b>Bryson Ware vs. Georgia/North Alabama (3/25-28/23)</b>
<b>HR in three consecutive games</b>	<b>Bryson Ware vs. Lipscomb/UAB (3/4-7/23)</b>
HR in three consecutive SEC games	Trent Mummy (4/17-23/10)
<b>HR in four consecutive games</b>	<b>Bryson Ware (3/3-7/23)</b>
HR in four consecutive SEC games	Mike Bianucci (5/2-9/08)
HR in five consecutive games	Tim Lemons (4/6-10/85)
Walk-off HR	Kason Howell vs. Yale (G1 - 2/26/22)
Pinch-hit HR	Cam Hill vs. Kentucky (3/26/21)
Pinch-hit grand slam	Edouard Julien vs. BYU (G1 - 3/3/18)
HR in first at-bat of season	Steven Williams vs. Longwood (2/17/18)
HR in both games of DH	Dylan Ingram at #7 Mississippi St. (4/29/17)
Hit for the cycle	Judd Ward [3B, 1B, HR, 2B] vs. Illinois-Chicago (G1 - 2/15/20)
Hit from both sides of plate	Cole Foster [1st inn.]
in same inning	vs. Southeastern (6/3/22)
Two hits in same inning	Cole Foster [HR, HR] vs. Southeastern [1st] (6/3/22)
Stole home	Josh Hall vs. Kansas State (2/20/22)
<b>Stole two bases in a game</b>	<b>Justin Kirby at #3 Arkansas (3/19/23)</b>
Stole three bases in a game	Anfernee Grier vs. Southern (2/26/16)
Hit by a pitch 2 times in a game	Ryan Dyal vs. UAB (3/2/22)
Hit by a pitch 3+ times in a game	Dan Glevenyak at Alabama (4) (4/11/14)
Scored 20 or more runs	21 vs. Florida State (6/4/22)
Scored 25 or more runs	25 vs. Longwood (2/17/18)
Scored 30 or more runs	33 vs. Alabama A&M (2/24/21)
<b>Scored 5 runs in an Inning</b>	<b>5, vs. Georgia Tech (6th) (3/14/23)</b>
<b>Scored 6 runs in an Inning</b>	<b>6, vs. North Alabama (1st) (3/28/23)</b>
<b>Scored 7 runs in an Inning</b>	<b>7, vs. Lipscomb (1st) (3/4/23)</b>
Scored 8 runs in an Inning	8, at UAB (5th) (3/19/19)
Scored 9 runs in an Inning	9, vs. Rhode Island (1st) (G1 - 3/5/22)
<b>Scored 10+ runs in an Inning</b>	<b>11, vs. Florida A&amp;M (1st) (3/1/23)</b>
Recorded 10+ hits in an Inning	11, vs. Furman (5th) (2/12/00)
Scored in every inning	vs. Coppin State (3/18/14)
<b>Recorded 15-19 hits</b>	<b>17, vs. Lipscomb (3/4/23)</b>
<b>Recorded 20 or more hits</b>	<b>20, vs. Georgia Tech (3/14/23)</b>
<b>Hit 3 or more home runs in an inning</b>	<b>3, vs. Florida A&amp;M [1st] (3/1/23)</b>
<b>Hit 3 or more home runs in a game</b>	<b>3, vs. Florida A&amp;M (3/1/23)</b>
Hit 5 or more home runs in a game	7, vs. Southeastern (6/3/22)
Hit 7 or more home runs in a game	7, vs. Southeastern (6/3/22)
Hit back-to-back home runs	C. Foster & S. DiChiara vs. Southeastern (1st) (6/3/22)
Hit back-to-back-to-back home runs	R. Bliss, T. Miller & R. Woley vs. Texas A&M (1st) (5/15/21)
<b>Had 5 doubles</b>	<b>5, vs. Lipscomb (3/3/23)</b>
Had 6 doubles	6, vs. Jacksonville State (4/21/21)
Had 7 doubles	7, vs. Chicago State (3/8/20)
<b>Had 8 doubles</b>	<b>8, vs. Lipscomb (3/4/23)</b>
Had 9+ doubles	11, vs. Alabama A&M (2/24/21)
Stole 5 bases in a game	5, vs. Bethune-Cookman (5/6/14)
Stole 6 bases in a game	6, vs. #21 Tennessee (3/17/19)
Stole 7 bases in a game	7, vs. Presbyterian (5/8/12)
Stole 8 bases in a game	8, vs. Alcorn State (2/22/12)
<b>Walked 10+ times</b>	<b>11, vs. North Alabama (3/28/23)</b>
Did not strike out in a game	vs. Belmont (3/11/12)

### PITCHING SUPERLATIVES

<b>INDIVIDUAL</b>	
Nine-inning no-hitter	Casey Mize vs. Northeastern (3/9/18)
Nine-inning no-hitter (combined)	Mike Mueller [2.0], Lee Carter [1.0]
	Brandon Channell [1.0], Reid Price [1.0], Andrew Skinner [1.0], Arnold Hughey [1.0], Ken Clayton [1.0], Cory Duedeit [0.2], Sean Jones [0.1] vs. UAB (3/19/02)
Seven-inning no-hitter	Jason Johnson vs. LaGrange College (4/30/91)
Nine-inning perfect game	Eric Brandon vs. Murray State (3/2/02)
Seven-inning perfect game	Jason Johnson vs. LaGrange College (4/30/91)
Nine-inning one-hitter (individual)	Keegan Thompson vs. Presbyterian (3/1/14)
Nine-inning one-hitter (combined)	Tanner Burns [7.0], Cody Greenhill [2.0] vs. Chicago State (3/6/20)
Five-inning one-hitter	Kevin Davis [3.2], Jacob Milliman [1.1], vs. Radford (2/22/15)
Nine-inning two-hitter	Tanner Burns [9.0] vs. Cincinnati (3/1/19)
<b>Complete game</b>	<b>Drew Nelson vs. North Alabama [7] (3/28/23)</b>
Complete game shutout	Jack Owen vs. UTSA (3/9/19)
Consecutive complete games	K. Thompson vs. Arkansas & LSU (4/4 & 4/11/15)
Struck out 10 batters	10 by Mason Barnett vs. UCLA (6/5/22)
Struck out 11 batters	11 by Jordan Armstrong vs. Yale (2/25/22)
Struck out 12 batters	12 by Casey Mize at Kentucky (3/23/18)
Struck out 13 batters	13 by Casey Mize vs. Texas A&M (3/16/18)
Struck out 15 batters	15 by Tanner Burns vs. Cincinnati (3/1/19)
<b>TEAM</b>	
Struck out 15+ batters	16, Bright [8], Sheehan [3], Burkhalter [5] vs. Stanford (6/20/22)
Struck out 20+ batters	20, Fuller [4], Watson [4], Anderson [3], Greenhill [4], Skipper [3], Wade [2] vs. #9 Arkansas (4/5/19)
Struck out 15 batters consecutive games	vs. Ga State, at Missouri (4/5-7/16)
Shut out an opponent	2-0 vs. South Carolina (4/24/22)
Consecutive shutouts	16-0 / 12-0 [7] vs. Rhode Island (3/5/22)
Three straight shutouts	2-0 vs. UTSA / 5-0 vs. UTSA (3/6-9/19)
Shut out an SEC opponent	2-0 vs. South Carolina (4/24/22)
Shut out an SEC opponent on the road	3-0 at Missouri (5/21/21)
Consecutive SEC shutouts	5-0 and 4-0 at Miss. State (3/27-28/15)
Consecutive SEC shutouts on the road	5-0 and 4-0 at Miss. State (3/27-28/15)
<b>Was shut out</b>	<b>5-0 at #3 Arkansas (3/19/23)</b>
Was held to one hit	vs. #24 Missouri (4/1/18)
Was no hit	vs. #13 Arkansas (5/25/17)
<b>FIELDING SUPERLATIVES</b>	
2 errors in a game	Jake Wyandt vs. #1 Ole Miss (3/17/22)
3 errors in a game	Luke Jarvis vs. Presbyterian (3/11/17)
4 errors in a game	Brett Burnham at Alabama (4/5/00)
3 double plays turned in a game	vs. Alabama (5/14/22)
4 double plays turned in a game	at #1 Arkansas (4/3/21)
5 double plays turned in a game	never
Triple play (Auburn)	vs. Memphis (5/22/78)
Triple play (Opponent)	at Florida [4th] (3/15/08)
Threw a runner out at HP to end game	Bryson Ware at Mississippi State (4/17/22)
<b>MISC. SUPERLATIVES</b>	
Won 10 or more consecutive games	15 (2/24-3/22/19)
Won 15 or more consecutive games	15 (2/24-3/22/19)
Won 8 or more consecutive SEC games	9 (4/1-21/95)
Lost 5 or more consecutive games	5 (4/2-11/21)
Home winning streak	21 (1964-66)
Road winning streak	14 (1967/1995)
Season-opening winning streak	17 (2/7-3/5/97)
<b>Extra-innings victory</b>	<b>7-6, vs. Georgia [11 inn] (3/23/23)</b>
Extra-innings loss	4-5, at Texas A&M [11 inn] (3/26/22)
<b>Swept a 3-game series</b>	<b>vs. Lipscomb (3/3-5/23)</b>
Swept a road series	at Alabama (4/20-21/18)
Swept a road SEC series	at Alabama (4/20-21/18)
Swept a SEC series	vs. South Carolina (4/22-24/22)
Swept a 4-game series	Rhode Island (3/4-6/22)
Swept a doubleheader	Rhode Island (3/5/22)
Allowed 3 runs or fewer in a three-game series	2, vs. Chicago State (3/6-8/20)
Allowed 3 runs or fewer in a four-game series	3, vs. Rhode Island (3/4-6/22)
Allowed 3 runs or fewer in a SEC series	3, vs. Miss. State (3/27-29/15)
Allowed 4 runs or fewer in a series	3, vs. UTSA (3/8-9/19)
Allowed 4 runs or fewer in a SEC series	4, vs. Georgia (4/23-25/15)
Allowed 3 runs or fewer in a road series	3, vs. Miss. State (3/27-29/15)
Allowed 3 runs or fewer in a SEC road series	3, vs. Miss. State (3/27-29/15)
<b>Overcome a deficit of 7+ runs</b>	<b>7 runs, [0-7, 12-11 (12)] vs. Georgia Tech (3/14/23)</b>
Won a 1-0 game	vs. Mercer (5/30/15) [NCAA Regional]
Lost a 1-0 game	vs. Ohio State (2/15/14)
<b>Walk-off win</b>	<b>vs. Georgia [11 inn.] (3/23/23)</b>
Walk-off loss	at Mississippi State [9 inn.] (4/14/22)

# HITTER PROFILES

## 31 • MIKE BELLO OF

6-0 • 203 • SO • Oak Ridge, NJ • Pope John XXIII

### CAREER STATISTICS

YEAR	AVG	GP-GS	AB	R	H	2B	3B	HR	RBI	SB-A
2022	.253	43-27	99	18	25	4	0	1	12	1-1
2023	.185	13-4	27	4	5	0	0	0	3	0-0
TOTAL	.238	56-31	126	22	30	4	0	1	15	1-1

### SEASON HIGHS

AB: 4, three times  
R: 2, vs. USC (2/26)  
H: 2, vs. GT (3/14)  
2B: --  
HR: --  
RBI: 1, three times

### CAREER HIGHS

5, two times  
4, two times  
3, two times  
1, four times  
1, at Texas A&M (3/26/22)  
2, three times

## 6 • RYAN DYAL C

5-10 • 197 • R-JR • Senoia, GA • East Coweta

### CAREER STATISTICS

YEAR	AVG	GP-GS	AB	R	H	2B	3B	HR	RBI	SB-A
2021	.200	31-22	70	18	14	2	0	3	7	1-1
2022	.217	32-27	92	20	4	0	4	26	0-0	
2023	.261	9-7	23	4	6	0	0	0	3	0-0
TOTAL	.216	72-56	185	45	40	6	0	7	36	1-1

### SEASON HIGHS

AB: 5, vs. Southeastern (3/10)  
R: 2, vs. FAMU (3/1)  
H: 1, six times  
2B: --  
HR: --  
RBI: 1, three times

### CAREER HIGHS

5, five times  
3, two times  
2, seven times  
1, six times  
1, seven times  
4, vs. Rhode Island (3/6/22)

## 7 • COLE FOSTER IF

6-1 • 193 • JR • Plano, TX • Plano Senior

- Went 3-for-5 with a home run in his first game out of the leadoff spot Tuesday vs. UNA (3/28)
- Became the first Auburn player with four hits in back-to-back games since Hunter Morris in 2010 last week
- Went on a career-best 11-game hitting streak from 2/24-3/17, hitting .523 (23-for-44) with 16 RBI during the span

### CAREER STATISTICS

YEAR	AVG	GP-GS	AB	R	H	2B	3B	HR	RBI	SB-A
2021	.292	15-4	24	5	7	3	0	0	1	0-0
2022	.272	52-51	169	40	46	11	0	9	47	2-4
2023	.383	22-22	81	24	31	6	0	3	19	1-3
TOTAL	.303	90-78	277	69	84	20	0	12	67	3-7

### SEASON HIGHS

AB: 5, six times  
R: 3, three times  
H: 4, two times  
2B: 1, six times  
HR: 1, three times  
RBI: 4, vs. Southeastern (3/10)

### CAREER HIGHS

6, vs. Southeastern (6/3/22)  
4, vs. Southeastern (6/3/22)  
4, three times  
2, vs. Stanford (6/20/22)  
3, vs. Southeastern (6/3/22)  
9, vs. Southeastern (6/3/22)

## 1 • CADEN GREEN IF

5-11 • 164 • JR • Tulsa, OK • Seminole State

- Is 5-for-12 with three runs and a homer in the last four
- Led the team with a .444 average (4-for-9) vs. UGA
- Leads the team with a .400 average in SEC play

### CAREER STATISTICS

YEAR	AVG	GP-GS	AB	R	H	2B	3B	HR	RBI	SB-A
2021*	.448	39-1	125	38	56	16	2	9	44	8-11
2022*	.425	48-1	181	66	77	22	2	13	49	12-16
2023	.263	20-17	57	11	15	2	0	1	6	1-2
TOTAL	.408	107-17	363	115	148	40	4	23	99	21-29

### SEASON HIGHS

AB: 6, vs. GT (3/14)  
R: 2, vs. Indiana (2/18)  
H: 2, four times  
2B: 1, two times  
HR: 1, vs. Georgia (3/23)  
RBI: 1, three times

### CAREER HIGHS

6, three times  
4, vs. Rose State (3/5/22)  
5, at Western OK State (3/29/22)  
2, seven times  
1, 23 times  
5, vs. Murray State (1/31/21)

## 2 • JOSH HALL OF

5-9 • 174 • GR • Homewood, AL • Ole Miss

### CAREER STATISTICS

YEAR	AVG	GP-GS	AB	R	H	2B	3B	HR	RBI	SB-A
2019*	.171	54-9	35	12	6	0	1	1	7	10-11
2021	.326	20-10	43	10	14	2	2	0	9	5-6
2022	.269	18-6	26	5	7	1	0	0	2	1-1
2023	.267	16-3	15	4	4	0	0	0	4	1-1
AU	.298	54-19	84	19	25	3	2	0	15	7-8
TOTAL	.260	108-28	119	31	31	3	3	1	22	17-19

### SEASON HIGHS

AB: 6, three times  
R: 3, two times  
H: 4, vs. GT (3/14)  
2B: 1, seven times  
HR: 2, vs. USC (2/26)  
RBI: 7, vs. USC (2/26)

### CAREER HIGHS

6, eight times  
4, two times  
4, three times  
2, five times  
3, at Northern Illinois (4/19/22)  
7, vs. USC (2/26/22)

### SEASON HIGHS

AB: 5, vs. GT (3/14)  
R: 2, vs. FAMU (3/1)  
H: 3, vs. GT (3/14)  
2B: --  
HR: --  
RBI: 2, two times

### CAREER HIGHS

5, three times  
3, vs. AAMU (2/23/21)  
3, two times  
1, three times  
1, vs. Ark-Pine Bluff (3/20/19)  
3, vs. AAMU (2/23/21)

## 16 • CAM HILL IF

6-4 • 219 • JR • Madison, AL • Bob Jones

### CAREER STATISTICS

YEAR	AVG	GP-GS	AB	R	H	2B	3B	HR	RBI	SB-A
2021	.270	35-30	111	19	30	6	1	5	22	0-0
2022	.278	39-26	108	16	30	7	0	1	19	0-1
2023	.250	7-4	12	1	3	0	0	0	2	0-0
TOTAL	.273	81-60	231	36	63	13	1	6	43	0-1

### SEASON HIGHS

AB: 3, vs. UNA (2/21)  
R: 1, vs. UNA (2/21)  
H: 1, three times  
2B: --  
HR: --  
RBI: 2, vs. UNA (2/21)

### CAREER HIGHS

5, six times  
4, at Missouri (5/20/21)  
3, four times  
2, vs. Texas A&M (5/16/21)  
1, six times  
4, vs. Boston College (3/6/21)

## 5 • KASON HOWELL OF

6-0 • 178 • 5th • Argyle, TX • Liberty Christian

- NCAA active leader in career doubles (60)
- Became the first Auburn player since 2016 to reach 200 career hits with his first-inning double vs. Lipscomb (3/3)
- Has started 213 career games, including 137 of the last 138 dating back to 2021

### CAREER STATISTICS

YEAR	AVG	GP-GS	AB	R	H	2B	3B	HR	RBI	SB-A
2019	.262	63-63	225	31	59	10	0	0	28	14-16
2020	.359	11-10	39	8	14	7	0	0	6	0-0
2021	.260	52-51	177	29	46	12	0	8	30	8-13
2022	.287	65-65	251	50	72	19	2	2	35	11-13
2023	.276	24-24	98	20	27	12	0	3	12	0-0
TOTAL	.276	215-213	790	138	218	60	2	13	111	33-42

### SEASON HIGHS

AB: 7, vs. GT (3/14)  
R: 3, two times  
H: 3, two times  
2B: 3, vs. Lipscomb (3/3)  
HR: 1, three times  
RBI: 4, vs. South Alabama (3/21)

### CAREER HIGHS

7, vs. GT (3/14/23)  
3, six times  
4, vs. Florida State (6/4/22)  
3, two times  
2, two times  
5, at Missouri (5/20/21)

## 18 • IKE IRISH DH/C

6-2 • 202 • FR • Hudsonville, MI • St. Mary's Prep

- Two-time SEC Freshman of the Week
- Went 4-for-5 with a 2B, HR and 5 RBI vs. UNA (3/28)
- Has homered twice in the last three games
- Collected multiple hits in 13 of his first 17 games
- Ranks 2nd in the NCAA in doubles (14) and is 3rd in the SEC in hits (42) and 5th in average (.416)

### CAREER STATISTICS

YEAR	AVG	GP-GS	AB	R	H	2B	3B	HR	RBI	SB-A
2023	.416	25-25	101	22	42	14	1	2	25	1-1

### SEASON HIGHS

AB: 6, vs. GT (3/14)  
R: 3, two times  
H: 4, two times  
2B: 2, two times  
HR: 1, two times  
RBI: 5, vs. North Alabama (3/28)

### CAREER HIGHS

6, vs. GT (3/14/23)  
3, two times  
4, two times  
2, two times  
1, two times  
5, vs. North Alabama (3/28/23)

## 14 • JUSTIN KIRBY OF

5-11 • 203 • GR • Alpharetta, GA • Kent State

- Hit a go-ahead 3-run homer in the 6th vs. UGA (3/24)
- Sixteen of his 25 hits this season are for extra bases
- His six homers in the first eight games were the most by an Auburn player since at least 1993

### CAREER STATISTICS

YEAR	AVG	GP-GS	AB	R	H	2B	3B	HR	RBI	SB-A
2019*	.313	42/37	147	42	46	14	2	9	30	9-11
2020*	.189	12/12	37	3	7	3	0	0	2	0-0
2021*	.301	48/43	146	31	44	8	1	5	25	10-10
2022*	.323	53/51	198	44	64	17	1	15	45	14-20
2023	.272	25-25	92	23	25	7	1	8	25	5-5
TOTAL	.300	180-168	620	143	186	49	5	37	127	38-46

### SEASON HIGHS

AB: 6, three times  
R: 3, two times  
H: 4, vs. GT (3/14)  
2B: 1, seven times  
HR: 2, vs. USC (2/26)  
RBI: 7, vs. USC (2/26)

### CAREER HIGHS

6, eight times  
4, two times  
4, three times  
2, five times  
3, at Northern Illinois (4/19/22)  
7, vs. USC (2/26/22)

## 24 • NATE LARUE C

6-3 • 223 • SR • Mobile, AL • McGill-Toolen

### CAREER STATISTICS

YEAR	AVG	GP-GS	AB	R	H	2B	3B	HR	RBI	SB-A
2020	.294	8-3	17	6	5	1	0	0	2	0-0
2021	.219	16-10	32	8	7	2	0	2	5	0-0
2022	.211	52-42	152	19	32	8	0	6	34	2-2
2023	.106	18-16	47	4	5	0	0	0	3	3-4
TOTAL	.198	94-71	248	37	49	11	0	8	44	5-5

### SEASON HIGHS

AB: 4, two times  
R: 1, four times  
H: 1, five times  
2B: --  
HR: --  
RBI: 1, three times

### CAREER HIGHS

5, five times  
3, vs. Southeastern (6/3/22)  
3, at Texas A&M (3/27/22)  
2, vs. Arkansas (5/6/22)  
2, vs. Southeastern (6/3/22)  
5, at Texas A&M (3/27/22)

## 26 • COOPER McMURRAY IF

6-3 • 258 • R-SO • Tulsa, OK • Kansas

- Made his first start since Mar. 4 Tuesday vs. UNA (3/28)
- Was 2-for-2 with a 2B and 2 RBI in pinch hits vs. UGA
- Is 3-for-5 with 2 BB, 2 2B and 4 RBI since his return from an ankle injury vs. UGA (3/23)

### CAREER STATISTICS

YEAR	AVG	GP-GS	AB	R	H	2B	3B	HR	RBI	SB-A
2022*	.248	42-33	113	16	28	6	0	9	19	0-0
2023	.320	10-8	25	9	8	2	0	2	10	0-0
TOTAL	.261	52-41	138	25	36	8	0	11	29	0-0

### SEASON HIGHS

AB: 4, three times  
R: 3, vs. USC (2/25)  
H: 3, vs. USC (2/25)  
2B: 1, two times  
HR: 1, two times  
RBI: 3, two times

### CAREER HIGHS

6, vs. Oklahoma (4/23/22)  
2, vs. West Virginia (4/30/22)  
3, two times  
1, eight times  
2, vs. West Virginia (4/30/22)  
3, at Texas (5/21/22)

## 11 • GAVIN MILLER IF

5-11 • 192 • FR • Oakdale, PA • West Allegheny

### CAREER STATISTICS

YEAR</
--------



**3 • CHRIS STANFIELD OF**

6-1 • 189 • FR • Tallahassee, FL • Chiles  
 • Started in 16 straight games from Mar. 3-25  
 • Collected multiple hits in five of his first eight starts and multiple RBI in four of his first eight

**CAREER STATISTICS**

YEAR	AVG	GP-GS	AB	R	H	2B	3B	HR	RBI	SB-A
2023	.305	20-16	59	7	18	3	2	1	11	2-2

**SEASON HIGHS**  
 AB: 5, two times  
 R: 2, vs. FAMU (3/1)  
 H: 2, five times  
 2B: 1, three times  
 HR: 1, vs. Southeastern (3/11)  
 RBI: 2, four times

**CAREER HIGHS**  
 5, two times  
 2, vs. FAMU (3/1)  
 2, five times  
 1, three times  
 1, vs. Southeastern (3/11/23)  
 2, four times

**8 • BRYSON WARE IF**

6-2 • 211 • SR • Madison, MS • Pearl River  
 • Has reached base in all 25 games this season and has a hit in 23 of 25 games, including nine straight  
 • Homered in four straight games from 3/3-7 and has five homers in the last seven games  
 • Ranks top 10 in the NCAA in homers (12), slugging (.894) and total bases (84) and top 10 in the SEC in average (.404) and hits (38)

**CAREER STATISTICS**

YEAR	AVG	GP-GS	AB	R	H	2B	3B	HR	RBI	SB-A
2020*	.321	16-/	53	14	17	3	3	5	17	4-5
2021	.254	43-37	138	36	35	6	1	6	26	4-5
2022	.234	49-23	94	23	22	8	2	1	21	4-4
2023	.404	25-25	94	27	38	8	1	12	31	2-2
AU	.291	117-85	326	86	95	22	4	19	78	10-11
TOTAL	.296	133-85	379	100	112	25	7	24	95	14-16

**SEASON HIGHS**  
 AB: 7, vs. GT (3/14)  
 R: 3, two times  
 H: 3, four times  
 2B: 2, two times  
 HR: 2, at Arkansas (3/18)  
 RBI: 3, six times

**CAREER HIGHS**  
 7, vs. GT (3/14/23)  
 6, vs. AAMU (2/24/21)  
 3, 10 times  
 2, three times  
 2, at Arkansas (3/18/23)  
 6, two times

**10 • BRODY WORTHAM IF**

6-1 • 187 • GR • Wedowee, AL • West Georgia  
 • Came thru with a pinch-hit walkoff single in the 12th inning of the comeback win vs. GT (3/14)

**CAREER STATISTICS**

YEAR	AVG	GP-GS	AB	R	H	2B	3B	HR	RBI	SB-A
2019*	.317	30-20	82	19	26	5	0	1	14	2-3
2020*	.324	20-20	71	16	23	7	0	1	10	4-4
2021*	.411	41-41	163	37	67	13	1	4	26	10-12
2022*	.372	45-44	183	47	68	9	2	9	32	9-10
2023	.125	11-2	16	4	2	0	0	0	2	0-0
TOTAL	.361	147-127	515	123	186	34	3	15	84	25-29

**SEASON HIGHS**  
 AB: 4, vs. South Alabama (3/21)  
 R: 2, vs. South Alabama (3/21)  
 H: 1, two times  
 2B: --  
 HR: --  
 RBI: 1, two times

**CAREER HIGHS**  
 6, four times  
 3, six times  
 5, at Mississippi College (4/2/21)  
 2, three times  
 2, vs. North Georgia (3/30/22)  
 5, vs. West Alabama (3/26/22)

**4 • CARTER WRIGHT C**

6-0 • 195 • JR • Blairsville, GA • Iowa Western  
 • Has started three of the last five games and is 3-for-10 with four RBI during the stretch  
 • Collected his first two hits and first RBI vs. USA (3/21)  
 • Drew a bases-loaded walk in the bottom of the 11th inning in the series opener vs. UGA (3/23)

**CAREER STATISTICS**

YEAR	AVG	GP-GS	AB	R	H	2B	3B	HR	RBI	SB-A
2021*	.353	43-/	119	34	42	8	0	0	27	0-0
2022*	.371	39-/	124	29	46	9	1	1	43	4-4
2023	.150	11-4	20	2	3	0	0	0	4	0-0
TOTAL	.346	91-4	263	65	91	17	1	1	74	4-4

**SEASON HIGHS**  
 AB: 4, vs. South Alabama (3/21)  
 R: 1, two times  
 H: 2, vs. South Alabama (3/21)  
 2B: --  
 HR: --  
 RBI: 2, vs. North Alabama (3/28)

**CAREER HIGHS**  
 5, seven times  
 3, six times  
 3, five times  
 2, two times  
 1, at Southwestern (4/6/22)  
 5, at Southwestern (4/6/22)

**PITCHER PROFILES**

**46 • CHASE ALLSUP RHP**

6-1 • 238 • SO • Dothan, AL • Dothan  
 • Made two starts at the beginning of the season and has made six straight relief appearances since  
 • Didn't allow an earned run in 2.2 IP vs. UGA (2/24)

**CAREER STATISTICS**

YEAR	ERA	W-L	G/S	IP	H	R	ER	BB	K	BAA
2022	3.38	1-0	23/0	29.1	24	15	11	17	36	.226
2023	6.48	0-0	8/2	16.2	25	13	12	8	20	.347
TOTAL	4.50	1-0	31/2	46.0	49	28	23	25	56	.275

**SEASON HIGHS**  
 IP: 3.2, vs. USC (2/24)  
 H: 5, vs. USC (2/24)  
 R: 3, vs. GT (3/14)  
 ER: 3, vs. GT (3/14)  
 K: 5, vs. Lipscomb (3/3)  
 BB: 2, three times  
 PC: 72, vs. USC (2/24)

**CAREER HIGHS**  
 3.2, vs. USC (2/24/23)  
 5, vs. USC (2/24/23)  
 4, vs. Ole Miss (3/18/22)  
 3, vs. GT (3/14/23)  
 5, two times  
 2, seven times  
 72, vs. USC (2/24/23)

**41 • JOHN ARMSTRONG RHP**

5-11 • 225 • SO • Marietta, GA • Harrison  
 • Has made 30 career relief appearances prior to his first career start Saturday at Florida  
 • Leads the SEC and ranks 5th in NCAA with five wins  
 • Pitched 2.2 scoreless innings in the series-clinching win vs. UGA (3/24)  
 • Named to the NCBA Stopper of the Year Watch List

**CAREER STATISTICS**

YEAR	ERA	W-L	G/S	IP	H	R	ER	BB	K	BAA
2022	4.26	1-0	19/0	19.0	20	13	9	11	21	.294
2023	3.91	5-0	11/0	23.0	19	11	10	8	18	.221
TOTAL	4.07	6-0	30/0	42.0	39	24	19	19	39	.253

**SEASON HIGHS**  
 IP: 3.1, two times  
 H: 5, two times  
 R: 3, three times  
 ER: 3, two times  
 K: 4, vs. Lipscomb (3/3)  
 BB: 3, vs. USC (2/25)  
 PC: 51, at Arkansas (3/17)

**CAREER HIGHS**  
 3.1, two times  
 5, two times  
 4, vs. Arkansas (6/21/22)  
 4, vs. Arkansas (6/21/22)  
 4, two times  
 3, vs. USC (2/25/23)  
 51, at Arkansas (3/17/23)

**25 • TANNER BAUMAN LHP**

6-4 • 208 • JR • Jacksonville, FL • St. John's River  
 • Started the middle game vs. UGA (3/24)  
 • Pitched 2.0 scoreless with two Ks in relief vs. GT (3/14)  
 • Pitched a season-high 4.0 innings vs. SLU (3/10)

**CAREER STATISTICS**

YEAR	ERA	W-L	G/S	IP	H	R	ER	BB	K	BAA
2021*	4.70	2-3	19/4	44.0	47	28	23	18	40	.267
2022*	5.91	3-10	16/14	77.2	96	69	51	34	100	.292
2023	4.35	1-0	7/3	20.2	24	11	10	10	19	.289
TOTAL	5.31	6-13	42/21	142.1	167	108	84	62	159	--

**SEASON HIGHS**  
 IP: 4.0, vs. Southeastern (3/10) 7.0, vs. Fla State Jacksonville (4/5/21)  
 H: 7, vs. Southeastern (3/10) 11, at Central Florida (3/25/22)  
 R: 3, at Arkansas (3/18) 8, two times  
 ER: 3, at Arkansas (3/18) 6, three times  
 K: 5, vs. Lipscomb (3/3) 11, vs. Seminole State (3/7/22)  
 BB: 3, vs. USC (2/24) 4, three times  
 PC: 75, vs. Southeastern (3/10) 75, vs. Southeastern (3/10/23)

**33 • WILL CANNON RHP**

6-1 • 187 • SO • Phenix City, AL • NW Florida State  
 • Will make his first start in an Auburn uniform Friday  
 • Leads the team with a 1.17 ERA in SEC play  
 • Is 1-0 with a 0.90 ERA in his last three appearances and 10.0 IP since Mar. 14  
 • Earned the win in 3.0 IP in relief vs. UGA (3/23)  
 • Matched a career best with 4.2 IP and a season best with 4 Ks at Arkansas (3/19)

**CAREER STATISTICS**

YEAR	ERA	W-L	G/S	IP	H	R	ER	BB	K	BAA
2022*	3.10	3-2	14/1	29.0	23	10	10	19	30	.213
2023	2.29	2-0	9/0	19.2	18	7	5	10	21	.261
TOTAL	2.77	5-2	23/1	48.2	41	17	15	29	51	--

**SEASON HIGHS**  
 IP: 4.2, at Arkansas (3/19)  
 H: 4, vs. Southeastern (3/11)  
 R: 3, vs. Southeastern (3/11)  
 ER: 2, at JSU (3/8)  
 K: 4, two times  
 BB: 2, four times  
 PC: 58, at Arkansas (3/19)

**CAREER HIGHS**  
 4.2, two times  
 4, three times  
 3, two times  
 3, vs. TNXL (3/5/22)  
 5, vs. Chipola (4/9/22)  
 5, vs. Chipola (4/9/22)  
 58, at Arkansas (3/19/23)

**23 • P. CARLSON RHP**

6-1 • 184 • SO • Mobile, Ala. • Faith Academy  
 • His eight appearances already mark a career high  
 • Has allowed one earned run in his last five appearances  
 • Logged a season high 1.2 IP and 3 Ks vs. UGA (3/25)

**CAREER STATISTICS**

YEAR	ERA	W-L	G/S	IP	H	R	ER	BB	K	BAA
2022	8.59	1-1	5/0	7.1	8	7	7	3	10	.267
2023	4.50	1-0	8/0	6.0	9	5	3	6	11	.310
TOTAL	6.75	2-1	13/0	13.1	17	12	10	9	21	.288

**SEASON HIGHS**  
 IP: 1.2, vs. Georgia (3/25) 3.0, vs. Rhode Island (3/6/22)  
 H: 3, two times 3, three times  
 R: 3, vs. FAMU (3/1) 3, two times  
 ER: 1, three times 3, vs. MTSU (3/13/22)  
 K: 3, two times 4, vs. Rhode Island (3/6/22)  
 BB: 2, vs. FAMU (3/1) 2, two times  
 PC: 40, vs. Georgia (3/25) 40, two times

**54 • K. COPELAND LHP**

6-2 • 185 • SR • Mobile, AL • Pensacola State  
 • Pitched an Auburn high 5.0 scoreless innings and matched a season high with 6 Ks at JSU (3/8)  
 • Is 1-1 with a 3.18 ERA in three starts this season

**CAREER STATISTICS**

YEAR	ERA	W-L	G/S	IP	H	R	ER	BB	K	BAA
2020*	5.28	0-2	3/1	15.1	19	12	9	7	8	.297
2021*	1.74	7-1	12/8	57.0	43	14	11	16	81	.201
2022	4.20	3-0	9/2	15.0	20	11	7	8	19	.328
2023	8.82	1-1	7/3	16.1	24	16	16	4	17	.353
AU	6.61	4-1	16/5	31.1	44	27	23	12	36	.341
TOTAL	3.73	11-4	32/16	103.2	106	53	43	35	125	--

**SEASON HIGHS**  
 IP: 5.0, at JSU (3/8) 7.0, two times  
 H: 6, vs. GT (3/14) 11, at Chipola (3/20/21)  
 R: 5, vs. GT (3/14) 5, vs. GT (3/14/23)  
 ER: 5, vs. GT (3/14) 5, vs. GT (3/14/23)  
 K: 6, two times 12, at NW FL State (4/30/21)  
 BB: 1, four times 2, nine times  
 PC: 66, vs. UNA (2/21) 68, vs. Kennesaw St. (4/20/22)

**77 • Z. CROTCHFELT LHP**

6-2 • 210 • FR • Jackson, N.J. • Jackson Memorial  
 • Has made four straight weekend starts  
 • Matched a season high with 5 Ks at Arkansas (3/18)  
 • Rated the No. 183 starting pitcher by D1 Baseball  
 • Ranked the No. 93 player in the 2022 class by PG

**CAREER STATISTICS**

YEAR	ERA	W-L	G/S	IP	H	R	ER	BB	K	BAA
2023	5.96	0-2	6/4	22.2	24	19	15	11	23	.264

**SEASON HIGHS**  
 IP: 5.0, vs. Southeastern (3/11) 5.0, vs. Southeastern (3/11/23)  
 H: 6, vs. Georgia (3/25) 6, vs. Georgia (3/25/23)  
 R: 6, at Arkansas (3/18) 6, at Arkansas (3/18/23)  
 ER: 4, vs. Georgia (3/25) 4, vs. Georgia (3/25/23)  
 K: 5, two times 5, two times  
 BB: 3, two times 3, two times  
 PC: 82, vs. Southeastern (3/11) 82, vs. Southeastern (3/11/23)

**45 • J. GONZALEZ RHP**

6-4 • 233 • JR • Humacao, PR • Leadership CA  
 • Turned in his 5th start of 5.0+ scoreless innings since the start of last season vs. Indiana (2/18)  
 • Missed the last five weekends with shoulder soreness  
 • Rated the No. 20 starting pitcher and No. 28 college prospect for the 2023 MLB Draft by D1 Baseball

**CAREER STATISTICS**

YEAR	ERA	W-L	G/S	IP	H	R	ER	BB	K	BAA
2021	6.17	2-3	21/5	42.1	51	30	29	10	30	.293
2022	3.22	7-4	15/14	78.1	83	30	28	15	54	.276
2023	0.00	1-0	1/1	5.0	2	0	0	0	1	.125
TOTAL	4.08	10-7	37/20	125.2	136	60	57	25	85	.277

**SEASON HIGHS**  
 IP: 5.0, vs. Indiana (2/18) 9.0, vs. Vandy (4/10/22)  
 H: 2, vs. Indiana (2/18) 9, two times  
 R: -- 9, vs. Miss. State (4/11/21)  
 ER: -- 9, vs. Miss. State (4/11/21)  
 K: 1, vs. Indiana (2/18) 8, two times  
 BB: -- 5, at Arkansas (4/3/21)  
 PC: 41, vs. Indiana (2/18) 110, at MSU (4/16/22)

**29 • C. HERBERHOLZ RHP**

5-11 • 197 • R-JR • Scottsboro, AL • Southern Union

- Made a pair of appearances vs. UGA
- Is 2nd on the team with a 2.57 ERA in SEC play
- Retired all 6 batters faced w/ 3 Ks at Arkansas (3/18)

**CAREER STATISTICS**

YEAR	ERA	W-L	G/S	IP	H	R	ER	BB	K	BAA
2020*	10.43	0-4	5/4	14.2	17	19	17	10	13	.288
2021*	13.50	0-0	1/0	0.2	0	1	1	1	1	.000
2022*	2.40	4-0	10/7	56.1	41	24	15	11	55	.179
2023	6.75	0-1	8/3	18.2	25	17	14	5	17	.321
TOTAL	4.68	4-5	24/14	90.1	83	61	47	27	87	--

**SEASON HIGHS**

IP: 4.0, vs. USC (2/25)  
 H: 6, two times  
 R: 4, vs. Lipscomb (3/4)  
 ER: 4, vs. Lipscomb (3/4)  
 K: 4, vs. USC (2/25)  
 BB: 1, five times  
 PC: 68, vs. USC (2/25)

**CAREER HIGHS**

7.2, at Bevill State (4/15/22)  
 7, vs. Shelton State (3/31/22)  
 7, at Wallace State (3/24/22)  
 6, at N.C. State (2/23/20)  
 13, vs. Marion Military (3/17/22)  
 4, vs. Bradley (2/29/20)  
 78, vs. Evansville (2/16/20)

**17 • TREVOR HORNE RHP**

6-3 • 203 • R-FR • Phenix City, AL • Glenwood

- Matched a season high with 1.2 IP vs. GT (3/14)
- Made a pair of scoreless appearances vs. SLU (3/10-11)
- Retired all four batters he faced with a K in the finale

**CAREER STATISTICS**

YEAR	ERA	W-L	G/S	IP	H	R	ER	BB	K	BAA
2023	6.75	0-0	6/0	6.2	6	5	5	3	7	.231

**SEASON HIGHS**

IP: 1.2, two times  
 H: 3, vs. GT (3/14)  
 R: 3, vs. Georgia (3/25)  
 ER: 3, vs. Georgia (3/25)  
 K: 3, vs. FAMU (3/1)  
 BB: 2, vs. Georgia (3/25)  
 PC: 27, vs. GT (3/14)

**CAREER HIGHS**

1.2, two times  
 3, vs. GT (3/14/23)  
 3, vs. Georgia (3/25/23)  
 3, vs. Georgia (3/25/23)  
 3, vs. FAMU (3/1/23)  
 2, vs. Georgia (3/25/23)  
 27, vs. GT (3/14/23)

**43 • CHASE ISBELL RHP**

6-2 • 210 • SR • Springville, AL • Samford

- Earned a save in back-to-back appearances vs. USA (3/21) and UGA (3/24)
- Earned the win in 2.0 scoreless IP vs. GT (3/14)
- Pitched an immaculate inning vs. UNA (2/21)
- Named to the NCBWA Stopper of the Year Watch List

**CAREER STATISTICS**

YEAR	ERA	W-L	G/S	IP	H	R	ER	BB	K	BAA
2020*	3.38	1-0	5/0	5.1	3	4	2	7	6	.167
2021*	2.32	4-2	26/0	31.0	19	9	8	13	44	.173
2022	4.82	1-1	14/0	18.2	17	10	10	14	23	.243
2023	7.80	2-1	12/1	15.0	16	13	13	7	23	.262
AU	6.15	3-2	26/1	33.2	33	23	23	21	46	.252
TOTAL	4.24	8-4	56/1	70.0	55	36	33	41	96	--

**SEASON HIGHS**

IP: 3.1 vs. Lipscomb (3/4)  
 H: 4, vs. Lipscomb (3/4)  
 R: 4, vs. USC (2/26)  
 ER: 4, vs. USC (2/26)  
 K: 7, vs. Lipscomb (3/4)  
 BB: 2, at JSU (3/8)  
 PC: 56, vs. Lipscomb (3/4)

**CAREER HIGHS**

3.1, vs. Lipscomb (3/4/23)  
 5, vs. Vandy (4/9/22)  
 5, at LSU (4/1/22)  
 5, at LSU (4/1/22)  
 7, vs. Lipscomb (3/4/23)  
 3, at Samford (5/17/22)  
 57, at ETSU (5/21/21)

**22 • HAYDEN MURPHY RHP**

6-3 • 185 • FR • Chula, GA • Tiftarea Academy

- Pitched a season-high 2.0 innings vs. USA (3/21)
- Held the Jaguars scoreless in his first two frames before allowing the first four batters of the 7th inning to reach

**CAREER STATISTICS**

YEAR	ERA	W-L	G/S	IP	H	R	ER	BB	K	BAA
2023	4.26	0-0	5/0	6.1	9	3	3	2	0	.310

**SEASON HIGHS**

IP: 2.0, vs. South Alabama (3/21)  
 H: 3, two times  
 R: 2, vs. South Alabama (3/21)  
 ER: 2, vs. South Alabama (3/21)  
 K: --  
 BB: 1, two times  
 PC: 32, vs. South Alabama (3/21)

**CAREER HIGHS**

2.0, vs. South Alabama (3/21/23)  
 3, two times  
 2, vs. South Alabama (3/21/23)  
 2, vs. South Alabama (3/21/23)  
 1, two times  
 32, vs. South Alabama (3/21/23)

**12 • DREW NELSON LHP**

5-11 • 198 • FR • Troy, AL • Pike Liberal Arts

- Pitched a 7.0 inning complete game vs. UNA (3/28)
- Is 2-0 with a 1.17 ERA with 17 strikeouts and 4 BB in his last 15.1 IP and four appearances
- Has earned a win in back-to-back midweek starts - 11.0 IP, 4 H, 1R/ER, 2 BB, 9 K
- Pitched 1.2 innings with 5 Ks at Arkansas (3/17)

**CAREER STATISTICS**

YEAR	ERA	W-L	G/S	IP	H	R	ER	BB	K	BAA
2023	5.09	2-1	6/3	17.2	12	11	10	7	18	.185

**SEASON HIGHS**

IP: 7.0, vs. North Alabama (3/28)  
 H: 4, vs. USC (2/26)  
 R: 4, two times  
 ER: 4, two times  
 K: 7, vs. North Alabama (3/28)  
 BB: 3, vs. Indiana (2/19)  
 PC: 93, vs. North Alabama (3/28)

**CAREER HIGHS**

7.0, vs. North Alabama (3/28/23)  
 4, vs. USC (2/26/23)  
 4, two times  
 4, two times  
 7, vs. North Alabama (3/28/23)  
 3, vs. Indiana (2/19/23)  
 93, vs. North Alabama (3/28/23)

**44 • RYAN OLSON RHP**

6-1 • 206 • FR • Auburn, AL • Auburn

**CAREER STATISTICS**

YEAR	ERA	W-L	G/S	IP	H	R	ER	BB	K	BAA
2023	21.60	0-0	3/0	1.2	6	4	4	2	3	.600

**SEASON HIGHS**

IP: 1.0, vs. FAMU (3/1)  
 H: 3, vs. Southeastern (3/11)  
 R: 3, vs. Southeastern (3/11)  
 ER: 3, vs. Southeastern (3/11)  
 K: 2, vs. FAMU (3/1)  
 BB: 2, vs. Indiana (2/19)  
 PC: 26, vs. FAMU (3/1)

**CAREER HIGHS**

1.0, vs. FAMU (3/1/23)  
 3, vs. Southeastern (3/11/23)  
 3, vs. Southeastern (3/11/23)  
 3, vs. Southeastern (3/11/23)  
 2, vs. FAMU (3/1/23)  
 2, vs. Indiana (2/19/23)  
 26, vs. FAMU (3/1/23)

**20 • TOMMY SHEEHAN LHP**

6-0 • 210 • Gr. • Brielle, NJ • Notre Dame

- Hasn't made an appearance since Feb. 18
- Allowed just one earned run in his final seven appearances and 15.0 innings in 2022

**CAREER STATISTICS**

YEAR	ERA	W-L	G/S	IP	H	R	ER	BB	K	BAA
2018*	5.74	2-4	14/14	62.2	62	43	40	41	27	.264
2019*	4.58	5-6	15/15	92.1	100	62	47	23	62	.268
2020*	2.70	3-0	4/4	23.1	18	7	7	5	22	.202
2021*	6.75	0-1	2/2	8.0	10	6	6	5	10	.303
2022	4.28	2-0	16/3	33.2	25	18	16	22	29	.207
2023	0.00	0-0	1/0	0.1	0	0	0	2	1	.000
AU	4.24	2-0	17/3	34.0	25	18	16	24	30	.205
TOTAL	4.74	12-11	52/37	220.1	215	136	116	98	151	--

**SEASON HIGHS**

IP: 0.1, vs. Indiana (2/18)  
 H: --  
 R: --  
 ER: --  
 K: 1, vs. Indiana (2/18)  
 BB: 2, vs. Indiana (2/18)  
 PC: 20, vs. Indiana (2/18)

**CAREER HIGHS**

9.0, two times  
 13, vs. North Carolina (4/13/19)  
 11, vs. North Carolina (4/13/19)  
 8, vs. North Carolina (4/13/19)  
 9, at UAB (2/14/20)  
 6, vs. Purdue (2/24/18)  
 112, vs. North Carolina (4/13/19)

**21 • TOMMY VAIL LHP**

5-11 • 190 • Gr. • Seattle, WA • TCU/Notre Dame

- Is 2nd among active NCAA players in H/9.0 IP (5.30)
- Has held the opponent scoreless in the first 3.0 innings in each of his last two SEC starts before allowing a combined seven runs in the fourth innings
- Pitched a career high 5.2 innings with 8 Ks vs. UAB (3/7)
- Was teammates with Tommy Sheehan at ND from 2018-21 before spending last season at TCU

**CAREER STATISTICS**

YEAR	ERA	W-L	G/S	IP	H	R	ER	BB	K	BAA
2018*	3.90	3-2	27/1	27.2	24	16	12	24	30	.231
2019*	3.27	3-2	25/2	44.0	24	19	16	26	61	.157
2020*	2.08	3-0	7/0	17.1	5	6	4	3	24	.086
2021*	DNP-INJURED									
2022*	3.65	1-0	13/0	12.1	9	5	5	6	15	.205
2023	3.57	2-1	7/5	22.2	11	9	9	12	29	.141
TOTAL	3.34	11-5	79/8	124.0	73	55	46	71	159	--

**SEASON HIGHS**

IP: 5.2, vs. UAB (3/7)  
 H: 7, vs. Georgia (3/23)  
 R: 4, at Arkansas (3/17)  
 ER: 4, two times  
 K: 8, vs. UAB (3/7)  
 BB: 4, at Arkansas (3/17)  
 PC: 87, vs. UAB (3/7)

**CAREER HIGHS**

5.2, vs. UAB (3/7/23)  
 7, vs. Georgia (3/23/23)  
 4, four times  
 4, two times  
 9, vs. Toledo (2/22/20)  
 5, vs. Duke (5/21/19)  
 92, vs. Boston College (4/29/18)

**AUBURN IN THE NATIONAL AND SEC RANKINGS**

(as of Mar. 29)

TEAM	TOTAL	NCAA	SEC
Doubles	59	11	1
<b>41 JOHN ARMSTRONG</b> Wins	<b>5</b>	<b>6</b>	<b>1</b>
<b>5 KASON HOWELL</b> Doubles	<b>12</b>	<b>8</b>	<b>2</b>
<b>18 IKE IRISH</b> Doubles Hits	<b>14</b> <b>42</b>	<b>2</b> <b>14</b>	<b>1</b> <b>3</b>
<b>12 DREW NELSON</b> Complete games	<b>1</b>	<b>7</b>	<b>1</b>
<b>8 BRYSON WARE</b> Total bases Slugging percentage Home runs	<b>84</b> <b>.894</b> <b>12</b>	<b>5</b> <b>7</b> <b>8</b>	<b>2</b> <b>4</b> <b>3</b>

# PITCHING CAREERS

## CHASE ALLSUP'S AUBURN APPEARANCES

2022 - FRESHMAN YEAR												
Date	Opp (Res.)	DEC	QS	IP	H	R	ER	BB	SO	HR	ERA	NP
2/20	vs. Kansas State (W, 12-1)	-	-	1.0	0	0	0	0	3	0	0.00	14
2/25	YALE (W, 9-0)	-	-	1.0	0	0	0	2	2	0	0.00	25
3/2	UAB (W, 16-1)	-	-	1.0	0	0	0	1	2	0	0.00	20
3/9	vs. Tennessee Tech (W, 4-3)	-	-	2.0	2	0	0	1	3	0	0.00	39
3/13	MIDDLE TENNESSEE-G1 (W, 10-7)	-	-	1.1	3	1	0	1	3	0	0.00	35
3/18	#1 OLE MISS (W, 19-5)	-	-	1.1	2	4	2	2	2	1	2.35	49
3/26	at Texas A&M (L, 4-5 [11])	-	-	0.1	0	0	0	0	0	0	2.25	1
3/27	at Texas A&M (W, 13-9)	W	-	1.0	0	1	0	1	0	0	2.00	19
4/5	at UAB (W, 6-4)	S	-	2.1	2	1	1	0	2	1	2.38	34
4/12	SAMFORD (W, 4-1)	-	-	2.0	1	0	0	0	5	0	2.03	33
4/19	ALABAMA STATE (W, 6-5 [10])	-	-	0.2	0	0	0	2	0	0	1.93	15
4/22	SOUTH CAROLINA (W, 6-3)	-	-	0.2	0	0	0	0	0	0	1.84	5
4/26	at Jax State (W, 8-4)	-	-	2.2	2	1	1	0	3	1	2.08	31
4/30	at #1 Tennessee (W, 8-6)	-	-	1.1	2	1	1	1	1	0	2.41	41
5/6	#3 ARKANSAS (L, 8-11)	-	-	1.2	1	0	0	1	0	0	2.21	21
5/8	#3 ARKANSAS (L, 4-7)	-	-	0.2	1	1	1	2	0	0	2.57	22
5/14	ALABAMA (W, 6-4)	S	-	2.0	1	0	0	0	2	0	2.35	21
5/17	at Samford (W, 8-4)	-	-	1.0	1	0	0	1	2	0	2.25	21
5/20	at Kentucky (W, 6-3)	-	-	1.0	1	1	1	0	1	1	2.52	14
5/21	at Kentucky (L, 3-6)	-	-	2.0	2	1	1	0	2	0	2.67	28
5/25	vs. Kentucky (L, 1-3)	-	-	1.0	0	0	0	0	3	0	2.57	20
6/12	at #3 Oregon State (L, 3-4)	-	-	0.2	1	1	1	1	0	0	2.83	11
6/21	vs. Arkansas (L, 1-11)	-	-	0.2	2	2	2	1	1	0	3.38	21

## 2023 - SOPHOMORE YEAR

Date	Opp (Res.)	DEC	QS	IP	H	R	ER	BB	SO	HR	ERA	NP
2/17	*INDIANA (W, 8-4)	-	-	2.0	3	2	2	2	4	1	9.00	48
2/24	*USC (W, 5-3)	-	-	3.2	5	1	1	2	2	0	4.76	72
3/3	LIPSCOMB (W, 7-3)	S	-	3.0	1	1	1	2	5	1	4.15	55
3/7	UAB (W, 4-1)	S	-	3.1	3	1	1	1	3	0	3.75	46
3/11	SOUTHEASTERN (L, 3-8)	-	-	1.0	4	2	2	0	2	0	4.85	23
3/14	GEORGIA TECH (W, 12-11 [12])	-	-	0.2	4	3	3	0	0	0	6.59	20
3/19	at #3 Arkansas (L, 0-5)	-	-	0.1	4	2	2	0	1	0	7.71	19
3/24	GEORGIA (W, 6-3)	-	-	2.2	1	1	0	1	3	0	6.48	50

## JOHN ARMSTRONG'S AUBURN APPEARANCES

2022 - FRESHMAN YEAR												
Date	Opp (Res.)	DEC	QS	IP	H	R	ER	BB	SO	HR	ERA	NP
2/18	vs. Oklahoma (L, 0-3)	-	-	1.0	0	0	0	0	1	0	0.00	8
2/19	vs. #12 Texas Tech (W, 2-1)	-	-	0.2	0	0	0	1	0	0	0.00	13
2/25	YALE (W, 9-0)	-	-	0.2	0	0	0	0	2	0	0.00	9
2/26	YALE-G2 (L, 4-5 [10])	-	-	0.2	1	0	0	0	1	0	0.00	12
3/1	ALABAMA STATE (W, 13-7)	-	-	0.2	1	0	0	0	2	0	0.00	16
3/9	vs. Tennessee Tech (W, 4-3)	-	-	0.1	1	0	0	0	1	0	0.00	5
3/11	MIDDLE TENNESSEE (L, 8-10)	-	-	0.1	0	3	0	2	1	0	0.00	18
3/17	#1 OLE MISS (L, 6-13)	-	-	0.0	2	3	2	2	0	0	4.15	19
3/22	vs. South Alabama (W, 13-12)	-	-	0.1	0	0	0	0	0	0	3.86	4
3/29	JAX STATE (L, 2-5)	-	-	1.1	1	0	0	1	0	0	3.00	26
5/8	#3 ARKANSAS (L, 4-7)	-	-	2.2	0	0	0	1	4	0	2.08	40
5/13	ALABAMA (W, 3-2)	W	-	2.2	1	0	0	0	3	0	1.59	29
5/17	at Samford (W, 8-4)	-	-	2.1	1	0	0	0	3	0	1.32	29
5/20	at Kentucky (L, 1-5)	-	-	0.2	1	0	0	0	2	0	1.26	10
5/21	at Kentucky (L, 3-6)	-	-	0.0	3	2	2	1	0	0	2.51	11
6/4	FLORIDA STATE (W, 21-7)	-	-	2.0	3	1	1	1	0	0	2.76	24
6/11	at #3 Oregon State (W, 7-5)	-	-	1.0	0	0	0	1	0	0	2.60	15
6/12	at #3 Oregon State (L, 3-4)	-	-	0.2	2	0	0	0	0	0	2.50	9
6/21	vs. Arkansas (L, 1-11)	-	-	1.0	4	4	4	1	1	1	4.26	24

## 2023 - SOPHOMORE YEAR

Date	Opp (Res.)	DEC	QS	IP	H	R	ER	BB	SO	HR	ERA	NP
2/17	INDIANA (W, 8-4)	-	-	3.1	0	0	0	1	3	0	0.00	48
2/21	vs. North Alabama (W, 13-1)	-	-	1.1	1	0	0	0	2	0	0.00	18
2/24	USC (W, 5-3)	W	-	0.1	0	0	0	0	0	0	0.00	2
2/25	USC (W, 12-6)	W	-	1.2	1	3	3	3	1	0	4.05	34
3/3	LIPSCOMB (W, 7-3)	W	-	2.1	2	1	1	0	4	1	4.00	44
3/5	LIPSCOMB (W, 4-3)	W	-	3.0	0	0	0	0	2	0	3.00	43
3/10	SOUTHEASTERN (W, 7-1)	S	-	3.1	0	0	0	1	1	0	2.35	46
3/14	GEORGIA TECH (W, 12-11 [12])	-	-	1.0	3	1	1	0	2	0	2.76	18
3/17	at #3 Arkansas (L, 2-7)	-	-	2.0	5	3	2	1	2	0	3.44	51
3/21	vs. South Alabama (W, 6-5)	-	-	2.0	2	3	3	1	1	2	4.43	33
3/24	GEORGIA (W, 6-3)	W	-	2.2	5	0	0	1	0	0	3.91	39

## TANNER BAUMAN'S AUBURN APPEARANCES

2023 - JUNIOR YEAR												
Date	Opp (Res.)	DEC	QS	IP	H	R	ER	BB	SO	HR	ERA	NP
2/17	INDIANA (W, 8-4)	W	-	2.2	1	2	1	1	3	0	3.38	52
2/24	USC (W, 5-3)	-	-	3.2	1	2	2	3	3	0	4.26	52
3/3	*LIPSCOMB (W, 7-3)	-	-	3.2	4	1	1	1	5	1	3.60	73
3/10	*SOUTHEASTERN (W, 7-1)	-	-	4.0	7	1	1	1	3	0	3.21	75
3/14	GEORGIA TECH (W, 12-11 [12])	-	-	2.0	3	0	0	0	2	0	2.81	33
3/18	at #3 Arkansas (L, 3-9)	-	-	2.0	4	3	3	2	1	0	4.00	47
3/24	*GEORGIA (W, 6-3)	-	-	2.2	4	2	2	2	2	1	4.35	56

## WILL CANNON'S AUBURN APPEARANCES

2023 - SOPHOMORE YEAR												
Date	Opp (Res.)	DEC	QS	IP	H	R	ER	BB	SO	HR	ERA	NP
2/17	INDIANA (W, 8-4)	-	-	1.0	1	0	0	0	2	0	0.00	23
2/24	USC (W, 5-3)	S	-	1.1	2	0	0	1	1	0	0.00	26
2/25	USC (W, 12-6)	S	-	1.2	2	0	0	1	1	0	0.00	24
3/4	LIPSCOMB (W, 12-11)	W	-	2.0	2	1	1	2	2	0	1.50	36
3/8	at Jacksonville State (W, 6-3)	S	-	2.2	3	2	2	1	4	0	3.12	45
3/11	SOUTHEASTERN (L, 3-8)	-	-	1.0	4	3	1	1	1	1	3.72	30

## PARKER CARLSON'S AUBURN APPEARANCES

2022 - FRESHMAN YEAR												
Date	Opp (Res.)	DEC	QS	IP	H	R	ER	BB	SO	HR	ERA	NP
2/23	TROY (W, 13-1)	-	-	1.0	0	0	0	0	1	0	0.00	8
2/26	YALE-G2 (L, 4-5 [10])	-	-	1.0	2	1	1	0	1	1	4.50	17
3/6	RHODE ISLAND (W, 14-1)	W	-	3.0	2	1	1	1	4	1	3.60	40
3/13	MIDDLE TENNESSEE-G1 (W, 10-7)	-	-	0.2	3	3	3	0	2	1	7.94	24
3/29	JAX STATE (L, 2-5)	L	-	1.2	1	2	2	2	2	0	8.59	34

## 2023 - SOPHOMORE YEAR

Date	Opp (Res.)	DEC	QS	IP	H	R	ER	BB	SO	HR	ERA	NP
2/19	INDIANA (L, 2-11)	-	-	0.2	3	1	1	0	1	0	13.50	18
2/26	USC (T, 12-12)	-	-	0.1	0	0	0	0	1	0	9.00	6
3/1	FLORIDA A&M (W, 18-8)	-	-	1.0	2	3	1	2	3	0	9.00	27
3/5	LIPSCOMB (W, 4-3)	-	-	0.1	0	0	0	1	1	0	7.71	10
3/10	SOUTHEASTERN (W, 7-1)	W	-	1.0	0	0	0	0	2	0	5.40	15
3/11	SOUTHEASTERN (L, 7-8)	-	-	0.2	1	0	0	1	0	0	4.50	18
3/17	at #3 Arkansas (L, 2-7)	-	-	0.1	0	0	0	1	0	0	4.15	7
3/25	GEORGIA (L, 7-24 [8])	-	-	1.2	3	1	1	1	3	0	4.50	40

## KONNER COPELAND'S AUBURN APPEARANCES

2022 - JUNIOR YEAR												
Date	Opp (Res.)	DEC	QS	IP	H	R	ER	BB	SO	HR	ERA	NP
3/1	*ALABAMA STATE (W, 13-7)	-	-	2.1	5	1	0	2	1	0	0.00	52
4/1	at #12 LSU (L, 2-9)	-	-	0.1	0	0	0	0	0	0	0.00	1
4/15	at Mississippi State (L, 5-9)	-	-	0.1	0	0	0	0	1	0	0.00	3
4/20	*KENNESAW STATE (W, 14-1)	W	-	4.0	2	0	0	1	8	0	0.00	68
4/26	at Jax State (W, 8-4)	W	-	1.1	3	2	2	1	1	0	2.16	25
4/30	at #1 Tennessee (W, 8-6)	W	-	2.0	3	1	1	0	2	1	2.61	41
5/6	#3 ARKANSAS (L, 8-11)	-	-	1.1	2	4	4	2	1	2	5.40	32
5/10	at Troy (W, 11-4)	-	-	0.2	1	0	0	0	1	0	5.11	12
6/3	SOUTHEASTERN (W, 19-7)	-	-	2.2	4	3	0	2	4	0	4.20	56

## 2023 - SENIOR YEAR

Date	Opp (Res.)	DEC	QS	IP	H	R	ER	BB	SO	HR	ERA	NP
2/21	*vs. North Alabama (W, 13-1)	W	-	3.2	3	1	1	0	6	0	2.45	66
2/26	USC (T, 12-12)	-	-	2.0	3	0	0	0	1	0	1.59	39
3/4	LIPSCOMB (W, 12-11)	-	-	0.2	4	4	4	0	0	1	7.11	20
3/8	*at Jacksonville State (W, 6-3)	-	-	5.0	2	0	0	1	6	0	3.97	65
3/14	GEORGIA TECH (W, 12-11 [12])	-	-	1.1	6	5	5	1	1	0	7.11	

**AUBURN** 2023 AUBURN BASEBALL GAME NOTES

2023 - JUNIOR YEAR

Date	Opp (Res.)	DEC	QS	IP	H	R	ER	BB	SO	HR	ERA	NP
2/18	*INDIANA (W, 6-1)	W	-	5.0	2	0	0	0	1	0	0.00	41

**CHRISTIAN HERBERHOLZ'S AUBURN APPEARANCES**

2023 - REDSHIRT JUNIOR YEAR

Date	Opp (Res.)	DEC	QS	IP	H	R	ER	BB	SO	HR	ERA	NP
2/19	INDIANA (L, 2-11)	-	-	1.1	3	3	3	1	2	0	20.25	39
2/25	*USC (W, 12-6)	-	-	4.0	5	3	2	1	4	1	8.44	68
3/4	*LIPSCOMB (W, 12-11)	-	-	3.0	6	4	4	1	2	2	9.72	60
3/8	at Jacksonville State (W, 6-3)	-	-	0.1	1	1	0	0	1	0	9.35	13
3/11	*SOUTHEASTERN (L, 7-8)	L	-	3.0	6	3	3	1	3	0	9.26	65
3/18	at #3 Arkansas (L, 3-9)	-	-	2.0	0	0	0	0	3	0	7.90	25
3/23	GEORGIA (W, 7-6 [11])	-	-	3.0	2	1	1	0	0	0	7.02	25
3/25	GEORGIA (L, 7-24 [8])	-	-	2.0	2	2	1	1	2	0	6.75	25

**TREVOR HORNE'S AUBURN APPEARANCES**

2023 - REDSHIRT FRESHMAN YEAR

Date	Opp (Res.)	DEC	QS	IP	H	R	ER	BB	SO	HR	ERA	NP
2/19	INDIANA (L, 2-11)	-	-	1.2	1	0	0	0	0	0	0.00	23
3/1	FLORIDA A&M (W, 18-8)	-	-	1.0	1	1	1	0	3	1	3.38	14
3/10	SOUTHEASTERN (W, 7-1)	-	-	0.2	0	0	0	1	1	0	2.70	18
3/11	SOUTHEASTERN (L, 7-8)	-	-	1.1	0	0	0	1	0	0	1.93	19
3/14	GEORGIA TECH (W, 12-11 [12])	-	-	1.2	3	1	1	0	1	0	2.84	27
3/25	GEORGIA (L, 7-24 [8])	-	-	0.1	1	3	3	2	1	0	6.75	18

**CHASE ISBELLS' AUBURN APPEARANCES**

2022 - JUNIOR YEAR

Date	Opp (Res.)	DEC	QS	IP	H	R	ER	BB	SO	HR	ERA	NP
3/22	vs. South Alabama (W, 13-12)	-	-	1.0	1	0	0	0	1	0	0.00	18
3/26	at Texas A&M (L, 4-5 [11])	L	-	2.1	2	1	1	0	3	0	2.70	45
4/1	at LSU (L, 2-9)	-	-	0.2	3	5	5	2	0	0	13.50	27
4/5	at UAB (W, 6-4)	-	-	0.1	0	0	0	1	0	0	12.46	11
4/9	#12 VANDERBILT (L, 4-19)	-	-	1.0	5	3	3	0	1	0	15.19	31
4/15	at Mississippi State (L, 5-9)	-	-	1.0	1	0	0	1	2	0	12.79	21
4/22	KENNESAW STATE (W, 14-1)	-	-	1.0	0	0	0	1	1	0	11.05	15
4/29	at #1 Tennessee (L, 4-17)	-	-	1.0	1	0	0	1	0	0	9.72	12
5/7	#3 ARKANSAS (W, 5-3)	-	-	2.1	1	1	1	1	3	0	8.44	37
5/10	at Troy (W, 11-4)	W	-	1.0	0	0	0	1	1	0	7.71	17
5/17	at Samford (W, 8-4)	-	-	0.2	0	0	0	3	0	0	7.30	28
5/20	at Kentucky (L, 1-5)	-	-	2.0	2	0	0	1	3	0	6.28	32
6/12	at #3 Oregon State (L, 3-4)	-	-	2.2	0	0	0	2	4	0	5.29	41
6/21	vs. Arkansas (L, 1-11)	-	-	1.2	1	0	0	1	3	0	4.82	33

2023 - SENIOR YEAR

Date	Opp (Res.)	DEC	QS	IP	H	R	ER	BB	SO	HR	ERA	NP
2/18	INDIANA (W, 6-1)	-	-	1.2	2	1	1	1	2	0	5.40	36
2/21	vs. North Alabama (W, 13-1)	-	-	2.0	1	0	0	0	4	0	2.45	21
2/26	*USC (T, 12-12)	-	-	0.0	3	4	4	1	0	2	12.27	13
3/4	LIPSCOMB (W, 12-11)	-	-	3.1	4	2	2	0	7	1	9.00	56
3/8	at Jacksonville State (W, 6-3)	W	-	1.0	1	0	0	2	2	0	7.88	27
3/11	SOUTHEASTERN (L, 3-8)	L	-	1.1	2	3	3	0	1	0	9.64	25
3/14	GEORGIA TECH (W, 12-11 [12])	W	-	2.0	1	0	0	0	2	0	7.94	21
3/17	at #3 Arkansas (L, 2-7)	-	-	0.2	1	0	0	0	0	0	7.50	8
3/19	at #3 Arkansas (L, 0-5)	-	-	0.1	0	0	0	0	1	0	7.30	7
3/21	vs. South Alabama (W, 6-5)	S	-	1.0	0	0	0	0	1	0	6.75	11
3/24	GEORGIA (W, 6-3)	S	-	1.0	0	0	0	1	2	0	6.28	18
3/25	GEORGIA (L, 7-24 [8])	-	-	0.2	1	3	3	2	1	1	7.80	22

**CAMERON KESHOCK'S AUBURN APPEARANCES**

2023 - FRESHMAN YEAR

Date	Opp (Res.)	DEC	QS	IP	H	R	ER	BB	SO	HR	ERA	NP
3/1	FLORIDA A&M (W, 18-8)	-	-	0.0	2	4	4	1	0	0	99.00	10
3/11	SOUTHEASTERN (L, 7-8)	-	-	1.0	1	0	0	0	1	0	36.00	8
3/25	GEORGIA (L, 7-24 [8])	-	-	0.0	4	7	7	1	0	0	99.00	18

**HAYDEN MURPHY'S AUBURN APPEARANCES**

2023 - FRESHMAN YEAR

Date	Opp (Res.)	DEC	QS	IP	H	R	ER	BB	SO	HR	ERA	NP
2/19	INDIANA (L, 2-11)	-	-	0.2	1	0	0	0	0	0	0.00	9
2/26	USC (T, 12-12)	-	-	1.1	1	0	0	1	0	0	0.00	21
3/5	LIPSCOMB (W, 4-3)	-	-	1.2	3	1	1	0	0	0	2.45	28
3/11	SOUTHEASTERN (L, 3-8)	-	-	0.2	1	0	0	0	0	0	2.08	12
3/21	vs. South Alabama (W, 6-5)	-	-	2.0	3	2	2	1	0	1	4.26	32

**DREW NELSON'S AUBURN APPEARANCES**

2023 - FRESHMAN YEAR

Date	Opp (Res.)	DEC	QS	IP	H	R	ER	BB	SO	HR	ERA	NP
2/19	*INDIANA (L, 2-11)	L	-	0.2	2	4	4	3	0	1	54.00	32
2/26	USC (T, 12-12)	-	-	1.2	4	4	4	0	1	0	30.86	26
3/11	SOUTHEASTERN (L, 7-8)	-	-	2.2	2	2	1	1	3	0	16.20	43
3/17	at #3 Arkansas (L, 2-7)	-	-	1.2	0	0	0	1	5	0	12.15	30
3/21	*vs. South Alabama (W, 6-5)	W	-	4.0	1	0	0	1	2	0	7.59	65
3/28	*NORTH ALABAMA (W, 14-1 [7])	W	X	7.0	3	1	1	1	7	0	5.09	93

**RYAN OLSON'S AUBURN APPEARANCES**

2023 - FRESHMAN YEAR

Date	Opp (Res.)	DEC	QS	IP	H	R	ER	BB	SO	HR	ERA	NP
2/19	INDIANA (L, 2-11)	-	-	0.1	1	1	1	2	0	0	27.00	16
3/1	FLORIDA A&M (W, 18-8)	-	-	1.0	2	0	0	0	2	0	6.75	26
3/11	SOUTHEASTERN (L, 7-8)	-	-	0.1	3	3	3	0	1	0	21.60	10

**TOMMY SHEEHAN'S AUBURN APPEARANCES**

2022 - FIFTH YEAR

Date	Opp (Res.)	DEC	QS	IP	H	R	ER	BB	SO	HR	ERA	NP
2/18	*vs. Oklahoma (L, 0-3)	-	-	1.0	1	0	0	1	1	0	0.00	33
2/23	*TROY (W, 13-1)	-	-	3.0	1	1	1	3	1	0	2.25	43
3/6	RHODE ISLAND (W, 14-1)	S	-	3.0	0	0	0	1	5	0	1.29	47

3/13	MIDDLE TENNESSEE-G1 (W, 10-7) W	-	-	3.2	4	2	2	2	1	1	2.53	52
3/19	#1 OLE MISS (L, 2-15)	-	-	2.2	5	3	3	0	3	0	4.05	40
3/27	*at Texas A&M (W, 13-9)	-	-	1.0	3	5	5	4	0	0	6.91	38
4/9	#12 VANDERBILT (L, 4-19)	-	-	1.1	2	2	2	2	1	0	7.47	28
4/20	KENNESAW STATE (W, 14-1)	-	-	2.0	0	0	0	0	3	0	6.62	22
4/23	SOUTH CAROLINA (W, 8-6)	-	-	1.0	2	3	2	1	2	0	7.23	24
4/29	at #1 Tennessee (L, 4-17)	-	-	2.1	0	0	0	2	0	0	6.43	35
5/6	#3 ARKANSAS (L, 8-11)	-	-	1.0	1	0	0	0	0	0	6.14	19
5/8	#3 ARKANSAS (L, 4-7)	-	-	0.2	0	1	0	2	1	0	5.96	21
5/14	ALABAMA (W, 6-4)	-	-	4.0	1	0	0	1	4	0	5.06	65
5/20	at Kentucky (L, 1-5)	-	-	2.0	1	1	1	1	1	0	5.02	38
6/11	at #3 Oregon State (W, 7-5)	W	-	3.1	2	0	0	1	3	0	4.50	54
6/20	vs. #2 Stanford (W, 6-2)	-	-	1.2	2	0	0	1	3	0	4.28	33

2023 - SIXTH YEAR

Date	Opp (Res.)	DEC	QS	IP	H	R	ER	BB	SO	HR	ERA	NP
2/18	INDIANA (W, 6-1)	-	-	0.1	0	0	0	2	1	0	0.00	20

**TOMMY VAIL'S AUBURN APPEARANCES**

2022 - SIXTH YEAR

Date	Opp (Res.)	DEC	QS	IP	H	R	ER	BB	SO	HR	ERA	NP
2/18	INDIANA (W, 6-1)	-	-	2.0	0	0	0	0	1	0	0.00	27
2/25	USC (W, 12-6)	-	-	1.2	1	0	0	2	2	0	0.00	32
3/1	*FLORIDA A&M (W, 18-8)	W	-	4.0	0	0	0	2	6	0	0.00	58
3/7	*UAB (W, 4-1)	W	-	5.2	0	0	0	2	8	0	0.00	87
3/14	*GEORGIA TECH (W, 12-11 [12])	-	-	1.0	1	1	1	0	1	0	0.63	10
3/17	*at #3 Arkansas (L, 2-7)	L	-	3.1	2	4	4	4	4	1	2.55	63
3/23	*GEORGIA (W, 7-6 [11])											

**SUPERLATIVES AND MISCELLANEOUS NOTES**

**STARTS BY POSITION**

**STARTING PITCHER**

Tommy Vail	5	4-1
Zach Crotchfelt	4	1-3
Tanner Bauman	3	3-0
Konner Copeland	3	2-1
Christian Herberholz	3	2-1
Drew Nelson	3	2-1
Chase Allsup	2	2-0
Jospeh Gonzalez	1	1-0
Chase Isbell	1	0-0-1

**CATCHER**

Nate LaRue	16	10-5-1
Ryan Dyal	5	3-2
Carter Wright	4	4-0

**FIRST BASE**

Ike Irish	12	6-6
Cooper McMurray	8	6-1-1
Cam Hill	3	3-0
Brody Wortham	2	1-1

**SECOND BASE**

Caden Green	14	10-3-1
Brody Moss	7	5-2
Bryson Ware	4	2-2

**THIRD BASE**

Bryson Ware	21	15-5-1
Gavin Miller	4	2-2

**SHORTSTOP**

Cole Foster	22	16-5-1
Caden Green	3	1-2

**LEFT FIELD**

Chris Stanfield	15	9-6
Bobby Peirce	8	6-1-1
Mike Bello	1	1-0
Josh Hall	1	1-0

**CENTER FIELD**

Kason Howell	24	16-7-1
Chris Stanfield	1	1-0

**RIGHT FIELD**

Justin Kirby	23	16-6-1
Josh Hall	2	1-1

**DESIGNATED HITTER**

Ike Irish	13	11-1-1
Bobby Peirce	4	3-1
Mike Bello	3	0-3
Ryan Dyal	2	2-0
Justin Kirby	2	1-1
Cam Hill	1	0-1

**2023 AUBURN & OPPONENT HIGHS**

**TEAM BATTING**

	AUBURN	OPPONENT
Runs in a game	18, vs. FAMU [7] (3/1)	24, Georgia (3/25)
Runs in an inning	11 [1st], vs. FAMU [7] (3/1)	16 [8th], Georgia (3/25)
Most Hits in a game	20, vs. Georgia Tech (3/14)	22, Georgia Tech (3/14)
Fewest Hits in a game	3, at Arkansas (3/19)	3, two times
Hits in an inning	7 [1st], vs. FAMU [7] (3/1)	8 [8th], Georgia (3/25)
2B in a game	8, vs. Lipscomb (3/4)	8, Georgia Tech (3/14)
3B in a game	1, five times	1, USC (2/24)
HR in a game	3, three times	4, Lipscomb (3/4)
SB in a game	2, three times	3, Southeastern (3/11)
LOB in a game	15, vs. Georgia Tech (3/14)	14, Georgia (3/24)
K in a game	14, two times	14, two times
BB in a game	14, vs. FAMU [7] (3/1)	9, Georgia (3/25)

**TEAM PITCHING**

	AUBURN	OPPONENT
K in a game	14, two times	14, two times
BB in a game	9, vs. Georgia (3/25)	14, FAMU (3/1)
Pitchers used	8, vs. Georgia Tech (3/14)	8, UAB (3/7)
Total Quality Starts	1	5

**TEAM FIELDING**

	AUBURN	OPPONENT
Errors in a game	4, vs. USA (3/21)	3, USC (2/26)
DP turned in a game	2, three times	3, Southeastern (3/11)

**IND. BATTING**

	AUBURN	OPPONENT
Hits in a game	4, five times	5, two times
Runs in a game	3, 13 times	4, two times
2B in a game	3, Howell vs. Lipscomb (3/3)	2, eight times
3B in a game	1, five times	1, Overn [USC] (2/24)
HR in a game	2, two times	2, three times
RBI in a game	7, Kirby vs. USC (2/26)	5, two times
XBH in a game	3, two times	3, Harber [UGA] (3/25)
SB in a game	2, Kirby at Arkansas (3/17)	2, Cook [SLU] (3/11)
BB in a game	3, six times	3, two times
HBP in a game	2, Foster vs. Georgia (3/23)	2, two times
K in a game	4, Kirby vs. Lipscomb (3/4)	3, eight times
Hitting Streak	14, Ware (2/17-3/10)	3, 16 times
Consec. G w/HR	4, Ware (3/3-7)	2, three times

**IND. PITCHING**

	AUBURN	OPPONENT
K by a starter	8, Vail vs. UAB (3/7)	6, four times
K by a reliever	7, Isbell vs. Lipscomb (3/4)	7, Van Treek [LIP] (3/4)
BB by a starter	4, Vail at Arkansas (3/17)	5, Landry [SLU] (3/11)
BB by a reliever	3, two times	5, Langley [FAMU] (3/1)
IP by a starter	7.0, Nelson vs. UNA (3/28)	7.0, Tucker [LIP] (3/5)
IP by a reliever	4.2, Cannon at Arkansas (3/19)	4.0, Van Treek [LIP] (3/4)

**MISCELLANEOUS**

	AUBURN
Biggest comeback win	7, vs. Georgia Tech (3/14)
Biggest blown lead loss	3, vs. Southeastern (3/11)
Largest margin of victory	13, vs. UNA [7] (3/28)
Largest margin of defeat	17, vs. Georgia (3/25)
Longest game, Time	4:33, vs. Georgia Tech (3/14)
Longest game, Time (9 inn)	3:48, vs. USC (2/26)
Shortest game, Time (9 inn)	2:13, vs. UAB (3/7)
Longest game, Innings	12, vs. Georgia Tech (3/14)
Largest crowd, Home	4,096, six times
Largest crowd, Road	9,359, at Arkansas (3/18)
Largest crowd, Neutral	5,448, vs. UNA [7] (2/21)

**STARTS BY ORDER**

**LEADOFF**

Kason Howell	15	9-6
Bobby Peirce	7	5-1-1
Mike Bello	1	1-0
Cole Foster	1	1-0
Josh Hall	1	1-0

**2ND SPOT**

Cole Foster	19	13-5-1
Brody Moss	2	2-0
Chris Stanfield	2	1-1
Mike Bello	1	0-1
Bobby Peirce	1	1-0

**3RD SPOT**

Justin Kirby	11	10-0-1
Ike Irish	10	4-6
Bryson Ware	4	3-1

**CLEANUP**

Ike Irish	16	13-1-1
Bryson Ware	7	2-5
Justin Kirby	3	2-1

**5TH SPOT**

Justin Kirby	11	5-6
Bryson Ware	11	10-0-1
Nate LaRue	2	2-0
Cooper McMurray	1	0-1

**6TH SPOT**

Chris Stanfield	7	4-3
Ryan Dyal	6	4-2
Kason Howell	4	2-1-1
Bobby Peirce	4	3-1
Cooper McMurray	2	2-0
Cole Foster	1	1-0
Gavin Miller	1	1-0

**7TH SPOT**

Chris Stanfield	7	5-2
Kason Howell	3	3-0
Cooper McMurray	3	2-0-1
Gavin Miller	3	1-2
Caden Green	2	1-1
Cam Hill	2	2-0
Bryson Ware	2	1-1
Ryan Dyal	1	1-0
Cole Foster	1	1-0
Brody Moss	1	0-1

**8TH SPOT**

Nate LaRue	12	7-4-1
Carter Wright	3	3-0
Josh Hall	2	1-1
Cam Hill	2	1-1
Cooper McMurray	2	2-0
Brody Wortham	2	2-0
Mike Bello	1	0-1
Bryson Ware	1	1-0

**9TH SPOT**

Caden Green	15	10-4-1
Brody Moss	4	3-1
Kason Howell	2	2-0
Nate LaRue	2	1-1
Mike Bello	1	0-1
Carter Wright	1	1-0

**PITCHING NOTES**

**2023 BULLPEN BY NUMBERS**

Total App.....	83
Saves/Opp.....	8/8
IR/IRS.....	86/39
BA Against.....	.284
ERA.....	6.36

**SAVES/OPP**

Will Cannon.....	3/3
Chase Allsup.....	2/2
Chase Isbell.....	2/2
John Armstrong.....	1/1

**INHERITED RUNNERS/SCORED**

Chase Allsup.....	5/1
John Armstrong.....	17/3
Tanner Bauman.....	1/1
Will Cannon.....	13/6
Parker Carlson.....	14/9
Konner Copeland.....	1/1
Zach Crotchfelt.....	2/0
Christian Herberholz.....	7/2
Trevor Horne.....	5/3
Chase Isbell.....	13/5
Keshock.....	2/2
Hayden Murphy.....	6/6

**1ST BATTER FACED/RETIRED**

Chase Allsup.....	6/4
John Armstrong.....	11/8
Tanner Bauman.....	4/3
Will Cannon.....	9/5
Parker Carlson.....	8/3
Konner Copeland.....	4/2
Zach Crotchfelt.....	2/2
Christian Herberholz.....	5/4
Trevor Horne.....	6/4
Chase Isbell.....	11/6
Cameron Keshock.....	3/0
Hayden Murphy.....	5/4
Drew Nelson.....	3/2
Ryan Olson.....	3/1
Tommy Sheehan.....	1/0
Tommy Vail.....	2/1

**RELIEF ERA**

Tommy Sheehan.....	0.00
Tommy Vail.....	0.00
Will Cannon.....	2.29
John Armstrong.....	3.91
Hayden Murphy.....	4.26
Parker Carlson.....	4.50
Christian Herberholz.....	5.19
Tanner Bauman.....	5.23
Chase Isbell.....	5.40
Trevor Horne.....	6.75
Zach Crotchfelt.....	7.36
Chase Allsup.....	7.36
Drew Nelson.....	7.50
Konner Copeland.....	20.25
Ryan Olson.....	21.60
Cameron Keshock.....	36.00

2023 Auburn Baseball  
Team Game-by-Game for Auburn (as of Mar 29, 2023)  
Pitching (All games)

Date	Opponent	ip	h	r	er	bb	so	2b	3b	hr	wp	bk	hbp	dp	ibb	score	w-l	sv	era
Feb 17	INDIANA	9.0	5	4	3	4	12	0	0	1	0	0	3	0	0	8-4	1-0	0	3.00
Feb 18	INDIANA	9.0	4	1	1	3	5	1	0	0	0	0	1	2	0	6-1	2-0	0	2.00
Feb 19	INDIANA	9.0	14	11	11	7	7	4	0	1	1	0	1	0	0	2-11	2-1	0	5.00
Feb 21	vs North Alabama	7.0	5	1	1	0	12	3	0	0	0	0	0	0	0	13-1	3-1	0	4.24
Feb 24	USC	9.0	8	3	3	6	6	2	1	0	0	0	1	1	0	5-3	4-1	1	3.98
Feb 25	USC	9.0	9	6	5	7	8	2	0	1	0	0	0	1	0	12-6	5-1	2	4.15
Feb 26	USC	9.0	15	12	12	4	6	5	0	2	2	0	1	0	0	12-12	5-1	2	5.31
Mar 01	FLORIDA A&M	7.0	7	8	6	5	14	0	0	1	0	0	1	0	0	18-8	6-1	2	5.56
Mar 03	LIPSCOMB	9.0	7	3	3	3	14	2	0	3	0	0	1	1	0	7-3	7-1	3	5.26
Mar 04	LIPSCOMB	9.0	16	11	11	3	11	1	0	4	0	0	0	0	0	12-11	8-1	3	5.86
Mar 05	LIPSCOMB	9.0	6	3	3	4	7	0	0	1	3	0	1	0	0	4-3	9-1	3	5.59
Mar 07	UAB	9.0	3	1	1	3	11	0	0	0	1	0	0	0	0	4-1	10-1	4	5.19
Mar 08	at Jacksonville Stat	9.0	7	3	2	4	13	3	0	0	2	0	0	0	0	6-3	11-1	5	4.94
Mar 10	SOUTHEASTERN	9.0	7	1	1	3	7	1	0	0	1	0	4	0	0	7-1	12-1	6	4.65
Mar 11	SOUTHEASTERN	9.0	14	8	6	4	9	1	0	1	1	0	0	1	0	3-8	12-2	6	4.74
Mar 11	SOUTHEASTERN	9.0	13	8	7	3	9	4	0	0	2	0	2	0	0	7-8	12-3	6	4.89
Mar 14	GEORGIA TECH	12.0	22	11	11	1	12	8	0	0	0	0	1	2	0	12-11	13-3	6	5.15
*Mar 17	at Arkansas	8.0	8	7	6	7	11	1	0	1	0	0	1	0	0	2-7	13-4	6	5.23
*Mar 18	at Arkansas	8.0	9	9	6	3	9	3	0	1	0	0	1	0	0	3-9	13-5	6	5.30
*Mar 19	at Arkansas	8.0	9	5	5	3	8	2	0	1	0	0	3	2	0	0-5	13-6	6	5.32
Mar 21	vs South Alabama	9.0	6	5	5	3	4	0	0	3	2	0	1	0	0	6-5	14-6	7	5.30
*Mar 23	GEORGIA	11.0	10	6	6	4	10	3	0	0	1	0	0	0	0	7-6	15-6	7	5.28
*Mar 24	GEORGIA	9.0	10	3	2	5	7	2	0	1	2	0	2	1	0	6-3	16-6	8	5.14
*Mar 25	GEORGIA	8.0	20	24	22	9	10	3	0	3	2	0	2	0	0	7-24	16-7	8	5.87
Mar 28	NORTH ALABAMA	7.0	3	1	1	1	7	1	0	0	0	0	0	0	0	14-1	17-7	8	5.73
Totals		220.0	237	155	140	99	229	52	1	25	20	0	27	11	0	183-155	17-7	8	5.73

**AUBURN STARTING PITCHER BREAKDOWN**

Starter	GS	Quality Starts	Run Support	RS/Start	Auburn Record
Vail	5	--	20	4.0	4-1
Crotchfelt	4	--	5	1.2	1-3
Bauman	3	--	4	1.3	3-0
Copeland	3	--	9	3.0	2-1
Herberholz	3	--	12	4.0	2-1
Nelson	3	--	19	6.3	2-1
Allsup	2	--	1	0.5	2-0
Gonzalez	1	--	4	4.0	1-0
Isbell	1	--	0	0.0	0-0-1

**Auburn Overall Rankings**

Category	Rank	No.
ERA	12th	5.73
Opp BA	14th	.272
Hits Allowed	14th	237
Walks	10th	99
Strikeouts	13th	229

**Auburn SEC-Only Rankings**

Category	Rank	No.
ERA	10th	8.13
Opp BA	11th	.308
Hits Allowed	12th	66
Walks	T-9th	31
Strikeouts	6th	55

**AUBURN PITCHING BREAKDOWN**

	W-L	ERA	IP	H	R	ER	BB	K	HR	AVG	W-L	ERA	IP	H	R	ER	BB	K	HR	AVG	
STARTERS	6-6	4.79	88.1	86	52	47	37	91	15	.252	HOME	14-4	6.05	171.0	193	125	115	79	172	19	.282
RELIEVERS	11-1	6.36	131.2	151	103	93	62	138	10	.284	ROAD	1-3	5.18	33.0	33	24	19	17	41	3	.260
TOTALS	17-7	5.73	220.0	237	155	140	99	229	25	.272	NEUT.	2-0	3.38	16.0	11	6	6	3	16	3	.183

# HITTING NOTES

## 2023 MULTI-HIT GAMES

	2	3	4	5+	Total
Ike Irish	10	3	2	-	15
Bryson Ware	7	4	-	-	11
Cole Foster	3	3	2	-	8
Kason Howell	5	2	-	-	7
Justin Kirby	6	-	1	-	7
Chris Stanfield	5	-	-	-	5
Caden Green	4	-	-	-	4
Bobby Peirce	1	2	-	-	3
Mike Bello	1	-	-	-	1
Josh Hall	-	1	-	-	1
Cooper McMurray	-	1	-	-	1
Gavin Miller	1	-	-	-	1
Brody Moss	1	-	-	-	1
Carter Wright	1	-	-	-	1

## CAREER AUBURN MULTI-HIT GAMES

	2	3	4	5+	Total
Kason Howell	42	18	1	-	61
Bryson Ware	18	8	-	-	26
Cole Foster	10	5	3	-	18
Cam Hill	13	4	-	-	17
Ike Irish	10	3	2	-	15
Bobby Peirce	8	5	-	-	13
Nate LaRue	8	1	-	-	9
Ryan Dyal	7	-	-	-	7
Josh Hall	5	2	-	-	7
Justin Kirby	6	-	1	-	7
Mike Bello	4	2	-	-	6
Chris Stanfield	5	-	-	-	5
Caden Green	4	-	-	-	4
Cooper McMurray	-	1	-	-	1
Gavin Miller	1	-	-	-	1
Brody Moss	1	-	-	-	1
Carter Wright	1	-	-	-	1

## 2023 MULTI-RBI GAMES

	2	3	4	5+	Total
Bryson Ware	3	6	-	-	9
Ike Irish	4	2	-	1	7
Justin Kirby	2	3	-	1	6
Cole Foster	2	1	1	-	4
Kason Howell	3	-	1	-	4
Cooper McMurray	2	2	-	-	4
Chris Stanfield	4	-	-	-	4
Bobby Peirce	1	2	-	-	3
Josh Hall	2	-	-	-	2
Cam Hill	1	-	-	-	1
Gavin Miller	1	-	-	-	1
Brody Moss	1	-	-	-	1
Carter Wright	1	-	-	-	1

## CAREER AUBURN MULTI-RBI GAMES

	2	3	4	5+	Total
Kason Howell	14	7	1	1	23
Bryson Ware	10	6	2	2	20
Cole Foster	7	3	2	1	13
Cam Hill	7	3	1	-	11
Nate LaRue	9	1	-	1	11
Bobby Peirce	7	4	-	-	11
Ryan Dyal	5	3	1	-	9
Ike Irish	4	2	-	1	7
Justin Kirby	2	3	-	1	6
Josh Hall	4	1	-	-	5
Cooper McMurray	2	2	-	-	4
Chris Stanfield	4	-	-	-	4
Mike Bello	3	-	-	-	3
Gavin Miller	1	-	-	-	1
Brody Moss	1	-	-	-	1
Carter Wright	1	-	-	-	1

## CAREER AUBURN STARTS

	Career	Consec.
Kason Howell	213	12
Bryson Ware	85	25
Cole Foster	78	8
Nate LaRue	72	-
Cam Hill	60	-
Ryan Dyal	56	-
Bobby Peirce	53	4
Mike Bello	31	-
Ike Irish	25	25
Justin Kirby	25	25
Josh Hall	19	-
Caden Green	17	4
Chris Stanfield	16	-
Cooper McMurray	8	1
Brody Moss	7	-
Gavin Miller	4	-
Carter Wright	4	1
Brody Wortham	2	-

## TEAM NOTES

Auburn Overall SEC Rankings			Auburn SEC-Only Rankings		
Category	Rank	No.	Category	Rank	No.
Avg.	9th	.300	Avg.	12th	.221
Hits	7th	254	Hits	12th	43
2B	1st	59	2B	T-5th	10
HR	11th	33	HR	T-5th	8
BB	9th	132	BB	11th	23

## 2023 AUBURN HOME RUNS

No.	Player (#)	Opponent (Date)	On	Outs	Inn.	Pitcher
1	Justin Kirby (1)	Indiana (2/17)	1	0	4	Levy (R)
2	Justin Kirby (2)	Indiana (2/19)	0	0	8	Kraft (L)
3	Bobby Peirce (1)	North Alabama (2/21)	0	1	5	Malecha (R)
4	Bryson Ware (1)	North Alabama (2/21)	1	0	6	Malecha (R)
5	Justin Kirby (3)	USC (2/24)	0	2	7	Blum (R)
6	Bryson Ware (2)	USC (2/25)	1	2	8	Wisch (R)
7	Cooper McMurray (1)	USC (2/25)	1	2	8	Wisch (R)
8	Bryson Ware (3)	USC (2/26)	0	2	1	Hammond (R)
9	Justin Kirby (4)	USC (2/26)	2	2	2	Hammond (R)
10	Justin Kirby (5)	USC (2/26)	3	0	5	Sodersten (R)
11	Justin Kirby (6)	Florida A&M (3/1)	2	0	1	Tease (R)
12	Cooper McMurray (2)	Florida A&M (3/1)	2	0	1	Tease (R)
13	Cole Foster (1)	Florida A&M (3/1)	2	0	1	Langely (R)
14	Bryson Ware (4)	Lipscomb (3/3)	0	0	4	Dunkleberger (L)
15	Bryson Ware (5)	Lipscomb (3/4)	1	0	8	Kantola (R)
16	Bryson Ware (6)	Lipscomb (3/5)	2	2	8	Thompson (L)
17	Bryson Ware (7)	UAB (3/7)	1	1	4	Haines (R)
18	Cole Foster (2)	Southeastern (3/10)	2	2	6	Robb (R)
19	Chris Stanfield (1)	Southeastern (3/11)	1	1	2	Kinzeler (R)
20	Kason Howell (1)	Southeastern (3/11)	0	0	6	Landry (R)
21	Justin Kirby (7)	Georgia Tech (3/14)	1	0	5	Finateri (R)
22	Kason Howell (2)	at Arkansas (3/17)	0	2	3	Hollan (L)
23	Bryson Ware (8)	at Arkansas (3/18)	0	0	4	McEntire (R)
24	Bryson Ware (9)	at Arkansas (3/19)	0	0	6	McEntire (R)
25	Kason Howell (3)	vs. South Alabama (3/21)	2	1	3	Knowlton (R)
26	Caden Green (1)	Georgia (3/23)	0	1	5	Rhadans (R)
27	Bryson Ware (10)	Georgia (3/23)	0	0	6	Rhadans (R)
28	Ike Irish (1)	Georgia (3/24)	0	0	5	Woods (L)
29	Justin Kirby (8)	Georgia (3/24)	2	2	6	Woods (L)
30	Bryson Ware (11)	Georgia (3/25)	2	0	6	Rhadans (R)
31	Cole Foster (3)	North Alabama (3/28)	0	0	1	Brown (R)
32	Bryson Ware (12)	North Alabama (3/28)	0	2	3	Howard (R)
33	Ike Irish (2)	North Alabama (3/28)	2	1	5	Agosto (R)

## AUBURN HITTING STREAKS

	Current	'23	Career
Mike Bello	-	1	6
Ryan Dyal	-	3	4
Cole Foster	4	11	11
Caden Green	4	2	2
Josh Hall	-	1	4
Cam Hill	-	2	8
Kason Howell	-	6	9
Ike Irish	1	10	10
Justin Kirby	3	5	5
Nate LaRue	1	2	4
C. McMurray	3	3	3
Gavin Miller	2	2	2
Brody Moss	-	1	2
Bobby Peirce	1	4	11
Chris Stanfield	1	5	5
Bryson Ware	9	14	15
Brody Wortham	-	1	1
Carter Wright	1	1	1

## AUBURN REACHED BASE STREAKS

	Current	'23	Career
Mike Bello	-	2	8
Ryan Dyal	-	3	15
Cole Foster	4	15	15
Caden Green	8	8	8
Josh Hall	-	1	5
Cam Hill	-	2	8
Kason Howell	5	8	23
Ike Irish	6	11	11
Justin Kirby	13	13	13
Nate LaRue	2	2	7
C. McMurray	8	8	8
Gavin Miller	4	4	4
Brody Moss	-	3	3
Bobby Peirce	1	4	20
Chris Stanfield	1	7	7
Bryson Ware	26	25	26
Brody Wortham	-	2	2
Carter Wright	4	4	4

## BUNT HITS

Player	No.
Jason Hall	2
Kason Howell	2
Bryson Ware	2
Ike Irish	1
TOTAL	7

## SAC BUNTS

Player	No.
Caden Green	3
Bryson Ware	2
Cole Foster	1
TOTAL	6

## SAC FLIES

Player	No.
Bryson Ware	3
Mike Bello	1
Cole Foster	1
Caden Green	1
Kason Howell	1
Ike Irish	1
Nate LaRue	1
Brody Moss	1
Bobby Peirce	1
TOTAL	11

## OUTFIELD ASSISTS

Player	No.
Josh Hall	1
Kason Howell	1
Justin Kirby	1
Chris Stanfield	1
TOTAL	4

## PINCH HITS

Player	No.
Cooper McMurray	2
Gavin Miller	2
Mike Bello	1
Cam Hill	1
Chris Stanfield	1
Brody Wortham	1
TOTAL	8

## AUBURN CAREER HOME RUN BREAKDOWN

	1R	2R	3R	GS	Career	Home	Road	Last
Bello	1	--	--	--	1	--	1	3/26/22
Dyal	3	3	--	1	7	6	1	3/17/22
Foster	5	2	4	1	12	9	3	3/28/23
Green	1	--	--	--	1	1	--	3/23/23
Hill	2	3	--	1	6	6	--	6/4/22
Howell	6	3	3	--	12	4	8	3/21/23
Irish	1	--	1	--	2	2	--	3/28/23
Kirby	2	2	3	1	8	8	--	3/24/23
LaRue	5	3	--	--	8	6	2	6/3/22
McMurray	--	1	1	--	2	2	--	3/1/23
Peirce	8	2	1	--	11	5	6	2/21/23
Stanfield	--	1	--	--	1	1	--	3/11/23
Ware	8	8	2	1	19	14	5	3/28/23

**AUBURN 2023 GAME-BY-GAME STARTING LINEUPS**

DATE	OPP	1	2	3	4	5	6	7	8	9	SP
2/17	Indiana	Peirce	Foster	Irish	Kirby	LaRue	McMurray	Howell	Ware	Green	Allsup
2/18	Indiana	Peirce	Foster	Irish	Kirby	LaRue	Howell	Ware	Wortham	Green	Gonzalez
2/19	Indiana	Peirce	Foster	Irish	Kirby	McMurray	Howell	Ware	LaRue	Green	Nelson
2/21	vs. North Alabama	Peirce	Moss	Kirby	Irish	Ware	Dyal	Foster	Hill	Howell	Copeland
2/24	USC	Peirce	Moss	Kirby	Irish	Ware	Foster	Hill	LaRue	Howell	Allsup
2/25	USC	Peirce	Foster	Kirby	Irish	Ware	Howell	McMurray	LaRue	Moss	Herberholz
2/26	USC	Peirce	Foster	Kirby	Irish	Ware	Howell	McMurray	LaRue	Green	Isbell
3/1	Florida A&M	Hall	Foster	Kirby	Irish	Ware	Dyal	Howell	McMurray	Moss	Vail
3/3	Lipscomb	Howell	Foster	Kirby	Irish	Ware	Stanfield	McMurray	LaRue	Green	Bauman
3/4	Lipscomb	Howell	Foster	Kirby	Irish	Ware	Dyal	Stanfield	McMurray	Green	Herberholz
3/5	Lipscomb	Howell	Foster	Kirby	Irish	Ware	Stanfield	Hill	LaRue	Green	Crotchfelt
3/7	UAB	Howell	Foster	Kirby	Irish	Ware	Peirce	Stanfield	LaRue	Moss	Vail
3/8	at Jacksonville State	Bello	Foster	Kirby	Irish	Ware	Dyal	Stanfield	Wright	Green	Copeland
3/10	Southeastern	Howell	Foster	Kirby	Irish	Ware	Stanfield	Dyal	LaRue	Green	Bauman
3/11	Southeastern	Howell	Bello	Irish	Ware	Kirby	Stanfield	Moss	LaRue	Green	Crotchfelt
3/11	Southeastern	Howell	Stanfield	Irish	Ware	Kirby	Dyal	Miller	Hill	Green	Herberholz
3/14	Georgia Tech	Howell	Stanfield	Irish	Ware	Kirby	Miller	Green	Hall	LaRue	Vail
3/17	at Arkansas*	Howell	Foster	Irish	Ware	Kirby	Stanfield	Green	Hall	LaRue	Vail
3/18	at Arkansas*	Howell	Foster	Irish	Ware	Kirby	Dyal	Stanfield	Bello	Moss	Crotchfelt
3/19	at Arkansas*	Howell	Foster	Irish	Ware	Kirby	Stanfield	Miller	LaRue	Bello	Copeland
3/21	vs. South Alabama	Howell	Foster	Irish	Ware	Kirby	Stanfield	Miller	Wortham	Wright	Nelson
3/23	Georgia*	Howell	Foster	Ware	Irish	Kirby	Peirce	Stanfield	LaRue	Green	Vail
3/24	Georgia*	Howell	Foster	Ware	Irish	Kirby	Peirce	Stanfield	Wright	Green	Bauman
3/25	Georgia*	Howell	Foster	Ware	Irish	Kirby	Peirce	Stanfield	LaRue	Green	Crotchfelt
3/28	North Alabama	Foster	Peirce	Ware	Irish	Kirby	McMurray	Howell	Wright	Green	Nelson
3/31	at Florida*										
4/1	at Florida*										
4/2	at Florida*										
4/4	at UAB										
4/6	Texas A&M*										
4/7	Texas A&M*										
4/8	Texas A&M*										
4/11	at Georgia Tech										
4/14	at Alabama*										
4/15	at Alabama*										
4/16	at Alabama*										
4/18	Samford										
4/21	Mississippi State*										
4/22	Mississippi State*										
4/23	Mississippi State*										
4/25	Troy										
4/28	at South Carolina*										
4/29	at South Carolina*										
4/30	at South Carolina*										
5/5	LSU*										
5/6	LSU*										
5/7	LSU*										
5/9	vs. Samford										
5/11	at Ole Miss*										
5/12	at Ole Miss*										
5/13	at Ole Miss*										
5/16	Jacksonville State										
5/18	Missouri*										
5/19	Missouri*										
5/20	Missouri*										

\* - SEC Game



**AUBURN 2023 GAME-BY-GAME STARTERS**

DATE	OPP	SP	C	1B	2B	3B	SS	LF	CF	RF	DH
2/17	Indiana	Allsup	LaRue	McMurray	Green	Ware	Foster	Peirce	Howell	Kirby	Irish
2/18	Indiana	Gonzalez	LaRue	Wortham	Green	Ware	Foster	Peirce	Howell	Kirby	Irish
2/19	Indiana	Nelson	LaRue	McMurray	Green	Ware	Foster	Peirce	Howell	Kirby	Irish
2/21	vs. North Alabama	Copeland	Dyal	Hill	Moss	Ware	Foster	Peirce	Howell	Kirby	Irish
2/24	USC	Allsup	LaRue	Hill	Moss	Ware	Foster	Peirce	Howell	Kirby	Irish
2/25	USC	Herberholz	LaRue	McMurray	Moss	Ware	Foster	Peirce	Howell	Kirby	Irish
2/26	USC	Isbell	LaRue	McMurray	Green	Ware	Foster	Peirce	Howell	Kirby	Irish
3/1	Florida A&M	Vail	Dyal	McMurray	Moss	Ware	Foster	Hall	Howell	Kirby	Irish
3/3	Lipscomb	Bauman	LaRue	McMurray	Green	Ware	Foster	Stanfield	Howell	Kirby	Irish
3/4	Lipscomb	Herberholz	Dyal	McMurray	Green	Ware	Foster	Stanfield	Howell	Kirby	Irish
3/5	Lipscomb	Crotchfelt	LaRue	Hill	Green	Ware	Foster	Stanfield	Howell	Kirby	Irish
3/7	UAB	Vail	LaRue	Irish	Moss	Ware	Foster	Stanfield	Howell	Kirby	Peirce
3/8	at Jacksonville State	Copeland	Wright	Irish	Green	Ware	Foster	Bello	Stanfield	Kirby	Dyal
3/10	Southeastern	Bauman	LaRue	Irish	Green	Ware	Foster	Stanfield	Howell	Kirby	Dyal
3/11	Southeastern	Crotchfelt	LaRue	Irish	Moss	Ware	Green	Stanfield	Howell	Kirby	Bello
3/11	Southeastern	Herberholz	Dyal	Irish	Ware	Miller	Green	Stanfield	Howell	Kirby	Hill
3/14	Georgia Tech	Vail	LaRue	Irish	Ware	Miller	Green	Stanfield	Howell	Hall	Kirby
3/17	at Arkansas*	Vail	LaRue	Irish	Green	Ware	Foster	Stanfield	Howell	Hall	Kirby
3/18	at Arkansas*	Crotchfelt	Dyal	Irish	Moss	Ware	Foster	Stanfield	Howell	Kirby	Bello
3/19	at Arkansas*	Copeland	LaRue	Irish	Ware	Miller	Foster	Stanfield	Howell	Kirby	Bello
3/21	vs. South Alabama	Nelson	Wright	Wortham	Ware	Miller	Foster	Stanfield	Howell	Kirby	Irish
3/23	Georgia*	Vail	LaRue	Irish	Green	Ware	Foster	Stanfield	Howell	Kirby	Peirce
3/24	Georgia*	Bauman	Wright	Irish	Green	Ware	Foster	Stanfield	Howell	Kirby	Peirce
3/25	Georgia*	Crotchfelt	LaRue	Irish	Green	Ware	Foster	Stanfield	Howell	Kirby	Peirce
3/28	North Alabama	Nelson	Wright	McMurray	Green	Ware	Foster	Peirce	Howell	Kirby	Irish
3/31	at Florida*										
4/1	at Florida*										
4/2	at Florida*										
4/4	at UAB										
4/6	Texas A&M*										
4/7	Texas A&M*										
4/8	Texas A&M*										
4/11	at Georgia Tech										
4/14	at Alabama*										
4/15	at Alabama*										
4/16	at Alabama*										
4/18	Samford										
4/21	Mississippi State*										
4/22	Mississippi State*										
4/23	Mississippi State*										
4/25	Troy										
4/28	at South Carolina*										
4/29	at South Carolina*										
4/30	at South Carolina*										
5/5	LSU*										
5/6	LSU*										
5/7	LSU*										
5/9	vs. Samford										
5/11	at Ole Miss*										
5/12	at Ole Miss*										
5/13	at Ole Miss*										
5/16	Jacksonville State										
5/18	Missouri*										
5/19	Missouri*										
5/20	Missouri*										

\* - SEC Game

**2023 OVERALL STATS**



**2023 Auburn Baseball  
Overall Statistics for Auburn (as of Mar 28, 2023)  
(All games Sorted by Batting avg)**



Record: 17-7-1 Home: 14-4-1 Away: 1-3 Neutral: 2-0 SEC: 2-4

Player	avg	gp-gs	ab	r	h	2b	3b	hr	rbi	tb	slg%	bb	hp	so	gdp	ob%	sf	sh	sb-att	po	a	e	fld%	
18 Irish, Ike	.416	25-25	101	22	42	14	1	2	25	64	.634	12	2	17	6	.483	1	0	1-1	92	3	2	.979	
8 Ware, Bryson	.404	25-25	94	27	38	8	1	12	31	84	.894	11	4	15	3	.473	3	2	2-2	16	41	3	.950	
7 Foster, Cole	.383	22-22	81	24	31	6	0	3	19	46	.568	16	3	14	0	.495	1	1	1-3	21	61	3	.965	
3 Stanfield, Chris	.305	20-16	59	7	18	3	2	1	11	28	.475	6	3	12	1	.397	0	0	2-2	31	1	0	1.000	
27 Peirce, Bobby	.289	13-12	45	10	13	3	0	1	9	19	.422	3	1	5	1	.340	1	0	0-0	19	0	1	.950	
5 Howell, Kason	.276	24-24	98	20	27	12	0	3	12	48	.490	9	3	20	1	.351	1	0	0-0	61	1	0	1.000	
14 Kirby, Justin	.272	25-25	92	23	25	7	1	8	25	58	.630	23	3	30	0	.432	0	0	5-5	38	1	0	1.000	
1 Green, Caden	.263	20-17	57	11	15	2	0	1	6	20	.351	9	1	10	3	.368	1	3	1-2	23	41	3	.955	
24 LaRue, Nate	.106	18-16	47	4	5	0	0	0	3	5	.106	8	1	21	0	.246	1	0	3-4	139	12	1	.993	
-----																								
11 Miller, Gavin	.333	10-4	18	3	6	2	0	0	2	8	.444	4	3	6	0	.520	0	0	0-0	4	12	2	.889	
26 McMurray, Cooper	.320	10-8	25	9	8	2	0	2	10	16	.640	8	3	10	0	.528	0	0	0-0	57	1	1	.983	
2 Hall, Josh	.267	16-3	15	4	4	0	0	0	4	4	.267	3	0	6	0	.389	0	0	1-1	5	1	0	1.000	
6 Dyal, Ryan	.261	9-7	23	4	6	0	0	0	3	6	.261	3	2	3	0	.393	0	0	0-0	43	4	1	.979	
16 Hill, Cam	.250	7-4	12	1	3	0	0	0	2	3	.250	4	0	3	2	.438	0	0	0-0	19	0	0	1.000	
31 Bello, Mike	.185	13-4	27	4	5	0	0	0	3	5	.185	2	0	6	0	.233	1	0	0-0	10	0	0	1.000	
9 Moss, Brody	.167	8-7	18	4	3	0	0	0	4	3	.167	5	1	4	0	.360	1	0	0-0	8	10	1	.947	
4 Wright, Carter	.150	11-4	20	2	3	0	0	0	4	3	.150	4	2	4	2	.346	0	0	0-0	39	10	0	1.000	
10 Wortham, Brody	.125	11-2	16	4	2	0	0	0	2	2	.125	2	1	2	0	.263	0	0	0-0	29	2	1	.969	
Totals	.300	25	848	183	254	59	5	33	175	422	.498	132	33	188	19	.409	11	6	16-20	660	228	20	.978	
Opponents	.272	25	872	155	237	52	1	25	147	366	.420	99	27	229	8	.360	10	8	17-19	628	217	21	.976	

LOB - Team (219), Opp (201). DPs turned - Team (11), Opp (20). IBB - Team (5), Ware, B. 3, Irish, I. 1, Foster, C. 1. Picked off - LaRue, N. 1.

**(All games Sorted by Earned run avg)**

Player	era	w-l	app	gs	cg	sho	sv	ip	h	r	er	bb	so	2b	3b	hr	b/avg	wp	hp	bks	sfa	sha		
33 Cannon, Will	2.29	2-0	9	0	0	0/0	3	19.2	18	7	5	10	21	4	0	1	.261	2	3	0	2	1		
21 Vail, Tommy	3.57	2-1	7	5	0	0/0	0	22.2	11	9	9	12	29	3	0	1	.141	0	0	0	0	0		
41 Armstrong, John	3.91	5-0	11	0	0	0/0	1	23.0	19	11	10	8	18	2	0	3	.221	2	4	0	1	1		
25 Bauman, Tanner	4.35	1-0	7	3	0	0/0	0	20.2	24	11	10	10	19	5	1	2	.289	0	4	0	2	2		
12 Nelson, Drew	5.09	2-1	6	3	1	0/0	0	17.2	12	11	10	7	18	4	0	1	.185	3	3	0	1	0		
77 Crotchfelt, Zach	5.96	0-2	6	4	0	0/0	0	22.2	24	19	15	11	23	5	0	4	.264	3	1	0	0	0		
29 Herberholz,Christia	6.75	0-1	8	3	0	0/0	0	18.2	25	17	14	5	17	10	0	3	.321	3	0	0	1	1		
-----																								
45 Gonzalez, Joseph	0.00	1-0	1	1	0	0/0	0	5.0	2	0	0	0	1	1	0	0	.125	0	0	0	0	0		
20 Sheehan, Tommy	0.00	0-0	1	0	0	0/0	0	0.1	0	0	0	2	1	0	0	0	.000	0	1	0	0	0		
22 Murphy, Hayden	4.26	0-0	5	0	0	0/0	0	6.1	9	3	3	2	0	1	0	1	.310	0	1	0	0	1		
23 Carlson, Parker	4.50	1-0	8	0	0	0/0	0	6.0	9	5	3	6	11	1	0	0	.310	1	2	0	1	0		
46 Allsup, Chase	6.48	0-0	8	2	0	0/0	2	16.2	25	13	12	8	20	5	0	2	.347	3	3	0	1	2		
17 Horne, Trevor	6.75	0-0	6	0	0	0/0	0	6.2	6	5	5	3	7	0	0	1	.231	1	0	0	0	0		
43 Isbell, Chase	7.80	2-1	12	1	0	0/0	2	15.0	16	13	13	7	23	0	0	4	.262	1	0	0	0	0		
54 Copeland, Konner	8.82	1-1	7	3	0	0/0	0	16.1	24	16	16	4	17	9	0	2	.353	0	2	0	1	0		
44 Kelson, Ryan	21.60	0-0	3	0	0	0/0	0	1.2	6	4	4	2	3	0	0	0	.600	0	0	0	0	0		
47 Keshock, Cameron	99.00	0-0	3	0	0	0/0	0	1.0	7	11	11	2	1	2	0	0	.700	1	3	0	0	0		
Totals	5.73	17-7	25	25	1	0/0	8	220.0	237	155	140	99	229	52	1	25	.272	20	27	0	10	8		
Opponents	7.27	7-17	25	25	0	1/1	5	209.1	254	183	169	132	188	59	5	33	.300	21	33	2	11	6		

PB - Team (5), Wright, C. 3, LaRue, N. 2, Opp (2). Pickoffs - Team (5), LaRue, N. 3, Crotchfelt,Z 1, Cannon, W. 1, Opp (1). SBA/ATT - LaRue, N. (12-14), Dyal, R. (3-3), Nelson, D. (3-3), Cannon, W. (2-3), Isbell, C. (2-2), Olson, R. (2-2), Crotchfelt,Z (1-2), Wright, C. (2-2), Carlson, P. (1-1), Bauman, T. (1-1), Vail, T. (1-1), Allsup, C. (1-1), Horne, T. (1-1), Murphy, H. (1-1), Herberholz,C (1-1).

**SEC-ONLY STATS**



**2023 Auburn Baseball**  
**Conference statistics for Auburn (as of Mar 25, 2023)**  
**(SEC games only Sorted by Batting avg)**



Record: 2-4 Home: 2-1 Away: 0-3 SEC: 2-4

Player	avg	gp-gs	ab	r	h	2b	3b	hr	rbi	tb	slg%	bb	hp	so	gdp	ob%	sf	sh	sb-att	po	a	e	fld%	
1 Green, Caden	.400	4-4	10	2	4	0	0	1	3	7	.700	2	0	1	1	.462	1	2	0-0	6	6	1	.923	
8 Ware, Bryson	.360	6-6	25	8	9	1	0	4	8	22	.880	1	1	3	1	.407	0	0	0-0	5	12	1	.944	
7 Foster, Cole	.238	6-6	21	5	5	3	0	0	0	8	.381	4	2	5	0	.407	0	0	0-0	7	16	1	.958	
5 Howell, Kason	.222	6-6	27	4	6	2	0	1	1	11	.407	2	0	6	1	.276	0	0	0-0	13	1	0	1.000	
14 Kirby, Justin	.217	6-6	23	2	5	0	0	1	4	8	.348	3	1	10	0	.333	0	0	2-2	10	0	0	1.000	
18 Irish, Ike	.190	6-6	21	2	4	1	0	1	3	8	.381	2	2	4	2	.308	1	0	0-0	52	1	2	.964	
3 Stanfield, Chris	.100	6-6	20	0	2	0	0	0	1	2	.100	3	0	6	0	.217	0	0	0-0	8	1	0	1.000	
27 Peirce, Bobby	.100	3-3	10	1	1	1	0	0	0	2	.200	2	0	2	1	.250	0	0	0-0	0	0	0	.000	
-----																								
26 McMurray, Cooper	1.000	2-0	2	0	2	1	0	0	2	3	1.500	0	1	0	0	1.000	0	0	0-0	0	0	0	.000	
24 LaRue, Nate	.286	4-4	7	1	2	0	0	0	0	2	.286	2	1	4	0	.500	0	0	0-1	28	3	0	1.000	
6 Dyal, Ryan	.250	2-1	4	0	1	0	0	0	0	1	.250	0	1	0	0	.400	0	0	0-0	12	0	0	1.000	
11 Miller, Gavin	.200	4-1	5	0	1	1	0	0	0	2	.400	0	2	2	0	.429	0	0	0-0	1	3	0	1.000	
31 Bello, Mike	.100	4-2	10	0	1	0	0	0	0	1	.100	0	0	2	0	.100	0	0	0-0	1	0	0	1.000	
2 Hall, Josh	.000	3-1	4	0	0	0	0	0	0	0	.000	0	0	1	0	.000	0	0	0-0	2	0	0	1.000	
4 Wright, Carter	.000	3-1	3	0	0	0	0	0	1	0	.000	2	1	0	0	.500	0	0	0-0	8	4	0	1.000	
9 Moss, Brody	.000	1-1	2	0	0	0	0	0	0	0	.000	0	0	1	0	.000	0	0	0-0	2	0	0	1.000	
10 Wortham, Brody	.000	1-0	1	0	0	0	0	0	0	0	.000	0	0	0	0	.000	0	0	0-0	0	1	0	1.000	
Totals	.221	6	195	25	43	10	0	8	23	77	.395	23	12	47	6	.336	2	2	2-3	156	55	5	.977	
Opponents	.308	6	214	54	66	14	0	7	52	101	.472	31	9	55	3	.412	3	2	1-2	161	56	4	.982	

LOB - Team (48), Opp (49). DPs turned - Team (3), Opp (6). IBB - Team (1), Irish, I. 1. Picked off - LaRue, N. 1.

**(SEC games only Sorted by Earned run avg)**

Player	era	w-l	app	gs	cg	sho	sv	ip	h	r	er	bb	so	2b	3b	hr	b/avg	wp	hp	bks	sfa	sha
33 Cannon, Will	1.17	1-0	2	0	0	0/0	0	7.2	3	1	1	4	7	0	0	0	.143	1	1	0	1	0
29 Herberholz,Christia	2.57	0-0	3	0	0	0/0	0	7.0	4	3	2	1	5	3	0	0	.167	0	0	0	0	1
41 Armstrong, John	3.86	1-0	2	0	0	0/0	0	4.2	10	3	2	2	2	1	0	0	.455	0	1	0	1	0
21 Vail, Tommy	8.64	0-1	2	2	0	0/0	0	8.1	9	8	8	6	11	2	0	1	.273	0	0	0	0	0
25 Bauman, Tanner	9.64	0-0	2	1	0	0/0	0	4.2	8	5	5	4	3	2	0	1	.381	0	1	0	1	0
77 Crotchfelt, Zach	9.95	0-2	2	2	0	0/0	0	6.1	11	11	7	2	7	3	0	3	.344	0	1	0	0	0
-----																						
12 Nelson, Drew	0.00	0-0	1	0	0	0/0	0	1.2	0	0	0	1	5	0	0	0	.000	0	0	0	0	0
23 Carlson, Parker	4.50	0-0	2	0	0	0/0	0	2.0	3	1	1	2	3	0	0	0	.300	0	0	0	0	0
46 Allsup, Chase	6.00	0-0	2	0	0	0/0	0	3.0	5	3	2	1	4	1	0	0	.333	2	1	0	0	1
43 Isbell, Chase	10.12	0-0	4	0	0	0/0	1	2.2	2	3	3	3	4	0	0	1	.200	1	0	0	0	0
54 Copeland, Konner	14.73	0-1	2	1	0	0/0	0	3.2	6	6	6	2	3	1	0	1	.400	0	2	0	0	0
17 Horne, Trevor	81.00	0-0	1	0	0	0/0	0	0.1	1	3	3	2	1	0	0	0	.500	0	0	0	0	0
47 Keshock, Cameron	99.00	0-0	1	0	0	0/0	0	0.0	4	7	7	1	0	1	0	0	1.000	1	2	0	0	0
Totals	8.13	2-4	6	6	0	0/0	1	52.0	66	54	47	31	55	14	0	7	.308	5	9	0	3	2
Opponents	3.69	4-2	6	6	0	1/1	3	53.2	43	25	22	23	47	10	0	8	.221	3	12	0	2	2

PB - Team (2), LaRue, N. 1, Wright, C. 1, Opp (1). Pickoffs - Team (3), LaRue, N. 2, Cannon, W. 1, Opp (1). SBA/ATT - LaRue, N. (1-2), Nelson, D. (1-1), Cannon, W. (0-1).

**2023 GAME SUMMARY**



**2023 Auburn Baseball  
Games Summary for Auburn (as of Mar 29, 2023)  
(All games)**



Score by innings	1	2	3	4	5	6	7	8	9	EX	Total
Auburn	28	15	26	23	22	34	10	12	11	2	183
Opponents	19	9	22	25	13	19	8	31	9	0	155

**Record when ...**

Overall	17-7-1	After 6 leading	12-1-1
Conference	2-4	..... trailing	4-6
Non-Conference	15-3-1	..... tied	1-0
Home games	14-4-1	After 7 leading	10-1
Away games	1-3	..... trailing	3-6
Neutral site	2-0	..... tied	1-0-1
Day games	5-7-1	After 8 leading	11-0
Night games	12-0	..... trailing	1-6
vs Left starter	4-2	..... tied	2-0-1
vs Right starter	13-5-1		
1-Run games	5-1	Hit 0 home runs	2-1
2-Run games	1-0	... 1 home run	9-5
5+Run games	6-6	... 2+ home runs	6-1-1
Extra innings	2-0		
Shutouts	0-1	Opponent 0 home runs	9-1
		..... 1 home run	5-5
		..... 2+ HRs	3-1-1
Scoring 0-2 runs	0-3		
..... 3-5 runs	3-2		
..... 6-9 runs	8-2	Made 0 errors	9-2
..... 10+ runs	6-0-1	.... 1 error	6-3-1
		.... 2+ errors	2-2
Opponent 0-2 runs	5-0		
..... 3-5 runs	7-1	Opp. made 0 errors	7-4
..... 6-9 runs	3-4	..... 1 error	5-3
..... 10+ runs	2-2-1	..... 2+ errors	5-0-1
Scored in 1st inning	5-0-1	Out-hit opponent	13-0
Opp. scored in 1st	3-4-1	Out-hit by opponent	3-7
Scores first	9-2	Hits are tied	1-0-1
Opp. scores first	8-5-1		

**Record when team scores:**

Runs	0	1	2	3	4	5	6	7	8	9	10+
W-L	0-1	0-0	0-2	0-2	2-0	1-0	4-0	3-2	1-0	0-0	6-0

**Record when opponent scores:**

Runs	0	1	2	3	4	5	6	7	8	9	10+
W-L	0-0	5-0	0-0	5-0	1-0	1-1	2-0	0-1	1-2	0-1	2-2

**Record when leading after:**

Inn.	1	2	3	4	5	6	7	8
W-L	5-0	5-1	8-2	10-1	10-1	12-1	10-1	11-0

**Record when trailing after:**

Inn.	1	2	3	4	5	6	7	8
W-L	3-4	4-4	4-5	5-6	5-6	4-6	3-6	1-6

**Record when tied after:**

Inn.	1	2	3	4	5	6	7	8
W-L	9-3	8-2	5-0	2-0	2-0	1-0	1-0	2-0

Current winning streak: 1  
 Longest winning streak: 10  
 Longest losing streak: 3

Home attendance : 66014 ( 19 dates avg = 3474 )  
 Away attendance : 36799 ( 6 dates avg = 6133 )  
 Total attendance: 102813 ( 25 dates avg = 4112 )

**CAREER vs. FLORIDA**



**Individual Career History  
vs Florida**



Dyal, Ryan

Year	avg	gp-gs	ab	r	h	2b	3b	hr	rbi	tb	slg%	bb	hbp	so	gdp	ob%	sf	sh	sb-att	po	a	e	fld%
2021	.333	1-1	3	1	1	0	0	0	0	1	.333	1	0	1	0	.500	0	0	0-0	5	1	0	1.000
TOTAL	.333	1-1	3	1	1	0	0	0	0	1	.333	1	0	1	0	.500	0	0	0-0	5	1	0	1.000

Gonzalez, Joseph

Year	era	w-l	app	gs	cg	sho	sv	ip	h	r	er	bb	so	2b	3b	hr	bf	bavg	wp	hbp	bk	sfa	sha
2021	6.75	1-0	1	0	0	0/0	0	2.2	3	2	2	1	0	1	0	0	11	.300	0	0	0	0	0
TOTAL	6.75	1-0	1	0	0	0/0	0	2.2	3	2	2	1	0	1	0	0	11	.300	0	0	0	0	0

Hall, Josh

Year	avg	gp-gs	ab	r	h	2b	3b	hr	rbi	tb	slg%	bb	hbp	so	gdp	ob%	sf	sh	sb-att	po	a	e	fld%
2021	.333	2-0	3	1	1	0	0	0	0	1	.333	0	0	1	0	.333	0	0	1-1	0	0	0	.000
TOTAL	.333	2-0	3	1	1	0	0	0	0	1	.333	0	0	1	0	.333	0	0	1-1	0	0	0	.000

Hill, Cam

Year	avg	gp-gs	ab	r	h	2b	3b	hr	rbi	tb	slg%	bb	hbp	so	gdp	ob%	sf	sh	sb-att	po	a	e	fld%
2021	.400	3-3	10	1	4	0	0	1	3	7	.700	1	0	0	0	.455	0	0	0-0	0	0	0	.000
TOTAL	.400	3-3	10	1	4	0	0	1	3	7	.700	1	0	0	0	.455	0	0	0-0	0	0	0	.000


Howell, Kason

Year	avg	gp-gs	ab	r	h	2b	3b	hr	rbi	tb	slg%	bb	hbp	so	gdp	ob%	sf	sh	sb-att	po	a	e	fld%
2021	.222	3-3	9	4	2	2	0	0	1	4	.444	0	2	2	0	.364	0	0	0-0	6	0	0	1.000
TOTAL	.222	3-3	9	4	2	2	0	0	1	4	.444	0	2	2	0	.364	0	0	0-0	6	0	0	1.000

**TV/RADIO ROSTER**



**1** CADEN GREEN



**2** JOSH HALL




**3** CHRIS STANFIELD



**4** CARTER WRIGHT



**5** KASON HOWELL



**6** RYAN DYAL



**7** COLE FOSTER



**8** BRYSON WARE



**9** BRODY MOSS



**10** BRODY WORTHAM



**11** GAVIN MILLER



**12** DREW NELSON




**14** JUSTIN KIRBY



**16** CAM HILL



**17** TREVOR HORNE



**18** IKE IRISH



**20** TOMMY SHEEHAN



**21** TOMMY VAIL



**22** HAYDEN MURPHY



**23** PARKER CARLSON



**24** NATE LARUE



**25** TANNER BAUMAN




**26** COOPER MCMURRAY




**27** BOBBY PEIRCE




**28** ELLIOT BRAY



**29** CHRISTIAN HERBERHOLZ



**31** MIKE BELLO



**33** WILL CANNON



**41** JOHN ARMSTRONG



**43** CHASE ISBELL




**44** RYAN OLSON



**45** JOSEPH GONZALEZ



**46** CHASE ALLSUP




**47** CAMERON KESHOCK



**51** TY MAULDIN



**54** KONNER COPELAND



**77** ZACH CROTCHFELT



**30** BUTCH THOMPSON



**36** KARL NONEMAKER



**39** GABE GROSS



**40** DARON SCHOENROCK