



# 2022 AUBURN BASEBALL

AUBURN ATHLETICS COMMUNICATIONS: 392 SOUTH DONAHUE DRIVE || AUBURN, AL 36849 || AUBURNTIGERS.COM || @AUBURN\_BASEBALL

## 2022 SCHEDULE

Day	Date	Opponent	Time/Result
Fri	Feb. 18	vs. Oklahoma	L, 0-3
Sat	Feb. 19	vs. #12 Texas Tech	W, 2-1
Sun	Feb. 20	vs. Kansas State	W, 12-1
<b>WED FEB. 23</b>		<b>TROY</b>	<b>W, 13-1</b>
<b>FRI FEB. 25</b>		<b>YALE</b>	<b>W, 9-0</b>
<b>SAT FEB. 26</b>		<b>YALE</b>	<b>W, 4-3</b>
<b>SAT FEB. 26</b>		<b>YALE</b>	<b>L, 4-5 (10)</b>
<b>TUE MAR. 1</b>		<b>ALABAMA STATE</b>	<b>W, 13-7</b>
<b>WED MAR. 2</b>		<b>UAB</b>	<b>W, 13-1</b>
<b>FRI MAR. 4</b>		<b>RHODE ISLAND</b>	<b>W, 7-2</b>
<b>SAT MAR. 5</b>		<b>RHODE ISLAND</b>	<b>W, 16-0</b>
<b>SAT MAR. 5</b>		<b>RHODE ISLAND</b>	<b>W, 12-0</b>
<b>SUN MAR. 6</b>		<b>RHODE ISLAND</b>	<b>W, 14-1</b>
Wed	Mar. 9	vs. Tennessee Tech	W, 4-3
<b>FRI MAR. 11</b>		<b>MIDDLE TENNESSEE</b>	<b>L, 8-10</b>
<b>SAT MAR. 12</b>		<b>MIDDLE TENNESSEE</b>	<b>W, 10-7</b>
<b>SUN MAR. 13</b>		<b>MIDDLE TENNESSEE</b>	<b>L, 3-4 (8)</b>
<b>THU MAR. 17</b>		<b>#1 OLE MISS</b>	<b>L, 6-13</b>
<b>FRI MAR. 18</b>		<b>#1 OLE MISS</b>	<b>W, 19-5</b>
<b>SAT MAR. 19</b>		<b>#1 OLE MISS</b>	<b>L, 2-15</b>
Tue	Mar. 22	vs. South Alabama	6 pm
Fri	Mar. 25	at Texas A&M	6:30 pm
Sat	Mar. 26	at Texas A&M	2 pm
Sun	Mar. 27	at Texas A&M	1 pm
<b>TUE MAR. 29</b>		<b>JACKSONVILLE STATE</b>	<b>6 PM</b>
Thu	Mar. 31	at #8 LSU	6 pm
Fri	Apr. 1	at #8 LSU	6:30 pm
Sat	Apr. 2	at #8 LSU	1 pm
Tue	Apr. 5	at UAB	6 pm
<b>FRI APR. 8</b>		<b>#3 VANDERBILT</b>	<b>6 PM</b>
<b>SAT APR. 9</b>		<b>#3 VANDERBILT</b>	<b>4 PM</b>
<b>SUN APR. 10</b>		<b>#3 VANDERBILT</b>	<b>1 PM</b>
<b>TUE APR. 12</b>		<b>SAMFORD</b>	<b>6 PM</b>
Thu	Apr. 14	at #24 Miss. State	7 pm
Fri	Apr. 15	at #24 Miss. State	6 pm
Sat	Apr. 16	at #24 Miss. State	1 pm
<b>TUE APR. 19</b>		<b>ALABAMA STATE</b>	<b>6 PM</b>
<b>WED APR. 20</b>		<b>KENNESAW STATE</b>	<b>6 PM</b>
<b>FRI APR. 22</b>		<b>SOUTH CAROLINA</b>	<b>6 PM</b>
<b>SAT APR. 23</b>		<b>SOUTH CAROLINA</b>	<b>2 PM</b>
<b>SUN APR. 24</b>		<b>SOUTH CAROLINA</b>	<b>1 PM</b>
Tue	Apr. 26	at Jacksonville State	6 pm
Fri	Apr. 29	at #5 Tennessee	6 pm
Sat	Apr. 30	at #5 Tennessee	6 pm
Sun	Apr. 31	at #5 Tennessee	1 pm
<b>FRI MAY 6</b>		<b>#4 ARKANSAS</b>	<b>6 PM</b>
<b>SAT MAY 7</b>		<b>#4 ARKANSAS</b>	<b>4:30 PM</b>
<b>SUN MAY 8</b>		<b>#4 ARKANSAS</b>	<b>1 PM</b>
Tue	May 10	at Troy	6 pm
<b>FRI MAY 13</b>		<b>ALABAMA</b>	<b>7:30 PM</b>
<b>SAT MAY 14</b>		<b>ALABAMA</b>	<b>2 PM</b>
<b>SUN MAY 15</b>		<b>ALABAMA</b>	<b>3 PM</b>
Tue	May 17	at Samford	6 pm
Thu	May 19	at Kentucky	5:30 pm
Fri	May 20	at Kentucky	5:30 pm
Sat	May 21	at Kentucky	1 pm

### POSTSEASON

May 24-29	SEC Tournament	TBA
June 3-6	NCAA Regionals	TBA
June 10-13	NCAA Super Regionals	TBA
June 17-27	College World Series	TBA

Home games in **BOLD CAPS**

All home games at Plainsman Park | All times central  
^ SEC Tournament



## GAME 21

MONTGOMERY, ALA. (Riverwalk Stadium)



### AUBURN TIGERS (14-6, 1-2 SEC)

Head Coach: Butch Thompson (Birmingham-Southern, 1992)

Career Record: 232-169 (8th season) | Record at Auburn: 193-148 (7th season)

VS.



### SOUTH ALABAMA JAGUARS (15-3, 3-0 SBC)

Head Coach: Mark Calvi (Nova Southeastern, 1991)

Career Record: 328-236 (11th season) | Record at USA: 328-236 (11th season)

### » QUICK HITTERS

- Auburn is 4-0 in midweek games this season and has outscored its midweek opponents 46-12.
- The Tigers are hitting .345 and have turned in a 2.50 ERA in midweek games.
- Blake Rambusch leads the way with a .529 average (9-for-17) in midweek contests.
- Rambusch is currently riding a 10-game hitting streak and is 20-for-40 with 11 runs, five doubles, one triple, one home run and 12 RBI during the span.
- He has multiple hits a team-best 10 games, including four straight and seven of the last nine.
- Sonny DiChiara has homered in seven of the last 13 games. He is tied for third among active players with 48 career home runs.
- Mason Barnett is set to make his third midweek start of the season. Barnett is 1-0 with a 2.79 ERA and 13 strikeouts to two walks in 9.2 innings in midweek starts.
- Auburn is 3-1 in neutral-site games this season and has allowed just eight runs in four games.
- The Tigers are 80-25 (.762) against non-conference opponents in the regular season since the start of the 2018 season, including 44-14 (.759) on the weekend.
- Auburn has won three straight meetings against South Alabama, but the Jaguars are 50-27 in the all-time series.

## PITCHING MATCHUP

AUBURN

SOUTH ALABAMA

TUE | JR RHP Mason Barnett

(1-1, 4.60) vs. R-JR LHP Tyler Lehrmann

(1-0, 2.55)

## GAME INFO

Date: Tuesday, Mar. 22, 2022

Game Time: 6 p.m. CT

Site: Montgomery, Ala. / Riverwalk Stadium (7,000)

TV: None

Talent: N/A

Radio: 93.9 / 95.9 FM | AuburnTigers.com

Talent: Andy Burcham, Brad Law

Live Stats: StatBroadcast.com

Twitter Updates: @AuburnBaseball

Postgame Recap: AuburnTigers.com

Series History: South Alabama leads, 50-27

Auburn: South Alabama leads, 20-14

Mobile: South Alabama leads, 26-10

Neutral: Series tied, 1-1

Last Meeting: Auburn 6, South Alabama 2 (3/12/19)

Streak: W3

## AUBURN

14-6, 1-2 SEC

### Team Leaders

Batting Average: SR IF **Sonny DiChiara** (.458)

Runs: Two tied (21)

2B: JR OF **Bryson Ware** (8)

HR: SR IF **Sonny DiChiara** (7)

RBI: R-SO C/OF **Ryan Dyal** (24)

Stolen Bases: R-JR IF **Blake Rambusch** (5-9)

## SOUTH ALABAMA

15-3, 3-0 SBC

### Team Leaders

Batting Average: SR OF **Miles Simington** (.455)

Runs: Two tied (19)

2B: R-SR IF **Hunter Stokes** (7)

HR: JR IF **Santi Montiel** (5)

RBI: SR OF **Miles Simington** (21)

Stolen Bases: FR OF **Will Turner** (7-8)

## POTENTIAL STARTING LINEUP

Pos.	#	Player	AVG	AB	R	H	2B	3B	HR	RBI	SB-SBA	BB
C	6	Ryan Dyal	.273	66	21	18	4	0	4	24	0-0	13
1B	17	Sonny DiChiara	.458	48	18	22	7	0	7	18	0-0	17
2B	11	Garrett Farquhar	.233	30	10	7	1	0	1	6	0-0	3
3B	11	Blake Rambusch	.413	80	20	33	5	1	2	18	5-9	8
SS	4	Brody Moore	.304	69	21	21	3	0	1	6	1-1	12
LF	31	Mike Bello	.545	11	4	6	2	0	0	4	0-0	2
CF	5	Kason Howell	.355	76	17	27	7	1	2	20	4-4	8
RF	8	Bryson Ware	.284	67	18	19	8	1	1	18	3-3	8
DH	19	Brooks Carlson	.276	29	11	8	0	0	1	3	0-0	6

## AUBURN'S RECORD WHEN...

	2022	Under Thompson
Overall	14-6	193-148
SEC	1-2	64-88
Non-Conference	13-4	117-49
Postseason	0-0	15-14
Home	11-5	132-68
Away	0-0	42-61
Neutral	3-1	17-17
Current streak	L1	L1
Last 5 games	2-3	2-3
Last 10 games	6-4	6-4

### Situational:

AU scores first	7-1	130-49
Opp. scores first	7-5	63-99
AU scores 4+ runs	13-3	175-66
AU scores 3 runs or less	1-3	18-82
AU leads after 7 innings	11-1	156-15
8 innings	12-1	176-13
AU trails after 7 innings	1-4	13-107
8 innings	0-4	4-116
Game tied after 7 innings	1-0	19-22
8 innings	1-0	6-13
Extra Innings	0-2	9-17
1-run games	3-2	39-41
2-run games	0-1	21-15
3-run games	1-1	21-19
Games decided by 5+ runs	10-2	94-45
vs. LH Starter	3-2	58-48
vs. RH Starter	11-4	136-99
More hits than opponent	9-2	143-27
Fewer hits than opponent	3-3	32-110
Hits are tied	2-1	16-12
AU has 10+ hits	11-2	119-58
Opp. has 10+ hits	3-3	46-93
Hit a home run	8-3	125-60
Opp. hits a home run	4-5	79-94
AU quality start	2-2	63-22
Opp. quality start	0-1	25-56
AU commits no errors	8-2	85-38
Opp. commits no error	6-3	51-75

### By Day:

Sunday	3-1	31-27
Monday	0-0	1-2
Tuesday	1-0	38-16
Wednesday	3-0	17-6
Thursday	0-1	7-15
Friday	3-2	47-34
Saturday	4-2	49-46
Day Games (first pitch before 6 p.m.)	7-4	113-79
Night Games (first pitch after 6 p.m.)	7-2	80-69
Doubleheaders	4-2	25-15

### By Month:

February	5-2	45-14
March	9-4	70-39
April	0-0	38-46
May	0-0	28-41
June	0-0	10-7

### By Jersey:

White	5-2	55-32
Blue	0-2	33-31
Orange	5-0	44-29
Gray	1-0	21-35
Pinstripes	3-2	30-19
Cream Throwback	0-0	8-2

## UNIVERSITY INFORMATION

<b>Location</b>	Auburn, Ala.
<b>Enrollment</b>	31,526
<b>Founded</b>	October 1, 1856
<b>Nickname</b>	Tigers
<b>Colors</b>	Burnt Orange and Navy Blue
<b>President</b>	Dr. Jay Gogue
<b>Athletics Director</b>	Allen Greene
<b>Conference</b>	Southeastern (SEC West)
<b>Stadium / Capacity</b>	Samford Stadium-Hitchcock Field at Plainsman Park / 4,096
<b>Ticket Office Phone</b>	855-282-2010

## BASEBALL COACHING / SUPPORT STAFF

<b>Head Coach</b>	Butch Thompson (Birmingham-Southern, 1992)
<b>Record at Auburn / Seasons</b>	193-148 (.568) / 7th
<b>Career Coaching Record / Seasons</b>	232-169 (.580) / 8th
<b>Assistant Coach</b>	Karl Nonemaker (Vanderbilt, 2002)
<b>Assistant Coach</b>	Gabe Gross (Auburn, 2012)
<b>Volunteer Assistant</b>	Tim Hudson (Auburn, 2021)
<b>Director of Player Development</b>	Aaron Everett (UT Martin, 2012)
<b>Director of Operations</b>	Greg Drye (Southern Miss, 1998)
<b>Athletic Trainer</b>	Anthony Sandersen (South Dakota State, 2004)
<b>Strength &amp; Conditioning</b>	Chris Joyner (Minnesota State - Mankato, 2001)

## PROGRAM HISTORY

<b>Modern Era Program Record (since 1949)</b>	2,002-1,381-4 (.592)
<b>College World Series Appearances / Last</b>	5 / 2019
<b>College World Series Record</b>	3-10 (.231)
<b>NCAA Regional Appearances / Last</b>	22 / 2019
<b>NCAA Regional Record</b>	51-45 (.531)
<b>NCAA Super Regional Appearances / Last</b>	3 / 2019
<b>NCAA Super Regional Record</b>	3-5 (.375)
<b>Last Postseason Opponent</b>	Louisville / 2019 College World Series
<b>Result</b>	Lost, 5-3

## POSTSEASON HISTORY

**College World Series Appearances: 5** (1967, 1976, 1994, 1997, 2019)

**Super Regional Appearances: 3** (1999, 2018, 2019)

**NCAA Regional Appearances: 22** (1963, 1967, 1976, 1978, 1987, 1989, 1993-95, 1997-2003, 2005, 2010, 2015, 2017, 2018, 2019)

**NCAA Regional Titles: 7** (1967, 1976, 1994, 1997, 1999, 2018, 2019)

## MEDIA RELATIONS

**Baseball Contact:** George Nunnelley, Asst. Director - Athletics Comm.

**Cell:** 502-609-9982

**Email:** gnnunnelley@auburn.edu

**Twitter:** @gnunnelley

**Associate AD:** Kirk Sampson

**2022 AUBURN BASEBALL ROSTER**

No.	Name	Pos.	Cl.	B/T	Ht.	Wt.	Exp.	Hometown (Previous School)
1	Blake Rambusch	IF/OF	R-Jr.	R/R	5-9	175	JC	Austin, Texas (Grayson College)
2	Josh Hall	OF	R-Jr.	L/R	5-9	192	1L	Birmingham, Ala. (Ole Miss)
4	Brody Moore	IF	Sr.	R/R	5-11	183	3L	Oneonta, Ala. (Oneonta)
5	Kason Howell	OF	Sr.	R/R	6-0	180	3L	Argyle, Texas (Liberty Christian)
6	Ryan Dyal	C	R-So.	L/R	5-10	197	1L	Senoia, Ga. (East Coweta)
7	Cole Foster	IF	So.	S/R	6-1	190	1L	Plano, Texas (Plano Senior)
8	Bryson Ware	OF	Jr.	R/R	6-2	193	1L	Madison, Miss. (Pearl River CC)
9	Cade Granzow	RHP	Fr.	R/R	6-3	220	HS	Franklin, Tenn. (Brentwood)
11	Garrett Farquhar	IF	5th	R/R	5-11	187	2L	Hoover, Ala. (Shelton State CC)
13	Ben Schorr	C	R-Fr.	R/R	6-0	185	RS	Columbus, Ga. (Columbus)
14	Brooks Fuller	LHP	Sr.	L/L	6-3	210	3L	Auburn, Ala. (Auburn)
16	Cam Hill	IF/LHP	So.	L/L	6-5	214	1L	Madison, Ala. (Bob Jones)
17	Sonny DiChiara	IF	Sr.	R/R	6-1	263	TR	Hoover, Ala. (Samford)
18	Mason Barnett	RHP	Jr.	R/R	6-0	218	2L	Cartersville, Ga. (Cartersville)
19	Brooks Carlson	IF	Gr.	R/R	5-11	192	TR	Mobile, Ala. (Samford)
20	Hayden Mullins	LHP	Jr.	L/L	6-0	194	2L	Gallatin, Tenn. (Hendersonville)
21	Trace Bright	RHP	Jr.	R/R	6-4	199	2L	Montgomery, Ala. (Trinity Presbyterian)
22	Garrett Wade	LHP	R-Jr.	L/L	6-3	199	2L	Hartselle, Ala. (Hartselle)
23	Parker Carlson	RHP	Fr.	R/R	6-1	170	HS	Mobile, Ala. (Faith Academy)
27	Bobby Peirce	OF	R-Jr.	R/R	6-2	181	1L	Scottsdale, Ariz. (South Mountain CC)
28	Nate LaRue	C/RHP	Jr.	R/R	6-3	217	2L	Mobile, Ala. (McGill-Toolen)
29	Carson Skipper	LHP	Sr.	L/L	6-2	211	3L	Trussville, Ala. (Trussville)
31	Mike Bello	OF	Fr.	L/L	6-1	190	HS	Oak Ridge, N.J. (Pope John XXIII)
32	Carson Swilling	RHP	So.	R/R	5-11	196	1L	Smiths Station, Ala. (Smiths Station)
34	Ben Bosse	RHP	Fr.	R/R	6-1	194	HS	Brenham, Texas (Brenham)
37	Mason Land	IF	Jr.	L/R	5-10	173	JC	Cantonment, Fla. (Chattahoochee Valley CC)
40	Blake Burkhalter	RHP	Jr.	R/R	6-0	204	2L	Dothan, Ala. (Northview)
41	John Armstrong	RHP	Fr.	R/R	5-11	200	HS	Marietta, Ga. (Harrison)
43	Chase Isbell	RHP	Jr.	R/R	6-2	198	TR	Springville, Ala. (Samford)
44	Grant Newton	RHP	R-Jr.	R/R	6-4	236	TR	Orange County, Calif. (Santa Ana College)
45	Joseph Gonzalez	RHP	So.	R/R	6-4	230	1L	Humacao, P.R. (Leadership Christian Academy)
46	Chase Allsup	RHP	Fr.	R/R	6-1	220	HS	Dothan, Ala. (Dothan)
47	Tommy Sheehan	LHP	Gr.	L/L	6-0	209	TR	Brielle, N.J. (Notre Dame)
50	Jake Wyandt	C	Gr.	R/R	5-11	195	TR	Laurel, Md. (Presbyterian)
51	Luke Burk	IF	Jr.	R/R	6-0	219	JC	Galena, Mo. (Neosho County CC)
52	Jordan Armstrong	RHP	Sr.	R/R	6-2	184	JC	McDonough, Ga. (Chattahoochee Valley CC)
54	Konner Copeland	LHP	So.	L/L	6-2	178	JC	Mobile, Ala. (Pensacola State CC)
57	Tyler Drabick	RHP	Gr.	R/R	6-2	193	TR	Canton, Ohio (Lipscomb)
72	Brody Moss	IF	Fr.	L/R	5-11	173	HS	Helena, Ala. (Helena)

**COACHES & STAFF**

30	Butch Thompson	Head Coach
35	Karl Nonemaker	Assistant Coach
39	Gabe Gross	Assistant Coach
15	Tim Hudson	Volunteer Assistant Coach
	Aaron Everett	Director of Player Development
	Greg Drye	Director of Operations
	Chris Joyner	Strength & Conditioning
	Anthony Sandersen	Athletic Trainer
	Jeremy Page	Athletic Trainer Intern

**PRONUNCIATION GUIDE**

Ben BOSSE.....	BOSSY
Sonny DICHARA .....	De-SHARE-uh
Ryan DYAL.....	DIAL
Garrett FARQUHAR .....	FAR-kwar
Cade GRANZOW.....	Gran-ZO
KASON Howell.....	KAY-son
Chase ISBELL.....	IZ-bull
Ben SCHORR.....	SHORE
Jake WYANDT.....	Why-ANDT

**30 BUTCH THOMPSON HEAD COACH**

**THE AUBURN SKIPPER**

- Eight College World Series appearances / 17 postseason appearances
- 2013 National Runner-up (Mississippi State)
- 2001 National Champion (Birmingham-Southern)
- 2014 Baseball America/ABCA National Assistant Coach of the Year
- 2006 FCA Coach of the Year
- Coached 18 pitchers who went on to pitch in the Major Leagues
- Recruited and coached 33 pitchers who were drafted out of college that weren't drafted out of high school

**Butch Thompson enters his seventh season at the helm of the program in 2021, posting a record of 179-142 in his first six seasons. He led the program to the first College World Series appearance in 22 years in 2019 and took the Tigers to three straight regionals for the first time since 2001-03.**

Butch Thompson was named Auburn's head baseball coach on October 22, 2015 and enters his seventh season with the Tigers in 2021.

Thompson, who spent three seasons as an assistant coach and recruiting coordinator at Auburn from 2006-08, returned to The Plains after seven seasons at Mississippi State as both associate head coach and pitching coach.

A native of Amory, Miss., Thompson has coached 31 Division I All-Americans and 40 all-conference performers. He has seen 18 of his former pitchers make their Major League Baseball debuts, including 12 since 2014. Thompson has also turned 33 pitchers who went undrafted out of high school into MLB draft picks.

Thompson had three pitchers drafted in the first 11 rounds in 2014 and five pitchers drafted, including three in the top 10 rounds, in 2013. He added a first-round selection in the 2016 draft, a third-round pick in Keegan Thompson in 2017 and the first No. 1 overall pick in program history in Casey Mize in 2018. With Tanner Burns also going as a supplemental first round pick in 2020, Auburn became one of four programs with a pair of pitchers drafted in the first round from 2018-20.

Along with his pitching pedigree, Thompson is also considered one of the top recruiters in the country. Since 2003, he has secured 14 recruiting classes that were ranked in the top 10 by either Baseball America or Perfect Game, including the No. 5 signing class in 2017 and a program record No. 4 class in 2018. His classes signed from 2006-08 at Auburn each ranked in the top 18 nationally, including the No. 5 class in 2008, which included All-American and SEC Player of the Year Hunter Morris.

In 29 years of coaching at the collegiate level, including 20 in the Southeastern Conference, Thompson has coached eight College World Series participants, including leading the Tigers to the program's first trip to the College World Series in 22 years in 2019. Thompson has also coached one national champion and a national runner-up, won nine conference championships and made 17 postseason appearances. He has also served as an assistant under three National Coach of the Year recipients.

Thompson was named the 2006 Fellowship of Christian Athletes SEC Coach of the Year while at Auburn and the 2014 Baseball America and American Baseball Coaches Association (ABCA) National Assistant Coach of the Year while at Mississippi State.

Thompson has returned the Tigers to prominence in five seasons on The Plains as he has guided the team to a 179-142 overall record and took the team to three straight NCAA Tournament appearances for the first time since 2001-03, including back-to-back super regionals for the first time in program history. After advancing to the College World Series in 2019 and a winner-take-all game three in the Gainesville Super Regional in 2018, the Tigers finished those respective seasons ranked as high as No. 8 and No. 9. It marked the third time in program history the team has finished back-to-back seasons in the top 10.

Entering the 2019 postseason as the No. 2 seed in the Atlanta Regional, Auburn became the only program to sweep a regional on the road in each of the last two seasons before also becoming the first team to defeat North Carolina in a Chapel Hill Super Regional in 2019, punching its ticket to Omaha for the first time since 1997.

In seven seasons at MSU, Thompson made four NCAA regional trips, two Super Regionals, won the SEC Tournament and advanced to the College World Series finishing as NCAA runner-up in 2013. In three of his last four seasons in Starkville, the Bulldogs' staff ERA finished no higher than 3.06. Thompson's 2013 pitching staff was one of two nationally to finish in the top 15 in ERA, strikeouts per nine innings and hits allowed per nine innings.



In addition to his experience at Auburn and Mississippi State, Thompson also spent four seasons at Georgia from 2002-05, including a trip to the College World Series in 2004. While there, he guided the development of future Major Leaguers Josh Fields, Mitchell Boggs and Brooks Brown.

Thompson launched his coaching career as pitching coach and top assistant at Huntingdon College (Ala.) in 1993, before returning to his alma mater in Birmingham, where he helped lead the Panthers to back-to-back Southern States Conference Championships and in 1995 coached BSC to its first NAIA World Series berth.

Thompson left BSC briefly to serve as head coach at Jefferson State Community College in Birmingham in 1997. While at JSCC, he was honored as the Regional Tournament Coach of the Year, the ABCA Alabama Junior College Coach of the Year and the Southeast Region Coach of the Year after guiding JSCC to a 39-21 mark, the AJCAA Region 22 State Championship and a third-place finish in the NJCAA Division II World Series.

He returned to Birmingham-Southern as top assistant the following season, beginning a four-year run during the most successful span in BSC baseball history. The Panthers won 196 games and four TranSouth Conference Championships and made three-consecutive appearances in the NAIA World Series. BSC's 2001 team posted a school-best 55-11 mark and captured the NAIA National Championship.

In 2002, Thompson joined the SEC baseball coaching fraternity as a pitching coach and recruiting coordinator at Georgia and has been a part of the league for the past 17 seasons.

Thompson currently serves as the large-school representative for the Alabama Baseball Coaches Association and is an All-American committee member representing the South region for the ABCA.

Thompson prepped at Amory (Miss.) High School and later starred as a pitcher at Itawamba (Miss.) Community College from 1989-90. He is a member of both the ICC Athletic Hall of Fame (Class of 2014) and MACCC Hall of Fame (Class of 2021).

Thompson earned a Bachelor's Degree in History at BSC in 1992 and completed a Master's Degree in Sports Administration at UAB in 1996. He is married to the former Robin Ashe of Birmingham, Ala., and they are the parents of three daughters --- Anna, Olivia and Madelyn Gail.

**NATIONAL POLLS**

**NEWS & NOTES**

**BASEBALL AMERICA**

Mar. 21

1. Ole Miss\*
2. Oregon State
3. Texas
4. Virginia
5. Vanderbilt\*
6. Arkansas\*
7. Tennessee\*
8. Florida State
9. Florida
10. Oklahoma State
11. Notre Dame
12. Arizona
13. Liberty
14. North Carolina
15. Louisville
16. Georgia Tech
17. Georgia
18. Stanford
19. Gonzaga
20. Clemson
21. Maryland
22. Texas State
23. Texas Tech\*
24. Miami
25. Old Dominion

**D1 BASEBALL**

Mar. 21

1. Ole Miss\*
2. Texas
3. Arkansas\*
4. Vanderbilt\*
5. Tennessee\*
6. Oregon State
7. Florida State
8. Florida
9. Oklahoma State
10. Virginia
11. Arizona
12. Notre Dame
13. North Carolina
14. Georgia Tech
15. Liberty
16. Texas Tech\*
17. Georgia
18. Louisville
19. TCU
20. Texas State
21. LSU\*
22. Maryland
23. Gonzaga
24. Clemson
25. Connecticut

**USA TODAY**

Mar. 21

1. Vanderbilt\*
2. Ole Miss\*
3. Texas
4. Arkansas\*
5. Tennessee\*
6. Oregon State
7. Florida
8. Virginia
9. Arizona
10. Florida State
11. Texas Tech\*
12. North Carolina
13. Oklahoma State
14. Georgia
15. Notre Dame
16. Georgia Tech
17. Liberty
18. LSU\*
19. TCU
20. Maryland
21. Texas State
22. Louisville
23. Clemson
24. Stanford
25. Gonzaga

**NCBWA**

Mar. 14

1. Vanderbilt\*
2. Ole Miss\*
3. Texas
4. Arkansas\*
5. Oregon State
5. Notre Dame
7. Tennessee\*
8. Georgia Tech
9. LSU\*
10. Florida
11. Stanford
12. Texas Tech\*
13. Florida State
14. Arizona
15. North Carolina
16. Virginia
17. Liberty
18. Oklahoma State
19. Georgia
20. Clemson
21. TCU
22. Maryland
23. Mississippi State\*
24. Gonzaga
25. Old Dominion

**PERFECT GAME**

Mar. 21

1. Tennessee\*
2. Vanderbilt\*
3. Texas
4. Oklahoma State
5. Ole Miss\*
6. Arkansas\*
7. Oregon State
8. Virginia
9. Notre Dame
10. Florida State
11. Texas Tech\*
12. Georgia Tech
13. TCU
14. Florida
15. Arizona
16. Liberty
17. North Carolina
18. Connecticut
19. Louisville
20. Texas State
21. LSU\*
22. Miami
23. Maryland
24. Wake Forest
25. Clemson

**COLLEGIATE BASEBALL**

Mar. 21

1. Vanderbilt\*
2. Tennessee\*
3. Virginia
4. Texas
5. Arkansas\*
6. North Carolina
7. Georgia
8. Ole Miss\*
9. Texas State
10. Arizona
11. Oregon State
12. Georgia Tech
13. Florida
14. LSU\*
15. Louisville
16. Texas Tech\*
17. Purdue
18. Old Dominion
19. Notre Dame
20. Liberty
21. Oregon
22. Florida State
23. Miami
24. Gonzaga
25. Oklahoma State

**AUBURN IN THE POLLS**

**BA D1 CB NC PG USA**

Pre.	NR	NR	NR	NR	NR	NR
2/21	NR	NR	NR	NR	NR	NR
2/28	NR	NR	NR	NR	NR	NR
3/7	NR	NR	NR	NR	NR	NR
3/14	NR	NR	NR	NR	NR	NR
3/21	NR	NR	NR	NR	NR	NR

**SCOUTING THE JAGUARS**

- South Alabama enters the week with a 15-3 overall record, riding a seven-game win streak and having won 14 of its last 15 contests.
- The Jaguars swept UT Arlington and outscored the Mavericks 35-10 in the Sun Belt opener last weekend.
- Offensively, South Alabama is hitting .294 as a team and is led by Miles Simington's .455 clip, which ranks 16th in the NCAA.
- On the mound, the Jaguars rank in the top 10 in the country in ERA (2.64), hits allowed per nine innings (6.20) and WHIP (1.05).

**STARTING TO SWING IT**

- Auburn has registered double digit hits in 10 of the last 13 games and is hitting .344 while averaging 10 runs during the stretch.
- The Tigers had 10+ hits in six straight games from Mar. 1-6, marking the longest such streak since 2016.
- Auburn has also scored double digit runs in seven of the last 13 games, including a season-high 19 runs against No. 1 Ole Miss last Friday.

**RAMBUSCH RAKES**

- Junior college transfer Blake Rambusch, who ranked 11th in the NJCAA with a .444 average a season ago, ranks second in the SEC and 20th in the NCAA with 33 hits in his first 20 games at the Division I level.
- Rambusch leads the team with 10 multi-hit games, including four straight and seven in the last nine contests.
- The redshirt junior has reached base in 77 of the last 78 games dating back to the final 13 games of his freshman season at Grayson College in 2019.
- Rambusch is currently riding a 10-game hitting streak and is 20-for-40 (.500) with 11 runs, five doubles, a triple, homer and 12 RBI during the streak.

**SONNY KEEPS ON SLUGGING**

- Senior transfer Sonny DiChiara leads the SEC in average (.458), on-base percentage (.606) and slugging percentage (1.042), ranking second in the country in the latter two.
- Fourteen of DiChiara's first 22 hits are for extra bases and he has an extra-base hit in 10 of 16 games this season, including multiple extra-base hits on four occasions.
- DiChiara has reached multiple times in 15 of 16 games.
- He has homered seven times in the last 13 games, including in each of his first two career SEC games and his first career SEC at-bat.

**MIKEY MAKING THE MOST OF IT**

- Freshman outfielder Mike Bello made his first career start Friday vs. No. 1 Ole Miss and went 3-for-3 with four runs, a walk, hit-by-pitch and two RBI.
- Bello became the first Auburn freshman to reach base five times in a game since Steven Williams did so in the first game of the 2018 Raleigh Regional.
- He also became the first Auburn freshman with three hits and four runs in a game this season.

**PITCHING STARTED ON POINT**

- The Auburn pitching staff allowed 28 runs through the first 14 games, marking the fewest since allowing 24 runs in the first 14 recorded scores from the 1940 season (the 13th game was a tie with no recorded score), and went 12-2 during the stretch.
- However, the Tigers have allowed 54 runs in the last six games and are 2-4 in the span.

**STRIKING 'EM OUT**

- Auburn struck out a season high 19 batters in the series opener against Yale on Feb. 25.
- The 19 strikeouts were the most in a game since striking out 20 in a 15-inning contest against Arkansas in 2019 and tied for the most in a nine-inning game in the Stat Crew era (since at least 1994).

**HOWELL'S HEATING UP**

- After going hitless in the first three games of the season, senior outfielder Kason Howell is hitting .397 (27-for-68) with 17 runs, seven doubles, a triple, two homers and 17 RBI in the last 17 games.
- Howell has matched a career best with three hits on five occasions already this season.
- He hit a walk-off homer to clinch the series against Yale three weekends ago. The walk-off homer was the first of Howell's career and the first by an Auburn player since Steven Williams in the 2019 Atlanta Regional.

**DYAL-ED IN**

- Redshirt sophomore Ryan Dyal was named a Collegiate Baseball National Player of the Week after leading the SEC with 12 RBI in six games from Mar. 1-6.
- Dyal went 6-for-12 with three doubles, two homers and 10 RBI against Rhode Island.
- He is hitting .316 with three doubles, four homers and 18 RBI in the last 11 games.

**WYANDT ON WATCH LIST**

- Graduate transfer Jake Wyandt was named to the Buster Posey Award watch list last week.
- Wyandt has collected a hit in seven of the last eight games and is hitting .391 with seven runs, a double, homer and 11 RBI during the span.

**WARE-ING 'EM OUT**

- Junior outfielder Bryson Ware hit his first career grand slam in the first inning of the team's 13-1 win in the home opener vs. Troy.
- Ware ultimately drove in a career high six runs in the contest and matched the RBI total in a 16-1 win against UAB on Mar. 2, going 3-for-4 with two doubles and a triple.
- Ware is the first Auburn player with six or more RBI in two games in a season since 2011
- He is hitting .424 (14-for-33) with 11 runs, five doubles, a homer and nine RBI since Mar. 2.

**LIKE FATHER, LIKE SON**

- Senior infielder Brody Moore is the son of former Auburn and All-SEC shortstop Brandon Moore (1991-94).
- After wearing No. 19 and playing second base/utility in his first three seasons on the Plains, Brody has a new number and position in 2022 - No. 4 and shortstop - just like his dad.
- Brandon hit .332 in four years and 242 games in an Auburn uniform. Brody, who collected his 100th career hit against Middle Tennessee, is a .305 hitter in parts of three seasons and 98 games.

**NCAA ACTIVE RANKS**

- A pair of newcomers in Brooks Carlson and Sonny DiChiara rank in the top five among active players in a pair of offensive categories.
- DiChiara is tied for third among active players with 48 career home runs.
- Carlson is fifth among active players with 246 career hits. He also ranks in the top 10 in career doubles (50), RBI (147) and total bases (382).

**BURKY AND SKIP IN THE BULLPEN**

- Junior Blake Burkhalter and senior Carson Skipper were two of nine SEC relievers named to the NCBWA Stopper of the Year Watch List.
- Auburn was one of two SEC programs with multiple honorees (Vanderbilt).
- It marks the fifth straight season an Auburn pitcher has been recognized on the list, including the second straight for Skipper.

**ONE-RUN AFFAIRS**

- After going 6-11 one-run games last year, Auburn is 3-2 in one-run games this season.
- A year ago, thirteen of Auburn's 30 SEC games, including seven of its first 10, were decided by one run and seven more were decided by two runs.
- The Tigers went 4-9 in one-run games and 6-14 in games decided by two runs or less in league play.

**BIG SHOES TO FILL**

- Auburn is forced to replace its top three hitters and five everyday starters from a year ago in shortstop Ryan Bliss, third baseman Rankin Woley, first baseman Tyler Miller and outfielders Steven Williams and Judd Ward.
- The quintet combined to hit .296 with 192 runs, 50 doubles, 58 home runs and 191 RBI.

**TWENTY-SIX YEARS IN THE MAKING**

- Volunteer assistant and pitching coach Tim Hudson, who began his time on the Plains as a player in the fall of 1995, recently earned his degree in interdisciplinary studies with emphases on health promotion and philanthropy studies on Dec. 11, 2021.

**MLB SUCCESS ON STAFF**

- Auburn's coaching staff has 54 years of experience in professional baseball, including 32 years in the MLB between pitching coach Tim Hudson (17 years), hitting coach Gabe Gross (seven years), strength coach Chris Joyner (eight years).
- Other members of the coaching and support staff with professional experience include assistant coach Karl Nonemaker, director of player development Aaron Everett and athletic trainer Anthony Sandersen.

**AUBURN IN THE MLB DRAFT**

- The 2021 MLB Draft marked the 47th consecutive year Auburn had at least one player selected, tied for the longest active streak in the SEC.
- Ryan Bliss was drafted by the Arizona Diamondbacks in the second round with the 42nd overall pick in last year's draft, becoming the fifth-highest position player and ninth-highest draft pick overall in Auburn history.
- It marked the sixth straight season Auburn had a top-five-round pick, marking the first time in program history to accomplish the feat.

**AUBURN IN THE NATIONAL AND SEC RANKINGS**

(as of Mar. 21)

TEAM	TOTAL	NCAA	SEC
Sacrifice flies	17	2	1
Shutouts	3	13	3
On-base percentage	.424	15	4
Runs	174	16	4
Scoring	8.7	20	4
ERA	3.15	21	4
Doubles	46	21	3
Batting average	.312	22	3
Walks	110	24	4
<b>21 TRACE BRIGHT</b>	<b>TOTAL</b>	<b>NCAA</b>	<b>SEC</b>
Starts	5	18	1
<b>17 SONNY DICHIARA</b>	<b>TOTAL</b>	<b>NCAA</b>	<b>SEC</b>
On-base percentage	.606	2	1
Slugging percentage	1.042	2	1
Batting average	.458	11	1
BB/game	1.06	15	2
HR/game	0.44	22	2
<b>1 BLAKE RAMBUSCH</b>	<b>TOTAL</b>	<b>NCAA</b>	<b>SEC</b>
Hits	33	20	2

## THE LAST TIME...

### BATTING SUPERLATIVES

5 hits in a game Anfernee Grier at Kennesaw St. [5-for-6] (4/12/16)  
 6 hits in a game Tyler Johnstone vs. Elon [6-for-7, 2B, 3B] (2/25/05)

Reached base 6 times Bryson Ware vs. Alabama A&M [3-5, 3 BB] (2/24/21)

**4 runs in a game**  
 5 runs in a game **Mike Bello vs. #1 Ole Miss (3/18/22)**  
 6 runs in a game Rankin Woley vs. #18 Boston College (3/6/21)  
 Bryson Ware vs. Alabama A&M (2/24/21)

**10-game hitting streak**  
 15-game hitting streak **Blake Rambusch, 10 games (3/5-pres)**  
 20-game hitting streak Jonah Todd, 16 games, (4/8-5/7/17)  
 25-game hitting streak A. Grier, 22 games, (5/31/15-3/22/16)  
 30-game hitting streak Justin Fradejas, 27 games (3/23-5/7/10)  
 Casey Dunn, 31 games (2/22 [G1]-4/15/97)

3 doubles in a game Ryan Bliss vs. LSU (5/6/21)  
 4 doubles in a game Ken Dempsey vs. Georgia (1971)

2 triples in a game Jay Gonzalez vs. Alabama State (2/28/12)  
 3 triples in a game never

2 home runs in one game Kason Howell at Missouri (5/20/21)  
 3 home runs in one game Tony Caldwell at Kentucky (4/9/11)

7 RBI in a game Brody Moore vs. Alabama A&M (2/24/21)  
 8 RBI in a game Justin Bryant at Georgia (3/19/10)  
 9 RBI in a game Hunter Morris at Georgia (3/21/10)  
 10 RBI in a game Bob Berry vs. Huntington (4/15/82)

**Grand slam home run**  
 Inside-the-park home run **Ryan Dyal vs. Rhode Island (3/6/22)**  
 HR to begin game Kason Howell at Alabama (4/15/21)  
 Two HR in one inning Ryan Bliss vs. #11 Ole Miss (5/25/21)  
 HR in consecutive at-bats Dan Glevenyak at Jacksonville State (8th) (5/7/13)  
 HR in three consecutive at-bats Steven Williams vs. Texas A&M (5/15/21)  
 Edouard Julien vs. Alabama A&M/at UCF (2/20-22/19)  
**HR in consecutive games**  
**HR in three consecutive games** **Sonny DiChiara vs. #1 Ole Miss (3/18-19/22)**  
 HR in three consecutive SEC games Trent Mummy (4/17-23/10)  
 HR in four consecutive games Joseph Sanders (5/10-15/08)  
 HR in four consecutive SEC games Mike Bianucci (5/2-9/08)  
 HR in five consecutive games Tim Lemons (4/6-10/85)  
**Walk-off HR**  
 Pinch-hit HR **Kason Howell vs. Yale (G1 - 2/26/22)**  
 Pinch-hit grand slam Cam Hill vs. Kentucky (3/26/21)  
 HR in first at-bat of season Edouard Julien vs. BYU (G1 - 3/3/18)  
 HR in both games of DH Steven Williams vs. Longwood (2/17/18)  
 Dylan Ingram at #7 Mississippi St. (4/29/17)

Hit for the cycle Judd Ward [3B, 1B, HR, 2B] vs. Illinois-Chicago (G1 - 2/15/20)

Hit from both sides of plate in same inning Damon Haecker [5th inn.] vs. Jacksonville St. (3/15/17)  
**Two hits in same inning** **Cam Hill [2B, 1B] vs. Rhode Island [1st] (G2 - 3/5/22)**

**Stole home**  
**Stole two bases in a game** **Josh Hall vs. Kansas State (2/20/22)**  
**Stole three bases in a game** **Blake Rambusch vs. Rhode Island (G1 - 3/5/22)**  
 Anfernee Grier vs. Southern (2/26/16)

**Hit by a pitch 2 times in a game** **Ryan Dyal vs. UAB (3/2/22)**  
 Hit by a pitch 3+ times in a game Dan Glevenyak at Alabama (4) (4/11/14)

Scored 20 or more runs 20 vs. Wright State (2/29/20)  
 Scored 25 or more runs 25 vs. Longwood (2/17/18)  
 Scored 30 or more runs 33 vs. Alabama A&M (2/24/21)

**Scored 5 runs in an Inning** **5, vs. Rhode Island (5th) (3/6/22)**  
 Scored 6 runs in an Inning **6, vs. #1 Ole Miss (7th) (3/18/22)**  
**Scored 7 runs in an Inning** **7, vs. Middle Tennessee (1st) (G1 - 3/13/22)**  
 Scored 8 runs in an Inning 8, at UAB (5th) (3/19/19)  
**Scored 9 runs in an Inning** **9, vs. Rhode Island (1st) (G1 - 3/5/22)**  
 Scored 10+ runs in an Inning 14, vs. Alabama A&M (4th) (2/24/21)  
 Recorded 10+ hits in an Inning 11, vs. Furman (5th) (2/12/00)  
 Scored in every inning vs. Coppin State (3/18/14)

**Recorded 15-19 hits** **15, vs. #1 Ole Miss (3/18/22)**  
 Recorded 20 or more hits 27, vs. Alabama A&M (2/24/21)

Hit 3 or more home runs in an inning 3, vs. Northeastern (6th) (G1 - 3/10/18)  
**Hit 3 or more home runs in a game** **4, vs. Rhode Island (3/6/22)**  
 Hit 5 or more home runs in a game 6, vs. Texas A&M (5/15/21)  
 Hit 7 or more home runs in a game 7, vs. Mississippi State (5/8/10)  
 Hit back-to-back home runs R. Woley & S. Williams vs. Samford (3rd) (4/20/21)  
 Hit back-to-back-to-back home runs R. Bliss, T. Miller & R. Woley vs. Texas A&M (1st) (5/15/21)

**Had 5 doubles** **5, vs. Yale (2/25/22)**  
 Had 6 doubles 6, vs. Jacksonville State (4/21/21)  
 Had 7 doubles 7, vs. Chicago State (3/8/20)  
 Had 8 doubles 8, vs. BYU (G1 - 3/3/18)  
 Had 9+ doubles 11, vs. Alabama A&M (2/24/21)

Stole 5 bases in a game 5, vs. Bethune-Cookman (5/6/14)  
 Stole 6 bases in a game 6, vs. #21 Tennessee (3/17/19)  
 Stole 7 bases in a game 7, vs. Presbyterian (5/8/12)  
 Stole 8 bases in a game 8, vs. Alcorn State (2/22/12)

**Walked 10+ times** **12, vs. #1 Ole Miss (3/18/22)**  
 Did not strike out in a game vs. Belmont (3/11/12)

### PITCHING SUPERLATIVES

**INDIVIDUAL**  
 Nine-inning no-hitter Casey Mize vs. Northeastern (3/9/18)  
 Nine-inning no-hitter (combined) Mike Mueller [2.0], Lee Carter [1.0],  
 Brandon Channell [1.0], Reid Price [1.0], Andrew Skinner [1.0], Arnold Hughey [1.0], Ken Clayton [1.0], Cory Duettt [0.2], Sean Jones [0.1] vs. UAB (3/19/02)

Seven-inning no-hitter Jason Johnson vs. LaGrange College (4/30/91)

Nine-inning perfect game Eric Brandon vs. Murray State (3/2/02)  
 Seven-inning perfect game Jason Johnson vs. LaGrange College (4/30/91)

Nine-inning one-hitter (individual) Keegan Thompson vs. Presbyterian (3/1/14)  
 Nine-inning one-hitter (combined) Tanner Burns [7.0], Cody Greenhill [2.0] vs. Chicago State (3/6/20)

Five-inning one-hitter Kevin Davis [3.2], Jacob Milliman [1.1], vs. Radford (2/22/15)

Nine-inning two-hitter Tanner Burns [9.0] vs. Cincinnati (3/1/19)

Complete game Jack Owen vs. UTSA (3/9/19)  
 Complete game shutout Jack Owen vs. UTSA (3/9/19)  
 Consecutive complete games K. Thompson vs. Arkansas & LSU (4/4 & 4/11/15)

Struck out 10 batters 10 by Tanner Burns vs. Chicago State (3/6/20)  
**Struck out 11 batters** **11 by Jordan Armstrong vs. Yale (2/25/22)**  
 Struck out 12 batters 12 by Casey Mize at Kentucky (3/23/18)  
 Struck out 13 batters 13 by Casey Mize vs. Texas A&M (3/16/18)  
 Struck out 15 batters 15 by Tanner Burns vs. Cincinnati (3/1/19)

**TEAM**  
**Struck out 15+ batters** **Jor. Armstrong [11], Joh. Armstrong [2], Allsup [2], Swilling [1], Bosse [3] vs. Yale (2/25/22)**  
 Fuller [4], Watson [4], Anderson [3], Greenhill [4], Skipper [3], Wade [2] vs. #9 Arkansas (4/5/19)  
 vs. Ga State, at Missouri (4/5-7/16)  
**12-0 [7] vs. Rhode Island (G2 - 3/5/22)**  
**16-0 / 12-0 [7] vs. Rhode Island (3/5/22)**  
 Three straight shutouts 2-0 vs. UT Martin / 6-0 vs. UTSA / 5-0 vs. UTSA (3/6-9/19)  
 Shut out an SEC opponent 3-0 at Missouri (5/21/21)  
 Shut out an SEC opponent on the road 3-0 at Missouri (5/21/21)  
 Consecutive SEC shutouts 5-0 and 4-0 at Miss. State (3/27-28/15)  
 Consecutive SEC shutouts on the road 5-0 and 4-0 at Miss. State (3/27-28/15)  
**Was shut out** **3-0 vs. Oklahoma (2/18/22)**  
 Was held to one hit vs. #24 Missouri (4/1/18)  
 Was no hit vs. #13 Arkansas (5/25/17)

**FIELDING SUPERLATIVES**  
**2 errors in a game** **Jake Wyandt vs. #1 Ole Miss (3/17/22)**  
 3 errors in a game Luke Jarvis vs. Presbyterian (3/11/00)  
 4 errors in a game Brett Burnham at Alabama (4/5/00)

**3 double plays turned in a game** **vs. Middle Tennessee (G2 - 3/13/22)**  
 4 double plays turned in a game at #1 Arkansas (4/3/21)  
 5 double plays turned in a game never

Triple play (Auburn) vs. Memphis (5/22/78)  
 Triple play (Opponent) at Florida [4th] (3/15/08)

Threw a runner out at HP to end game Will Holland vs. Presbyterian (3/12/17)

**MISC. SUPERLATIVES**  
 Won 10 or more consecutive games 15 (2/24-3/22/19)  
 Won 15 or more consecutive games 15 (2/24-3/22/19)  
 Won 8 or more consecutive SEC games 9 (4/1-21/95)  
 Lost 5 or more consecutive games 5 (4/2-11/21)

Home winning streak 21 (1964-66)  
 Road winning streak 14 (1967/1995)  
 Season-opening winning streak 17 (2/7-3/5/97)

Extra-innings victory 10-6, at #20 Georgia [14 inn] (4/30/21)  
**Extra-innings loss** **3-4, vs. Middle Tennessee [8 inn] (G2 - 3/13/22)**

Swept a 3-game series vs. Presbyterian (2/19-21/21)  
 Swept a road series at Alabama (4/20-21/18)  
 Swept a road SEC series at Alabama (4/20-21/18)  
 Swept a SEC series vs. #21 Tennessee (3/15-17/19)  
**Swept a 4-game series** **Rhode Island (3/4-6/22)**  
**Swept a doubleheader** **Rhode Island (3/5/22)**

Allowed 3 runs or fewer in a three-game series 2, vs. Chicago State (3/6-8/20)  
**Allowed 3 runs or fewer in a four-game series** **3, vs. Rhode Island (3/4-6/22)**  
 Allowed 3 runs or fewer in a SEC series 3 vs. Miss. State (3/27-29/15)  
 Allowed 4 runs or fewer in a series 3 vs. UTSA (3/8-9/19)  
 Allowed 4 runs or fewer in a SEC series 4, vs. Georgia (4/23-25/15)  
 Allowed 3 runs or fewer in a road series 3 vs. Miss. State (3/27-29/15)  
 Allowed 3 runs or fewer in a SEC road series 3 vs. Miss. State (3/27-29/15)

Overcome a deficit of 7+ runs 7 runs, [7-0, 12-8] vs. Florida A&M (2/22/17)

Won a 1-0 game vs. Mercer (5/30/15) [NCAA Regional]  
 Lost a 1-0 game vs. Ohio State (2/15/14)

**Walk-off win** **vs. Yale [9 inn.] (G1 - 2/26/22)**  
 Walk-off loss at Alabama [9 inn.] (4/17/21)

# HITTER PROFILES

## 31 • MIKE BELLO OF

6-1 • 190 • FR • Oak Ridge, N.J. • Pope John XXIII  
 • Made his first career start Friday vs. No. 1 Ole Miss  
 • Went 3-for-3 with 4 R, BB, HBP, 2 RBI  
 • Became the first AU freshman to reach base 5 times in a game since Steven Williams in 2018

CAREER STATISTICS											
YEAR	AVG	GP-GS	AB	R	H	2B	3B	HR	RBI	SB-A	
2022	.545	10-2	11	4	6	2	0	0	4	0-0	
SEASON HIGHS						CAREER HIGHS					
AB: 3, two times						3, two times					
R: 4, vs. Ole Miss (3/18)						4, vs. Ole Miss (3/18/22)					
H: 3, vs. Ole Miss (3/18)						3, vs. Ole Miss (3/18/22)					
2B: 1, two times						1, two times					
HR: --						--					
RBI: 2, two times						2, two times					

## 51 • LUKE BURK IF

6-0 • 219 • JR • Galena, Mo. • Neosho County CC  
 • Registered his first Auburn hit vs. UAB (3/2)

CAREER STATISTICS											
YEAR	AVG	GP-GS	AB	R	H	2B	3B	HR	RBI	SB-A	
2020*	.460	17-/	50	14	23	4	0	3	13	3-4	
2021*	.270	39-/	126	31	34	6	0	5	22	0-1	
2022	.143	9-0	7	1	1	0	0	0	0	0-0	
TOTAL	.317	65-0	183	46	58	10	0	8	35	3-5	
SEASON HIGHS						CAREER HIGHS					
AB: 2, two times						6, at Allen County (3/7/20)					
R: 1, vs. UAB (3/2)						3, four times					
H: 1, vs. UAB (3/2)						4, vs. Allen County (3/5/20)					
2B: --						2, vs. Ottawa (3/1/20)					
HR: --						1, eight times					
RBI: --						3, five times					

## 19 • BROOKS CARLSON IF

5-11 • 192 • GR • Mobile, Ala. • Samford  
 • Went 4-for-9 in three games vs. No. 1 Ole Miss  
 • Ranks 5th among active NCAA players in career hits  
 • Rated by Baseball America as the No. 21 impact transfer  
 • Two-time All-SoCon, 2020 All-America

CAREER STATISTICS											
YEAR	AVG	GP-GS	AB	R	H	2B	3B	HR	RBI	SB-A	
2018*	.343	62-61	230	48	79	16	1	10	47	1-3	
2019*	.345	59-59	226	47	78	17	2	6	41	0-1	
2020*	.500	15-15	50	18	25	4	0	3	19	0-1	
2021*	.301	50-49	186	38	56	13	1	6	37	2-2	
2022	.276	10-7	29	11	8	0	0	1	3	0-0	
TOTAL	.341	196-191	721	162	246	50	4	26	147	3-7	
SEASON HIGHS						CAREER HIGHS					
AB: 5, two times						6, three times					
R: 3, vs. Rhode Island (3/5)						3, eight times					
H: 2, vs. Ole Miss (3/17)						4, four times					
2B: --						2, five times					
HR: 1, vs. Rhode Island (3/6)						1, 26 times					
RBI: 2, vs. Rhode Island (3/6)						7, at VMI (5/7/21)					

## 17 • SONNY DICHIARA IF

6-1 • 263 • SR • Hoover, Ala. • Samford  
 • Reached base multiple times in 15 of 16 games  
 • Ranks T-3rd among active players in career HR  
 • Rated by Baseball America as the No. 14 impact transfer  
 • Rated by D1 Baseball as the No. 15 first baseman  
 • Two-time All-SoCon, 2019 Freshman All-America

CAREER STATISTICS											
YEAR	AVG	GP-GS	AB	R	H	2B	3B	HR	RBI	SB-A	
2019*	.293	55-55	198	40	58	7	0	21	55	0-0	
2020*	.328	15-15	61	9	20	3	0	2	21	0-0	
2021*	.273	56-56	194	44	53	9	0	18	46	0-0	
2022	.458	16-16	48	18	22	7	0	7	18	0-0	
TOTAL	.305	142-142	501	111	153	26	0	48	140	0-0	
SEASON HIGHS						CAREER HIGHS					
AB: 5, vs. Yale (2/25)						6, two times					
R: 3, three times						3, five times					
H: 3, vs. Yale (2/25)						4, at Austin Peay (2/21/21)					
2B: 2, vs. Oklahoma (2/18)						2, vs. Oklahoma (2/18/22)					
HR: 1, seven times						2, eight times					
RBI: 4, two times						6, at Wofford (4/26/21)					

## 6 • RYAN DYAL C

5-10 • 197 • R-SO • Senoia, Ga. • East Coweta  
 • Is hitting .316 with 3 2B, 4 HR and 18 RBI in the last 11  
 • Named a Collegiate Baseball National Player of the Week after leading the league with 12 RBI from Mar. 1-6  
 • Became the first AU player with multiple outfield assists in same inning since 1996

CAREER STATISTICS											
YEAR	AVG	GP-GS	AB	R	H	2B	3B	HR	RBI	SB-A	
2021	.200	31-22	70	18	14	2	0	3	7	1-1	
2022	.273	20-20	66	21	18	4	0	4	24	0-0	
TOTAL	.235	51-42	136	39	32	6	0	7	31	1-1	
SEASON HIGHS						CAREER HIGHS					
AB: 5, two times						5, four times					
R: 3, vs. Troy (2/23)						3, two times					
H: 2, six times						2, seven times					
2B: 1, four times						1, two times					
HR: 1, four times						1, seven times					
RBI: 4, vs. Rhode Island (3/6)						4, vs. Rhode Island (3/6/22)					

## 11 • GARRETT FARQUHAR IF

5-11 • 187 • 5th • Hoover, Ala. • Shelton State  
 • Started at 2B in the last two games vs. Ole Miss  
 • Hit a pinch-hit HR vs. URI, the first of his AU career  
 • Collected multiple hits with a 2B and RBI vs UAB (3/2)

CAREER STATISTICS											
YEAR	AVG	GP-GS	AB	R	H	2B	3B	HR	RBI	SB-A	
2018*	.331	52-/	175	39	58	8	2	1	32	10-13	
2019*	.363	55-/	168	54	61	11	2	2	31	14-16	
2020	.263	13-10	38	15	10	2	0	0	10	1-1	
2021	.375	20-5	32	8	12	4	0	0	7	1-1	
2022	.233	17-7	30	10	7	1	0	1	6	0-0	
AU	.290	50-22	100	33	29	7	0	1	23	2-2	
TOTAL	.334	157-22	443	126	148	26	4	4	86	26-31	
SEASON HIGHS						CAREER HIGHS					
AB: 6, vs. UAB (3/2)						6, vs. UAB (3/2/22)					
R: 2, two times						4, two times					
H: 2, vs. UAB (3/2)						3, seven times					
2B: 1, vs. UAB (3/2)						2, two times					
HR: 1, vs. Rhode Island (3/6)						1, four times					
RBI: 2, two times						4, two times					

## 7 • COLE FOSTER IF

6-1 • 190 • SO • Plano, Texas • Plano Senior  
 • Rated by D1 Baseball as the No. 32 second baseman and No. 19 SEC prospect for the 2023 MLB Draft  
 • Rated by Perfect Game as the No. 58 sophomore

CAREER STATISTICS											
YEAR	AVG	GP-GS	AB	R	H	2B	3B	HR	RBI	SB-A	
2021	.292	15-4	24	5	7	3	0	0	1	0-0	
2022	.240	16-16	50	8	12	2	0	1	18	0-1	
TOTAL	.257	31-20	74	13	19	5	0	1	19	0-1	
SEASON HIGHS						CAREER HIGHS					
AB: 5, vs. MTSU (3/11)						5, vs. MTSU (3/11/22)					
R: 2, vs. UAB (3/2)						3, vs. AAMU (2/24/21)					
H: 2, vs. Troy (2/23)						2, two times					
2B: 1, two times						1, five times					
HR: 1, vs. Alabama State (3/1)						1, vs. Alabama State (3/1/22)					
RBI: 4, vs. Alabama State (3/1)						4, vs. Alabama State (3/1/22)					

## 2 • JOSH HALL OF

5-9 • 192 • R-JR • Homewood, Ala • Ole Miss  
 • Became the first AU player since 2010 to steal home vs. K-State (2/20)

CAREER STATISTICS											
YEAR	AVG	GP-GS	AB	R	H	2B	3B	HR	RBI	SB-A	
2019*	.171	54-9	35	12	6	0	1	1	7	10-11	
2021	.326	20-10	43	10	14	2	2	0	9	5-6	
2022	.238	13-5	21	3	5	1	0	0	0	1-1	
AU	.297	33-15	64	13	19	3	2	0	9	6-7	
TOTAL	.253	87-24	99	25	25	3	3	1	16	16-18	
SEASON HIGHS						CAREER HIGHS					
AB: 5, vs. Kansas State (2/20)						5, two times					
R: 1, three times						3, vs. AAMU (2/23/21)					
H: 2, vs. Kansas State (2/20)						3, vs. AAMU (2/23/21)					
2B: 1, vs. Yale (2/25)						1, three times					
HR: --						1, vs. Ark-Pine Bluff (3/20/19)					
RBI: --						3, vs. AAMU (2/23/21)					

## 16 • CAM HILL IF

6-5 • 214 • SO • Madison, Ala • Bob Jones  
 • Is hitting .333 (12-for-36) since the start of March  
 • Rated by Perfect Game as the No. 88 sophomore

CAREER STATISTICS											
YEAR	AVG	GP-GS	AB	R	H	2B	3B	HR	RBI	SB-A	
2021	.270	35-30	111	19	30	6	1	5	22	0-0	
2022	.293	15-12	41	8	12	4	0	0	7	0-1	
TOTAL	.276	50-42	152	27	42	10	1	5	29	0-1	
SEASON HIGHS						CAREER HIGHS					
AB: 4, four times						5, two times					
R: 3, vs. Alabama State (3/1)						4, at Missouri (5/20/21)					
H: 3, vs. Alabama State (3/1)						3, four times					
2B: 1, four times						2, vs. Texas A&M (5/16/21)					
HR: --						1, five times					
RBI: 2, two times						4, vs. Boston College (3/6/21)					

## 5 • KASON HOWELL OF

6-0 • 180 • SR • Argyle, Texas • Liberty Christian  
 • Hit a 3-run HR in Friday's 19-5 win vs. Ole Miss  
 • Went on a nine-game hitting streak from Mar. 1-13, hitting .455 during the span  
 • Leads the team with five three-hit games, matching a career best in the category  
 • Rated by D1 Baseball as the No. 116 outfielder

CAREER STATISTICS											
YEAR	AVG	GP-GS	AB	R	H	2B	3B	HR	RBI	SB-A	
2019	.262	63-63	225	31	59	10	0	0	28	14-16	
2020	.359	11-10	39	8	14	7	0	0	6	0-0	
2021	.260	52-51	177	29	46	12	0	8	30	8-13	
2022	.355	20-20	76	17	27	7	1	2	20	4-4	
TOTAL	.282	146-144	517	85	146	36	1	10	84	26-33	
SEASON HIGHS						CAREER HIGHS					
AB: 5, six times						6, three times					
R: 2, five times						3, three times					
H: 3, five times						3, 10 times					
2B: 2, vs. Alabama State (3/1)						2, two times					
HR: 1, two times						2, two times					
RBI: 3, vs. Ole Miss (3/18)						5, at Missouri (5/20/21)					

## 37 • MASON LAND IF

5-10 • 173 • JR • Cantonment, Fla. • Chatt Valley  
 • Went 2-for-2 with two BB in four PA two weeks ago

CAREER STATISTICS											
YEAR	AVG	GP-GS	AB	R	H	2B	3B	HR	RBI	SB-A	
2020*	.250	3-1	4	2	1	0	0	0	0	0-0	
2021*	.367	51-/	166	58	61	10	1	7	43	4-4	
2022	.500	8-0	6	2	3	0	0	0	0	0-0	
TOTAL	.369	62-1	176	62	65	10	1	7	43	4-4	
SEASON HIGHS						CAREER HIGHS					
AB: 2, vs. Ole Miss (3/19)						5, four times					
R: 1, two times						4, two times					
H: 1, three times						4, two times					
2B: --						2, vs. Snead State (5/9/21)					
HR: --						2, vs. Wallace-Dothan (4/29/21)					
RBI: --						5, at Lurleen B. Wallace (4/7/21)					

## 28 • NATE LARUE C

6-3 • 217 • JR • Mobile, Ala. • McGill-Toolen  
 • Rated by D1 Baseball as the No. 66 SEC prospect

CAREER STATISTICS											
YEAR	AVG	GP-GS	AB	R	H	2B	3B	HR	RBI	SB-A	
2020	.294	8-3	17	6	5	1	0	0	2	0-0	
2021	.219	16-10	32	8	7	2	0	2	5	0-0	
2022	.267	9-3	15	3	4	1	0	0	4	0-0	
TOTAL	.250	33-16	64	17	16	4	0	2	11	0	



**4 • BRODY MOORE IF**

5-11 • 183 • SR • Oneonta, Ala. • Oneonta

- Collected his 100th career hit with a RBI single in the first inning of the doubleheader vs. MTSU (3/13)
- Hit his first HR of the season and drove in a season-high four runs in the series opener against MTSU (3/11)

**CAREER STATISTICS**

YEAR	AVG	GP-GS	AB	R	H	2B	3B	HR	RBI	SB-A
2019	.333	13-4	27	6	9	1	1	0	4	0-1
2020	.339	17-14	56	11	19	1	1	0	9	5-5
2021	.292	49-49	192	25	56	11	0	2	32	1-4
2022	.304	19-19	69	21	21	3	0	1	6	1-1
TOTAL	.305	98-86	344	63	105	16	2	3	51	7-11

**SEASON HIGHS**  
**AB:** 6, vs. Alabama State (3/1)  
**R:** 3, three times  
**H:** 3, vs. MTSU (3/11)  
**2B:** 2, vs. Rhode Island (3/5)  
**HR:** 1, vs. MTSU (3/11)  
**RBI:** 4, vs. MTSU (3/11)

**CAREER HIGHS**  
**6,** vs. Alabama State (3/1)  
**3,** four times  
**4,** two times  
**2,** two times  
**1,** three times  
**7,** vs. AAMU (2/24/21)

**1 • BLAKE RAMBUSCH IF**

5-9 • 175 • R-JR • Austin, Texas • Grayson

- Is hitting .500 during his 10-game hitting streak
- Has reached base in 77 of the last 78 games dating back to the final 13 games of 2019
- Rated by D1 Baseball as the No. 28 third baseman and No. 60 SEC prospect for the 2022 MLB Draft
- Ranked 11th in NJCAA with .444 average in 2021

**CAREER STATISTICS**

YEAR	AVG	GP-GS	AB	R	H	2B	3B	HR	RBI	SB-A
2019*	.333	55-7	174	52	14	2	4	46	4-4	
2021*	.444	45-7	160	60	71	16	3	40	33-34	
2022	.413	20-20	80	20	33	5	1	2	18	5-9
TOTAL	.391	120-20	414	132	162	35	6	9	104	42-47

**SEASON HIGHS**  
**AB:** 6, vs. Ole Miss (3/18)  
**R:** 4, vs. Kansas State (2/20)  
**H:** 4, vs. Ole Miss (3/18)  
**2B:** 2, vs. Ole Miss (3/18)  
**HR:** 1, two times  
**RBI:** 4, vs. Ole Miss (3/18)

**CAREER HIGHS**  
**7,** at McLennan (3/18/21)  
**4,** four times  
**4,** six times  
**3,** vs. W. OK State (3/6/21)  
**1,** nine times  
**4,** three times

**8 • BRYSON WARE OF**

6-2 • 193 • JR • Madison, Miss. • Pearl River

- Is hitting .356 with 7 2B and 11 RBI since Mar. 2
- Drove in the go-ahead run on a sac fly vs. TTU (3/9)
- Hit his first career grand slam and drove in a career high 6 runs vs. Troy (2/23)
- Is the first AU player with multiple 6+ RBI games in the same season since Tony Caldwell in 2011

**CAREER STATISTICS**

YEAR	AVG	GP-GS	AB	R	H	2B	3B	HR	RBI	SB-A
2020*	.321	16-7	53	14	17	3	3	5	17	4-5
2021	.254	43-37	138	36	35	6	1	6	26	4-5
2022	.284	20-18	67	18	19	8	1	1	18	3-3
AU	.263	63-55	205	54	54	14	2	7	44	7-8
TOTAL	.275	79-55	258	68	71	17	5	12	61	11-13

**SEASON HIGHS**  
**AB:** 5, three times  
**R:** 3, vs. UAB (3/2)  
**H:** 3, two times  
**2B:** 2, vs. UAB (3/2)  
**HR:** 1, vs. Troy (2/23)  
**RBI:** 6, two times

**CAREER HIGHS**  
**5,** seven times  
**6,** vs. AAMU (2/24/21)  
**3,** six times  
**2,** vs. UAB (3/2/22)  
**1,** 12 times  
**6,** two times

**50 • JAKE WYANDT C**

5-11 • 185 • GR • Laurel, Md. • Presbyterian

- Has a hit in 7 of the last 8, hitting .391 during span
- Went 4-for-9 with a HR and 6 RBI vs. URI, including a career best 4 RBI in the series finale

**CAREER STATISTICS**

YEAR	AVG	GP-GS	AB	R	H	2B	3B	HR	RBI	SB-A
2018*	.208	30-7	53	22	11	2	0	2	14	11-14
2019*	.253	40-7	91	29	23	4	1	1	12	17-18
2020*	.133	10-7	15	0	2	0	0	0	0	0-0
2021*	.228	41-39	123	21	28	6	1	3	16	3-8
2022	.250	13-12	36	7	9	1	0	1	12	1-1
TOTAL	.230	134-58	318	79	73	13	2	7	54	32-41

**SEASON HIGHS**  
**AB:** 4, two times  
**R:** 3, vs. UAB (3/2)  
**H:** 2, two times  
**2B:** 1, vs. Tennessee Tech (3/9)  
**HR:** 1, vs. Rhode Island (3/6)  
**RBI:** 4, vs. Rhode Island (3/6)

**CAREER HIGHS**  
**5,** three times  
**3,** vs. UAB (3/2/22)  
**3,** at Auburn (2/20/21)  
**2,** at EKU (2/27/21 - G2)  
**1,** seven times  
**4,** vs. Rhode Island (3/6/22)

**PITCHER PROFILES**

**46 • CHASE ALLSUP RHP**

6-1 • 220 • FR • Dothan, Ala. • Dothan

- Struck out the side in his AU debut vs. K-State (2/20)
- Has multiple Ks in all six appearances

**CAREER STATISTICS**

YEAR	ERA	W-L	G/S	IP	H	R	ER	BB	K	BAA
2022	2.35	0-0	6/0	7.2	7	5	2	7	15	.219

**SEASON HIGHS**  
**IP:** 2.0, vs. Tennessee Tech (3/9)  
**H:** 3, vs. MTSU (3/13)  
**R:** 4, vs. Ole Miss (3/18)  
**ER:** 2, vs. Ole Miss (3/18)  
**K:** 3, three times  
**BB:** 2, two times  
**PC:** 49, vs. Ole Miss (3/18)

**CAREER HIGHS**  
**2.0,** vs. Tennessee Tech (3/9/22)  
**3,** vs. MTSU (3/13/22)  
**4,** vs. Ole Miss (3/18/22)  
**2,** vs. Ole Miss (3/18/22)  
**3,** three times  
**2,** two times  
**49,** vs. Ole Miss (3/18/22)

**41 • J. ARMSTRONG RHP**

5-11 • 200 • FR • Marietta, Ga. • Harrison

- Tied for the team lead with eight appearances

**CAREER STATISTICS**

YEAR	ERA	W-L	G/S	IP	H	R	ER	BB	K	BAA
2022	4.15	0-0	8/0	4.1	5	6	2	5	8	.294

**SEASON HIGHS**  
**IP:** 1.0, vs. OU (2/18)  
**H:** 2, vs. Ole Miss (3/17)  
**R:** 3, two times  
**ER:** 2, vs. Ole Miss (3/17)  
**K:** 2, two times  
**BB:** 2, two times  
**PC:** 19, vs. Ole Miss (3/18)

**CAREER HIGHS**  
**1.0,** vs. OU (2/18/22)  
**2,** vs. Ole Miss (3/17/22)  
**3,** two times  
**2,** vs. Ole Miss (3/17/22)  
**2,** two times  
**2,** two times  
**19,** vs. Ole Miss (3/17/22)

**52 • J. ARMSTRONG RHP**

6-2 • 184 • SR • McDonough, Ga. • Chatt Valley

- Pitched 5.1 scoreless and struck out a career high 11 in his first career AU start vs. Yale (2/25)
- 2021 NJCAA Second Team All-America and Alabama Community College Conference Pitcher of the Year
- Ranked second in NJCAA in ERA in 2021

**CAREER STATISTICS**

YEAR	ERA	W-L	G/S	IP	H	R	ER	BB	K	BAA
2019*	3.19	8-4	17/13	79.0	70	38	28	29	77	.222
2020*	2.57	2-2	6/6	35.0	34	15	10	4	41	.245
2021*	1.65	11-0	13/13	71.0	48	23	13	15	79	.179
2022	4.40	1-1	5/3	14.1	17	7	7	5	22	.288
2022	4.15	1-1	4/3	13.0	13	6	6	5	19	.255
TOTAL	2.62	22-7	41/35	199.1	169	83	58	53	219	--

**SEASON HIGHS**  
**IP:** 5.1, vs. Yale (2/25)  
**H:** 4, four times  
**R:** 4, vs. MTSU (3/11)  
**ER:** 4, vs. MTSU (3/11)  
**K:** 11, vs. Yale (2/25)  
**BB:** 2, two times  
**PC:** 73, vs. Yale (2/25)

**CAREER HIGHS**  
**8.0,** at Coastal Ala-Monroeville (5/8/21)  
**11,** at Coastal Ala-Bay Minette (3/30/19)  
**6,** three times  
**5,** vs. Gordon State (2/2/19)  
**11,** vs. Yale (2/25/22)  
**4,** two times  
**73,** vs. Yale (2/25/22)

**18 • MASON BARNETT RHP**

6-0 • 218 • JR • Cartersville, Ga. • Cartersville

- Is 1-0 with a 2.79 ERA in two midweek starts
- Rated by D1 Baseball as the No. 89 starting pitcher and No. 23 SEC prospect for the 2022 MLB Draft
- Rated by Perfect Game as the No. 48 junior

**CAREER STATISTICS**

YEAR	ERA	W-L	G/S	IP	H	R	ER	BB	K	BAA
2020	3.52	0-0	6/0	7.2	5	4	3	3	16	.192
2021	5.40	2-4	16/6	40.0	39	28	24	21	43	.265
2022	4.60	1-1	6/3	15.2	15	9	8	6	19	.254
TOTAL	4.97	3-5	28/9	63.1	59	41	35	30	78	.254

**SEASON HIGHS**  
**IP:** 5.0, vs. UAB (3/2)  
**H:** 6, two times  
**R:** 5, vs. Ole Miss (3/17)  
**ER:** 5, vs. Ole Miss (3/17)  
**K:** 8, vs. UAB (3/2)  
**BB:** 2, two times  
**PC:** 88, vs. Tennessee Tech (3/9)

**CAREER HIGHS**  
**7.0,** vs. Little Rock (3/13/21)  
**6,** three times  
**6,** at Ole Miss (3/20/21)  
**5,** two times  
**9,** vs. Little Rock (3/13/21)  
**5,** at Arkansas (4/3/21)  
**91,** vs. Little Rock (3/13/21)

**34 • BEN BOSSE RHP**

6-1 • 194 • FR • Brenham, Texas • Brenham

- Struck out the side in his AU debut vs. Yale (2/25)
- Hasn't allowed a hit in his first five appearances

**CAREER STATISTICS**

YEAR	ERA	W-L	G/S	IP	H	R	ER	BB	K	BAA
2022	2.45	0-0	5/0	3.2	0	1	1	2	4	.000

**SEASON HIGHS**  
**IP:** 1.0, three times  
**H:** --  
**R:** 1, vs. Yale (2/26)  
**ER:** 1, vs. Yale (2/26)  
**K:** 3, vs. Yale (2/25)  
**BB:** 1, two times  
**PC:** 18, vs. Yale (2/25)

**CAREER HIGHS**  
**1.0,** three times  
**1,** vs. Yale (2/26/22)  
**1,** vs. Yale (2/26/22)  
**3,** vs. Yale (2/25/22)  
**1,** two times  
**18,** vs. Yale (2/25/22)

**21 • TRACE BRIGHT RHP**

6-4 • 199 • JR • Montgomery, Ala. • Trinity

- Became the first pitcher to turn in three straight quality starts since Tanner Burns did it twice in 2019
- Held a no-hitter thru 5.1 and struck out a career best eight vs. URI (3/5)

**CAREER STATISTICS**

YEAR	ERA	W-L	G/S	IP	H	R	ER	BB	K	BAA
2020	8.38	1-1	3/3	9.2	10	9	9	7	12	.278
2021	6.98	4-4	19/11	49.0	53	42	38	18	43	.276
2022	1.98	2-1	5/5	27.1	17	10	6	10	28	.179
TOTAL	5.55	7-6	27/19	86.0	80	61	53	35	83	.248

**SEASON HIGHS**  
**IP:** 6.0, three times  
**H:** 6, vs. MTSU (3/13)  
**R:** 6, vs. Ole Miss (3/19)  
**ER:** 3, two times  
**K:** 8, vs. Rhode Island (3/5)  
**BB:** 3, two times  
**PC:** 91, vs. MTSU (3/13)

**CAREER HIGHS**  
**6.0,** four times  
**6,** two times  
**7,** at Ole Miss (3/21/21)  
**7,** at Ole Miss (3/21/21)  
**8,** vs. Rhode Island (3/5/22)  
**3,** four times  
**91,** vs. MTSU (3/13/22)

**40 • B. BURKHALTER RHP**

6-0 • 204 • JR • Dothan, Ala. • Northview

- Earned either a save or a win in five of his first eight ap
- Matched a career best with 4 K in 1.1 scoreless vs. TTU, striking out the Golden Eagles 1-4 hitters in order
- Named to the NCBWA Stopper of the Year watch list
- Rated by D1 Baseball as the No. 23 relief pitcher

**CAREER STATISTICS**

YEAR	ERA	W-L	G/S	IP	H	R	ER	BB	K	BAA
2020	2.08	0-0	4/0	4.1	6	1	1	3	3	.462
2021	1.71	1-0	17/0	21.0	14	5	4	16	30	.182
2022	4.38	2-0	8/0	12.1	8	6	6	0	16	.178
TOTAL	2.63	3-0	29/0	37.2	28	12	11	19	49	.207

**SEASON HIGHS**  
**IP:** 2.0, three times  
**H:** 5, vs. Ole Miss (3/19)  
**R:** 5, vs. Ole Miss (3/19)  
**ER:** 5, vs. Ole Miss (3/19)  
**K:** 4, two times  
**BB:** --  
**PC:** 26, vs. Rhode Island (3/4)

**CAREER HIGHS**  
**2.1,** two times  
**5,** vs. Ole Miss (3/19/22)  
**5,** vs. Ole Miss (3/19/22)  
**5,** vs. Ole Miss (3/19/22)  
**4,** five times  
**2,** four times  
**48,** vs. North Alabama (5/18/21)

**23 • P. CARLSON RHP**

6-1 • 170 • FR • Mobile, Ala. • Faith Academy

- Earned his first career win and struck out four in 3.0 innings or relief vs. URI (3/6)

**CAREER STATISTICS**

YEAR	ERA	W-L	G/S	IP	H	R	ER	BB	K	BAA
2022	7.94	1-0	4/0	5.2	7	5	5	1	8	.292

**SEASON HIGHS**  
**IP:** 3.0, vs. Rhode Island (3/6)  
**H:** 3, vs. MTSU (3/13)  
**R:** 3, vs. MTSU (3/13)  
**ER:** 3, vs. MTSU (3/13)  
**K:** 4, vs. Rhode Island (3/6)  
**BB:** 1, vs. Rhode Island (3/6)  
**PC:** 40, vs. Rhode Island (3/6)

**CAREER HIGHS**  
**3.0,** vs. Rhode Island (3/6/22)  
**3,** vs. MTSU (3/13/22)  
**3,** vs. MTSU (3/13/22)  
**3,** vs. MTSU (3/13/22)  
**4,** vs. Rhode Island (3/6/22)  
**1,** vs. Rhode Island (3/6/22)  
**40,** vs. Rhode Island (3/6/22)

**54 • K. COPELAND LHP**

6-2 • 178 • SO • Mobile, Ala. • Pensacola State

- Made his first Auburn start vs. Alabama State (3/1)
- 2021 NJCAA Third Team All-America and Florida Panhandle Conference Pitcher of the Year
- Ranked fourth in NJCAA in ERA in 2021

**CAREER STATISTICS**

YEAR	ERA	W-L	G/S	IP	H	R	ER	BB	K	BAA
2021*	1.74	7-1	12/8	57.0	43	14	11	16	81	.211
2022	0.00	0-0	1/1	2.1	5	1	0	2	1	.455
TOTAL	1.67	7-1	13/9	59.1	48	15	11	18	82	--

**SEASON HIGHS**

IP: 2.1, vs. Alabama State (3/1)  
 H: 5, vs. Alabama State (3/1)  
 R: 1, vs. Alabama State (3/1)  
 ER: --  
 K: 1, vs. Alabama State (3/1)  
 BB: 2, vs. Alabama State (3/1)  
 PC: 52, vs. Alabama State (3/1)

**CAREER HIGHS**

7.0, two times  
 11, at Chipola (3/20/21)  
 4, two times  
 4, vs. Miami-Dade (5/6/21)  
 12, at NW FL State (4/30/21)  
 2, seven times  
 52, vs. Alabama State (3/1/22)

**57 • TYLER DRABICK RHP**

6-2 • 193 • GR • Canton, Ohio • Lipscomb

- Struck out a pair in a scoreless inning vs. Ole Miss
- Earned the win and matched a career best with five strikeouts in his Auburn debut vs. Alabama State (3/1)
- Rated by Baseball America as the No. 94 impact transfer

**CAREER STATISTICS**

YEAR	ERA	W-L	G/S	IP	H	R	ER	BB	K	BAA
2018*	3.52	0-0	11/1	15.1	12	7	6	6	14	.203
2019*	3.73	1-0	14/0	31.1	20	13	15	29	.163	
2020*	11.57	0-1	5/0	4.2	10	6	6	2	3	.435
2021*	2.81	1-0	23/0	32.0	20	11	10	13	46	.180
2022	2.25	1-0	4/0	4.0	2	1	1	4	8	.143
TOTAL	3.71	3-1	57/1	87.1	64	45	36	40	100	--

**SEASON HIGHS**

IP: 2.1, vs. Alabama State (3/1)  
 H: 1, two times  
 R: 1, vs. Alabama State (3/1)  
 ER: 1, vs. Alabama State (3/1)  
 K: 5, vs. Alabama State (3/1)  
 BB: 2, vs. Alabama State (3/1)  
 PC: 46, vs. Alabama State (3/1)

**CAREER HIGHS**

3.2, vs. Toledo (5/3/19)  
 5, two times  
 5, at Northern Illinois (4/19/19)  
 5, at Northern Illinois (4/19/19)  
 5, four times  
 2, eight times  
 46, vs. Alabama State (3/1/22)

**14 • BROOKS FULLER LHP**

6-3 • 210 • SR • Auburn, Ala. • Auburn

**CAREER STATISTICS**

YEAR	ERA	W-L	G/S	IP	H	R	ER	BB	K	BAA
2019	4.50	2-2	20/8	44.0	39	30	22	35	36	.239
2020	2.25	1-1	3/2	8.0	11	3	2	1	7	.333
2021	8.50	0-0	16/0	18.0	24	18	17	17	20	.316
2022	27.00	0-0	2/0	1.1	4	4	4	3	2	.500
TOTAL	5.68	3-3	41/10	71.1	78	55	45	56	65	.279

**SEASON HIGHS**

IP: 1.0, vs. Troy (2/23)  
 H: 3, vs. Alabama State (3/1)  
 R: 4, vs. Alabama State (3/1)  
 ER: 4, vs. Alabama State (3/1)  
 K: 2, vs. Troy (2/23)  
 BB: 2, vs. Alabama State (3/1)  
 PC: 27, vs. Alabama State (3/1)

**CAREER HIGHS**

6.0, at Texas A&M (4/13/19)  
 5, three times  
 5, vs. Baylor (2/27/21)  
 5, vs. Baylor (2/27/21)  
 6, vs. Ole Miss (4/20/19)  
 4, at South Carolina (3/30/19)  
 93, at Texas A&M (4/13/19)

**45 • J. GONZALEZ RHP**

6-4 • 230 • SO • Humacao, PR • Leadership CA

- Turned in his second scoreless start and logged a career best 6.2 innings vs. URI (3/5)
- Struck out a career best eight in his outing
- Rated by Baseball America as the No. 41 college prospect for the 2023 MLB Draft

**CAREER STATISTICS**

YEAR	ERA	W-L	G/S	IP	H	R	ER	BB	K	BAA
2021	6.17	2-3	21/5	42.1	51	30	29	10	30	.293
2022	1.72	2-0	4/4	15.2	15	3	3	3	15	.273
TOTAL	4.97	4-3	25/9	58.0	66	33	32	15	45	.288

**SEASON HIGHS**

IP: 6.2, vs. Rhode Island (3/5)  
 H: 7, vs. Yale (2/26)  
 R: 3, vs. Yale (2/26)  
 ER: 2, vs. Yale (2/26)  
 K: 8, vs. Rhode Island (3/5)  
 BB: 3, vs. Texas Tech (2/19)  
 PC: 89, vs. Rhode Island (3/5)

**CAREER HIGHS**

6.2, vs. Rhode Island (3/5/22)  
 8, vs. Kentucky (3/27/21)  
 9, vs. Miss. State (4/11/21)  
 9, vs. Miss. State (4/11/21)  
 8, vs. Rhode Island (3/5/22)  
 5, at Arkansas (4/3/21)  
 89, vs. Rhode Island (3/5/22)

**9 • CADE GRANZOW RHP**

6-3 • 220 • FR • Franklin, Tenn. • Brentwood

- Hasn't allowed a run in his first four appearances

**CAREER STATISTICS**

YEAR	ERA	W-L	G/S	IP	H	R	ER	BB	K	BAA
2022	0.00	0-0	4/0	3.2	3	0	0	1	4	.250

**SEASON HIGHS**

IP: 1.0, three times  
 H: 1, three times  
 R: --  
 ER: --  
 K: 2, vs. Rhode Island (3/5)  
 BB: 1, vs. Yale (2/26)  
 PC: 18, vs. Yale (2/26)

**CAREER HIGHS**

1.0, two times  
 1, three times  
 --  
 --  
 2, vs. Rhode Island (3/5/22)  
 1, vs. Yale (2/26/22)  
 18, vs. Yale (2/26/22)

**16 • CAM HILL LHP**

6-5 • 214 • SO • Madison, Ala. • Bob Jones

**CAREER STATISTICS**

YEAR	ERA	W-L	G/S	IP	H	R	ER	BB	K	BAA
2021	19.29	2-0	10/0	7.0	14	16	15	11	8	.438
2022	0.00	0-0	1/0	1.0	0	0	0	0	1	.000
TOTAL	16.88	2-0	11/0	8.0	14	16	15	11	9	.400

**SEASON HIGHS**

IP: 1.0, vs. Rhode Island (3/5)  
 H: --  
 R: --  
 ER: --  
 K: 1, vs. Rhode Island (3/5)  
 BB: --  
 PC: 11, vs. Rhode Island (3/5)

**CAREER HIGHS**

1.0, six times  
 4, vs. Boston College (3/7/21)  
 5, vs. Boston College (3/7/21)  
 5, vs. Boston College (3/7/21)  
 2, two times  
 3, two times  
 35, vs. North Alabama (5/18/21)

**28 • NATE LARUE RHP**

6-3 • 217 • JR • Mobile, Ala. • McGill-Toolen

- Pitched a career best 2.0 scoreless vs. ASU (3/1)

**CAREER STATISTICS**

YEAR	ERA	W-L	G/S	IP	H	R	ER	BB	K	BAA
2021	9.00	0-0	1/0	1.0	2	1	1	0	1	.500
2022	1.69	0-0	5/0	5.1	7	1	1	3	4	.318
TOTAL	2.84	0-0	6/0	6.1	9	2	2	3	5	.346

**SEASON HIGHS**

IP: 2.0, vs. Alabama State (3/1)  
 H: 2, two times  
 R: 1, vs. MTSU (3/13)  
 ER: 1, vs. MTSU (3/13)  
 K: 2, vs. Alabama State (3/1)  
 BB: 2, vs. Alabama State (3/1)  
 PC: 37, vs. Alabama State (3/1)

**CAREER HIGHS**

2.0, vs. Alabama State (3/1/22)  
 2, three times  
 1, two times  
 1, two times  
 2, vs. Alabama State (3/1/22)  
 2, vs. Alabama State (3/1/22)  
 37, vs. Alabama State (3/1/22)

**20 • HAYDEN MULLINS LHP**

6-0 • 194 • JR • Gallatin, Tenn. • Hendersonville

- Earned his first career SEC win in a career best 5.0 innings against No. 1 Ole Miss (3/18)
- Rated by D1 Baseball as the No. 72 SEC prospect

**CAREER STATISTICS**

YEAR	ERA	W-L	G/S	IP	H	R	ER	BB	K	BAA
2020	3.68	1-0	5/0	7.1	4	3	3	6	10	.174
2021	2.38	2-0	7/0	11.0	4	3	4	19	.222	
2022	3.65	2-1	5/2	12.1	7	5	5	9	11	.171
TOTAL	3.19	5-1	17/2	31.0	21	12	11	19	40	.193

**SEASON HIGHS**

IP: 5.0, vs. Ole Miss (3/18)  
 H: 2, two times  
 R: 3, vs. OU (2/18)  
 ER: 3, vs. OU (2/18)  
 K: 5, vs. Rhode Island (3/6)  
 BB: 4, vs. Ole Miss (3/18)  
 PC: 88, vs. Ole Miss (3/18)

**CAREER HIGHS**

5.0, vs. Ole Miss (3/18/22)  
 3, vs. Little Rock (3/14/21)  
 3, two times  
 3, two times  
 8, at UAB (3/9/21)  
 4, vs. Ole Miss (3/18/22)  
 88, vs. Ole Miss (3/18/22)

**47 • TOMMY SHEEHAN LHP**

6-0 • 209 • GR • Brielle, N.J. • Notre Dame

- Made his fourth straight Opening Day start vs. OU
- Earned the 3.0-inning save in his first career relief appearances against URI (3/6)
- Earned his first AU win in 3.2 IP vs. MTSU (3/13)
- Rated by D1 Baseball as the No. 34 impact transfer

**CAREER STATISTICS**

YEAR	ERA	W-L	G/S	IP	H	R	ER	BB	K	BAA
2018*	5.74	2-4	14/14	62.2	62	43	40	41	27	.264
2019*	4.58	5-6	15/15	92.1	100	62	47	23	62	.268
2020*	2.70	3-0	4/4	23.1	18	7	7	5	22	.202
2021*	6.75	0-1	2/2	8.0	10	6	6	5	10	.303
2022	4.05	1-0	5/2	13.1	11	6	6	7	11	.229
2022	2.53	1-0	4/2	10.2	6	3	3	7	8	.162
TOTAL	4.78	11-11	40/37	199.2	201	124	106	81	132	--

**SEASON HIGHS**

IP: 3.2, vs. MTSU (3/13)  
 H: 5, vs. Ole Miss (3/19)  
 R: 3, vs. Ole Miss (3/19)  
 ER: 3, vs. Ole Miss (3/19)  
 K: 5, vs. Rhode Island (3/6)  
 BB: 3, vs. Troy (2/23)  
 PC: 52, vs. MTSU (3/13)

**CAREER HIGHS**

9.0, two times  
 13, vs. North Carolina (4/13/19)  
 11, vs. North Carolina (4/13/19)  
 8, vs. North Carolina (4/13/19)  
 9, at UAB (2/14/20)  
 6, vs. Purdue (2/24/18)  
 112, vs. North Carolina (4/13/19)

**29 • CARSON SKIPPER LHP**

6-2 • 211 • SR • Trussville, Ala. • Hewitt-Trussville

- Turned in 4.0 scoreless and earned the win in the series opener against URI (3/4)
- Pitched a career high 5.2 IP in the series opener against Middle Tennessee (3/11)
- Named to the NCBWA Stopper of the Year watch list for the second straight season

**CAREER STATISTICS**

YEAR	ERA	W-L	G/S	IP	H	R	ER	BB	K	BAA
2019	7.46	3-3	17/8	35.0	45	33	29	23	38	.306
2020	1.00	0-0	7/0	9.0	5	1	1	3	12	.167
2021	4.25	2-2	19/0	29.2	29	16	14	9	37	.248
2022	1.65	1-0	5/0	16.1	14	8	3	3	16	.222
TOTAL	4.70	6-5	48/8	90.0	93	58	47	38	103	.261

**SEASON HIGHS**

IP: 5.2, vs. MTSU (3/11)  
 H: 6, vs. MTSU (3/11)  
 R: 5, vs. Ole Miss (3/17)  
 ER: 2, vs. MTSU (3/11)  
 K: 4, three times  
 BB: 2, vs. Yale (2/26)  
 PC: 71, vs. MTSU (3/11)

**CAREER HIGHS**

5.2, vs. MTSU (3/11/22)  
 6, vs. MTSU (3/11/22)  
 5, three times  
 5, vs. Arkansas (4/5/19)  
 8, vs. AAMU (2/19/19)  
 4, at Georgia Tech (4/16/19)  
 78, vs. Arkansas (4/5/19)

**32 • CARSON SWILLING RHP**

5-11 • 196 • SO • Smiths Station, Ala. • Smiths

- Pitched a season-high 3.1 scoreless innings and struck out four vs. Ole Miss

**CAREER STATISTICS**

YEAR	ERA	W-L	G/S	IP	H	R	ER	BB	K	BAA
2021	3.34	1-2	21/0	29.2	28	15	11	14	33	.248
2022	2.00	0-2	6/0	9.0	4	2	2	6	10	.138
TOTAL	3.03	1-4	27/0	38.2	32	17	13	20	43	.

# PITCHING CAREERS

## CHASE ALLSUP'S CAREER APPEARANCES

### 2022 - FRESHMAN YEAR

Date	Opp (Res.)	DEC	QS	IP	H	R	ER	BB	SO	HR	ERA	NP
2/20	vs. Kansas State (W, 12-1)	-	-	1.0	0	0	0	0	3	0	0.00	14
2/25	YALE (W, 9-0)	-	-	1.0	0	0	0	2	2	0	0.00	25
3/2	UAB (W, 16-1)	-	-	1.0	0	0	0	1	2	0	0.00	20
3/9	vs. Tennessee Tech (W, 4-3)	-	-	2.0	2	0	0	1	3	0	0.00	39
3/13	MIDDLE TENNESSEE-G1 (W, 10-7)	-	-	1.1	3	1	0	1	3	0	0.00	35
3/18	#1 OLE MISS (W, 19-5)	-	-	1.1	2	4	2	2	2	1	2.35	49

## JOHN ARMSTRONG'S CAREER APPEARANCES

### 2022 - FRESHMAN YEAR

Date	Opp (Res.)	DEC	QS	IP	H	R	ER	BB	SO	HR	ERA	NP
2/18	vs. Oklahoma (L, 0-3)	-	-	1.0	0	0	0	0	1	0	0.00	8
2/19	vs. #12 Texas Tech (W, 2-1)	-	-	0.2	0	0	0	1	0	0	0.00	13
2/25	YALE (W, 9-0)	-	-	0.2	0	0	0	0	2	0	0.00	9
2/26	YALE-G2 (L, 4-5 [10])	-	-	0.2	1	0	0	0	1	0	0.00	12
3/1	ALABAMA STATE (W, 13-7)	-	-	0.2	1	0	0	0	2	0	0.00	16
3/9	vs. Tennessee Tech (W, 4-3)	-	-	0.1	1	0	0	0	1	0	0.00	5
3/11	MIDDLE TENNESSEE (L, 8-10)	-	-	0.1	0	3	0	2	1	0	0.00	18
3/17	#1 OLE MISS (L, 6-13)	-	-	0.0	2	3	2	2	0	0	4.15	19

## JORDAN ARMSTRONG'S CAREER APPEARANCES

\*-Starter

### 2019 - FRESHMAN YEAR AT CHATTAHOOCHEE VALLEY

Date	Opp (Res.)	DEC	QS	IP	H	R	ER	BB	SO	HR	ERA	NP
2/2	*vs. Gordon State (L, 2-6)	L	-	4.0	3	6	5	4	2	1	11.25	--
2/9	*at Tallahassee State (W, 9-3)	W	-	5.2	7	3	2	1	9	0	6.52	--
2/15	ABRAHAM BALDWIN (W, 11-7)	-	-	2.0	2	2	2	1	2	0	6.94	--
2/22	at Tallahassee (W, 6-4)	W	-	4.1	5	1	1	2	4	0	5.63	--
3/5	GORDON STATE (L, 2-12)	-	-	1.0	1	0	0	0	2	0	5.29	--
3/5	*at Wallace-Selma (W, 7-4)	W	X	7.0	4	3	3	2	5	0	4.88	--
3/16	*ENTERPRISE STATE (W, 10-2)	W	-	5.0	2	1	0	1	6	0	4.03	--
3/23	at Lawson State (L, 1-6)	-	-	3.0	2	1	1	0	2	0	3.94	--
3/30	*at Coastal Alabama-BM (W, 9-8)	-	-	5.0	11	3	1	2	2	0	3.65	--
4/7	*at Coastal Alabama-BR (L, 2-3)	L	X	6.1	8	3	3	2	9	2	3.74	--
4/12	*at Coastal Alabama-MO (L, 1-2)	L	X	6.0	2	2	2	1	7	0	3.47	--
4/20	*BISHOP STATE (W, 3-2)	W	X	6.0	2	2	2	2	7	0	3.42	--
4/27	*WALLACE-DOTHAN (W, 4-0)	W	X	7.0	3	0	0	3	3	0	3.03	--
5/4	*LURLEEN B. WALLACE (W, 12-2)	W	-	3.0	2	0	0	3	3	0	2.89	--
5/10	*at Wallace State (W, 7-2)	W	X	6.0	5	2	2	2	7	0	2.90	--
5/15	*vs. Lurleen B. Wallace (W, 9-8)	-	-	3.0	4	3	3	1	5	1	3.15	--
5/27	*vs. Central Arizona (L, 2-10)	L	-	4.2	7	6	2	1	2	0	3.19	--

### 2020 - SOPHOMORE YEAR AT CHATTAHOOCHEE VALLEY

Date	Opp (Res.)	DEC	QS	IP	H	R	ER	BB	SO	HR	ERA	NP
2/1	*at LaGrange (W, 11-5)	-	-	4.0	8	3	2	0	6	0	4.50	--
2/8	*vs. St. Johns River State (L, 1-2)	L	-	5.0	6	2	2	1	8	0	4.00	--
2/15	*SNEAD STATE (L, 1-4)	L	-	6.0	7	4	4	0	9	1	4.80	--
2/22	*at Tallahassee (W, 7-1)	W	X	7.0	4	1	0	0	9	0	3.27	--
2/29	*at Gordon State (L, 5-6)	-	-	6.0	6	5	2	3	3	0	3.21	--
3/8	*COASTAL ALABAMA-BM (W, 1-0)	W	X	7.0	3	0	0	0	6	0	2.57	--

### 2021 - JUNIOR YEAR AT CHATTAHOOCHEE VALLEY

Date	Opp (Res.)	DEC	QS	IP	H	R	ER	BB	SO	HR	ERA	NP
2/2	*GORDON STATE (W, 7-2)	-	-	1.0	0	0	0	1	2	0	0.00	--
2/4	*CALHOUN (W, 10-0)	W	-	4.0	1	0	0	1	4	0	0.00	--
2/19	*vs. John A. Logan (W, 8-2)	W	-	5.0	3	2	1	0	7	0	0.90	--
2/25	*at Snead State (W, 13-5)	W	-	4.0	4	4	4	4	6	1	3.21	--
3/6	*at Coastal Alabama-Mo (W, 1-0)	W	X	7.0	3	0	0	1	6	0	2.14	--
3/13	*at Wallace-Selma (W, 14-1)	W	-	5.0	2	1	0	2	4	0	1.73	--
3/20	*COASTAL ALABAMA-BR (W, 4-1)	W	X	7.0	5	1	1	1	10	0	1.64	--
3/27	*at Coastal Alabama-BM (L, 3-4)	-	-	5.0	6	3	2	3	3	0	1.89	--
4/3	*ENTERPRISE STATE (W, 5-0)	W	X	7.0	4	0	0	0	8	0	1.60	--
4/11	*LURLEEN B. WALLACE (W, 4-3)	W	X	6.0	4	3	2	0	8	0	1.76	--
4/18	*vs. Bishop State (W, 10-0)	W	-	5.0	2	0	0	0	5	0	1.61	--
4/29	*WALLACE-DOTHAN (W, 8-3)	W	X	7.0	4	3	1	1	7	0	1.57	--
5/8	*at Coastal Alabama-Mo (W, 14-6)	W	-	8.0	10	6	2	1	9	0	1.65	--

### 2022 - SENIOR YEAR

Date	Opp (Res.)	DEC	QS	IP	H	R	ER	BB	SO	HR	ERA	NP
2/18	vs. Oklahoma (L, 0-3)	-	-	4.0	1	0	0	2	5	0	0.00	64
2/25	*YALE (W, 9-0)	W	-	5.1	4	0	0	0	11	0	0.00	73
3/4	*RHODE ISLAND (W, 7-2)	-	-	3.0	4	2	2	2	3	1	1.46	70
3/11	*MIDDLE TENNESSEE (L, 8-10)	L	-	0.2	4	4	4	1	0	0	4.15	28
3/19	#1 OLE MISS (L, 2-15)	-	-	1.1	4	1	1	0	3	0	4.40	32

## MASON BARNETT'S CAREER APPEARANCES

### 2020 - FRESHMAN YEAR

Date	Opp (Res.)	DEC	QS	IP	H	R	ER	BB	SO	HR	ERA	NP
2/15	ILLINOIS-CHICAGO (W, 7-3)	-	-	1.0	4	3	3	1	2	0	27.00	32
2/19	OAKLAND (W, 17-1)	-	-	1.0	0	0	0	0	2	0	13.50	10
2/25	ALABAMA A&M (W, 10-0)	-	-	1.0	0	0	0	1	2	0	9.00	17
3/1	WRIGHT STATE (W, 6-0)	-	-	1.0	0	0	0	1	2	0	6.75	21
3/8	CHICAGO STATE (W, 9-0)	-	-	1.0	1	0	0	0	3	0	5.40	19
3/10	GEORGIA TECH (L, 2-6)	-	-	2.2	0	1	0	0	5	0	3.52	35

### 2021 - SOPHOMORE YEAR

Date	Opp (Res.)	DEC	QS	IP	H	R	ER	BB	SO	HR	ERA	NP
2/21	*PRESBYTERIAN (W, 2-1 [10])	-	-	4.0	3	0	0	2	4	0	0.00	65
2/26	vs. #25 Oklahoma (L, 3-4 [10])	-	-	1.1	2	1	1	3	1	0	1.69	42
3/6	*#18 BOSTON COLLEGE (W, 16-1)	W	-	5.1	2	1	0	2	3	0	0.84	75
3/13	*LITTLE ROCK (W, 6-0)	W	X	7.0	2	0	0	1	9	0	0.51	91
3/20	*at #4 Ole Miss (L, 5-6)	L	-	3.0	5	6	4	2	4	0	2.18	72
3/27	*KENTUCKY (L, 6-7)	-	-	5.1	6	5	5	0	8	2	3.46	84

4/1	at #1 Arkansas (W, 2-1)	S	-	1.0	0	0	0	1	0	0	3.33	15
4/3	at #1 Arkansas (L, 5-6 [10])	-	-	1.2	2	1	1	5	0	0	3.45	45
4/11	#4 MISSISSIPPI STATE (L, 10-19)	-	-	2.0	4	2	2	0	1	0	3.82	33
4/17	at Alabama (L, 9-10)	L	-	1.1	4	2	2	2	1	0	4.22	34
4/21	*JAX STATE (W, 8-7 [10])	-	-	1.0	0	0	0	0	1	0	4.09	14
4/25	#10 FLORIDA (L, 4-6)	L	-	3.0	2	1	0	0	4	0	3.75	42
4/29	at #20 Georgia (L, 0-4)	-	-	1.0	2	2	2	1	2	1	4.14	24
5/6	LSU (L, 3-8)	-	-	1.0	2	1	1	0	2	0	4.26	18
5/15	TEXAS A&M (L, 9-11)	-	-	2.0	1	3	3	1	3	0	4.72	36
5/22	at Missouri (L, 6-7)	L	-	0.0	2	3	3	1	0	0	5.40	14

### 2022 - JUNIOR YEAR

Date	Opp (Res.)	DEC	QS	IP	H	R	ER	BB	SO	HR	ERA	NP
2/20	vs. Kansas State (W, 12-1)	-	-	1.0	0	0	0	1	0	0	0.00	13
2/23	TROY (W, 13-1)	-	-	1.0	0	0	0	0	0	0	0.00	6
2/26	YALE-G1 (W, 4-3)	-	-	1.0	1	0	0	1	0	0	0.00	20
3/2	*UAB (W, 16-1)	W	-	5.0	2	1	1	0	8	0	1.12	66
3/9	*vs. Tennessee Tech (W, 4-3)	-	-	4.2	6	3	2	2	5	0	2.13	88
3/17	*#1 OLE MISS (L, 6-13)	L	-	3.0	6	5	5	2	6	2	4.60	64

## BEN BOSSE'S CAREER APPEARANCES

### 2022 - FRESHMAN YEAR

Date	Opp (Res.)	DEC	QS	IP	H	R	ER	BB	SO	HR	ERA	NP
2/25	YALE (W, 9-0)	-	-	1.0	0	0	0	0	3	0	0.00	18
2/26	YALE-G2 (L, 4-5 [10])	-	-	0.0	0	1	1	0	0	0	9.00	5
3/2	UAB (W, 16-1)	-	-	1.0	0	0	0	1	0	0	4.50	9

**AUBURN** 2022 AUBURN BASEBALL GAME NOTES

3/1	ALABAMA STATE (W, 13-7)	-	-	1.1	2	1	1	0	2	0	1.69	21
3/4	RHODE ISLAND (W, 7-2)	S	-	2.0	1	0	0	0	4	0	1.23	26
3/9	vs. Tennessee Tech (W, 4-3)	W	-	1.1	0	0	0	0	4	0	1.04	19
3/13	MIDDLE TENNESSEE-G1 (W, 10-7)	S	-	2.0	0	0	0	0	2	0	0.84	34
3/13	MIDDLE TENNESSEE-G2 (L, 3-4)	-	-	1.0	0	0	0	0	0	0	0.77	21
3/19	#1 OLE MISS (L, 2-15)	-	-	0.2	5	5	5	0	1	3	4.38	19

**PARKER CARLSON'S CAREER APPEARANCES**

2022 - FRESHMAN YEAR												
Date	Opp (Res.)	DEC	QS	IP	H	R	ER	BB	SO	HR	ERA	NP
2/23	TROY (W, 13-1)	-	-	1.0	0	0	0	0	1	0	0.00	8
2/26	YALE-G2 (L, 4-5 [10])	-	-	1.0	2	1	1	0	1	1	4.50	17
3/6	RHODE ISLAND (W, 14-1)	W	-	3.0	2	1	1	1	4	1	3.60	40
3/13	MIDDLE TENNESSEE-G1 (W, 10-7)	-	-	0.2	3	3	3	0	2	1	7.94	24

**KONNER COPELAND'S CAREER APPEARANCES**

2021 - FRESHMAN YEAR AT PENSACOLA STATE												
Date	Opp (Res.)	DEC	QS	IP	H	R	ER	BB	SO	HR	ERA	NP
1/22	vs. Seminole State (L, 6-7)	-	-	3.0	2	0	0	1	2	0	0.00	--
1/30	vs. Coastal Alabama - Br (W, 4-0)	S	-	1.0	0	0	0	0	0	0	0.00	--
2/8	LURLEEN B. WALLACE (L, 2-3)	-	-	2.0	0	0	0	2	5	0	0.00	--
2/21	at Delgado (L, 1-2)	-	-	4.2	1	0	0	1	8	0	0.00	--
2/27	*COASTAL ALABAMA - BM (W, 11-0)	W	X	6.0	2	0	0	2	7	0	0.00	--
3/6	*DELGADO (W, 2-1)	W	X	6.0	4	1	1	1	8	1	0.40	--
3/20	*at Chipola (W, 15-5)	W	-	3.1	11	4	3	0	6	0	1.38	--
4/3	*TALLAHASSEE (W, 9-0)	W	X	7.0	1	0	0	1	8	0	1.09	--
4/11	*GULF COAST STATE (W, 5-3)	W	X	6.0	4	3	2	2	9	0	1.38	--
4/23	*at Gulf Coast State (W, 10-2)	W	X	6.0	9	2	1	2	9	0	1.40	--
4/30	*at NW Florida State (W, 4-0)	W	X	7.0	3	0	0	2	12	0	1.21	--
5/6	*vs. Miami Dade (L, 5-9)	L	-	5.0	6	4	4	2	7	0	1.74	--

**2022 - SOPHOMORE YEAR**

Date	Opp (Res.)	DEC	QS	IP	H	R	ER	BB	SO	HR	ERA	NP
3/1	*ALABAMA STATE (W, 13-7)	-	-	2.1	5	1	0	2	1	0	0.00	52

**TYLER DRABICK'S CAREER APPEARANCES**

2022 - GRADUATE YEAR												
Date	Opp (Res.)	DEC	QS	IP	H	R	ER	BB	SO	HR	ERA	NP
3/1	ALABAMA STATE (W, 13-7)	W	-	2.1	1	1	1	2	5	0	3.86	46
3/5	RHODE ISLAND-G1 (W, 16-0)	-	-	0.1	0	0	0	1	1	0	3.38	13
3/13	MIDDLE TENNESSEE-G1 (W, 10-7)	-	-	0.1	0	0	0	0	0	0	3.00	3
3/18	#1 OLE MISS (W, 19-5)	-	-	1.0	1	0	0	1	2	0	2.25	22

**BROOKS FULLER'S CAREER APPEARANCES**

2019 - FRESHMAN YEAR												
Date	Opp (Res.)	DEC	QS	IP	H	R	ER	BB	SO	HR	ERA	NP
2/16	GEORGIA SOUTHERN (L, 5-7)	-	-	1.0	1	1	1	1	0	1	9.00	21
2/20	*ALABAMA A&M (W, 10-2)	-	-	3.0	2	2	0	2	3	0	2.25	46
3/2	CINCINNATI (W, 9-5)	-	-	1.2	0	0	0	0	1	0	1.59	14
3/5	UT MARTIN (W, 15-9)	-	-	2.2	2	3	0	3	0	0	1.08	42
3/9	UTSA (W, 8-3)	-	-	1.0	0	0	0	1	0	0	0.96	17
3/16	#21 TENNESSEE (W, 5-2)	W	-	3.2	2	1	1	2	3	0	1.38	63
3/23	at #4 Mississippi State (L, 2-15)	-	-	3.2	4	1	1	3	3	0	1.62	67
3/30	*at South Carolina (L, 0-4)	L	-	5.0	3	2	2	4	4	1	2.08	88
4/5	*#9 ARKANSAS (L, 6-9)	-	-	3.1	3	3	2	4	4	0	2.52	76
4/9	JACKSONVILLE STATE (L, 6-11)	-	-	0.0	0	1	1	2	0	0	2.88	15
4/13	*at #12 Texas A&M (W, 7-0)	W	X	6.0	4	0	0	3	4	0	2.32	93
4/20	*#17 OLE MISS (W, 6-5)	-	-	4.2	5	3	3	2	6	2	2.78	79
4/26	*at #4 Vanderbilt (L, 5-9)	L	-	1.2	4	4	2	2	1	1	3.13	37
5/4	*ALABAMA (L, 6-7)	-	-	3.0	3	2	2	2	3	0	3.35	61
5/11	#7 GEORGIA (L, 8-10)	-	-	0.2	0	0	0	0	1	0	3.29	4
5/14	*NORTH ALABAMA (W, 8-7)	-	-	1.1	3	4	4	3	1	0	4.04	36
5/17	at #20 LSU (L, 1-5)	-	-	1.0	1	1	1	1	1	0	4.15	16
5/18	at #20 LSU (W, 5-4)	-	-	0.1	0	0	0	0	0	0	4.12	3
5/22	vs. #2 Vanderbilt (L, 1-11)	-	-	0.1	2	2	2	0	1	0	4.50	17
5/23	vs. #17 LSU (L, 3-4)	-	-	0.0	0	0	0	0	0	0	4.50	2

**2020 - SOPHOMORE YEAR**

Date	Opp (Res.)	DEC	QS	IP	H	R	ER	BB	SO	HR	ERA	NP
2/16	ILLINOIS-CHICAGO (W, 14-0)	-	-	2.0	2	0	0	0	3	0	0.00	34
2/25	*ALABAMA A&M (W, 10-0)	W	-	4.0	5	0	0	0	3	0	0.00	60
3/10	*GEORGIA TECH (L, 2-6)	L	-	2.0	4	3	2	1	1	0	2.25	42

**2021 - JUNIOR YEAR**

Date	Opp (Res.)	DEC	QS	IP	H	R	ER	BB	SO	HR	ERA	NP
2/19	PRESBYTERIAN (W, 14-3)	-	-	1.0	2	0	0	0	1	0	0.00	15
2/21	PRESBYTERIAN (W, 2-1 [10])	-	-	2.1	2	1	1	1	3	0	2.70	38
2/27	vs. Baylor (L, 6-12)	-	-	1.2	5	5	5	3	2	0	10.80	58
3/5	#18 BOSTON COLLEGE (L, 2-8)	-	-	1.2	1	3	2	1	3	1	10.80	34
3/9	at UAB (W, 6-5)	-	-	0.0	1	3	3	2	0	0	14.85	17
3/14	LITTLE ROCK (L, 6-12)	-	-	0.2	2	0	0	0	0	0	13.50	9
3/20	at #4 Ole Miss (L, 5-6)	-	-	2.1	3	0	0	3	3	0	10.24	47
3/27	KENTUCKY (L, 4-6)	-	-	2.1	1	0	0	1	2	0	8.25	36
4/2	at #1 Arkansas (L, 5-6)	-	-	0.0	0	0	0	1	0	0	8.25	5
4/11	#4 MISSISSIPPI STATE (L, 10-19)	-	-	1.0	2	3	3	0	1	1	9.69	18
4/21	JAX STATE (W, 8-7 [10])	-	-	1.0	1	1	1	1	1	0	9.64	22
5/7	LSU (L, 6-9)	-	-	0.1	0	0	0	0	0	0	9.42	4
5/12	at Samford (L, 1-6)	-	-	1.0	1	0	0	2	0	0	8.80	16
5/15	TEXAS A&M (L, 9-11)	-	-	0.0	0	0	0	1	0	0	8.80	6
5/18	NORTH ALABAMA (W, 14-6)	-	-	2.0	1	0	0	1	1	0	7.79	22
5/20	at Missouri (W, 15-6)	-	-	0.2	2	2	2	2	1	0	8.50	30

**2022 - SENIOR YEAR**

Date	Opp (Res.)	DEC	QS	IP	H	R	ER	BB	SO	HR	ERA	NP
2/23	TROY (W, 13-1)	-	-	1.0	1	0	0	1	2	0	0.00	26
3/1	ALABAMA STATE (W, 13-7)	-	-	0.1	3	4	4	2	0	0	27.00	27

**JOSEPH GONZALEZ'S CAREER APPEARANCES**

2021 - FRESHMAN YEAR												
Date	Opp (Res.)	DEC	QS	IP	H	R	ER	BB	SO	HR	ERA	NP
2/20	PRESBYTERIAN (W, 6-1)	-	-	1.0	2	0	0	0	1	0	0.00	12
2/24	ALABAMA A&M (W, 33-0)	-	-	1.0	0	0	0	0	2	0	0.00	11
2/26	vs. #25 Oklahoma (L, 3-4 [10])	-	-	1.1	4	1	1	0	0	0	2.70	25
3/9	*at UAB (W, 6-5)	-	-	5.0	1	1	1	0	7	0	2.16	60
3/14	LITTLE ROCK (L, 6-12)	-	-	0.2	2	1	1	0	0	0	3.00	12
3/16	at Lipscomb (W, 9-7)	-	-	1.1	1	0	0	0	1	0	2.61	17
3/19	at #4 Ole Miss (L, 0-1)	L	-	1.0	1	1	1	0	0	1	3.18	16
3/27	*KENTUCKY (L, 4-6)	L	-	4.0	8	5	5	2	4	0	5.28	71
4/3	*at #1 Arkansas (L, 5-6 [10])	-	-	5.0	2	2	2	5	1	0	4.87	86
4/11	*#4 MISSISSIPPI STATE (L, 10-19)	L	-	0.2	7	9	9	1	9	0	8.57	44
4/17	*at Alabama (L, 9-10)	-	-	1.1	4	3	3	0	0	0	9.27	29
4/21	JAX STATE (W, 8-7 [10])	-	-	3.1	3	0	0	0	3	0	8.06	55
4/25	#10 FLORIDA (W, 10-8 [7])	W	-	2.2	3	2	2	1	0	0	7.94	43
4/30	at #20 Georgia (W, 10-6 [14])	-	-	1.0	2	0	0	0	0	0	7.67	16
5/1	at #20 Georgia (W, 9-7)	-	-	2.2	3	2	2	0	3	1	7.59	29
5/7	LSU (L, 6-9)	-	-	3.1	3	1	1	0	4	0	7.13	51
5/12	at Samford (L, 1-6)	-	-	1.0	0	0	0	1	1	0	6.94	12
5/14	TEXAS A&M (W, 5-4)	-	-	1.0	0	0	0	0	0	0	6.75	9
5/16	TEXAS A&M (W, 8-5)	W	-	3.2	3	2	1	0	3	0	6.37	40
5/22	at Missouri (L, 6-7)	-	-	1.0	2	0	0	0	0	0	6.21	14
5/25	vs. #11 Ole Miss (L, 4-7)	-	-	0.1	0	0	0	0	0	0	6.17	3

**2022 - SOPHOMORE YEAR**

Date	Opp (Res.)	DEC	QS	IP	H	R	ER	BB	SO	HR	ERA	NP
2/19	*vs. #12 Texas Tech (W, 2-1)	W	-	5.0	3	0	0	3	5	0	0.00	81
2/26	*YALE (W, 4-3)	-	-	3.0	7	3	3	0	2	0	3.38	47
3/5	*RHODE ISLAND-G1 (W, 16-0)	W	X	6.2	5	0	0	1	8	0	1.84	89
3/13	*MIDDLE TENNESSEE-G1 (W, 10-7)	-	-	1.0	0	0	0	1	0	0	1.72	12

**CADE GRANZOW'S CAREER APPEARANCES**

2022 - FRESHMAN YEAR												
Date	Opp (Res.)	DEC	QS	IP	H	R	ER	BB	SO	HR	ERA	NP
2/20	vs. Kansas State (W, 12-1)	-	-	1.0	1	0	0	0	1	0	0.00	16
2/26	YALE-G2 (L, 4-5 [10])	-	-	0.2	1	0	0	1	1	0	0.00	18
3/2	UAB (W, 16-1)	-	-	1.0	1	0	0	0	0	0	0.00	9
3/5	RHODE ISLAND-G2 (W, 12-0)	-	-	1.0	0	0	0	0	2	0	0.00	14

**CAM HILL'S CAREER APPEARANCES**

2021 - FRESHMAN YEAR												
Date	Opp (Res.)	DEC	QS	IP	H	R	ER	BB	SO	HR	ERA	NP
2/21	PRESBYTERIAN (W, 2-1 [10])	W	-	1.0	0	0						

**TOMMY SHEEHAN'S CAREER APPEARANCES**

**2018 - FRESHMAN YEAR AT NOTRE DAME**

Date	Opp (Res.)	DEC	QS	IP	H	R	ER	BB	SO	HR	ERA	NP
2/17	*at LSU (W, 10-5)	W	-	5.0	6	4	4	3	2	1	7.20	75
2/24	*vs. Purdue (W, 4-2)	-	-	5.0	4	2	2	6	2	0	5.40	83
3/3	*vs. Seton Hall (W, 9-8)	-	-	1.1	1	4	3	4	2	0	7.15	40
3/10	*at Miami (L, 0-9)	L	X	6.0	4	2	2	2	2	1	5.71	81
3/17	*at Florida State (L, 4-6)	-	-	4.1	2	2	1	5	1	0	4.98	85
3/24	*WAKE FOREST (W, 7-6)	-	-	4.0	5	4	4	4	2	1	5.61	73
3/31	*at Duke (L, 3-6)	L	-	6.0	5	4	3	3	0	0	5.40	93
4/8	*CLEMSON (L, 3-6)	L	-	6.0	6	6	6	3	3	3	5.97	105
4/14	*at NC State (L, 2-12)	L	-	4.2	8	6	6	2	1	0	6.59	95
4/25	*VALPARAISO (W, 6-5)	W	X	6.0	4	1	1	3	4	1	5.96	95
5/1	*WESTERN MICHIGAN (W, 14-4)	-	-	4.0	4	1	1	1	2	0	5.68	63
5/6	*PITTSBURGH (L, 7-8)	-	-	4.0	6	4	4	2	3	0	5.91	77
5/15	*at Northwestern (W, 19-10)	-	-	4.0	3	0	0	0	3	0	5.52	48
5/19	*at Louisville (L, 7-10)	-	-	2.1	4	3	3	3	0	0	5.74	58

**2019 - SOPHOMORE YEAR AT NOTRE DAME**

Date	Opp (Res.)	DEC	QS	IP	H	R	ER	BB	SO	HR	ERA	NP
2/15	*at Arizona State (L, 1-10)	L	-	2.2	4	5	1	3	3	0	3.38	74
2/21	*vs. Eastern Michigan (W, 11-3)	W	X	7.0	6	2	2	1	8	0	2.79	107
3/1	*vs. Charleston Southern (W, 7-4)	W	-	8.0	5	4	4	1	6	0	3.57	103
3/9	*at Wake Forest (W, 7-4)	-	-	5.2	8	4	3	2	4	3	3.86	101
3/15	*at Clemson (W, 9-2)	W	X	9.0	7	2	2	3	4	0	3.54	-
3/23	*FLORIDA STATE (L, 1-7)	L	-	6.0	7	5	5	2	4	1	3.99	105
3/29	*at Georgia Tech (W, 9-6)	W	-	5.0	9	6	5	0	6	2	4.57	99
4/5	*VIRGINIA (W, 5-2)	W	X	9.0	9	2	1	1	2	0	3.96	100
4/13	*NORTH CAROLINA (L, 6-13)	L	-	6.0	13	11	8	2	3	5	4.78	112
4/20	*at Pittsburgh (L, 2-4)	L	X	7.0	5	3	2	0	3	0	4.55	90
4/26	*NC STATE (W, 5-4)	-	-	6.0	7	4	3	1	3	2	4.54	100
5/3	*LOUISVILLE (L, 0-2)	L	-	5.1	4	2	2	3	4	0	4.46	107
5/11	*CANISIUS (W, 5-4)	-	X	7.2	4	2	0	1	2	0	4.06	100
5/17	*at Boston College (L, 8-9)	-	-	5.0	9	5	5	0	4	0	4.33	97
5/22	*vs. Georgia Tech (L, 6-12)	L	-	3.0	3	5	4	3	6	0	4.58	85

**2020 - JUNIOR YEAR AT NOTRE DAME**

Date	Opp (Res.)	DEC	QS	IP	H	R	ER	BB	SO	HR	ERA	NP
2/14	*at UAB (W, 4-2)	W	X	7.0	1	0	0	1	9	0	0.00	89
2/21	*vs. Incarnate Word (W, 12-1)	W	X	6.0	5	1	1	0	5	0	0.69	100
2/28	*at Presbyterian (W, 13-5)	W	-	6.1	7	4	4	1	6	0	2.33	84
3/6	*at North Carolina (W, 8-5)	-	-	4.0	5	2	2	3	2	0	2.70	75

**2021 - SENIOR YEAR AT NOTRE DAME**

Date	Opp (Res.)	DEC	QS	IP	H	R	ER	BB	SO	HR	ERA	NP
2/27	*at Wake Forest (L, 8-10)	-	-	4.0	4	1	1	3	7	0	2.25	88
3/5	*at Clemson (L, 7-13)	L	-	4.0	6	5	5	2	3	1	6.75	-

**2022 - FIFTH YEAR**

Date	Opp (Res.)	DEC	QS	IP	H	R	ER	BB	SO	HR	ERA	NP
2/18	*vs. Oklahoma (L, 0-3)	-	-	1.0	1	0	0	1	1	0	0.00	33
2/23	*TROY (W, 13-1)	-	-	3.0	1	1	1	3	1	0	2.25	43
3/6	RHODE ISLAND (W, 14-1)	S	-	3.0	0	0	0	1	5	0	1.29	47
3/13	MIDDLE TENNESSEE-G1 (W, 10-7)	W	-	3.2	4	2	2	2	1	1	2.53	52
3/19	#1 OLE MISS (L, 2-15)	-	-	2.2	5	3	3	0	3	0	4.05	40

**CARSON SKIPPER'S CAREER APPEARANCES**

**2019 - FRESHMAN YEAR**

Date	Opp (Res.)	DEC	QS	IP	H	R	ER	BB	SO	HR	ERA	NP
2/15	GEORGIA SOUTHERN (W, 11-2)	-	-	3.0	3	0	0	1	1	0	0.00	48
2/19	*ALABAMA A&M (W, 10-1)	W	-	4.0	2	1	0	0	8	0	0.00	67
2/24	at UCF (W, 13-9)	W	-	2.0	3	3	3	3	1	1	3.00	58
3/2	*CINCINNATI (W, 9-5)	-	-	3.0	5	4	3	0	4	1	4.50	59
3/6	UT MARTIN (W, 2-0)	-	-	2.1	0	0	0	0	5	0	3.77	31
3/9	*UTSA (W, 8-3)	W	-	4.2	5	0	0	0	5	0	2.84	70
3/17	*#21 TENNESSEE (W, 5-3)	-	-	3.0	3	2	1	1	1	0	2.86	46
3/23	*at #4 Mississippi State (L, 2-15)	L	-	0.2	5	5	4	2	1	0	4.37	35
3/24	*at #4 Mississippi State (L, 15-20)	-	-	1.0	2	3	3	1	0	1	5.48	9
3/30	*at South Carolina (W, 7-5)	-	-	0.1	4	3	3	2	1	0	6.38	43
4/5	#9 ARKANSAS (W, 6-3)	-	-	0.2	1	0	0	0	1	0	6.20	8
4/5	#9 ARKANSAS (L, 6-9)	L	-	3.0	3	5	3	3	2	1	7.16	78
4/9	JACKSONVILLE STATE (L, 6-11)	-	-	0.0	0	0	0	2	0	0	7.16	10
4/16	*at #16 Georgia Tech (L, 6-11)	-	-	2.1	1	1	1	4	3	0	6.82	53
4/23	at Jacksonville State (W, 14-2)	-	-	1.0	0	0	0	1	0	0	6.61	17
4/25	at #4 Vanderbilt (L, 6-12)	-	-	1.1	3	2	2	3	1	0	6.89	43
5/7	*UAB (L, 4-6)	L	-	2.1	5	4	4	0	3	0	7.46	48

**2020 - SOPHOMORE YEAR**

Date	Opp (Res.)	DEC	QS	IP	H	R	ER	BB	SO	HR	ERA	NP
2/15	ILLINOIS-CHICAGO (W, 7-3)	-	-	1.0	0	0	0	0	2	0	0.00	16
2/19	OAKLAND (W, 17-1)	-	-	2.0	2	0	0	0	2	0	0.00	28
2/22	UCF (L, 3-7)	-	-	1.1	1	0	0	0	2	0	0.00	20
2/25	ALABAMA A&M (W, 10-0)	-	-	1.0	0	0	0	0	2	0	0.00	11
2/28	WRIGHT STATE (W, 7-2)	-	-	1.0	0	0	0	1	1	0	0.00	14
3/8	CHICAGO STATE (W, 9-0)	-	-	1.0	0	0	0	1	2	0	0.00	16
3/10	GEORGIA TECH (L, 2-6)	-	-	1.2	2	1	1	1	1	0	1.00	37

**2021 - JUNIOR YEAR**

Date	Opp (Res.)	DEC	QS	IP	H	R	ER	BB	SO	HR	ERA	NP
2/20	PRESBYTERIAN (W, 6-1)	-	-	1.0	1	0	0	0	1	0	0.00	9
2/24	ALABAMA A&M (W, 33-0)	-	-	1.0	1	0	0	0	0	0	0.00	8
2/26	vs. #25 Oklahoma (L, 3-4 [10])	-	-	2.0	1	0	0	1	3	0	0.00	39
2/28	vs. Texas A&M (W, 6-1)	-	-	1.0	0	0	0	0	1	0	0.00	15
3/7	#18 BOSTON COLLEGE (L, 9-11 [10])	-	-	0.2	0	0	0	0	1	0	0.00	13
4/1	at #1 Arkansas (W, 2-1)	-	-	1.0	1	0	0	0	0	0	0.00	15
4/3	at #1 Arkansas (L, 5-6 [10])	-	-	2.0	2	2	2	1	2	0	2.08	43
4/9	#4 MISSISSIPPI STATE (L, 5-6)	L	-	2.0	1	1	1	1	2	0	2.53	38
4/15	at Alabama (L, 7-8 [10])	L	-	1.0	3	1	1	0	2	0	3.09	26

4/17	at Alabama (L, 9-10)	-	-	0.2	4	3	3	0	1	2	5.11	18
4/20	SAMFORD (W, 6-4)	-	-	1.0	1	0	0	0	2	0	4.72	18
4/25	#10 FLORIDA (W, 10-8 [7])	-	-	1.2	2	2	0	0	2	0	4.20	41
4/30	at #20 Georgia (W, 10-6 [14])	-	-	3.0	4	1	1	0	0	1	4.00	32
5/6	LSU (L, 3-8)	-	-	0.1	0	3	3	3	1	0	5.40	25
5/8	LSU (W, 2-1)	W	-	2.1	0	0	0	1	4	0	4.79	38
5/14	TEXAS A&M (W, 5-4)	W	-	3.0	2	1	1	0	4	1	4.56	50
5/16	TEXAS A&M (W, 8-5)	S	-	1.1	1	0	0	0	3	0	4.32	17
5/21	at Missouri (W, 3-0)	S	-	1.0	2	0	0	1	1	0	4.15	26
5/25	vs. #11 Ole Miss (L, 4-7)	-	-	3.2	3	2	2	1	6	1	4.25	68

**2022 - SENIOR YEAR**

Date	Opp (Res.)	DEC	QS	IP	H	R	ER	BB	SO	HR	ERA	NP
2/19	vs. #12 Texas Tech (W, 2-1)	-	-	1.0	0	0	0	1	1	0	0.00	17
2/26	YALE-G1 (W, 4-3)	-	-	3.0	1	0	0	2	4	0	0.00	57
3/4	RHODE ISLAND (W, 7-2)	-	-	4.0	3	0	0	0	4	0	0.00	60
3/11	MIDDLE TENNESSEE (L, 8-10)	-	-	5.2	6	3	2	0	4	1	1.32	71
3/17	#1 OLE MISS (L, 6-13)	-	-	2.2	4	5	1	0	3	1	1.65	51

**CARSON SWILLING'S CAREER APPEARANCES**

**2021 - FRESHMAN YEAR**

Date	Opp (Res.)	DEC	QS	IP	H	R	ER	BB	SO	HR	ERA	NP
2/19	PRESBYTERIAN (W, 14-3)	-	-	1.0	0	0	0	0	1	0	0.00	11
2/23	ALABAMA A&M (W, 18-2 [7])	-	-	1.0	0	0	0	0	2	0	0.00	15
3/6	#18 BOSTON COLLEGE (W, 16-1)	-	-	1.2	1	0	0	1	1	0	0.00	40
3/12	LITTLE ROCK (W, 7-0)	-	-	1.0	0	0	0	0	1	0	0.00	10
3/16	at Lipscomb (W, 9-7)	W	-	3.2	3	1	1	0	2	1	1.08	42
3/20	at #4 Ole Miss (L, 5-6)	-	-	1.2	2	0	0	1	3	0	0.90	45
3/27	KENTUCKY (L, 4-6)	-	-	1.0	2	1	1	1	0	0	1.64	16
4/2	at #1 Arkansas (L, 5-6)	L	-	0.2	0	1	1	2	0	0	2.31	14
4/11	#4 MISSISSIPPI STATE (L, 10-19)	-	-	2.0	2	3	3	3	1	0	3.95	40
4/13	at #20 Georgia Tech (W, 7-3)	-	-	1.0	0	0	0	0	3	0	3.68	16
4/16	at Alabama (W, 5-4)	S	-	2.0	1	1	0	0	3	0	3.24	38
4/20	SAMFORD (W, 6-4)	-	-	2.0	0	0	0	0	2	0	2.89	27
4/												

**SUPERLATIVES AND MISCELLANEOUS NOTES**

**STARTS BY POSITION**

**STARTING PITCHER**

Trace Bright	5	2-3
Joseph Gonzalez	4	4-0
Jordan Armstrong	3	2-1
Mason Barnett	3	2-1
Tommy Sheehan	2	1-1
Konner Copeland	1	1-0
Hayden Mullins	1	1-0

**CATCHER**

Jake Wyandt	12	10-2
Ryan Dyal	8	4-4

**FIRST BASE**

Sonny DiChiara	15	11-4
Cam Hill	5	3-2

**SECOND BASE**

Cole Foster	16	13-3
Garrett Farquhar	3	1-2
Brooks Carlson	1	0-1

**THIRD BASE**

Blake Rambusch	17	12-5
Garrett Farquhar	3	2-1

**SHORTSTOP**

Brody Moore	19	13-6
Garrett Farquhar	1	1-0

**LEFT FIELD**

Ryan Dyal	9	7-2
Brayton Brown	3	2-1
Josh Hall	3	2-1
Bryson Ware	3	2-1
Mike Bello	2	1-1

**CENTER FIELD**

Kason Howell	20	14-6
--------------	----	------

**RIGHT FIELD**

Bryson Ware	15	11-4
Blake Rambusch	3	2-1
Josh Hall	2	1-1

**DESIGNATED HITTER**

Cam Hill	7	5-2
Brooks Carlson	6	4-2
Ryan Dyal	3	3-0
Nate LaRue	3	2-1
Sonny DiChiara	1	0-1

**2022 AUBURN & OPPONENT HIGHS**

**TEAM BATTING**

	AUBURN	OPPONENT
Runs in a game	19, vs. Ole Miss (3/18)	15, Ole Miss (3/19)
Runs in an inning	9, vs. Rhode Island [1st] (G2 - 3/5)	6, Ole Miss [6th] (3/17)
Most Hits in a game	17, UAB (3/2)	19, Ole Miss (3/19)
Fewest Hits in a game	3, two times	1, Rhode Island (G2 - 3/5)
Hits in an inning	7, vs. Rhode Island [1st] (G2 - 3/5)	5, three times
2B in a game	5, vs. Yale (2/25)	6, Ole Miss (3/19)
3B in a game	1, three times	1, Yale (G1 - 2/26)
HR in a game	4, vs. Rhode Island (3/6)	3, three times
SB in a game	2, four times	6, Yale (G1 - 2/26)
LOB in a game	17, vs. K-State (2/20)	13, Alabama State (3/1)
K in a game	17, vs. K-State (2/20)	19, Yale (2/25)
BB in a game	12, two times	9, Yale (G2 - 2/26)

**TEAM PITCHING**

	AUBURN	OPPONENT
K in a game	19, vs. Yale (2/25)	17, K-State (2/20)
BB in a game	9, vs. Yale (G2 - 2/26)	12, two times
Pitchers used	8, two times	10, UAB (3/2)
Total Quality Starts	4	1

**TEAM FIELDING**

	AUBURN	OPPONENT
Errors in a game	5, vs. Ole Miss (3/17)	5, Alabama State (3/1)
DP turned in a game	3, vs. MTSU (G2 - 3/13)	2, three times

**IND. BATTING**

	AUBURN	OPPONENT
Hits in a game	4, Rambusch vs. OM (3/18)	3, nine times
Runs in a game	4, two times	4, Gonzalez [OM] (3/19)
2B in a game	2, five times	2, four times
3B in a game	1, three times	1, Swank [Yale] (G1 - 2/26)
HR in a game	1, 21 times	2, Gonzalez [OM] (3/17)
RBI in a game	6, Ware, two times	4, Elko [OM] (3/19)
XBH in a game	3, Ware vs. UAB (3/2)	2, nine times
SB in a game	2, Rambusch, two times	3, Swank [Yale] (G1 - 2/26)
BB in a game	3, four times	4, Sanders [MTSU] (G2 - 3/13)
HBP in a game	2, three times	2, two times
K in a game	3, 11 times	4, three times
Hitting Streak	10, Rambusch (current)	3, seven times
Consec. G w/HR	3, DiChiara vs. Troy/Yale (2/23-25)	2, two times

**IND. PITCHING**

	AUBURN	OPPONENT
K by a starter	11, Armstrong vs. Yale (2/25)	7, Dougherty [OM] (3/19)
K by a reliever	5, three times	6, two times
BB by a starter	4, Mullins vs. OM (3/18)	5, Picone [URI] (G1 - 3/5)
BB by a reliever	2, 14 times	6, Capell [Yale] (G2 - 2/26)
IP by a starter	6.2, Gonzalez vs. URI (G1 - 3/5)	6.0, Shaw [Yale] (G2 - 2/26)
IP by a reliever	5.2, Skipper vs. MTSU (3/11)	4.1, Wigginton [MTSU] (G2 - 3/13)

**MISCELLANEOUS**

	AUBURN
Biggest comeback win	3, two times
Biggest blown lead loss	3, vs. Middle Tennessee (G2 - 3/13)
Largest margin of victory	16, vs. Rhode Island (G1 - 3/5)
Largest margin of defeat	13, vs. Ole Miss (3/19)
Longest game, Time	4:03, vs. Ole Miss (3/18)
Longest game, Time (9 inn)	4:03, vs. Ole Miss (3/18)
Shortest game, Time (9 inn)	2:43, vs. Texas Tech (2/19)
Longest game, Innings	10, vs. Yale (G2 - 2/26)
Largest crowd, Home	4,096, vs. Ole Miss (3/19)
Largest crowd, Road	--
Largest crowd, Neutral	10,515, vs. Texas Tech (2/19)

**STARTS BY ORDER**

**LEADOFF**

Blake Rambusch	20	14-6
----------------	----	------

**2ND SPOT**

Kason Howell	14	9-5
Brody Moore	6	5-1

**3RD SPOT**

Sonny DiChiara	14	11-3
Ryan Dyal	4	2-2
Cam Hill	2	2-0

**CLEANUP**

Ryan Dyal	9	7-2
Brooks Carlson	6	4-2
Cam Hill	3	3-0
Sonny DiChiara	2	0-2

**5TH SPOT**

Bryson Ware	8	5-3
Brody Moore	5	4-1
Nate LaRue	3	2-1
Kason Howell	2	2-0
Cole Foster	1	1-0
Cam Hill	1	0-1

**6TH SPOT**

Bryson Ware	7	5-2
Brody Moore	4	2-2
Ryan Dyal	3	3-0
Cam Hill	2	1-1
Kason Howell	2	1-1
Garrett Farquhar	1	1-0
Cole Foster	1	1-0

**7TH SPOT**

Cole Foster	4	4-0
Brody Moore	4	2-2
Cam Hill	3	2-1
Bryson Ware	3	3-0
Ryan Dyal	2	2-0
Brayton Brown	1	0-1
Brooks Carlson	1	0-1
Garrett Farquhar	1	0-1
Kason Howell	1	1-0

**8TH SPOT**

Cole Foster	10	7-3
Garrett Farquhar	4	3-1
Brayton Brown	2	2-0
Ryan Dyal	2	1-1
Cam Hill	1	0-1
Kason Howell	1	1-0

**9TH SPOT**

Jake Wyandt	12	10-2
Josh Hall	5	3-2
Mike Bello	2	1-1
Garrett Farquhar	1	0-1

## PITCHING NOTES

### 2022 BULLPEN BY NUMBERS

Total App.....	73
Saves/Opp.....	4/6
IR/IRS.....	44/20
BA Against.....	.220
ERA.....	3.40

### SAVES/OPP

Blake Burkhalter.....	3/3
Parker Carlson.....	0/1
Hayden Mullins.....	0/1
Tommy Sheehan.....	1/1

### INHERITED RUNNERS/SCORED

Chase Allsup.....	1/1
John Armstrong.....	14/9
Jordan Armstrong.....	1/1
Ben Bosse.....	4/0
Blake Burkhalter.....	6/1
Tyler Drabick.....	4/0
Brooks Fuller.....	2/0
Cade Granzow.....	2/2
Nate LaRue.....	2/1
Tommy Sheehan.....	2/2
Carson Skipper.....	3/3
Carson Swilling.....	3/0

### 1ST BATTER FACED/RETIRED

Chase Allsup.....	6/2
John Armstrong.....	8/6
Jordan Armstrong.....	2/1
Mason Barnett.....	3/2
Ben Bosse.....	4/3
Blake Burkhalter.....	8/6
Parker Carlson.....	4/4
Tyler Drabick.....	4/2
Brooks Fuller.....	2/1
Cade Granzow.....	3/2
Nate LaRue.....	5/1
Hayden Mullins.....	3/1
Tommy Sheehan.....	3/1
Carson Skipper.....	5/5
Carson Swilling.....	6/4
Garrett Wade.....	4/2

### RELIEF ERA

John Armstrong.....	4.15
Mason Barnett.....	0.00
Cade Granzow.....	0.00
Cam Hill.....	0.00
Carson Skipper.....	1.65
Jordan Armstrong.....	1.69
Nate LaRue.....	1.69
Carson Swilling.....	2.00
Tyler Drabick.....	2.25
Chase Allsup.....	2.35
Ben Bosse.....	2.45
Blake Burkhalter.....	4.38
Tommy Sheehan.....	4.82
Parker Carlson.....	7.94
Hayden Mullins.....	8.31
Garrett Wade.....	10.80
Brooks Fuller.....	27.00

2022 Auburn Baseball  
Team Game-by-Game for Auburn (as of Mar 19, 2022)  
Pitching (All games)

Date	Opponent	ip	h	r	er	bb	so	2b	3b	hr	wp	bk	hbp	dp	ibb	score	w-l	sv	era
Feb 18	vs Oklahoma	8.0	4	3	3	5	7	1	0	1	1	0	3	2	0	0-3	0-1	0	3.38
Feb 19	vs Texas Tech	9.0	3	1	1	7	8	0	0	0	1	0	1	1	0	2-1	1-1	1	2.12
Feb 20	vs Kansas State	9.0	3	1	0	3	10	0	0	0	0	0	0	1	0	12-1	2-1	1	1.38
Feb 23	TROY	9.0	5	1	1	4	7	0	0	0	1	0	0	0	0	13-1	3-1	1	1.29
Feb 25	YALE	9.0	4	0	0	3	19	0	0	0	2	0	1	1	0	9-0	4-1	1	1.02
Feb 26	YALE	9.0	9	3	3	3	8	2	1	0	1	0	0	0	0	4-3	5-1	1	1.36
Feb 26	YALE	10.0	8	5	5	9	12	2	0	1	4	0	0	0	0	4-5	5-2	1	1.86
Mar 01	ALABAMA STATE	9.0	13	7	6	8	12	3	0	0	3	0	1	1	0	13-7	6-2	1	2.38
Mar 02	UAB	9.0	3	1	1	2	11	1	0	0	0	0	1	1	0	16-1	7-2	1	2.22
Mar 04	RHODE ISLAND	9.0	8	2	2	2	11	2	0	1	0	0	0	0	0	7-2	8-2	2	2.20
Mar 05	RHODE ISLAND	9.0	5	0	0	2	11	0	0	0	0	0	2	1	0	16-0	9-2	2	2.00
Mar 05	RHODE ISLAND	7.0	1	0	0	0	10	0	0	0	1	0	0	1	0	12-0	10-2	2	1.87
Mar 06	RHODE ISLAND	9.0	3	1	1	4	14	0	0	1	0	0	1	0	0	14-1	11-2	3	1.80
Mar 09	vs Tennessee Tech	9.0	10	3	2	3	14	3	0	0	1	0	1	0	0	4-3	12-2	3	1.81
Mar 11	MIDDLE TENNESS	9.0	10	10	6	3	8	3	0	1	1	0	1	0	0	8-10	12-3	3	2.10
Mar 13	MIDDLE TENNESS	9.0	12	7	6	4	8	2	0	3	1	0	1	2	0	10-7	13-3	4	2.35
Mar 13	MIDDLE TENNESS	8.0	8	4	4	5	4	3	0	0	2	0	0	3	0	3-4	13-4	4	2.46
*Mar 17	OLE MISS	9.0	14	13	6	5	13	3	0	3	4	0	1	1	0	6-13	13-5	4	2.66
*Mar 18	OLE MISS	9.0	6	5	3	8	7	1	0	1	2	0	1	0	0	19-5	14-5	4	2.68
*Mar 19	OLE MISS	9.0	19	15	12	2	12	6	0	3	0	1	1	1	0	2-15	14-6	4	3.15
Totals		177.0	148	82	62	82	206	32	1	15	25	1	16	16	0	174-82	14-6	4	3.15

### AUBURN STARTING PITCHER BREAKDOWN

Starter	GS	Quality Starts	Run Support	RS/Start	Auburn Record
Bright	5	3	27	5.4	2-3
Gonzalez	4	1	20	5.0	4-0
Armstrong	3	0	8	2.7	2-1
Barnett	3	0	15	5.0	2-1
Mullins	2	0	10	5.0	2-0
Sheehan	2	0	4	2.0	1-1
Copeland	1	0	7	7.0	1-0

#### Auburn Overall Rankings

Category	Rank	No.
ERA	3.15	4th
Opp BA	.227	6th
Hits Allowed	148	8th
Walks	82	11th
Strikeouts	206	5th

#### Auburn SEC-Only Rankings

Category	Rank	No.
ERA	7.00	8th
Opp BA	.328	11th
Hits Allowed	39	T-12th
Walks	15	T-8th
Strikeouts	32	T-2nd

### AUBURN PITCHING BREAKDOWN

	W-L	ERA	IP	H	R	ER	BB	K	HR	AVG	W-L	ERA	IP	H	R	ER	BB	K	HR	AVG	
STARTERS	7-3	2.85	79.0	68	31	25	34	87	3	.235	HOME	11-5	3.55	142.0	128	74	56	64	167	14	.238
RELIEVERS	7-3	3.40	98.0	80	51	37	48	119	12	.220	ROAD	--	--	--	--	--	--	--	--	--	--
TOTALS	14-6	3.15	177.0	148	82	62	82	206	15	.227	NEUT.	3-1	1.54	35.0	20	8	6	18	39	1	.174

**HITTING NOTES**

**2022 MULTI-HIT GAMES**

	2	3	4	5+	Total
Blake Rambusch	5	4	1	-	10
Sonny DiChiara	6	1	-	-	7
Kason Howell	2	5	-	-	7
Ryan Dyal	6	-	-	-	6
Brody Moore	5	1	-	-	6
Bryson Ware	4	2	-	-	6
Cam Hill	3	1	-	-	4
Jake Wyandt	2	-	-	-	2
Mike Bello	-	1	-	-	1
Brooks Carlson	1	-	-	-	1
Garrett Farquhar	1	-	-	-	1
Cole Foster	1	-	-	-	1
Josh Hall	1	-	-	-	1

**CAREER AUBURN MULTI-HIT GAMES**

	2	3	4	5+	Total
Kason Howell	29	10	-	-	39
Brody Moore	21	6	2	-	29
Bryson Ware	11	4	-	-	15
Cam Hill	10	4	-	-	14
Blake Rambusch	5	4	1	-	10
Garrett Farquhar	7	1	-	-	8
Sonny DiChiara	6	1	-	-	7
Ryan Dyal	7	-	-	-	7
Josh Hall	5	1	-	-	6
Cole Foster	2	-	-	-	2
Nate LaRue	2	-	-	-	2
Jake Wyandt	2	-	-	-	2
Mike Bello	-	1	-	-	1
Brayton Brown	1	-	-	-	1
Brooks Carlson	1	-	-	-	1

**2022 MULTI-RBI GAMES**

	2	3	4	5+	Total
Ryan Dyal	3	3	1	-	7
Kason Howell	5	1	-	-	6
Sonny DiChiara	2	1	2	-	5
Blake Rambusch	4	-	1	-	5
Cole Foster	2	1	1	-	4
Bryson Ware	2	-	-	2	4
Jake Wyandt	1	1	1	-	3
Mike Bello	2	-	-	-	2
Garrett Farquhar	2	-	-	-	2
Cam Hill	2	-	-	-	2
Brayton Brown	-	1	-	-	1
Brooks Carlson	1	-	-	-	1
Nate LaRue	1	-	-	-	1
Brody Moore	-	-	1	-	1

**CAREER AUBURN MULTI-RBI GAMES**

	2	3	4	5+	Total
Kason Howell	8	7	-	1	16
Brody Moore	10	-	1	1	12
Bryson Ware	6	-	2	2	10
Ryan Dyal	5	3	1	-	9
Cam Hill	4	3	1	-	8
Sonny DiChiara	2	1	2	-	5
Garrett Farquhar	3	1	1	-	5
Blake Rambusch	4	-	1	-	5
Brayton Brown	2	2	-	-	4
Cole Foster	2	1	1	-	4
Jake Wyandt	1	1	1	-	3
Mike Bello	2	-	-	-	2
Josh Hall	1	1	-	-	2
Nate LaRue	2	-	-	-	2
Brooks Carlson	1	-	-	-	1
Bobby Peirce	1	-	-	-	1

**CAREER AUBURN STARTS**

	Career	Consec.
Kason Howell	144	68
Brody Moore	86	11
Bryson Ware	55	13
Cam Hill	42	-
Ryan Dyal	42	20
Garrett Farquhar	22	2
Cole Foster	20	-
Blake Rambusch	20	20
Sonny DiChiara	16	4
Nate LaRue	16	-
Josh Hall	15	-
Brayton Brown	14	-
Jake Wyandt	12	-
Brooks Carlson	7	1
Mike Bello	2	2

**TEAM NOTES**

Auburn Overall SEC Rankings			Auburn SEC-Only Rankings		
Category	Rank	No.	Category	Rank	No.
Avg.	.312	3rd	Avg.	.342	2nd
Hits	210	5th	Hits	38	4th
2B	46	T-3rd	2B	10	T-1st
HR	21	11th	HR	4	T-8th
BB	110	T-4th	BB	20	2nd

**2022 AUBURN HOME RUNS**

No.	Player (#)	Opponent (Date)	On	Outs	Inn.	Pitcher
1	Ware (1)	Troy (2/23)	3	2	1	Fletcher (R)
2	DiChiara (1)	Troy (2/23)	2	1	2	Pettys (L)
3	DiChiara (2)	Yale (2/25)	1	1	1	Kipp (R)
4	DiChiara (3)	Yale (G1 - 2/26)	0	2	5	Walsh (R)
5	Howell (1)	Yale (G1 - 2/26)	0	0	9	Easterly (L)
6	Rambusch (1)	Yale (G2 - 2/26)	0	0	8	Capell (R)
7	Foster (1)	Alabama State (3/1)	2	1	2	A. Melendez (L)
8	DiChiara (4)	Alabama State (3/1)	0	0	7	O. Melendez (L)
9	DiChiara (5)	Rhode Island (3/4)	1	1	3	Twitchell (R)
10	Rambusch (2)	Rhode Island (G1 - 3/5)	0	0	1	Picone (R)
11	Dyal (1)	Rhode Island (G1 - 3/5)	1	2	4	Diaz (R)
12	Wyandt (1)	Rhode Island (3/6)	2	2	2	Levesque (L)
13	Carlson (1)	Rhode Island (3/6)	1	0	5	Brutti (R)
14	Dyal (2)	Rhode Island (3/6)	3	1	6	Morrison (R)
15	Farquhar (1)	Rhode Island (3/6)	1	2	7	Morrison (R)
16	Dyal (3)	Middle Tennessee (3/11)	1	1	1	Keenan (R)
17	Moore (1)	Middle Tennessee (3/11)	2	2	9	Wigginton (L)
18	DiChiara (6)	Ole Miss (3/17)	1	1	1	Gaddis (L)
19	Dyal (4)	Ole Miss (3/17)	0	1	6	DeLucia (R)
20	DiChiara (7)	Ole Miss (3/18)	1	2	4	Nichols (R)
21	Howell (2)	Ole Miss (3/18)	2	1	7	McDaniel (R)

**AUBURN HITTING STREAKS**

	Current	'22	Career
Mike Bello	2	2	2
Luke Burk	-	1	1
Brooks Carlson	3	3	3
Sonny DiChiara	5	8	8
Ryan Dyal	1	4	4
Garrett Farquhar	-	5	5
Cole Foster	1	6	6
Josh Hall	-	3	4
Cam Hill	-	2	4
Kason Howell	3	9	9
Mason Land	-	3	3
Nate LaRue	1	2	2
Brody Moore	6	6	8
Bobby Peirce	-	1	1
Blake Rambusch	10	10	10
Bryson Ware	-	4	6
Jake Wyandt	-	7	7

**AUBURN REACHED BASE STREAKS**

	Current	'22	Career
Mike Bello	2	2	2
Luke Burk	-	1	1
Brooks Carlson	3	6	6
Ryan Dyal	3	15	15
Sonny DiChiara	16	16	16
Garrett Farquhar	-	7	7
Cole Foster	1	8	8
Josh Hall	-	3	5
Cam Hill	-	7	8
Kason Howell	18	18	18
Mason Land	-	4	4
Nate LaRue	1	4	7
Brody Moore	10	10	11
Bobby Peirce	-	1	1
Blake Rambusch	18	18	18
Bryson Ware	-	8	8
Jake Wyandt	-	7	7

**BUNT HITS**

Player	No.
Josh Hall	2
Cole Foster	1
Blake Rambusch	1
<b>TOTAL</b>	<b>4</b>

**SAC BUNTS**

Player	No.
Brayton Brown	1
Kason Howell	1
Brody Moore	1
Blake Rambusch	1
Jake Wyandt	1
<b>TOTAL</b>	<b>5</b>

**SAC FLIES**

Player	No.
Nate LaRue	3
Blake Rambusch	3
Kason Howell	3
Sonny DiChiara	2
Ryan Dyal	2
Cam Hill	1
Brody Moss	1
Bryson Ware	1
Jake Wyandt	1
<b>TOTAL</b>	<b>17</b>

**OUTFIELD ASSISTS**

Player	No.
Ryan Dyal	2
Bryson Ware	2
Kason Howell	1
<b>TOTAL</b>	<b>5</b>

**PINCH HITS**

Player	No.
Garrett Farquhar	2
Mason Land	2
Mike Bello	1
Luke Burk	1
Brooks Carlson	1
<b>TOTAL</b>	<b>7</b>

**AUBURN CAREER HOME RUN BREAKDOWN**

	1R	2R	3R	GS	Career	Home	Road	Last
Brown	2	--	1	--	3	2	1	3/21/21
Carlson	--	1	--	--	1	1	--	3/6/22
DiChiara	2	4	1	--	7	7	--	3/18/22
Dyal	3	3	--	1	7	6	1	3/17/22
Farquhar	--	1	--	--	1	1	--	3/6/22
Foster	--	--	1	--	1	1	--	3/1/22
Hill	2	2	--	1	5	5	--	4/25/21
Howell	4	3	2	--	9	3	6	3/18/22
LaRue	2	--	--	--	2	2	--	5/18/21
Moore	1	1	1	--	3	2	1	3/11/22
Rambusch	2	--	--	--	2	2	--	3/5/22
Ware	2	4	--	1	7	5	2	2/23/22
Wyandt	--	--	1	--	1	1	--	3/6/22



## AUBURN 2022 GAME-BY-GAME STARTING LINEUPS

DATE	OPP	1	2	3	4	5	6	7	8	9	SP
2/18	vs. Oklahoma	Rambusch	Howell	Dyal	DiChiara	Moore	Ware	Hill	Foster	Farquhar	Sheehan
2/19	vs. Texas Tech	Rambusch	Moore	DiChiara	Dyal	Howell	Ware	Foster	Farquhar	Wyandt	Gonzalez
2/20	vs. Kansas State	Rambusch	Moore	DiChiara	Dyal	LaRue	Howell	Foster	Brown	Hall	Bright
2/23	Troy	Rambusch	Howell	DiChiara	Dyal	Moore	Ware	Foster	Brown	Wyandt	Sheehan
2/25	Yale	Rambusch	Moore	DiChiara	Dyal	LaRue	Ware	Foster	Howell	Hall	Armstrong
2/26	Yale - G1	Rambusch	Moore	DiChiara	Dyal	Ware	Foster	Howell	Farquhar	Wyandt	Gonzalez
2/26	Yale - G2	Rambusch	Moore	DiChiara	Dyal	LaRue	Howell	Brown	Foster	Hall	Bright
3/1	Alabama State	Rambusch	Moore	DiChiara	Dyal	Howell	Ware	Hill	Foster	Wyandt	Copeland
3/2	UAB	Rambusch	Howell	DiChiara	Hill	Foster	Farquhar	Ware	Dyal	Wyandt	Barnett
3/4	Rhode Island	Rambusch	Howell	DiChiara	Hill	Moore	Ware	Dyal	Foster	Hall	Armstrong
3/5	Rhode Island - G1	Rambusch	Howell	DiChiara	Carlson	Ware	Dyal	Moore	Foster	Wyandt	Gonzalez
3/5	Rhode Island - G2	Rambusch	Howell	DiChiara	Hill	Ware	Moore	Dyal	Foster	Wyandt	Bright
3/6	Rhode Island	Rambusch	Howell	Hill	Carlson	Moore	Dyal	Ware	Foster	Wyandt	Mullins
3/8	vs. Tennessee Tech	Rambusch	Howell	Hill	Carlson	Moore	Dyal	Ware	Foster	Wyandt	Barnett
3/11	Middle Tennessee	Rambusch	Howell	Dyal	Carlson	Ware	Hill	Moore	Foster	Hall	Armstrong
3/13	Middle Tennessee - G1	Rambusch	Howell	Dyal	Carlson	Ware	Hill	Moore	Foster	Wyandt	Gonzalez
3/13	Middle Tennessee - G2	Rambusch	Howell	Dyal	DiChiara	Ware	Moore	Farquhar	Hill	Wyandt	Bright
3/17	Ole Miss*	Rambusch	Howell	DiChiara	Carlson	Hill	Ware	Moore	Dyal	Wyandt	Barnett
3/18	Ole Miss*	Rambusch	Howell	DiChiara	Dyal	Ware	Moore	Hill	Farquhar	Bello	Mullins
3/19	Ole Miss*	Rambusch	Howell	DiChiara	Dyal	Ware	Moore	Carlson	Farquhar	Bello	Bright
3/22	vs. South Alabama										
3/25	at Texas A&M*										
3/26	at Texas A&M*										
3/27	at Texas A&M*										
3/29	Jacksonville State										
3/31	at LSU*										
4/1	at LSU*										
4/2	at LSU*										
4/5	at UAB										
4/8	Vanderbilt*										
4/9	Vanderbilt*										
4/10	Vanderbilt*										
4/12	Samford										
4/14	at Mississippi State*										
4/15	at Mississippi State*										
4/16	at Mississippi State*										
4/19	Alabama State										
4/22	South Carolina*										
4/23	South Carolina*										
4/24	South Carolina*										
4/26	at Jacksonville State										
4/29	at Tennessee*										
4/30	at Tennessee*										
5/1	at Tennessee*										
5/6	Arkansas*										
5/7	Arkansas*										
5/8	Arkansas*										
5/10	at Troy										
5/13	Alabama*										
5/14	Alabama*										
5/15	Alabama*										
5/17	at Samford										
5/19	at Kentucky*										
5/20	at Kentucky*										
5/21	at Kentucky*										

\* - SEC Game

**AUBURN 2021 GAME-BY-GAME STARTERS**

DATE	OPP	SP	C	1B	2B	3B	SS	LF	CF	RF	DH
2/18	vs. Oklahoma	Sheehan	Dyal	DiChiara	Foster	Farquhar	Moore	Ware	Howell	Rambusch	Hill
2/19	vs. Texas Tech	Gonzalez	Wyandt	DiChiara	Foster	Farquhar	Moore	Ware	Howell	Rambusch	Dyal
2/20	vs. Kansas State	Bright	Dyal	DiChiara	Foster	Rambusch	Moore	Brown	Howell	Hall	LaRue
2/23	Troy	Sheehan	Wyandt	DiChiara	Foster	Rambusch	Moore	Brown	Howell	Ware	Dyal
2/25	Yale	Armstrong	Dyal	DiChiara	Foster	Rambusch	Moore	Hall	Howell	Ware	LaRue
2/26	Yale - G1	Gonzalez	Wyandt	DiChiara	Foster	Farquhar	Moore	Ware	Howell	Rambusch	Dyal
2/26	Yale - G2	Bright	Dyal	DiChiara	Foster	Rambusch	Moore	Brown	Howell	Hall	LaRue
3/1	Alabama State	Copeland	Wyandt	DiChiara	Foster	Rambusch	Moore	Dyal	Howell	Ware	Hill
3/2	UAB	Barnett	Wyandt	DiChiara	Foster	Rambusch	Farquhar	Dyal	Howell	Ware	Hill
3/4	Rhode Island	Armstrong	Dyal	DiChiara	Foster	Rambusch	Moore	Hall	Howell	Ware	Hill
3/5	Rhode Island - G1	Gonzalez	Wyandt	DiChiara	Foster	Rambusch	Moore	Dyal	Howell	Ware	Carlson
3/5	Rhode Island - G2	Bright	Wyandt	DiChiara	Foster	Rambusch	Moore	Dyal	Howell	Ware	Hill
3/6	Rhode Island	Mullins	Wyandt	Hill	Foster	Rambusch	Moore	Dyal	Howell	Ware	Carlson
3/8	vs. Tennessee Tech	Barnett	Wyandt	Hill	Foster	Rambusch	Moore	Dyal	Howell	Ware	Carlson
3/11	Middle Tennessee	Armstrong	Dyal	Hill	Foster	Rambusch	Moore	Hall	Howell	Ware	Carlson
3/13	Middle Tennessee - G1	Gonzalez	Wyandt	Hill	Foster	Rambusch	Moore	Dyal	Howell	Ware	Carlson
3/13	Middle Tennessee - G2	Bright	Wyandt	Hill	Farquhar	Rambusch	Moore	Dyal	Howell	Ware	DiChiara
3/17	Ole Miss*	Barnett	Wyandt	DiChiara	Carlson	Rambusch	Moore	Dyal	Howell	Ware	Hill
3/18	Ole Miss*	Mullins	Dyal	DiChiara	Farquhar	Rambusch	Moore	Bello	Howell	Ware	Hill
3/19	Ole Miss*	Bright	Dyal	DiChiara	Farquhar	Rambusch	Moore	Bello	Howell	Ware	Carlson
3/22	vs. South Alabama										
3/25	at Texas A&M*										
3/26	at Texas A&M*										
3/27	at Texas A&M*										
3/29	Jacksonville State										
3/31	at LSU*										
4/1	at LSU*										
4/2	at LSU*										
4/5	at UAB										
4/8	Vanderbilt*										
4/9	Vanderbilt*										
4/10	Vanderbilt*										
4/12	Samford										
4/14	at Mississippi State*										
4/15	at Mississippi State*										
4/16	at Mississippi State*										
4/19	Alabama State										
4/22	South Carolina*										
4/23	South Carolina*										
4/24	South Carolina*										
4/26	at Jacksonville State										
4/29	at Tennessee*										
4/30	at Tennessee*										
5/1	at Tennessee*										
5/6	Arkansas*										
5/7	Arkansas*										
5/8	Arkansas*										
5/10	at Troy										
5/13	Alabama*										
5/14	Alabama*										
5/15	Alabama*										
5/17	at Samford										
5/19	at Kentucky*										
5/20	at Kentucky*										
5/21	at Kentucky*										

\* - SEC Game

**OVERALL STATS**



**2022 Auburn Baseball  
Overall Statistics for Auburn (as of Mar 19, 2022)  
(All games Sorted by Batting avg)**



Record: 14-6 Home: 11-5 Away: 0-0 Neutral: 3-1 SEC: 1-2

Player	avg	gp-gs	ab	r	h	2b	3b	hr	rbi	tb	slg%	bb	hp	so	gdp	ob%	sf	sh	sb-att	po	a	e	fld%	
17 DiChiara, Sonny	.458	16-16	48	18	22	7	0	7	18	50	1.042	17	4	5	0	.606	2	0	0-0	90	5	1	.990	
1 Rambusch, Blake	.413	20-20	80	20	33	5	1	2	18	46	.575	8	5	9	0	.479	3	1	5-9	17	31	2	.960	
5 Howell, Kason	.355	20-20	76	17	27	7	1	2	20	42	.553	8	5	12	1	.435	3	1	4-4	50	1	0	1.000	
4 Moore, Brody	.304	19-19	69	21	21	3	0	1	6	27	.391	12	1	12	1	.415	0	1	1-1	18	37	0	1.000	
16 Hill, Cam	.293	15-12	41	8	12	4	0	0	7	16	.390	8	0	12	0	.400	1	0	0-1	31	1	0	1.000	
8 Ware, Bryson	.284	20-18	67	18	19	8	1	1	18	32	.478	8	2	20	1	.372	1	0	3-3	34	2	0	1.000	
6 Dyal, Ryan	.273	20-20	66	21	18	4	0	4	24	34	.515	13	7	21	2	.432	2	0	0-0	91	4	2	.979	
50 Wyandt, Jake	.250	13-12	36	7	9	1	0	1	12	13	.361	4	1	14	0	.333	1	1	1-1	106	10	3	.975	
7 Foster, Cole	.240	16-16	50	8	12	2	0	1	18	17	.340	11	3	15	1	.406	0	0	0-1	24	36	2	.968	
-----																								
31 Bello, Mike	.545	10-2	11	4	6	2	0	0	4	8	.727	2	1	1	0	.643	0	0	0-0	5	0	1	.833	
37 Land, Mason	.500	8-0	6	2	3	0	0	0	0	3	.500	3	0	2	0	.667	0	0	0-0	0	3	0	1.000	
19 Carlson, Brooks	.276	10-7	29	11	8	0	0	1	3	11	.379	6	1	9	0	.417	0	0	0-0	1	0	1	.500	
28 LaRue, Nate	.267	9-3	15	3	4	1	0	0	4	5	.333	2	0	9	0	.300	3	0	0-0	17	1	0	1.000	
2 Hall, Josh	.238	13-5	21	3	5	1	0	0	0	6	.286	3	0	9	0	.333	0	0	1-1	3	0	0	1.000	
11 Farquhar, Garrett	.233	17-7	30	10	7	1	0	1	6	11	.367	3	1	1	1	.324	0	0	0-0	13	19	0	1.000	
Brown, B.	.167	6-3	12	2	2	0	0	0	3	2	.167	2	2	7	0	.375	0	1	0-0	5	0	0	1.000	
51 Burk, Luke	.143	9-0	7	1	1	0	0	0	0	1	.143	0	0	6	0	.143	0	0	0-0	18	0	0	1.000	
27 Peirce, Bobby	.143	7-0	7	0	1	0	0	0	1	1	.143	0	0	4	0	.143	0	0	0-0	1	0	0	1.000	
72 Moss, Brody	.000	3-0	2	0	0	0	0	0	1	0	.000	0	0	1	0	.000	1	0	0-0	0	1	0	1.000	
13 Schorr, Ben	.000	1-0	0	0	0	0	0	0	0	0	.000	0	0	0	0	.000	0	0	0-0	1	0	0	1.000	
Totals	.312	20	673	174	210	46	3	21	163	325	.483	110	33	169	7	.424	17	5	15-21	531	172	15	.979	
Opponents	.227	20	652	82	148	32	1	15	69	227	.348	82	16	206	10	.326	4	2	15-19	495	158	18	.973	

LOB - Team (170), Opp (144). DPs turned - Team (16), Opp (11). CI - Team (1), Dyal, R. 1, Opp (1). IBB - Team (7), DiChiara, S. 4, Dyal, R. 2, Hill, C. 1.

**(All games Sorted by Earned run avg)**

Player	era	w-l	app	gs	cg	sho	sv	ip	h	r	er	bb	so	2b	3b	hr	b/avg	wp	hp	bk	sfa	sha
29 Skipper, Carson	1.65	1-0	5	0	0	0/0	0	16.1	14	8	3	3	16	6	0	2	.222	1	1	0	1	0
45 Gonzalez, Joseph	1.72	2-0	4	4	0	0/1	0	15.2	15	3	3	5	15	1	1	0	.273	1	2	0	1	1
21 Bright, Trace	1.98	2-1	5	5	0	0/1	0	27.1	17	10	6	10	28	4	0	0	.179	3	0	0	0	0
52 Armstrong, Jordan	4.40	1-1	5	3	0	0/1	0	14.1	17	7	7	5	22	4	0	1	.288	2	4	1	0	0
18 Barnett, Mason	4.60	1-1	6	3	0	0/0	0	15.2	15	9	8	6	19	4	0	2	.254	2	0	0	1	0
-----																						
9 Granzow, Cade	0.00	0-0	4	0	0	0/1	0	3.2	3	0	0	1	4	0	0	0	.250	2	1	0	0	0
54 Copeland, Konner	0.00	0-0	1	1	0	0/0	0	2.1	5	1	0	2	1	0	0	0	.455	0	0	0	0	0
16 Hill, Cam	0.00	0-0	1	0	0	0/1	0	1.0	0	0	0	0	1	0	0	0	.000	0	1	0	0	0
28 LaRue, Nate	1.69	0-0	5	0	0	0/0	0	5.1	7	1	1	3	4	0	0	1	.318	1	0	0	0	0
32 Swilling, Carson	2.00	0-2	6	0	0	0/1	0	9.0	4	2	2	6	10	1	0	0	.138	0	0	0	0	0
57 Drabick, Tyler	2.25	1-0	4	0	0	0/1	0	4.0	2	1	1	4	8	1	0	0	.143	2	1	0	0	0
46 Allsup, Chase	2.35	0-0	6	0	0	0/1	0	7.2	7	5	2	7	15	2	0	1	.219	2	2	0	0	0
34 Bosse, Ben	2.45	0-0	5	0	0	0/2	0	3.2	0	1	1	2	4	0	0	0	.000	2	0	0	0	0
20 Mullins, Hayden	3.65	2-1	5	2	0	0/0	0	12.1	7	5	5	9	11	2	0	1	.171	1	2	0	0	1
47 Sheehan, Tommy	4.05	1-0	5	2	0	0/0	1	13.1	11	6	6	7	11	3	0	1	.229	2	1	0	0	0
41 Armstrong, John	4.15	0-0	8	0	0	0/1	0	4.1	5	6	2	5	8	1	0	0	.294	3	0	0	1	0
40 Burkhalter, Blake	4.38	2-0	8	0	0	0/0	3	12.1	8	6	6	0	16	2	0	3	.178	0	1	0	0	0
23 Carlson, Parker	7.94	1-0	4	0	0	0/0	0	5.2	7	5	5	1	8	0	0	3	.292	0	0	0	0	0
22 Wade, Garrett	10.80	0-0	4	0	0	0/0	0	1.2	0	2	2	3	3	0	0	0	.000	1	0	0	0	0
14 Fuller, Brooks	27.00	0-0	2	0	0	0/0	0	1.1	4	4	4	3	2	1	0	0	.500	0	0	0	0	0
Totals	3.15	14-6	20	20	0	3/3	4	177.0	148	82	62	82	206	32	1	15	.227	25	16	1	4	2
Opponents	8.07	6-14	20	20	0	1/1	1	165.0	210	174	148	110	169	46	3	21	.312	28	33	4	17	5

PB - Team (5), Dyal, R. 2, Wyandt, J. 2, LaRue, N. 1, Opp (7). Pickoffs - Team (4), Wyandt, J. 2, Mullins, H. 1, Allsup, C. 1. SBA/ATT - Wyandt, J. (7-10), Dyal, R. (8-9), Barnett, M. (3-4), Skipper, C. (3-4), Bright, T. (3-4), Gonzalez, J. (2-2), Armstrong (2-2), Sheehan, T. (1-1), Armstrong, J (1-1), Mullins, H. (0-1).

**SEC STATS**



**2022 Auburn Baseball  
Overall Statistics for Auburn (as of Mar 19, 2022)  
( Sorted by Batting avg)**



Record: 1-2 Home: 1-2 Away: 0-0 SEC: 1-2

Player	avg	gp-gs	ab	r	h	2b	3b	hr	rbi	tb	slg%	bb	hp	so	gdp	ob%	sf	sh	sb-att	po	a	e	fld%	
31 Bello, Mike	.667	2-2	6	4	4	1	0	0	2	5	.833	2	1	0	0	.778	0	0	0-0	2	0	1	.667	
1 Rambusch, Blake	.571	3-3	14	4	8	4	0	0	6	12	.857	1	1	2	0	.625	0	0	0-0	4	6	1	.909	
17 DiChiara, Sonny	.444	3-3	9	2	4	0	0	2	7	10	1.111	5	0	1	0	.600	1	0	0-0	16	2	1	.947	
19 Carlson, Brooks	.444	3-2	9	3	4	0	0	0	0	4	.444	2	0	1	0	.545	0	0	0-0	1	0	1	.500	
5 Howell, Kason	.333	3-3	15	3	5	1	0	1	4	9	.600	1	0	2	1	.375	0	0	1-1	6	1	0	1.000	
4 Moore, Brody	.308	3-3	13	3	4	0	0	0	1	4	.308	1	0	4	0	.357	0	0	0-0	3	7	0	1.000	
6 Dyal, Ryan	.250	3-3	12	3	3	0	0	1	2	6	.500	4	0	5	1	.438	0	0	0-0	21	1	0	1.000	
8 Ware, Bryson	.167	3-3	12	2	2	2	0	0	2	4	.333	2	0	7	1	.286	0	0	0-0	8	1	0	1.000	
11 Farquhar, Garrett	.167	2-2	6	2	1	0	0	0	2	1	.167	1	0	0	0	.286	0	0	0-0	6	5	0	1.000	
16 Hill, Cam	.125	3-2	8	0	1	1	0	0	0	2	.250	1	0	3	0	.222	0	0	0-0	0	0	0	.000	
-----																								
28 LaRue, Nate	1.000	1-0	1	0	1	1	0	0	0	2	2.000	0	0	0	0	1.000	0	0	0-0	4	0	0	1.000	
37 Land, Mason	.333	2-0	3	1	1	0	0	0	0	1	.333	0	0	2	0	.333	0	0	0-0	0	0	0	.000	
50 Wyandt, Jake	.000	1-1	1	0	0	0	0	0	0	0	.000	0	0	1	0	.000	0	1	0-0	7	3	2	.833	
27 Peirce, Bobby	.000	1-0	1	0	0	0	0	0	0	0	.000	0	0	1	0	.000	0	0	0-0	0	0	0	.000	
2 Hall, Josh	.000	1-0	1	0	0	0	0	0	0	0	.000	0	0	1	0	.000	0	0	0-0	0	0	0	.000	
51 Burk, Luke	.000	1-0	0	0	0	0	0	0	0	0	.000	0	0	0	0	.000	0	0	0-0	1	0	0	1.000	
Totals	.342	3	111	27	38	10	0	4	26	60	.541	20	2	30	3	.448	1	1	1-1	81	27	8	.931	
Opponents	.328	3	119	33	39	10	0	7	26	70	.588	15	3	32	2	.416	0	0	3-6	78	20	2	.980	

LOB - Team (30), Opp (23). DPs turned - Team (2), Opp (3). IBB - Team (2), DiChiara, S. 1, Dyal, R. 1.

**( Sorted by Earned run avg)**

Player	era	w-l	app	gs	cg	sho	sv	ip	h	r	er	bb	so	2b	3b	hr	b/avg	wp	hp	bk	sfa	sha		
32 Swilling, Carson	0.00	0-0	1	0	0	0/0	0	3.1	2	0	0	1	4	0	0	0	.182	0	0	0	0	0		
20 Mullins, Hayden	1.80	1-0	1	1	0	0/0	0	5.0	2	1	1	4	3	1	0	0	.125	1	0	0	0	0		
29 Skipper, Carson	3.38	0-0	1	0	0	0/0	0	2.2	4	5	1	0	3	2	0	1	.308	1	1	0	0	0		
21 Bright, Trace	6.23	0-1	1	1	0	0/0	0	4.1	5	6	3	2	5	2	0	0	.263	0	0	0	0	0		
47 Sheehan, Tommy	10.12	0-0	1	0	0	0/0	0	2.2	5	3	3	0	3	2	0	0	.455	0	1	0	0	0		
18 Barnett, Mason	15.00	0-1	1	1	0	0/0	0	3.0	6	5	5	2	6	1	0	2	.429	2	0	0	0	0		
-----																								
28 LaRue, Nate	0.00	0-0	1	0	0	0/0	0	1.2	1	0	0	1	0	0	0	0	.167	1	0	0	0	0		
57 Drabick, Tyler	0.00	0-0	1	0	0	0/0	0	1.0	1	0	0	1	2	0	0	0	.250	0	0	0	0	0		
52 Armstrong, Jordan	6.75	0-0	1	0	0	0/0	0	1.1	4	1	1	0	3	1	0	0	.500	0	0	1	0	0		
46 Allsup, Chase	13.50	0-0	1	0	0	0/0	0	1.1	2	4	2	2	2	0	0	1	.250	0	1	0	0	0		
40 Burkhalter, Blake	67.50	0-0	1	0	0	0/0	0	0.2	5	5	5	0	1	1	0	3	.714	0	0	0	0	0		
41 Armstrong, John	99.00	0-0	1	0	0	0/0	0	0.0	2	3	2	2	0	0	0	0	1.000	1	0	0	0	0		
Totals	7.00	1-2	3	3	0	0/0	0	27.0	39	33	21	15	32	10	0	7	.328	6	3	1	0	0		
Opponents	9.35	2-1	3	3	0	0/0	0	26.0	38	27	27	20	30	10	0	4	.342	2	2	1	1	1		

PB - Team (4), Wyandt, J. 2, LaRue, N. 1, Dyal, R. 1. SBA/ATT - Dyal, R. (2-3), Wyandt, J. (1-3), Bright, T. (2-2), Skipper, C. (1-2), Mullins, H. (0-1), Barnett, M. (0-1).

**GAME SUMMARY**



**2022 Auburn Baseball  
Games Summary for Auburn (as of Mar 19, 2022)  
(All games)**



Score by innings	1	2	3	4	5	6	7	8	9	EX	Total
Auburn	29	24	26	18	17	24	15	16	4	1	174
Opponents	11	9	6	7	9	18	10	8	2	2	82

**Record when ...**

Overall	14-6	After 6 leading	12-0
Conference	1-2	..... trailing	1-3
Non-Conference	13-4	..... tied	1-3
Home games	11-5	After 7 leading	11-1
Away games	0-0	..... trailing	1-4
Neutral site	3-1	..... tied	1-0
Day games	7-5	After 8 leading	12-1
Night games	7-1	..... trailing	0-4
vs Left starter	3-2	..... tied	1-0
vs Right starter	11-4		
1-Run games	3-2	Hit 0 home runs	6-3
2-Run games	0-1	... 1 home run	2-1
5+Run games	10-2	... 2+ home runs	6-2
Extra innings	0-2		
Shutouts	3-1	Opponent 0 home runs	10-1
		..... 1 home run	3-3
		..... 2+ HRs	1-2
Scoring 0-2 runs	1-2		
..... 3-5 runs	2-2	Made 0 errors	8-2
..... 6-9 runs	2-2	.... 1 error	5-3
..... 10+ runs	9-0	.... 2+ errors	1-1
Opponent 0-2 runs	9-0		
..... 3-5 runs	3-3	Opp. made 0 errors	6-3
..... 6-9 runs	2-0	..... 1 error	4-3
..... 10+ runs	0-3	..... 2+ errors	4-0
Scored in 1st inning	6-2	Out-hit opponent	9-2
Opp. scored in 1st	6-2	Out-hit by opponent	3-3
Scores first	7-1	Hits are tied	2-1
Opp. scores first	7-5		

**Record when team scores:**

Runs	0	1	2	3	4	5	6	7	8	9	10+
W-L	0-1	0-0	1-1	0-1	2-1	0-0	0-1	1-0	0-1	1-0	9-0

**Record when opponent scores:**

Runs	0	1	2	3	4	5	6	7	8	9	10+
W-L	3-0	5-0	1-0	2-1	0-1	1-1	0-0	2-0	0-0	0-0	0-3

**Record when leading after:**

Inn.	1	2	3	4	5	6	7	8
W-L	5-1	9-1	11-1	12-0	12-0	12-0	11-1	12-1

**Record when trailing after:**

Inn.	1	2	3	4	5	6	7	8
W-L	4-1	2-1	1-3	1-3	1-3	1-3	1-4	0-4

**Record when tied after:**

Inn.	1	2	3	4	5	6	7	8
W-L	5-4	3-4	2-2	1-3	1-3	1-3	1-0	1-0

Current losing streak: 1  
 Longest winning streak: 7  
 Longest losing streak: 2

Home attendance : 55301 ( 16 dates avg = 3456 )  
 Away attendance : 6710 ( 4 dates avg = 1677 )  
 Total attendance: 62011 ( 20 dates avg = 3100 )

**TV/RADIO ROSTER**



**1** BLAKE RAMBUSCH



**2** JOSH HALL



**4** BRODY MOORE




**5** KASON HOWELL



**6** RYAN DYAL



**7** COLE FOSTER



**8** BRYSON WARE



**9** CADE GRANZOW



**11** GARRETT FARQUHAR



**13** BEN SCHORR



**14** BROOKS FULLER



**16** CAM HILL



**17** SONNY DICHIARA



**18** MASON BARNETT



**19** BROOKS CARLSON



**20** HAYDEN MULLINS



**21** TRACE BRIGHT




**22** GARRETT WADE




**23** PARKER CARLSON




**27** BOBBY PEIRCE



**28** NATE LARUE



**29** CARSON SKIPPER



**31** MIKE BELLO



**32** CARSON SWILLING



**34** BEN BOSSE



**37** MASON LAND



**40** BLAKE BURKHALTER




**41** JOHN ARMSTRONG



**43** CHASE ISBELL



**44** GRANT NEWTON



**45** JOSEPH GONZALEZ



**46** CHASE ALLSUP



**47** TOMMY SHEEHAN



**50** JAKE WYANDT



**51** LUKE BURK



**52** JORDAN ARMSTRONG



**54** KONNER COPELAND



**57** TYLER DRABICK



**72** BRODY MOSS



**30** BUTCH THOMPSON



**35** KARL NONEMAKER



**39** GABE GROSS



**15** TIM HUDSON