



2022 AUBURN BASEBALL

AUBURN ATHLETICS COMMUNICATIONS: 392 SOUTH DONAHUE DRIVE || AUBURN, AL 36849 || AUBURNTIGERS.COM || @AUBURN_BASEBALL

2022 SCHEDULE

Day	Date	Opponent	Time/Result
Fri	Feb. 18	vs. Oklahoma	L, 0-3
Sat	Feb. 19	vs. #12 Texas Tech	W, 2-1
Sun	Feb. 20	vs. Kansas State	W, 12-1
WED FEB. 23		TROY	W, 13-1
FRI FEB. 25		YALE	W, 9-0
SAT FEB. 26		YALE	W, 4-3
SAT FEB. 26		YALE	L, 4-5 (10)
TUE MAR. 1		ALABAMA STATE	W, 13-7
WED MAR. 2		UAB	W, 16-1
FRI MAR. 4		RHODE ISLAND	W, 7-2
SAT MAR. 5		RHODE ISLAND	W, 16-0
SAT MAR. 5		RHODE ISLAND	W, 12-0
SUN MAR. 6		RHODE ISLAND	W, 14-1
Wed	Mar. 9	vs. Tennessee Tech	W, 4-3
FRI MAR. 11		MIDDLE TENNESSEE	L, 8-10
SAT MAR. 12		MIDDLE TENNESSEE	W, 10-7
SUN MAR. 13		MIDDLE TENNESSEE	L, 3-4 (8)
THU MAR. 17		#1 OLE MISS	L, 6-13
FRI MAR. 18		#1 OLE MISS	W, 19-5
SAT MAR. 19		#1 OLE MISS	L, 2-15
Tue	Mar. 22	vs. South Alabama	W, 13-12
Fri	Mar. 25	at Texas A&M	W, 6-5 (10)
Sat	Mar. 26	at Texas A&M	L, 4-5 (11)
Sun	Mar. 27	at Texas A&M	W, 13-9
TUE MAR. 29		JACKSONVILLE STATE	L, 2-5
Thu	Mar. 31	at #12 LSU	W, 6-5
Fri	Apr. 1	at #12 LSU	L, 2-9
Sat	Apr. 2	at #12 LSU	W, 6-4
Tue	Apr. 5	at UAB	W, 6-4
FRI APR. 8		#12 VANDERBILT	W, 5-1
SAT APR. 9		#12 VANDERBILT	L, 4-19
SUN APR. 10		#12 VANDERBILT	W, 8-2
TUE APR. 12		SAMFORD	W, 4-1
Thu	Apr. 14	at Miss. State	L, 6-7
Fri	Apr. 15	at Miss. State	L, 5-9
Sat	Apr. 16	at Miss. State	W, 3-2
TUE APR. 19		ALABAMA STATE	W, 6-5 (10)
WED APR. 20		KENNESAW STATE	W, 14-1
FRI APR. 22		SOUTH CAROLINA	W, 6-3
SAT APR. 23		SOUTH CAROLINA	W, 8-6
SUN APR. 24		SOUTH CAROLINA	W, 2-0
Tue	Apr. 26	at Jacksonville State	W, 8-4
Fri	Apr. 29	at #1 Tennessee	L, 4-17
Sat	Apr. 30	at #1 Tennessee	W, 8-6
Sun	Apr. 31	at #1 Tennessee	L, 3-5
FRI MAY 6		#3 ARKANSAS	L, 8-11
SAT MAY 7		#3 ARKANSAS	W, 5-3
SUN MAY 8		#3 ARKANSAS	L, 4-7
Tue	May 10	at Troy	W, 11-4
FRI MAY 13		ALABAMA	W, 3-2
SAT MAY 14		ALABAMA	W, 6-4
SUN MAY 15		ALABAMA	NC
Tue	May 17	at Samford	W, 8-4
Fri	May 20	at Kentucky	L, 1-5
Fri	May 20	at Kentucky	W, 6-3
Sat	May 21	at Kentucky	L, 3-6

POSTSEASON

May 24	vs. Kentucky	TBA
June 3-6	NCAA Regionals	TBA
June 10-13	NCAA Super Regionals	TBA
June 17-27	College World Series	TBA

Home games in **BOLD CAPS**

All home games at Plainsman Park | All times central
^ SEC Tournament



GAME 56

HOOVER, ALA. (Hoover Metropolitan Stadium)



#20 **AUBURN TIGERS** (37-18, 16-13 SEC)

Head Coach: Butch Thompson (Birmingham-Southern, 1992)

Career Record: 255-181 (8th season) | Record at Auburn: 216-160 (7th season)

VS.



KENTUCKY WILDCATS (30-24, 12-18 SEC)

Head Coach: Nick Mingione (Embry-Riddle, 2000)

Career Record: 173-127 (6th season) | Record at UK: 173-127 (6th season)

» QUICK HITTERS

- Auburn's appearance in the SEC Tournament is its 29th all-time and its fifth straight.
- The five straight appearances are the most since making seven straight from 1997-2003.
- The No. 5 seed is the team's highest in the tournament since winning the SEC West in 2010.
- The Tigers are 35-51 all time in the tournament, including 14-14 in their first game, 4-7 under head coach Butch Thompson and 4-0 against Kentucky.
- Auburn turned in a .500 or better record in SEC play for the third time under Thompson. The program had just one such season (20-10, 2010) from 2004 until Thompson's arrival in 2016.
- The team is 15-9 in games played away from Plainsman Park this season, including 5-1 in neutral site games with the lone loss coming in the season opener against Oklahoma.
- The 15 road and neutral-site wins are tied with Tennessee for the most among SEC teams and are the program's second most away from home since 2003 (16 wins, 2019).
- The Tigers' 37 regular-season wins are tied with the 2018 team for the most since 2010 (39).
- Auburn has won 20 games this season in which the team has trailed.
- Sonny DiChiara became Auburn's third SEC Player of the Year (Hudson, 1997; Morris, 2010).

PITCHING MATCHUP

AUBURN

KENTUCKY

TUE | Sr. LHP Carson Skipper (5-3, 4.81) vs. Gr. RHP Sean Harney (5-4, 2.93)

GAME INFO

Date: Tuesday, May 24, 2022
Game Time: TBD
Site: Hoover, Ala. / Hoover Met Stadium (10,800)
TV: SEC Network
Talent: Tom Hart, Chris Burke, Dani Wexelman
Radio: 93.9 FM | AuburnTigers.com
Talent: Andy Burcham, Brad Law
Live Stats: StatBroadcast.com
Twitter Updates: @AuburnBaseball
Postgame Recap: AuburnTigers.com
Series History: Auburn leads, 81-50
Auburn: Auburn leads, 39-23
Lexington: Auburn leads, 36-25
Neutral: Auburn leads, 4-0
Last Meeting: Kentucky 6, Auburn 3 (5/21/22)
Streak: L1

AUBURN

37-18, 16-13 SEC

Team Leaders

Batting Average: SR IF **Sonny DiChiara** (.382)
Runs: Two tied (46)
2B: SR OF **Kason Howell** (16)
HR: SR IF **Sonny DiChiara** (17)
RBI: SR IF **Sonny DiChiara** (47)
Stolen Bases: R-JR IF **Blake Rambusch** (16-21)

KENTUCKY

30-24, 12-18 SEC

Team Leaders

Batting Average: GR IF **Daniel Harris** (.311)
Runs: JR IF **Chase Estep** (53)
2B: JR IF **Chase Estep** (15)
HR: JR IF **Chase Estep** (13)
RBI: JR IF **Chase Estep** (48)
Stolen Bases: JR IF **Chase Estep** (16-19)

POTENTIAL STARTING LINEUP

Pos.	#	Player	AVG	AB	R	H	2B	3B	HR	RBI	SB-SBA	BB
C	28	Nate LaRue	.227	119	15	27	7	0	4	27	2-2	9
1B	17	Sonny DiChiara	.382	165	46	63	15	0	17	47	0-0	62
2B	11	Garrett Farquhar	.231	65	15	15	3	0	2	12	0-0	6
3B	11	Blake Rambusch	.351	228	46	80	11	1	4	36	16-21	23
SS	4	Brody Moore	.274	215	39	59	9	0	4	28	5-7	19
LF	37	Mason Land	.268	41	4	11	1	0	0	3	0-0	4
CF	5	Kason Howell	.294	218	45	64	16	2	2	34	11-12	22
RF	27	Bobby Peirce	.306	121	23	37	4	4	7	23	4-5	7
DH	19	Brooks Carlson	.313	147	30	46	7	0	5	25	0-0	20

AUBURN'S RECORD WHEN...

	2022	Under Thompson
Overall	37-18	216-160
SEC	16-13	79-99
Non-Conference	21-5	125-50
Postseason	0-0	15-14
Home	22-9	143-72
Away	10-8	52-69
Neutral	5-1	19-17
Current streak	L1	L1
Last 5 games	3-2	3-2
Last 10 games	6-4	6-4

Situational:

AU scores first	18-6	141-54
Opp. scores first	19-12	75-106
AU scores 4+ runs	33-10	195-73
AU scores 3 runs or less	4-8	21-87
AU leads after 7 innings	29-2	174-16
8 innings	32-2	196-14
AU trails after 7 innings	4-13	16-116
8 innings	3-14	7-126
Game tied after 7 innings	3-2	21-24
8 innings	1-1	6-14
Extra Innings	2-3	11-18
1-run games	9-4	45-43
2-run games	7-2	28-16
3-run games	4-5	24-23
Games decided by 5+ runs	13-5	97-48
vs. LH Starter	8-4	63-50
vs. RH Starter	29-14	154-109
More hits than opponent	24-4	158-29
Fewer hits than opponent	7-13	36-120
Hits are tied	6-1	20-12
AU has 10+ hits	23-6	131-62
Opp. has 10+ hits	9-9	52-99
Hit a home run	22-11	139-68
Opp. hits a home run	19-14	94-103
AU quality start	6-2	67-22
Opp. quality start	1-1	26-56
AU commits no errors	18-4	95-40
Opp. commits no error	16-8	61-80

By Day:

Sunday	6-3	34-29
Monday	0-0	1-2
Tuesday	8-1	45-17
Wednesday	4-0	18-6
Thursday	1-2	8-16
Friday	6-6	51-38
Saturday	10-5	55-49
Day Games (first pitch before 6 p.m.)	15-10	121-85
Night Games (first pitch after 6 p.m.)	22-8	96-75
Doubleheaders	5-3	26-16

By Month:

February	5-2	45-14
March	13-6	74-41
April	13-5	51-49
May	6-4	34-46
June	0-0	10-7

By Jersey:

White	7-3	57-33
Blue	8-3	41-32
Orange	8-5	47-34
Gray	6-3	26-38
Pinstripes	8-4	35-21
Cream Throwback	0-0	8-2

UNIVERSITY INFORMATION

Location	Auburn, Ala.
Enrollment	31,526
Founded	October 1, 1856
Nickname	Tigers
Colors	Burnt Orange and Navy Blue
President	Dr. Jay Gogue
Athletics Director	Allen Greene
Conference	Southeastern (SEC West)
Stadium / Capacity	Samford Stadium-Hitchcock Field at Plainsman Park / 4,096
Ticket Office Phone	855-282-2010

BASEBALL COACHING / SUPPORT STAFF

Head Coach	Butch Thompson (Birmingham-Southern, 1992)
Record at Auburn / Seasons	216-160 (.574) / 7th
Career Coaching Record / Seasons	255-181 (.585) / 8th
Assistant Coach	Karl Nonemaker (Vanderbilt, 2002)
Assistant Coach	Gabe Gross (Auburn, 2012)
Volunteer Assistant	Tim Hudson (Auburn, 2021)
Director of Player Development	Aaron Everett (UT Martin, 2012)
Director of Operations	Greg Drye (Southern Miss, 1998)
Athletic Trainer	Anthony Sandersen (South Dakota State, 2004)
Strength & Conditioning	Chris Joyner (Minnesota State - Mankato, 2001)

PROGRAM HISTORY

Modern Era Program Record (since 1949)	2,025-1,393-4 (.592)
College World Series Appearances / Last	5 / 2019
College World Series Record	3-10 (.231)
NCAA Regional Appearances / Last	22 / 2019
NCAA Regional Record	51-45 (.531)
NCAA Super Regional Appearances / Last	3 / 2019
NCAA Super Regional Record	3-5 (.375)
Last Postseason Opponent	Louisville / 2019 College World Series
Result	Lost, 5-3

POSTSEASON HISTORY

College World Series Appearances: 5 (1967, 1976, 1994, 1997, 2019)

Super Regional Appearances: 3 (1999, 2018, 2019)

NCAA Regional Appearances: 22 (1963, 1967, 1976, 1978, 1987, 1989, 1993-95, 1997-2003, 2005, 2010, 2015, 2017, 2018, 2019)

NCAA Regional Titles: 7 (1967, 1976, 1994, 1997, 1999, 2018, 2019)

MEDIA RELATIONS

Baseball Contact: George Nunnelley, Asst. Director - Athletics Comm.

Cell: 502-609-9982

Email: gnnunnelley@auburn.edu

Twitter: @gnunnelley

Associate AD: Kirk Sampson

2022 AUBURN BASEBALL ROSTER

No.	Name	Pos.	Cl.	B/T	Ht.	Wt.	Exp.	Hometown (Previous School)
1	Blake Rambusch	IF/OF	R-Jr.	R/R	5-9	175	JC	Austin, Texas (Grayson College)
2	Josh Hall	OF	R-Jr.	L/R	5-9	192	1L	Birmingham, Ala. (Ole Miss)
4	Brody Moore	IF	Sr.	R/R	5-11	183	3L	Oneonta, Ala. (Oneonta)
5	Kason Howell	OF	Sr.	R/R	6-0	180	3L	Argyle, Texas (Liberty Christian)
6	Ryan Dyal	C	R-So.	L/R	5-10	197	1L	Senoia, Ga. (East Coweta)
7	Cole Foster	IF	So.	S/R	6-1	190	1L	Plano, Texas (Plano Senior)
8	Bryson Ware	OF	Jr.	R/R	6-2	193	1L	Madison, Miss. (Pearl River CC)
9	Cade Granzow	RHP	Fr.	R/R	6-3	220	HS	Franklin, Tenn. (Brentwood)
11	Garrett Farquhar	IF	5th	R/R	5-11	187	2L	Hoover, Ala. (Shelton State CC)
13	Ben Schorr	C	R-Fr.	R/R	6-0	185	RS	Columbus, Ga. (Columbus)
14	Brooks Fuller	LHP	Sr.	L/L	6-3	210	3L	Auburn, Ala. (Auburn)
16	Cam Hill	IF/LHP	So.	L/L	6-5	214	1L	Madison, Ala. (Bob Jones)
17	Sonny DiChiara	IF	Sr.	R/R	6-1	263	TR	Hoover, Ala. (Samford)
18	Mason Barnett	RHP	Jr.	R/R	6-0	218	2L	Cartersville, Ga. (Cartersville)
19	Brooks Carlson	IF	Gr.	R/R	5-11	192	TR	Mobile, Ala. (Samford)
20	Hayden Mullins	LHP	Jr.	L/L	6-0	194	2L	Gallatin, Tenn. (Hendersonville)
21	Trace Bright	RHP	Jr.	R/R	6-4	199	2L	Montgomery, Ala. (Trinity Presbyterian)
22	Garrett Wade	LHP	R-Jr.	L/L	6-3	199	2L	Hartselle, Ala. (Hartselle)
23	Parker Carlson	RHP	Fr.	R/R	6-1	170	HS	Mobile, Ala. (Faith Academy)
27	Bobby Peirce	OF	R-Jr.	R/R	6-2	181	1L	Scottsdale, Ariz. (South Mountain CC)
28	Nate LaRue	C/RHP	Jr.	R/R	6-3	217	2L	Mobile, Ala. (McGill-Toolen)
29	Carson Skipper	LHP	Sr.	L/L	6-2	211	3L	Trussville, Ala. (Trussville)
31	Mike Bello	OF	Fr.	L/L	6-1	190	HS	Oak Ridge, N.J. (Pope John XXIII)
32	Carson Swilling	RHP	So.	R/R	5-11	196	1L	Smiths Station, Ala. (Smiths Station)
34	Ben Bosse	RHP	Fr.	R/R	6-1	194	HS	Brenham, Texas (Brenham)
37	Mason Land	IF	Jr.	L/R	5-10	173	JC	Cantonment, Fla. (Chattahoochee Valley CC)
40	Blake Burkhalter	RHP	Jr.	R/R	6-0	204	2L	Dothan, Ala. (Northview)
41	John Armstrong	RHP	Fr.	R/R	5-11	200	HS	Marietta, Ga. (Harrison)
43	Chase Isbell	RHP	Jr.	R/R	6-2	198	TR	Springville, Ala. (Samford)
44	Grant Newton	RHP	R-Jr.	R/R	6-4	236	TR	Orange County, Calif. (Santa Ana College)
45	Joseph Gonzalez	RHP	So.	R/R	6-4	230	1L	Humacao, P.R. (Leadership Christian Academy)
46	Chase Allsup	RHP	Fr.	R/R	6-1	220	HS	Dothan, Ala. (Dothan)
47	Tommy Sheehan	LHP	Gr.	L/L	6-0	209	TR	Brielle, N.J. (Notre Dame)
50	Jake Wyandt	C	Gr.	R/R	5-11	195	TR	Laurel, Md. (Presbyterian)
51	Luke Burk	IF	Jr.	R/R	6-0	219	JC	Galena, Mo. (Neosho County CC)
52	Jordan Armstrong	RHP	Sr.	R/R	6-2	184	JC	McDonough, Ga. (Chattahoochee Valley CC)
54	Konner Copeland	LHP	So.	L/L	6-2	189	JC	Mobile, Ala. (Pensacola State CC)
57	Tyler Drabick	RHP	Gr.	R/R	6-2	193	TR	Canton, Ohio (Lipscomb)
72	Brody Moss	IF	Fr.	L/R	5-11	173	HS	Helena, Ala. (Helena)

COACHES & STAFF

30	Butch Thompson	Head Coach
35	Karl Nonemaker	Assistant Coach
39	Gabe Gross	Assistant Coach
15	Tim Hudson	Volunteer Assistant Coach
	Aaron Everett	Director of Player Development
	Greg Drye	Director of Operations
	Chris Joyner	Strength & Conditioning
	Anthony Sandersen	Athletic Trainer
	Jeremy Page	Athletic Trainer Intern

PRONUNCIATION GUIDE

Ben BOSSE.....	BOSSY
Sonny DICHARA	De-SHARE-uh
Ryan DYAL.....	DIAL
Garrett FARQUHAR	FAR-kwar
Cade GRANZOW	Gran-ZO
KASON Howell.....	KAY-son
Chase ISBELL.....	IZ-bull
Ben SCHORR.....	SHORE
Jake WYANDT	Why-ANDT

30 BUTCH THOMPSON HEAD COACH

THE AUBURN SKIPPER

- Eight College World Series appearances / 17 postseason appearances
- 2013 National Runner-up (Mississippi State)
- 2001 National Champion (Birmingham-Southern)
- 2014 Baseball America/ABCA National Assistant Coach of the Year
- 2006 FCA Coach of the Year
- Coached 18 pitchers who went on to pitch in the Major Leagues
- Recruited and coached 33 pitchers who were drafted out of college that weren't drafted out of high school

Butch Thompson enters his seventh season at the helm of the program in 2021, posting a record of 179-142 in his first six seasons. He led the program to the first College World Series appearance in 22 years in 2019 and took the Tigers to three straight regionals for the first time since 2001-03.

Butch Thompson was named Auburn's head baseball coach on October 22, 2015 and enters his seventh season with the Tigers in 2021.

Thompson, who spent three seasons as an assistant coach and recruiting coordinator at Auburn from 2006-08, returned to The Plains after seven seasons at Mississippi State as both associate head coach and pitching coach.

A native of Amory, Miss., Thompson has coached 31 Division I All-Americans and 40 all-conference performers. He has seen 18 of his former pitchers make their Major League Baseball debuts, including 12 since 2014. Thompson has also turned 33 pitchers who went undrafted out of high school into MLB draft picks.

Thompson had three pitchers drafted in the first 11 rounds in 2014 and five pitchers drafted, including three in the top 10 rounds, in 2013. He added a first-round selection in the 2016 draft, a third-round pick in Keegan Thompson in 2017 and the first No. 1 overall pick in program history in Casey Mize in 2018. With Tanner Burns also going as a supplemental first round pick in 2020, Auburn became one of four programs with a pair of pitchers drafted in the first round from 2018-20.

Along with his pitching pedigree, Thompson is also considered one of the top recruiters in the country. Since 2003, he has secured 14 recruiting classes that were ranked in the top 10 by either Baseball America or Perfect Game, including the No. 5 signing class in 2017 and a program record No. 4 class in 2018. His classes signed from 2006-08 at Auburn each ranked in the top 18 nationally, including the No. 5 class in 2008, which included All-American and SEC Player of the Year Hunter Morris.

In 29 years of coaching at the collegiate level, including 20 in the Southeastern Conference, Thompson has coached eight College World Series participants, including leading the Tigers to the program's first trip to the College World Series in 22 years in 2019. Thompson has also coached one national champion and a national runner-up, won nine conference championships and made 17 postseason appearances. He has also served as an assistant under three National Coach of the Year recipients.

Thompson was named the 2006 Fellowship of Christian Athletes SEC Coach of the Year while at Auburn and the 2014 Baseball America and American Baseball Coaches Association (ABCA) National Assistant Coach of the Year while at Mississippi State.

Thompson has returned the Tigers to prominence in five seasons on The Plains as he has guided the team to a 179-142 overall record and took the team to three straight NCAA Tournament appearances for the first time since 2001-03, including back-to-back super regionals for the first time in program history. After advancing to the College World Series in 2019 and a winner-take-all game three in the Gainesville Super Regional in 2018, the Tigers finished those respective seasons ranked as high as No. 8 and No. 9. It marked the third time in program history the team has finished back-to-back seasons in the top 10.

Entering the 2019 postseason as the No. 2 seed in the Atlanta Regional, Auburn became the only program to sweep a regional on the road in each of the last two pot-seasons before also becoming the first team to defeat North Carolina in a Chapel Hill Super Regional in 2019, punching its ticket to Omaha for the first time since 1997.

In seven seasons at MSU, Thompson made four NCAA regional trips, two Super Regionals, won the SEC Tournament and advanced to the College World Series finishing as NCAA runner-up in 2013. In three of his last four seasons in Starkville, the Bulldogs' staff ERA finished no higher than 3.06. Thompson's 2013 pitching staff was one of two nationally to finish in the top 15 in ERA, strikeouts per nine innings and hits allowed per nine innings.



In addition to his experience at Auburn and Mississippi State, Thompson also spent four seasons at Georgia from 2002-05, including a trip to the College World Series in 2004. While there, he guided the development of future Major Leaguers Josh Fields, Mitchell Boggs and Brooks Brown.

Thompson launched his coaching career as pitching coach and top assistant at Huntingdon College (Ala.) in 1993, before returning to his alma mater in Birmingham, where he helped lead the Panthers to back-to-back Southern States Conference Championships and in 1995 coached BSC to its first NAIA World Series berth.

Thompson left BSC briefly to serve as head coach at Jefferson State Community College in Birmingham in 1997. While at JSCC, he was honored as the Regional Tournament Coach of the Year, the ABCA Alabama Junior College Coach of the Year and the Southeast Region Coach of the Year after guiding JSCC to a 39-21 mark, the AJCAA Region 22 State Championship and a third-place finish in the NJCAA Division II World Series.

He returned to Birmingham-Southern as top assistant the following season, beginning a four-year run during the most successful span in BSC baseball history. The Panthers won 196 games and four TranSouth Conference Championships and made three-consecutive appearances in the NAIA World Series. BSC's 2001 team posted a school-best 55-11 mark and captured the NAIA National Championship.

In 2002, Thompson joined the SEC baseball coaching fraternity as a pitching coach and recruiting coordinator at Georgia and has been a part of the league for the past 17 seasons.

Thompson currently serves as the large-school representative for the Alabama Baseball Coaches Association and is an All-American committee member representing the South region for the ABCA.

Thompson prepped at Amory (Miss.) High School and later starred as a pitcher at Itawamba (Miss.) Community College from 1989-90. He is a member of both the ICC Athletic Hall of Fame (Class of 2014) and MACCC Hall of Fame (Class of 2021).

Thompson earned a Bachelor's Degree in History at BSC in 1992 and completed a Master's Degree in Sports Administration at UAB in 1996. He is married to the former Robin Ashe of Birmingham, Ala., and they are the parents of three daughters --- Anna, Olivia and Madelyn Gail.



2022 SEC TOURNAMENT BRACKET

BRACKET ONE

#6 Georgia (H)

Tues. - Game 1 - 9:30 a.m.
SEC Network
(Single Elimination)

#3 Arkansas (H)

Wed. - Game 5 - 9:30 a.m.
SEC Network
(Double Elimination)
Winner Game 1

Loser Game 5

Thurs. - Game 9 - 9:30 a.m.
SEC Network
(Double Elimination)

Loser Game 6

Winner Game 9

Fri. - Game 13 - 3 p.m.
SEC Network
(Double Elimination)

Loser Game 11

Winner Game 13

#7 Florida (H)

Tues. - Game 2 - TBD
SEC Network
(Single Elimination)

#2 Texas A&M (H)

Wed. - Game 6 - TBD
SEC Network
(Double Elimination)
Winner Game 2

Loser Game 7

Thurs. - Game 10 - TBD
SEC Network
(Double Elimination)

Loser Game 8

Sat. - Game 15 - Noon
SEC Network
(Single Elimination)
Winner Game 11

Winner Game 15

#10 South Carolina

BRACKET TWO

#8 Vanderbilt (H)

Tues. - Game 3 - 4:30 p.m.
SEC Network
(Single Elimination)

#1 Tennessee (H)

Wed. - Game 7 - 4:30 p.m.
SEC Network
(Double Elimination)
Winner Game 3

Winner Game 5

Thurs. - Game 11 - 4:30 p.m.
SEC Network
(Double Elimination)

Winner Game 6

Winner Game 10

Fri. - Game 14 - TBD
SEC Network
(Double Elimination)

Loser Game 12

Winner Game 14

Sunday - Game 17 - 2 p.m.
ESPN2

Champion

Winner Game 16

#4 LSU (H)

Wed. - Game 8 - TBD
SEC Network
(Double Elimination)
Winner Game 4

Winner Game 7

Thurs. - Game 12 - TBD
SEC Network
(Double Elimination)

Winner Game 8

Sat. - Game 16 - TBD
SEC Network
(Single Elimination)
Winner Game 12

#12 Kentucky

Tues. - Game 4 - TBD
SEC Network
(Single Elimination)

2022 SEC BASEBALL TOURNAMENT
MAY 24-29
HOOVER METROPOLITAN COMPLEX
HOOVER, ALA.

All times Central
The second game of each session will begin approximately 30 minutes after the conclusion of the first game.
TV Network designations subject to change.
(H) indicates home team



AUBURN AT THE SEC TOURNAMENT

SEC TOURNAMENT RESULTS

Year	Opponent	Score	Result	Location
1978	Georgia	8-7 [12]	W	Gainesville, Fla.
	Mississippi State	10-7	W	Gainesville, Fla.
	Mississippi State	2-3	L	Gainesville, Fla.
	Mississippi State	8-5	W	Gainesville, Fla.
1980	Vanderbilt	3-2	W	Gainesville, Fla.
	Ole Miss	7-4	W	Gainesville, Fla.
	Vanderbilt	3-16	L	Gainesville, Fla.
	Vanderbilt	0-13	L	Gainesville, Fla.
1986	Alabama	7-8 [11]	L	Baton Rouge, La.
	Georgia	7-11	L	Baton Rouge, La.
1987	LSU	9-8	W	Athens, Ga.
	Kentucky	5-4 [10]	W	Athens, Ga.
	Mississippi State	3-4	L	Athens, Ga.
1988	LSU	2-4	L	Athens, Ga.
	Mississippi State	7-10	L	Starkville, Miss.
	Florida	3-4	L	Starkville, Miss.
1989	Mississippi State	5-3	W	Gainesville, Fla.
	Georgia	8-9	L	Gainesville, Fla.
	LSU	8-5	W	Gainesville, Fla.
	Florida	4-2 [10]	W	Gainesville, Fla.
1990	Georgia	2-1	W	Gainesville, Fla.
	Mississippi State	2-16	L	Hoover, Ala.
	Vanderbilt	3-4	L	Hoover, Ala.
1991	Florida	7-8	L	Baton Rouge, La.
	Kentucky	8-5	W	Baton Rouge, La.
	Miss. State	0-1 [7]	L	Baton Rouge, La.
1992	Florida	0-2	L	New Orleans, La.
	Mississippi State	1-4	L	New Orleans, La.
1993	Alabama	13-4	W	Baton Rouge, La.
	Arkansas	3-1	W	Baton Rouge, La.
	LSU	5-16	L	Baton Rouge, La.
	Mississippi State	10-13 [10]	L	Baton Rouge, La.
1994	Arkansas	3-1 [17]	W	Oxford, Miss.
	Mississippi State	2-1	W	Oxford, Miss.
	LSU	2-3	L	Oxford, Miss.
	Mississippi State	9-5	W	Oxford, Miss.
1995	LSU	4-5	L	Oxford, Miss.
	Mississippi State	0-1	L	Starkville, Miss.
	Ole Miss	10-3	W	Starkville, Miss.
1997	LSU	5-7	L	Starkville, Miss.
	Arkansas	7-3	W	Columbus, Ga.
	LSU	2-5	L	Columbus, Ga.
	Mississippi State	5-4	W	Columbus, Ga.
1998	Florida	5-17	L	Columbus, Ga.
	Alabama	11-8	W	Hoover, Ala.
	Florida	6-4	W	Hoover, Ala.
1999	Alabama	3-4	L	Hoover, Ala.
	Alabama	9-1	W	Hoover, Ala.
	Arkansas	7-5	W	Hoover, Ala.
	LSU	6-2	W	Hoover, Ala.
2000	Arkansas	3-2	W	Hoover, Ala.
	Arkansas	5-9	L	Hoover, Ala.
	Arkansas	6-9	L	Hoover, Ala.
	Florida	2-7	L	Hoover, Ala.
2001	South Carolina	4-11	L	Hoover, Ala.
	Georgia	4-8	L	Hoover, Ala.
2002	South Carolina	4-5	L	Hoover, Ala.
	LSU	1-2	L	Hoover, Ala.
	Arkansas	5-8	L	Hoover, Ala.
2003	Vanderbilt	3-1	W	Hoover, Ala.
	Alabama	5-7	L	Hoover, Ala.
	South Carolina	5-1	W	Hoover, Ala.
2010	Alabama	3-13 [7]	L	Hoover, Ala.
	Alabama	1-7	L	Hoover, Ala.
	South Carolina	3-1 [12]	W	Hoover, Ala.
2011	Ole Miss	7-10 [10]	L	Hoover, Ala.
	South Carolina	3-7	L	Hoover, Ala.
	Georgia	2-3	L	Hoover, Ala.
2012	Florida	1-6	L	Hoover, Ala.
	Georgia	3-2	W	Hoover, Ala.
	South Carolina	3-5	L	Hoover, Ala.
2013	Alabama	3-6	L	Hoover, Ala.
	Kentucky	6-3	W	Hoover, Ala.
	LSU	9-8	L	Hoover, Ala.
2015	Florida	11-2	L	Hoover, Ala.
	Ole Miss	5-4	W	Hoover, Ala.
	Florida	4-5	L	Hoover, Ala.
2017	Arkansas	0-12 [7]	L	Hoover, Ala.

2018	Kentucky	4-3 [11]	W	Hoover, Ala.
	Ole Miss	9-3	W	Hoover, Ala.
	Texas A&M	2-4	L	Hoover, Ala.
	Ole Miss	0-7	L	Hoover, Ala.
2019	Tennessee	5-3	W	Hoover, Ala.
	Vanderbilt	1-11 [8]	L	Hoover, Ala.
	LSU	3-4	L	Hoover, Ala.
2021	Ole Miss	4-7	L	Hoover, Ala.

SEC TOURNAMENT RESULTS BY YEAR

Year	Result	W-L	Location
1978	CHAMPIONS	3-1	Gainesville, Fla.
1980	Second	2-2	Gainesville, Fla.
1986	Fourth	0-2	Baton Rouge, La.
1987	Third	2-2	Athens, Ga.
1988	Sixth	0-2	Starkville, Miss.
1989	CHAMPIONS	4-1	Gainesville, Fla.
1990	Tied Fifth	0-2	Hoover, Ala.
1991	Fourth	1-2	Baton Rouge, La.
1992	Tied Seventh	0-2	New Orleans, La.
1993	Third	2-2	Baton Rouge, La. (West)
1994	Second	3-2	Oxford, Miss. (West)
1995	Tied Fourth	1-2	Starkville, Miss. (West)
1997	Fourth	2-2	Columbus, Ga.
1998	CHAMPIONS	4-1	Hoover, Ala.
1999	Third	2-2	Hoover, Ala.
2000	Tied Seventh	0-2	Hoover, Ala.
2001	Tied Seventh	0-2	Hoover, Ala.
2002	Tied Seventh	0-2	Hoover, Ala.
2003	Tied Third	2-2	Hoover, Ala.
2010	Tied Fifth	1-2	Hoover, Ala.
2011	Tied Seventh	0-2	Hoover, Ala.
2012	Tied Seventh	1-2	Hoover, Ala.
2013	Tied Ninth	0-1	Hoover, Ala.
2015	Tied Eighth	1-2	Hoover, Ala.
2017	Tied Seventh	1-2	Hoover, Ala.
2018	Tied Fifth	2-2	Hoover, Ala.
2019	Tied Seventh	1-2	Hoover, Ala.
2021	Tied Ninth	0-1	Hoover, Ala.

SEC TOURNAMENT RESULTS BY LOCATION

Location	Years	Record	Titles
Athens, Ga.	1	2-2	0
Baton Rouge, La.	3	3-6	0
Columbus, Ga.	1	2-2	0
Gainesville, Fla.	3	9-4	2
Hoover, Ala.	16	15-29	1
New Orleans, La.	1	0-2	0
Oxford, Miss.	1	3-2	0
Starkville, Miss.	2	1-4	0
	28	35-51	3

SEC TOURNAMENT RESULTS BY OPPONENT

Opponent	W-L
Alabama	3-6
Arkansas	5-4
Florida	2-8
Georgia	3-4
Kentucky	4-0
LSU	3-9
Ole Miss	4-3
Mississippi State	6-8
South Carolina	2-4
Tennessee	1-0
Texas A&M	0-1
Vanderbilt	2-4
28 Tournaments	35-51

AUBURN IN THE CHAMPIONSHIP SERIES

1948

Mississippi State.....	2-6	L
Mississippi State.....	5-8	L
Mississippi State.....	3-4	L

1958

at Alabama.....	3-2	W
at Alabama.....	5-4	W

***** **CHAMPIONS** *****

1961

LSU.....	3-4	L
at LSU.....	5-6	L

1963

at Ole Miss.....	6-7	L
OLE MISS.....	7-4	W
OLE MISS.....	6-2	W

***** **CHAMPIONS** *****

1964

OLE MISS.....	10-9	W
at Ole Miss.....	0-7	L
at Ole Miss.....	0-5	L

1965

at Miss. State.....	1-10	L
MISS. STATE.....	3-2	W
MISS. STATE.....	1-2	L

1967

at Ole Miss.....	2-1	W
OLE MISS.....	9-6	W

***** **CHAMPIONS** *****

1976

at Kentucky.....	6-7	L
KENTUCKY.....	6-0	W
KENTUCKY.....	14-6	W

***** **CHAMPIONS** *****

Note: Auburn represented the SEC's Eastern Division in all of its championship series appearances except for 1976, when the Tigers were a member of the SEC West.

AUBURN SEC TOURNAMENT RECORDS

BATTING

GAMES PLAYED

Series: 5, by 27 players
 Career: 14, Jay Waggoner (1992-95)
 14, Mike Killimett (1991-94)
 14, Brandon Moore (1991-94)

AT BATS

Game: 8, Mike Killimett vs. Arkansas (5/19/94)
 8, Russell Whittenburg vs. Ark. (5/19/94)
 Series: 24, Chris Hart (1989) [5 games]
 Career: 59, Jay Waggoner (1992-95) [14 gms]
 59, Brandon Moore (1991-94) [14 gms]

RUNS

Game: 3, Tony Caldwell vs. Ole Miss (5/28/10)
 3, Heath Kelly vs. Arkansas (5/17/98)
 3, Andrew Albrecht vs. Ky. (5/17/91)
 3, Frank Thomas vs. Miss. St. (5/12/88)
 3, Dom Fucci vs. Miss. St. (5/15/78)
 Series: 7, Heath Kelly (1998) [5 games]
 Career: 11, Andrew Albrecht (1988-91) [12 gms]

HITS

Game: 4, Sean Gamble vs. Arkansas (5/23/02)
 4, Chad Wandall vs. Alabama (5/13/98)
 4, Shawn McNally vs. Ark. (5/19/94)
 4, Brandon Moore vs. Florida (5/13/92)
 4, Trey Gainous vs. Kentucky (5/15/87)
 Series: 11, Scott Pratt (1998) [5 games]
 Career: 19, Brandon Moore (1991-94) [14 gms]

RBI

Game: 5, Mark Bellhorn vs. LSU (5/20/95)
 Series: 8, Mitch Duke (1993) [4 games]
 Career: 13, Mark Bellhorn (1993-95) [12 gms]

DOUBLES

Game: 2, Heath Kelly vs. Alabama (5/16/98)
 2, Mailon Kent vs. Alabama (5/16/98)
 2, Brian Alyea vs. Miss. State (5/23/93)
 2, Tony Haney vs. LSU (5/14/87)
 2, Steve Renfroe vs. Vandy (5/13/80)
 2, J.B. Brown vs. Miss. State (5/13/78)
 Series: 4, Heath Kelly (1998) [5 games]
 Career: 6, Mailon Kent (1998-01) [12 games]

TRIPLES

Game: 1, Chris Christopher vs. Miss. St. (5/23/93)
 1, Jackson Burgreen vs. Kentucky (5/20/15)
 1, Anfernee Grier vs. Florida (5/21/15)
 1, Jonah Todd vs. Ole Miss (5/23/17)
 Series: 1, four times (most recently Todd in 2017, 3 gms)
 Career: 1, Chris Christopher (1991-93); Anfernee Grier (2014-16); Jackson Burgreen (2013-15); Jonah Todd (2017)

HOME RUNS

Game: 2, Frank Thomas vs. Georgia (5/12/89)
 2, Mark Bellhorn vs. LSU (5/20/95)
 Series: 2, Todd Faulkner (1998) [5 games]
 2, Mark Bellhorn (1995) [3 games]
 2, Mark Bellhorn (1994) [5 games]
 2, Brandon Moore (1993) [4 games]
 2, Chris Hart (1989) [5 games]
 2, Frank Thomas (1989) [5 games]
 2, Dom Fucci (1978) [4 games]
 Career: 4, Frank Thomas (1987-89) [11 games]
 4, Mark Bellhorn (1993-95) [12 games]

STOLEN BASES

Game: 2, Jay Estes vs. Texas A&M (5/24/18)
 2, Jay Gonzalez vs. Georgia (5/23/12)
 2, Scott Pratt vs. Alabama (5/16/98)
 2, Shawn McNally vs. Ark. (5/19/94)
 Series: 3, Jay Estes (2018) [4 games]
 3, Melvin Gray (2015) [3 games]

BASES ON BALLS

Game: 3, eight times, most recently by Ryan Bliss vs. Tennessee (5/21/19)
 Series: 9, Alan Mock (1980) [4 games]
 Career: 13, Mark Bellhorn (1993-95) [12 gms]

STRIKEOUTS

Game: 5, Russell Whittenburg vs. Ark. (5/19/94)
 Series: 8, Josh Etheredge (1997) [4 games]
 Career: 13, Josh Etheredge (1997-98) [9 games]

BATTING AVERAGE

Series [min. 15 AB]: .563, Brian Alyea (1993) [9-for-16 in 4 games]
 Career [min. 25 AB]: .481, Trey Gainous (1986-87) [13-for-27 in 6 games]

PITCHING

GAMES PITCHED

Series: 4, Scott Roney (1978)
 Career: 7, Scott Renner (1987-91)

GAMES STARTED

Series: 2, John Powell (1993)
 2, John Powell (1991)
 2, Phil Deriso (1980)
 Career: 6, John Powell (1991-94)

GAMES RELIEVED

Series: 4, Reid Roney (1978)
 Career: 6, Jon Hebel (1990-93)

WINS

Series: 2, Kevin Knorst (1998)
 2, Tommy Youngblood (1989)
 2, Gregg Olson (1987)
 Career: 2, Colter Bean (1996-00)
 2, Kevin Knorst (1997-98)
 2, Ryan Halla (1993-95)
 2, Mike Ferry (1989-90)
 2, Tommy Youngblood (1987-89)
 2, Gregg Olson (1986-88)
 2, Mark Shifflett (1978-80)

LOSSES

Series: 1, 50 times
 Career: 2, eight times

INNINGS PITCHED

Game: 9.0, Chris Morrison vs. Miss. (5/19/95)
 9.0, Kevin Humphreys vs. MSU (5/20/94)
 9.0, John Powell vs. Arkansas (5/19/94)
 Series: 11.0, Tommy Youngblood (1989)
 Career: 33.1, John Powell (1991-94)

STRIKEOUTS

Game: 13, John Powell vs. Ark. (5/19/94) [9 IP]
 Series: 14, John Powell (1991) [8.0 IP, 2 games]
 Career: 47, John Powell (1991-94) [33.1 IP]

BASES ON BALLS

Game: 5, six tied with
 Series: 8, Phil Deriso (1980) [9.0 IP, 2 games]
 Career: 15, Jon Hebel (1990-93) [13.0 IP]

NATIONAL POLLS

BASEBALL AMERICA
May 23

1. Tennessee*
2. Virginia Tech
3. Texas A&M*
4. Stanford
5. Miami
6. Louisville
7. Oregon State
8. TCU
9. Maryland
10. Gonzaga
11. Arkansas*
12. Texas Tech*
13. Oklahoma State
14. Notre Dame
15. Texas State
16. Southern Miss
17. Virginia
18. UCLA
19. Oklahoma*
20. **AUBURN**
21. LSU*
22. Oregon
23. UC Santa Barbara
24. Texas
25. East Carolina

D1 BASEBALL
May 23

1. Tennessee*
2. Virginia Tech
3. Stanford
4. Oregon State
5. Texas A&M*
6. Miami
7. Louisville
8. Texas Tech*
9. Oklahoma State
10. Maryland
11. Texas State
12. Gonzaga
13. Arkansas*
14. Southern Miss
15. Virginia
16. Notre Dame
17. UC Santa Barbara
18. TCU
19. Texas
20. UCLA
21. LSU*
22. Oklahoma*
23. East Carolina
24. **AUBURN**
25. Grand Canyon

USA TODAY
May 23

1. Tennessee*
2. Virginia Tech
3. Oregon State
4. Stanford
5. Miami
6. Louisville
7. Oklahoma State
8. Maryland
9. Texas A&M*
10. Arkansas*
11. Texas Tech*
12. Southern Miss
13. Virginia
14. Texas State
15. Gonzaga
16. Notre Dame
17. Texas
18. UC Santa Barbara
19. TCU
20. LSU*
21. **AUBURN**
22. UCLA
23. UConn
24. Vanderbilt*
25. Georgia Southern

NCBWA
May 23

1. Tennessee*
2. Virginia Tech
3. Stanford
4. Oregon State
5. Texas A&M*
6. Miami
7. Louisville
8. Oklahoma State
9. Texas Tech*
10. Arkansas*
11. Maryland
12. Texas State
13. Notre Dame
14. Gonzaga
15. Virginia
16. Texas
17. Southern Miss
18. TCU
19. UC Santa Barbara
20. LSU*
21. UCLA
22. UConn
23. **AUBURN**
24. Grand Canyon
25. Vanderbilt*

PERFECT GAME
May 23

1. Tennessee*
2. Virginia Tech
3. Texas A&M*
4. Stanford
5. Miami
6. Oregon State
7. Louisville
8. Oklahoma State
9. Texas Tech*
10. Southern Miss
11. Gonzaga
12. Arkansas*
13. UC Santa Barbara
14. Notre Dame
15. LSU*
16. Texas
17. Maryland
18. Oklahoma*
19. Texas State
20. East Carolina
21. UCLA
22. Grand Canyon
23. Virginia
24. Florida State
25. TCU

COLLEGIATE BASEBALL
May 23

1. Tennessee*
2. Virginia Tech
3. Stanford
4. UC Santa Barbara
5. Oregon State
6. Texas A&M*
7. Louisville
8. Arkansas*
9. Texas State
10. Miami
11. East Carolina
12. TCU
13. UCLA
14. Texas Tech*
15. Oklahoma State
16. LSU*
17. Oregon
18. Cal Poly
19. Maryland
20. Southern Miss
21. Notre Dame
22. Virginia
23. **AUBURN**
24. Georgia
25. Florida

AUBURN IN THE POLLS
BA D1 CB NC PG USA

Pre.	NR	NR	NR	NR	NR	NR
2/21	NR	NR	NR	NR	NR	NR
2/28	NR	NR	NR	NR	NR	NR
3/7	NR	NR	NR	NR	NR	NR
3/14	NR	NR	NR	NR	NR	NR
3/21	NR	NR	NR	NR	NR	NR

BA D1 CB NC PG USA

3/28	NR	NR	NR	NR	NR	NR
4/4	25	NR	18	NR	NR	NR
4/11	17	17	14	23	19	22
4/18	23	19	21	25	25	22
4/25	21	19	17	19	19	21
5/2	21	19	19	22	19	18

BA D1 CB NC PG USA

5/9	21	20	21	22	22	20
5/16	20	19	23	19	19	18
5/23	20	24	23	23	NR	21

NEWS & NOTES

SCOUTING THE WILDCATS

- Kentucky enters the tournament as the No. 12 seed after going 30-24 overall record and 12-18 in SEC play.
- The Wildcats have four series wins against top 25 teams this season and are the only team to defeat No. 1 Tennessee in a weekend.
- Offensively, Kentucky is hitting .276 as a team and is led by Daniel Harris' .311 clip. Chase Estep leads the way with 53 runs, 15 doubles, 13 homers, 48 RBI and 16 stolen bases.
- On the mound, The Wildcats have turned in a 4.86 staff ERA and have struck out 548 batters in 469.0 innings.

NCAA RESUME

- Auburn is the only team in the top four in the SEC West to have played No. 1 Tennessee this season.
- The team's 37 regular season wins are tied for the third most in the SEC and tied for the most by an Auburn team since 2010 - the last time the program hosted.
- Twenty-nine of the team's 37 wins came against teams who finished the regular season .500 or better.
- Auburn is 22-14 against the current RPI top 100, including 7-5 against the top 25.

TREDDING UP UNDER THOMPSON

- Auburn turned in a .500 or better record for the third time under head coach Butch Thompson (2017: 16-14; 2018: 15-15; 2022: 16-13).
- Prior to Thompson's arrival, the program had only one winning conference season (2010: 20-10) from 2004-15.

LAST 30 GAMES

- Auburn went 20-10 in the last 30 games of the regular season, trailing on Tennessee (24-6) and Texas A&M (21-9) during the span.
- Of the team's 10 losses in the last 30 games, six have come against teams ranked in the top 12 at the time of competition, including four losses against the top three.

MODEL OF CONSISTENCY

- Auburn hasn't lost more than two consecutive games all season and has lost back-to-back games only twice all year.
- The team had a .500 or better record during 12 of the 14 weeks this season. The two exceptions were without midweek games prior to series losses against then No. 1 Ole Miss and then No. 3 Arkansas.

ROAD WARRIORS

- Starting with a win at Troy on May 10, five of Auburn's last eight regular season games were on the road.
- The Tigers are 15-9 in games played away from Plainsman Park, tied with Tennessee for the most road/neutral-site wins among SEC teams.
- The 15 wins are the second most wins by an Auburn team since 2003 (16 wins in 2019).

HOME SWEET HOME

- Auburn wrapped up the regular season 22-9 in home games, including 9-5 in league games at Plainsman Park.
- The Tigers have won 10 of the last 12 home games.
- The 22 home wins are seven more than last year, and the nine home SEC wins are five more than a year ago.
- The Tigers outscored opponents 241-144 while hitting .308 with a 3.79 ERA in 31 home games.

FLIP THE SCRIPT

- After going 7-10 in one-run games last year, Auburn is 9-4 in one-run games this season.
- The Tigers are 16-6 in games decided by one or two runs.
- One-run games:
 - 2021: 7-10
 - 2022: 9-4
- Two-run games:
 - 2021: 4-6
 - 2022: 7-2
- Away/neutral games:
 - 2021: 10-13
 - 2022: 15-9

COMEBACK KIDS

- Trailing in the early stages of game two at Kentucky, Auburn's 6-3 win against the Wildcats marked the team's 20th in a game in which the team has trailed this season.
- The six-run comeback win against South Alabama on Mar. 22 was the team's largest since coming back from a seven-run deficit against Florida A&M on Feb. 22, 2017.

BULLPEN IS BRINGING IT

- Auburn's bullpen is 5-1 with a 2.30 ERA and 54 strikeouts in 47.0 innings in the last nine games.
- The bullpen held Alabama scoreless and allowed just six baserunners (4 H, 1 BB, 1 HBP) with 12 strikeouts in 11.2 innings against the Crimson Tide.
- The group didn't allow a run in 22.2 innings from May 10 at Troy until the ninth inning vs. Samford last Tuesday.

PLAYER OF THE YEAR

- Sonny DiChiara was named the SEC Co-Player of the Year this week, becoming the third player in program history to earn the league's highest honor (Tim Hudson, 1997; Hunter Morris, 2010).
- DiChiara leads the SEC and nation in OBP (.561) and also tops the league in slugging (.782) while ranking second in average (.382).
- DiChiara is tied for third among active Division I players with 58 career home runs and has homered 17 this year, matching Edouard Julien's total from 2018 for the most by an Auburn player since 2010.

ALL-SEC HONORS

- Along with his Co-Player of the Year nod, DiChiara was named First Team All-SEC, becoming the first position player to earn first-team honors since 2011.
- Junior closer Blake Burkhalter was named Second Team All-SEC, while third baseman Blake Rambusch was named to the SEC All-Defensive Team.

THUNDER AND LIGHTNING

- Sonny DiChiara and Blake Rambusch have combined for 143 hits (.364 average) and 92 runs in their first season on the Plains.

REACHING BASE AT RECORD-SETTING RATE

- DiChiara has reached base in 50 of 51 games this season, recently snapping a 48-game on-base streak dating back to last year.
- He has reached multiple times in 43 games this year, including 24 of 29 in SEC play, and has reached at least three times in 28 games.

WALK THIS WAY

- DiChiara leads the country with 62 walks and 1.22 walks per game, ranking second in program history in the category.
- Frank Thomas holds the Auburn record with 73 walks drawn in 1989.

RAMBUSCH RAKES

- Rambusch finished the regular season as the SEC leader in hits with 80 and ranked tied for sixth with 42 hits in SEC play.
- Rambusch went on a 17-game hitting streak earlier this year, the longest since 2015-16, and has multiple hits in 25 games.
- The redshirt junior has reached base in 110 of the last 113 games dating back to the final 13 games of his freshman season at Grayson.
- Including his time at Grayson, Rambusch collected his 200th career hit at Troy (May 10).

BOBBY'S FINDING BARRELS

- Since being inserted into the starting lineup in the middle game at LSU, Bobby Peirce is hitting .306 and ranks second on the team with seven HR and 21 RBI during the span.
- Peirce has accounted for five of the team's last 13 and seven of the last 24 homers, including a pair of game-winning homers in SEC play - one in the 7th inning vs. South Carolina (Apr. 22) and another in the 9th inning at No. 1 Tennessee (Apr. 30).
- He collected another go-ahead hit with a RBI single in the seventh inning of the series-clinching win against Alabama.

NATE THE GREAT BEHIND THE PLATE

- Junior catcher Nate LaRue started in 25 of the final 26 SEC games behind the plate.
- LaRue has raised his average 55 points in 18 games since Apr. 19 and is hitting .291 with 13 RBI during the span.
- Behind the plate, LaRue has thrown out 10 of 15 would-be base stealers, tied for the second most in the league.

HOWELL'S HOLDING IT DOWN

- Senior outfielder Kason Howell has started in 179 games in his Auburn career, including 103 straight games in center field.

CLOSING TIME

- Blake Burkhalter leads the SEC and is fourth in the NCAA with 13 saves this season, tied for the third most in program history.
- He became the first Auburn pitcher in program history and first pitcher from the SEC since 2017 to record three saves in a series, accomplishing the feat vs. South Carolina.

GIVE IT TO 'EM, GONZO

- After turning in 7.0 scoreless innings vs. South Carolina on Apr. 24, Joseph Gonzalez had turned in four straight quality starts in SEC play, becoming the first Auburn pitcher to do so since Casey Mize in 2018.
- He also became the first Auburn pitcher to win four straight SEC starts since Keegan Thompson did so in 2015.

LIKE FATHER LIKE SON

- Senior shortstop Brody Moore is the son of former Auburn and All-SEC shortstop Brandon Moore (1991-94).
- After wearing No. 19 and playing primarily second base/utility in his first three seasons on the Plains, Brody has a new number and position in 2022 - No. 4 and shortstop - just like his dad.
- Brandon hit .332 in four years and 242 games in an Auburn uniform. Brody is a .292 career hitter in 133 games, including 121 starts.

CARLSON'S COMING ON STRONG

- Brooks Carlson went on a season-best 11-game hitting streak from Apr. 26-May 17, hitting .350 (14-for-40) with three doubles and two homers during the hot streak.
- Carlson is eighth among active NCAA Division I players with 284 career hits. He also ranks eighth in total bases (439), ninth in runs (181), T-12th in doubles (57) and T-15th in RBI (169).
- He hit .300 or higher in each of his four seasons at Samford and is currently third on Auburn with a .313 average.

POSTSEASON PROJECTION

- Auburn enters the week No. 7 in the RPI.
- The Tigers were projected by Baseball America as the No. 8 national seed and by D1 Baseball as the No. 10 national seed in their latest projections.
- Auburn has hosted four NCAA Regionals with its latest coming in 2010.

200-WIN PLATEAU

- Head coach Butch Thompson won his 200th game in an Auburn uniform in a 5-1 win in the series opener against Vanderbilt on Apr. 8.
- Thompson is Auburn's third coach to amass 200 wins, joining Baird (634) and Nix (515).

SEC GRADUATES

- Auburn players Garrett Farquhar, Brooks Fuller, Josh Hall, Brody Moore, Carson Skipper and Garrett Wade earned their degrees in May.

EPITOME OF AUBURN BASEBALL

- One of four Legacy Leaders on this year's team, Farquhar was named to the 2022 SEC Community Service Team.
- Along with his service efforts, Farquhar has served on Auburn Athletics student athlete advisory committee for two years.

THE LAST TIME...

BATTING SUPERLATIVES

5 hits in a game Anfernee Grier at Kennesaw St. [5-for-6] (4/12/16)
 6 hits in a game Tyler Johnstone vs. Elon [6-for-7, 2B, 3B] (2/25/05)

Reached base 6 times Bryson Ware vs. Alabama A&M [3-5, 3 BB] (2/24/21)

4 runs in a game
 5 runs in a game **Mike Bello at Texas A&M (3/27/22)**
 6 runs in a game Rankin Woley vs. #18 Boston College (3/6/21)
 Bryson Ware vs. Alabama A&M (2/24/21)

10-game hitting streak
15-game hitting streak
 20-game hitting streak **Brooks Carlson, 11 games (4/26-5/17)**
 25-game hitting streak **Blake Rambusch, 17 games (3/5-4/1/22)**
 30-game hitting streak A. Grier, 22 games, (5/31/15-3/22/16)
 Justin Fradejas, 27 games (3/23-5/7/10)
 Casey Dunn, 31 games (2/22 [G1]-4/15/97)

3 doubles in a game Ryan Bliss vs. LSU (5/6/21)
 4 doubles in a game Ken Dempsey vs. Georgia (1971)

2 triples in a game Jay Gonzalez vs. Alabama State (2/28/12)
 3 triples in a game never

2 home runs in one game **Sonny DiChiara vs. #12 Vanderbilt (4/10/22)**
 3 home runs in one game Tony Caldwell at Kentucky (4/9/11)

7 RBI in a game Brody Moore vs. Alabama A&M (2/24/21)
 8 RBI in a game Justin Bryant at Georgia (3/19/10)
 9 RBI in a game Hunter Morris at Georgia (3/21/10)
 10 RBI in a game Bob Berry vs. Huntington (4/15/82)

Grand slam home run
 Inside-the-park home run **Ryan Dyal vs. Rhode Island (3/6/22)**
 HR to begin game Kason Howell at Alabama (4/15/21)
 Two HR in one inning Ryan Bliss vs. #11 Ole Miss (5/25/21)
 HR in consecutive at-bats Dan Glevenyak at Jacksonville State (8th) (5/7/13)
 HR in three consecutive at-bats Steven Williams vs. Texas A&M (5/15/21)
HR in three consecutive games Edouard Julien vs. Alabama A&M/at UCF (2/20-22/19)
HR in three consecutive games **Sonny DiChiara vs. #3 Arkansas (5/7-8/22)**
 HR in four consecutive games **Sonny DiChiara vs. Arkansas & Troy (5/7-10/22)**
 HR in four consecutive SEC games Trent Mummy (4/17-23/10)
 HR in five consecutive games Joseph Sanders (5/10-15/08)
 Walk-off HR Mike Bianucci (5/2-9/08)
 Pinch-hit HR Tim Lemons (4/6-10/85)
 Pinch-hit grand slam **Kason Howell vs. Yale (G1 - 2/26/22)**
 HR in first at-bat of season Cam Hill vs. Kentucky (3/26/21)
 HR in both games of DH Edouard Julien vs. BYU (G1 - 3/3/18)
 Steven Williams vs. Longwood (2/17/18)
 Dylan Ingram at #7 Mississippi St. (4/29/17)

Hit for the cycle Judd Ward [3B, 1B, HR, 2B] vs. Illinois-Chicago (G1 - 2/15/20)

Hit from both sides of plate in same inning Damon Haecker [5th inn.] vs. Jacksonville St. (3/15/17)

Two hits in same inning **Cam Hill [2B, 1B] vs. Rhode Island [1st] (G2 - 3/5/22)**

Stole home **Josh Hall vs. Kansas State (2/20/22)**
Stole two bases in a game **Blake Rambusch vs. Rhode Island (G1 - 3/5/22)**
 Stole three bases in a game Anfernee Grier vs. Southern (2/26/16)

Hit by a pitch 2 times in a game **Ryan Dyal vs. UAB (3/2/22)**
 Hit by a pitch 3+ times in a game Dan Glevenyak at Alabama (4) (4/11/14)

Scored 20 or more runs 20 vs. Wright State (2/29/20)
 Scored 25 or more runs 25 vs. Longwood (2/17/18)
 Scored 30 or more runs 33 vs. Alabama A&M (2/24/21)

Scored 5 runs in an Inning **5, at Jacksonville State (5th) (4/26/22)**
Scored 6 runs in an Inning **6, vs. Kennesaw State (3rd) (4/20/22)**
Scored 7 runs in an Inning **7, vs. South Alabama (4th) (3/22/22)**
 Scored 8 runs in an Inning 8, at UAB (5th) (3/19/19)
Scored 9 runs in an Inning **9, vs. Rhode Island (1st) (G1 - 3/5/22)**
 Scored 10+ runs in an Inning 14, vs. Alabama A&M (4th) (2/24/21)
 Recorded 10+ hits in an Inning 11, vs. Furman (5th) (2/12/00)
 Scored in every inning vs. Coppin State (3/18/14)

Recorded 15-19 hits **17, at Troy (5/10/22)**
 Recorded 20 or more hits 27, vs. Alabama A&M (2/24/21)

Hit 3 or more home runs in an inning 3, vs. Northeastern (6th) (G1 - 3/10/18)
Hit 3 or more home runs in a game **3, vs. #3 Arkansas (5/7/22)**
 Hit 5 or more home runs in a game 6, vs. Texas A&M (5/15/21)
 Hit 7 or more home runs in a game 7, vs. Mississippi State (5/8/10)
 Hit back-to-back home runs R. Woley & S. Williams vs. Samford (3rd) (4/20/21)
 Hit back-to-back-to-back home runs R. Bliss, T. Miller & R. Woley vs. Texas A&M (1st) (5/15/21)

Had 5 doubles **5, vs. Yale (2/25/22)**
 Had 6 doubles 6, vs. Jacksonville State (4/21/21)
 Had 7 doubles 7, vs. Chicago State (3/8/20)
 Had 8 doubles 8, vs. BYU (G1 - 3/3/18)
 Had 9+ doubles 11, vs. Alabama A&M (2/24/21)

Stole 5 bases in a game 5, vs. Bethune-Cookman (5/6/14)
 Stole 6 bases in a game 6, vs. #21 Tennessee (3/17/19)
 Stole 7 bases in a game 7, vs. Presbyterian (5/8/12)
 Stole 8 bases in a game 8, vs. Alcorn State (2/22/12)

Walked 10+ times **12, vs. #1 Ole Miss (3/18/22)**
 Did not strike out in a game vs. Belmont (3/11/12)

PITCHING SUPERLATIVES

INDIVIDUAL
 Nine-inning no-hitter Casey Mize vs. Northeastern (3/9/18)
 Nine-inning no-hitter (combined) Mike Mueller [2.0], Lee Carter [1.0],
 Brandon Channell [1.0], Reid Price [1.0], Andrew Skinner [1.0], Arnold Hughey [1.0], Ken Clayton [1.0], Cory Duettt [0.2], Sean Jones [0.1] vs. UAB (3/19/02)

Seven-inning no-hitter Jason Johnson vs. LaGrange College (4/30/91)

Nine-inning perfect game Eric Brandon vs. Murray State (3/2/02)
 Seven-inning perfect game Jason Johnson vs. LaGrange College (4/30/91)

Nine-inning one-hitter (individual) Keegan Thompson vs. Presbyterian (3/1/14)
 Nine-inning one-hitter (combined) Tanner Burns [7.0], Cody Greenhill [2.0] vs. Chicago State (3/6/20)

Five-inning one-hitter Kevin Davis [3.2], Jacob Milliman [1.1], vs. Radford (2/22/15)

Nine-inning two-hitter Tanner Burns [9.0] vs. Cincinnati (3/1/19)

Complete game **Joseph Gonzalez vs. #12 Vanderbilt (4/10/22)**
 Complete game shutout Jack Owen vs. UTSA (3/9/19)
 Consecutive complete games K. Thompson vs. Arkansas & LSU (4/4 & 4/11/15)

Struck out 10 batters 10 by Tanner Burns vs. Chicago State (3/6/20)
Struck out 11 batters **11 by Jordan Armstrong vs. Yale (2/25/22)**
 Struck out 12 batters 12 by Casey Mize at Kentucky (3/23/18)
 Struck out 13 batters 13 by Casey Mize vs. Texas A&M (3/16/18)
 Struck out 15 batters 15 by Tanner Burns vs. Cincinnati (3/1/19)

TEAM
Struck out 15+ batters **15, Barnett [5], Copeland [1], Allsup [3], Swilling [6] at Jacksonville State (4/26/22)**
 Struck out 20+ batters 20, Fuller [4], Watson [4], Anderson [3], Greenhill [4], Skipper [3], Wade [2] vs. #9 Arkansas (4/5/19)
 vs. Ga State, at Missouri (4/5-7/16)
 Struck out 15 batters consecutive games **2-0 vs. South Carolina (4/24/22)**
Shut out an opponent **16-0 / 12-0 [7] vs. Rhode Island (3/5/22)**
Consecutive shutouts Three straight shutouts 2-0 vs. UT Martin / 6-0 vs. UTSA / 5-0 vs. UTSA (3/6-9/19)
Shut out an SEC opponent **2-0 vs. South Carolina (4/24/22)**
 Shut out an SEC opponent on the road 3-0 at Missouri (5/21/21)
 Consecutive SEC shutouts 5-0 and 4-0 at Miss. State (3/27-28/15)
 Consecutive SEC shutouts on the road 5-0 and 4-0 at Miss. State (3/27-28/15)
Was shut out **3-0 vs. Oklahoma (2/18/22)**
 Was held to one hit vs. #24 Missouri (4/1/18)
 Was no hit vs. #13 Arkansas (5/25/17)

FIELDING SUPERLATIVES
2 errors in a game **Jake Wyandt vs. #1 Ole Miss (3/17/22)**
 3 errors in a game Luke Jarvis vs. Presbyterian (3/11/07)
 4 errors in a game Brett Burnham at Alabama (4/5/00)

3 double plays turned in a game vs. Alabama (5/14/22)
 4 double plays turned in a game at #1 Arkansas (4/3/21)
 5 double plays turned in a game never

Triple play (Auburn) vs. Memphis (5/22/78)
 Triple play (Opponent) at Florida [4th] (3/15/08)

Threw a runner out at HP to end game **Bryson Ware at Mississippi State (4/17/22)**

MISC. SUPERLATIVES
 Won 10 or more consecutive games 15 (2/24-3/22/19)
 Won 15 or more consecutive games 15 (2/24-3/22/19)
 Won 8 or more consecutive SEC games 9 (4/1-21/95)
 Lost 5 or more consecutive games 5 (4/2-11/21)

Home winning streak 21 (1964-66)
 Road winning streak 14 (1967/1995)
 Season-opening winning streak 17 (2/7-3/5/97)

Extra-innings victory **6-5, vs. Alabama State [10 inn] (4/19/22)**
Extra-innings loss **4-5, at Texas A&M [11 inn] (3/26/22)**

Swept a 3-game series vs. South Carolina (4/22-24/22)
 Swept a road series at Alabama (4/20-21/18)
 Swept a road SEC series at Alabama (4/20-21/18)
Swept a SEC series vs. South Carolina (4/22-24/22)
Swept a 4-game series **Rhode Island (3/4-6/22)**
Swept a doubleheader **Rhode Island (3/5/22)**

Allowed 3 runs or fewer in a three-game series 2, vs. Chicago State (3/6-8/20)
Allowed 3 runs or fewer in a four-game series **3, vs. Rhode Island (3/4-6/22)**
 Allowed 3 runs or fewer in a SEC series 3, vs. Miss. State (3/27-29/15)
 Allowed 4 runs or fewer in a series 3, vs. UTSA (3/8-9/19)
 Allowed 4 runs or fewer in a SEC series 4, vs. Georgia (4/23-25/15)
 Allowed 3 runs or fewer in a road series 3, vs. Miss. State (3/27-29/15)
 Allowed 3 runs or fewer in a SEC road series 3, vs. Miss. State (3/27-29/15)

Overcome a deficit of 7+ runs 7 runs, [7-0, 12-8] vs. Florida A&M (2/22/17)

Won a 1-0 game vs. Mercer (5/30/15) [NCAA Regional]
 Lost a 1-0 game vs. Ohio State (2/15/14)

Walk-off win vs. Alabama State [10 inn.] (4/19/22)
Walk-off loss at Mississippi State [9 inn.] (4/14/22)

HITTER PROFILES

31 • MIKE BELLO OF

6-1 • 190 • FR • Oak Ridge, N.J. • Pope John XXIII

- Robbed a two-run HR to preserve a 2-0 lead in the 6th inning of the series finale vs. USC (4/24)
- Hit his first career homer in game two at AGM (3/26)
- Drove in the game-winning run vs. S. Alabama (3/22)
- Went 3-for-3 and reached base 5x in his first start

CAREER STATISTICS

YEAR	AVG	GP-GS	AB	R	H	2B	3B	HR	RBI	SB-A
2022	.246	33-18	69	13	17	3	0	1	8	1-1

SEASON HIGHS

AB: 5, two times
R: 4, two times
H: 3, vs. Ole Miss (3/18)
2B: 1, three times
HR: 1, at Texas A&M (3/26)
RBI: 2, two times

CAREER HIGHS

AB: 5, two times
R: 4, two times
H: 3, vs. Ole Miss (3/18/22)
3B: 1, three times
HR: 1, at Texas A&M (3/26/22)
RBI: 2, two times

19 • BROOKS CARLSON IF

5-11 • 192 • GR • Mobile, Ala. • Samford

- Went on a season best 11-game hitting streak from Apr. 26-May 17, hitting .350 during the stretch
- Homered in back-to-back games vs. Arkansas (5/6-7)
- Has a trio of game-tying/go-ahead hits in the 6th inning or later in SEC play
- Ranks 8th among active NCAA players in career hits

CAREER STATISTICS

YEAR	AVG	GP-GS	AB	R	H	2B	3B	HR	RBI	SB-A
2018*	.343	62-61	230	48	79	16	1	10	47	1-3
2019*	.345	59-59	226	47	78	17	2	6	41	0-1
2020*	.500	15-15	50	18	25	4	0	3	19	0-1
2021*	.301	50-49	186	38	56	13	1	6	37	2-2
2022	.313	43-36	147	30	46	7	0	5	25	0-0
TOTAL	.339	229-219	839	181	284	57	4	30	169	3-7

SEASON HIGHS

AB: 6, vs. Alabama St. (4/19)
R: 3, vs. Rhode Island (3/5)
H: 3, three times
2B: 1, seven times
HR: 1, five times
RBI: 4, vs. Kennesaw St. (4/20)

CAREER HIGHS

AB: 6, four times
R: 3, eight times
H: 4, four times
2B: 2, five times
HR: 1, 30 times
RBI: 7, at VMI (5/7/21)

17 • SONNY DICHARA IF

6-1 • 263 • SR • Hoover, Ala. • Samford

- Became Auburn's third SEC Player of the Year, joining Tim Hudson (1997) and Hunter Morris (2010)
- Named a Dick Howser Trophy Semifinalist
- Has reached base multiple times in 43 games
- Leads the SEC in OBP (.561) and SLG (.782)
- Ranks T-3rd among active players in career HR
- His 17 HR are T-most by an Auburn player since 2010

CAREER STATISTICS

YEAR	AVG	GP-GS	AB	R	H	2B	3B	HR	RBI	SB-A
2019*	.293	55-55	198	40	58	7	0	21	55	0-0
2020*	.328	15-15	61	9	20	3	0	2	21	0-0
2021*	.273	56-56	194	44	53	9	0	18	46	0-0
2022	.382	51-51	165	46	63	15	0	17	47	0-0
TOTAL	.317	177-177	617	139	194	34	0	58	169	0-0

SEASON HIGHS

AB: 5, six times
R: 3, five times
H: 4, at LSU (4/2)
2B: 2, two times
HR: 2, vs. Vandy (4/10)
RBI: 5, vs. Vandy (4/10)

CAREER HIGHS

AB: 6, two times
R: 3, six times
H: 4, two times
2B: 2, two times
HR: 2, nine times
RBI: 6, at Wofford (4/26/21)

6 • RYAN DYAL C

5-10 • 197 • R-SO • Senoia, Ga. • East Coweta

- Named a Collegiate Baseball National Player of the Week after leading the league with 12 RBI from Mar. 1-6
- Became the first AU player with multiple outfield assists in same inning since 1996

CAREER STATISTICS

YEAR	AVG	GP-GS	AB	R	H	2B	3B	HR	RBI	SB-A
2021	.200	31-22	70	18	14	2	0	3	7	1-1
2022	.222	30-27	90	23	20	4	0	4	26	0-0
TOTAL	.213	61-49	160	41	34	6	0	7	33	1-1

SEASON HIGHS

AB: 5, two times
R: 3, vs. Troy (2/23)
H: 2, six times
2B: 1, four times
HR: 1, four times
RBI: 4, vs. Rhode Island (3/6)

CAREER HIGHS

AB: 5, four times
R: 3, two times
H: 2, seven times
2B: 1, two times
HR: 1, seven times
RBI: 4, vs. Rhode Island (3/6/22)

11 • GARRETT FARQUHAR IF

5-11 • 187 • 5th • Hoover, Ala. • Shelton State

- Has started in five straight games, hitting .294 (5-for-17) with two doubles and four RBI
- Went 3-for-10 with a double and two RBI at Kentucky
- Gave Auburn a lead with a two-run double in the five-run 2nd inning at Samford (5/17)

CAREER STATISTICS

YEAR	AVG	GP-GS	AB	R	H	2B	3B	HR	RBI	SB-A
2018*	.331	52-7	175	39	58	8	2	1	32	10-13
2019*	.363	55-7	168	54	61	11	2	2	31	14-16
2020	.263	13-10	38	15	10	2	0	0	10	1-1
2021	.375	20-5	32	8	12	4	0	0	7	1-1
2022	.231	35-16	65	15	15	3	0	2	12	0-0
AU	.274	68-31	135	38	37	9	0	2	29	2-2
TOTAL	.327	175-31	478	131	156	28	4	5	92	26-31

SEASON HIGHS

AB: 6, vs. UAB (3/2)
R: 2, three times
H: 2, three times
2B: 1, three times
HR: 1, two times
RBI: 2, four times

CAREER HIGHS

AB: 6, vs. UAB (3/2/22)
R: 2, four times
H: 3, seven times
2B: 2, two times
HR: 1, four times
RBI: 4, two times

7 • COLE FOSTER IF

6-1 • 190 • SO • Plano, Texas • Plano Senior

- Has missed the last five games due to injury
- Hit .309 with 5 HR in 21 SEC games, marking the 3rd best AVG and HR on the team

CAREER STATISTICS

YEAR	AVG	GP-GS	AB	R	H	2B	3B	HR	RBI	SB-A
2021	.292	15-4	24	5	7	3	0	0	1	0-0
2022	.259	44-43	139	30	36	5	0	6	32	1-2
TOTAL	.264	59-47	163	35	43	8	0	6	33	1-2

SEASON HIGHS

AB: 5, six times
R: 3, at MSU (4/14)
H: 3, two times
2B: 1, five times
HR: 1, six times
RBI: 4, vs. Alabama State (3/1)

CAREER HIGHS

AB: 5, six times
R: 3, two times
H: 3, two times
2B: 1, six times
HR: 1, six times
RBI: 4, vs. Alabama State (3/1/22)

16 • CAM HILL IF/LHP

6-5 • 214 • SO • Madison, Ala. • Bob Jones

- Went on an 8-game hitting streak from Apr. 12-29, going 11-for-27 (.407)

CAREER STATISTICS

YEAR	AVG	GP-GS	AB	R	H	2B	3B	HR	RBI	SB-A
2021	.270	35-30	111	19	30	6	1	5	22	0-0
2022	.275	34-26	102	15	28	7	0	0	16	0-1
TOTAL	.272	69-56	213	34	58	13	1	5	38	0-1

SEASON HIGHS

AB: 5, four times
R: 3, vs. Alabama State (3/1)
H: 3, vs. Alabama State (3/1)
2B: 1, seven times
HR: --
RBI: 2, three times

CAREER HIGHS

AB: 5, six times
R: 4, at Missouri (5/20/21)
H: 3, four times
2B: 1, five times
HR: 1, five times
RBI: 4, vs. Boston College (3/6/21)

5 • KASON HOWELL OF

6-0 • 180 • SR • Argyle, Texas • Liberty Christian

- Has started in CF in 103 straight games
- Went 3-for-11 with a double and two RBI at Kentucky
- Is 2nd on the team with 18 multi-hit games and nine multi-RBI games this season
- Drove in the tying run with two outs in the 9th in the middle game at Tennessee (4/30)
- Appeared on #SCTop10 as the No. 2 play for robbing a two-run HR in the third inning at Jax State (4/26)

CAREER STATISTICS

YEAR	AVG	GP-GS	AB	R	H	2B	3B	HR	RBI	SB-A
2019	.262	63-63	225	31	59	10	0	0	28	14-16
2020	.359	11-10	39	8	14	7	0	0	6	0-0
2021	.260	52-51	177	29	46	12	0	8	30	8-13
2022	.294	55-55	218	45	64	16	2	2	34	11-12
TOTAL	.278	181-179	659	113	183	45	2	10	98	33-41

SEASON HIGHS

AB: 6, two times
R: 3, vs. Kennesaw St. (4/20)
H: 3, eight times
2B: 2, two times
HR: 1, two times
RBI: 3, vs. Ole Miss (3/18)

CAREER HIGHS

AB: 6, five times
R: 3, four times
H: 3, 16 times
2B: 2, three times
HR: 2, two times
RBI: 5, at Missouri (5/20/21)

37 • MASON LAND IF

5-10 • 173 • JR • Cantonment, Fla. • Chatt Valley

- Has started seven straight games in LF, hitting .304 during the span (fourth on the team)
- Drove in the game-winning run on a pinch-hit safety squeeze in the 8th Saturday against Arkansas (5/7)

CAREER STATISTICS

YEAR	AVG	GP-GS	AB	R	H	2B	3B	HR	RBI	SB-A
2020*	.250	3-1	4	2	1	0	0	0	0	0-0
2021*	.367	51-7	166	58	61	10	1	7	43	4-4
2022	.268	27-8	4	4	11	1	0	0	3	0-0
TOTAL	.352	81-9	211	64	73	11	1	7	46	4-4

SEASON HIGHS

AB: 5, at Troy (5/10)
R: 1, four times
H: 2, at Troy (5/10)
2B: 1, at Troy (5/10)
HR: --
RBI: 1, three times

CAREER HIGHS

AB: 5, five times
R: 4, two times
H: 4, two times
2B: 2, vs. Snead State (5/9/21)
HR: 2, vs. Wallace-Dothan (4/29/21)
RBI: 5, at Lurleen B. Wallace (4/7/21)

28 • NATE LARUE RHP/C

6-3 • 217 • JR • Mobile, Ala. • McGill-Toolen

- Has started at C in 25 of the last 26 SEC games
- Hitting .291 with 13 RBI in the last 18 games
- Has thrown out 10 of 15 would-be base stealers, tied for the second most in the league

CAREER STATISTICS

YEAR	AVG	GP-GS	AB	R	H	2B	3B	HR	RBI	SB-A
2020	.294	8-3	17	6	5	1	0	0	2	0-0
2021	.219	16-10	32	8	7	2	0	2	5	0-0
2022	.227	42-32	119	15	27	7	0	4	27	2-2
TOTAL	.232	66-45	168	29	39	10	0	6	34	2-2

SEASON HIGHS

AB: 5, four times
R: 2, at Texas A&M (3/27)
H: 3, at Texas A&M (3/27)
2B: 2, vs. Arkansas (5/6)
HR: 1, four times
RBI: 5, at Texas A&M (3/27)

CAREER HIGHS

AB: 5, four times
R: 2, four times
H: 2, two times
2B: 2, vs. Arkansas (5/6/22)
HR: 1, six times
RBI: 5, at Texas A&M (3/27/22)

4 • BRODY MOORE IF

5-11 • 183 • SR • Oneonta, Ala. • Oneonta

- Went on an 8-game hitting streak from 5/1-17, hitting .371 (13-for-35) during the span
- Started at SS in 54 of 55 games, including 46 straight
- Turned in a .982 fielding percentage and turned 24 DP

CAREER STATISTICS

YEAR	AVG	GP-GS	AB	R	H	2B	3B	HR	RBI	SB-A
2019	.333	13-4	27	6	9	1	1	0	4	0-1
2020	.339	17-14	56	11	19	1	1	0	9	5-5
2021	.292	49-49	192	25	56	11	0	2	32	1-4
2022	.274	54-54	215	39	59	9	0	4	28	5-7
TOTAL	.292	133-121	490	81	143	22	2	6	73	11-17

1 • BLAKE RAMBUSCH IF

5-9 • 175 • R-JR • Austin, Texas • Grayson

- Named to the SEC All-Defensive Team
- Leads the team with 25 multi-hit games
- Leads the league with 80 hits
- Has reached base in 110 of the last 113 games dating back to the final 13 games of 2019

CAREER STATISTICS

YEAR	AVG	GP-GS	AB	R	H	2B	3B	HR	RBI	SB-A
2019*	.333	55-/	174	52	58	14	2	4	46	4-4
2021*	.444	45-/	160	60	71	16	3	3	40	33-34
2022	.351	55-55	228	46	80	11	1	4	36	16-21
TOTAL	.378	155-155	562	158	209	41	6	11	122	52-58

SEASON HIGHS

AB: 6, three times
R: 4, vs. Kansas State (2/20)
H: 4, two times
2B: 2, vs. Ole Miss (3/18)
HR: 1, four times
RBI: 4, vs. Ole Miss (3/18)

CAREER HIGHS

7, at McLennan (3/18/21)
 4, four times
 4, six times
 3, vs. W. OK State (3/6/21)
 1, 11 times
 4, three times

8 • BRYSON WARE OF

6-2 • 193 • JR • Madison, Miss. • Pearl River

- Threw out the tying run at the plate to end the game in the series finale at MSU (4/16)
- Is the first AU player with multiple 6+ RBI games in the same season since Tony Caldwell in 2011

CAREER STATISTICS

YEAR	AVG	GP-GS	AB	R	H	2B	3B	HR	RBI	SB-A
2020*	.321	16-/	53	14	17	3	3	5	17	4-5
2021	.254	43-37	138	36	35	6	1	6	26	4-5
2022	.222	44-23	90	21	20	8	1	1	19	4-4
AU	.241	87-60	228	57	55	14	2	7	45	8-9
TOTAL	.256	103-60	281	71	72	17	5	12	62	12-14

SEASON HIGHS

AB: 5, three times
R: 3, vs. UAB (3/2)
H: 3, two times
2B: 2, vs. UAB (3/2)
HR: 1, vs. Troy (2/23)
RBI: 6, two times

CAREER HIGHS

5, seven times
 6, vs. AAMU (2/24/21)
 3, six times
 2, vs. UAB (3/2/22)
 1, 12 times
 6, two times

50 • JAKE WYANDT C

5-11 • 185 • GR • Laurel, Md. • Presbyterian

- Named to the Buster Posey Award Watch List
- Is a candidate for the Senior CLASS Award

CAREER STATISTICS

YEAR	AVG	GP-GS	AB	R	H	2B	3B	HR	RBI	SB-A
2018*	.208	30-/	53	22	11	2	0	2	14	11-14
2019*	.253	40-/	91	29	23	4	1	1	12	17-18
2020*	.133	10-7	15	0	2	0	0	0	0	0-0
2021*	.228	41-39	123	21	28	6	1	3	16	3-8
2022	.244	21-14	41	8	10	1	0	1	12	1-1
TOTAL	.228	141-60	323	80	74	13	2	7	54	32-41

SEASON HIGHS

AB: 4, two times
R: 3, vs. UAB (3/2)
H: 2, two times
2B: 1, vs. Tennessee Tech (3/9)
HR: 1, vs. Rhode Island (3/6)
RBI: 4, vs. Rhode Island (3/6)

CAREER HIGHS

5, three times
 3, vs. UAB (3/2/22)
 3, at Auburn (2/20/21)
 2, at EKU (2/27/21-G2)
 1, seven times
 4, vs. Rhode Island (3/6/22)

PITCHER PROFILES

46 • CHASE ALLSUP RHP

6-1 • 220 • FR • Dothan, Ala. • Dothan

- Earned his first SEC save in 2.0 IP vs. Alabama (5/14)
- Pitched a season-high 2.2 IP w/ 3 K at Jax State (4/26)
- Struck out a season-high five in 2.0 IP vs. Samford (4/12)
- Earned his first save in 2.1 IP at UAB (4/5)
- Struck out the side in his AU debut vs. K-State (2/20)

CAREER STATISTICS

YEAR	ERA	W-L	G/S	IP	H	R	ER	BB	K	BAA
2022	2.67	1-0	20/0	27.0	21	12	8	15	32	.216

SEASON HIGHS

IP: 2.2, at Jax State (4/26)
H: 3, vs. MTSU (3/13)
R: 4, vs. Ole Miss (3/18)
ER: 2, vs. Ole Miss (3/18)
K: 5, vs. Samford (4/12)
BB: 2, four times
PC: 49, vs. Ole Miss (3/18)

CAREER HIGHS

2.2, at Jax State (4/26/22)
 3, vs. MTSU (3/13/22)
 4, vs. Ole Miss (3/18/22)
 2, vs. Ole Miss (3/18/22)
 5, vs. Samford (4/12/22)
 2, four times
 49, vs. Ole Miss (3/18/22)

41 • J. ARMSTRONG RHP

5-11 • 200 • FR • Marietta, Ga. • Harrison

- Didn't pitch from 3/29-5/8 but is 1-0 with a 2.16 ERA and 12 K to 2 BB in 8.1 IP and 5 appearances since
- Earned his first career win and faced the minimum in 2.2 scoreless IP vs. Alabama (5/13)

CAREER STATISTICS

YEAR	ERA	W-L	G/S	IP	H	R	ER	BB	K	BAA
2022	2.51	1-0	15/0	14.1	12	8	4	8	20	.245

SEASON HIGHS

IP: 2.2, two times
H: 3, at Kentucky (5/21)
R: 3, two times
ER: 2, two times
K: 4, vs. Arkansas (5/8)
BB: 2, two times
PC: 40, vs. Arkansas (5/8)

CAREER HIGHS

2.2, two times
 3, at Kentucky (5/21/22)
 3, two times
 2, two times
 4, vs. Arkansas (5/8/22)
 2, two times
 40, vs. Arkansas (5/8/22)

52 • J. ARMSTRONG RHP

6-2 • 184 • SR • McDonough, Ga. • Chatt Valley

- Started back-to-back midweek games at Troy/Samford
- Struck out six of eight batters faced vs. Samford (4/12)
- Earned the win in 2.1 IP in relief at UAB (4/5)
- Pitched 3.0 scoreless in relief and earned the win in the series opener at AGM (3/25)

CAREER STATISTICS

YEAR	ERA	W-L	G/S	IP	H	R	ER	BB	K	BAA
2019*	3.19	8-4	17/13	79.0	70	38	28	29	77	.222
2020*	2.57	2-2	6/6	35.0	34	15	10	4	41	.245
2021*	1.65	11-0	13/13	71.0	48	23	13	15	79	.179
2022	5.93	3-1	14/6	30.1	36	22	20	15	40	.288
TOTAL	2.97	25-7	50/38	215.1	188	98	71	63	237	--

SEASON HIGHS

IP: 5.1, vs. Yale (2/25)
H: 4, five times
R: 4, two times
ER: 4, vs. MTSU (3/11)
K: 11, vs. Yale (2/25)
BB: 4, vs. Alabama St. (4/19)
PC: 73, vs. Yale (2/25)

CAREER HIGHS

8.0, at Coastal Ala-Monroeville (5/8/21)
 11, at Coastal Ala-Bay Minette (3/30/19)
 6, three times
 5, vs. Gordon State (2/2/19)
 11, vs. Yale (2/25/22)
 4, three times
 73, vs. Yale (2/25/22)

18 • MASON BARNETT RHP

6-0 • 218 • JR • Cartersville, Ga. • Cartersville

- Is 2-2 with a 4.78 ERA in 11 starts this season
- Allowed 2 R on 5 H in 5.1 IP vs. Alabama (5/13)
- Faced only three over the minimum before allowing three straight hits to end his outing
- Matched a season high with eight K to zero BB in 5.0 IP vs. Kennesaw State (4/19)

CAREER STATISTICS

YEAR	ERA	W-L	G/S	IP	H	R	ER	BB	K	BAA
2020	3.52	0-0	6/0	7.2	5	4	3	3	16	.192
2021	5.40	2-4	16/6	40.0	39	28	24	21	43	.265
2022	4.56	2-2	16/11	51.1	52	27	26	25	64	.264
TOTAL	4.82	4-6	38/17	99.0	96	59	53	49	123	.259

SEASON HIGHS

IP: 5.1, vs. Alabama (5/13)
H: 6, two times
R: 5, vs. Ole Miss (3/17)
ER: 5, vs. Ole Miss (3/17)
K: 8, two times
BB: 3, three times
PC: 88, vs. Tennessee Tech (3/9)

CAREER HIGHS

7.0, vs. Little Rock (3/13/21)
 6, three times
 6, at Ole Miss (3/20/21)
 5, two times
 9, vs. Little Rock (3/13/21)
 5, at Arkansas (4/3/21)
 91, vs. Little Rock (3/13/21)

34 • BEN BOSSE RHP

6-1 • 194 • FR • Brenham, Texas • Brenham

- Struck out the side in his AU debut vs. Yale (2/25)
- Has made just one appearance since Mar. 13

CAREER STATISTICS

YEAR	ERA	W-L	G/S	IP	H	R	ER	BB	K	BAA
2022	3.86	0-0	7/0	4.2	4	3	2	2	6	.235

SEASON HIGHS

IP: 1.0, three times
H: 2, two times
R: 1, three times
ER: 1, two times
K: 3, vs. Yale (2/25)
BB: 1, two times
PC: 18, vs. Yale (2/25)

CAREER HIGHS

1.0, three times
 2, two times
 1, three times
 1, two times
 3, vs. Yale (2/25/22)
 1, two times
 18, vs. Yale (2/25/22)

21 • TRACE BRIGHT RHP

6-4 • 199 • JR • Montgomery, Ala. • Trinity

- Is the only pitcher to start all 14 weekends this season
- Turned in three straight quality starts from 2/26-3/13
- Earned the win in 5.0 IP in the middle game at UK, allowing 2 R on 5 H with 0 BB and 5 K

CAREER STATISTICS

YEAR	ERA	W-L	G/S	IP	H	R	ER	BB	K	BAA
2020	8.38	1-1	3/3	9.2	10	9	9	7	12	.278
2021	6.98	4-4	19/11	49.0	53	42	38	18	43	.276
2022	4.68	3-4	14/14	67.1	62	40	35	32	73	.242
TOTAL	5.86	8-9	36/28	126.0	125	91	82	57	128	.258

SEASON HIGHS

IP: 6.0, three times
H: 7, at MSU (4/15)
R: 6, two times
ER: 6, vs. Vandy (4/9)
K: 8, three times
BB: 5, vs. Arkansas (5/7)
PC: 108, at MSU (4/15)

CAREER HIGHS

6.0, four times
 7, at MSU (4/15/22)
 7, at Ole Miss (3/21/21)
 7, at Ole Miss (3/21/21)
 8, three times
 5, vs. Arkansas (5/7/22)
 108, at MSU (4/15/22)

40 • B. BURKHALTER RHP

6-0 • 204 • JR • Dothan, Ala. • Northview

- Named Second Team All-SEC
- Leads the SEC and ranks 4th in NCAA with 13 saves, tied for third in single season history
- Went 1-0 w/ 3 saves, 12 K in 4 app from 4/19-24
- Became the first pitcher in program history and first pitcher in SEC since 2017 with 3 saves in a weekend
- Named to the NCBWA Stopper of the Year Midseason watch list and rated by D1 Baseball as the No. 27 RP

CAREER STATISTICS

YEAR	ERA	W-L	G/S	IP	H	R	ER	BB	K	BAA
2020	2.08	0-0	4/0	4.1	6	1	1	3	3	.462
2021	1.71	1-0	17/0	21.0	14	5	4	16	30	.182
2022	3.44	4-1	25/0	36.2	23	16	14	7	55	.177
TOTAL	2.76	5-1	46/0	62.0	43	22	19	26	88	.195

SEASON HIGHS

IP: 2.2, two times
H: 5, vs. Ole Miss (3/19)
R: 5, vs. Ole Miss (3/19)
ER: 5, vs. Ole Miss (3/19)
K: 5, vs. Alabama St. (4/19)
BB: 4, at MSU (4/14)
PC: 50, vs. S. Alabama (3/22)

CAREER HIGHS

2.2, two times
 5, vs. Ole Miss (3/19/22)
 5, vs. Ole Miss (3/19/22)
 5, vs. Ole Miss (3/19/22)
 5, vs. Alabama St. (4/19/22)
 4, at MSU (4/14/22)
 50, vs. S. Alabama (3/22/22)

23 • P. CARLSON RHP

6-1 • 170 • FR • Mobile, Ala. • Faith Academy

- Suffered the loss in relief vs. Jax State (3/29)
- Earned his first career win and struck out four in 3.0 innings of relief vs. URI (3/6)

CAREER STATISTICS

YEAR	ERA	W-L	G/S
------	-----	-----	-----

54 • K. COPELAND LHP

6-2 • 178 • SO • Mobile, Ala. • Pensacola State

- Pitched the final 2.0 innings and earned his first SEC win at Tennessee (4/30)
- Earned his second win in 1.1 IP at Jax State (4/26)
- Pitched 4.0 scoreless with 8 K and earned his first win in an Auburn uniform vs. KSU (4/20)

CAREER STATISTICS

YEAR	ERA	W-L	G/S	IP	H	R	ER	BB	K	BAA
2021*	1.74	7-1	12/8	57.0	43	14	11	16	81	.211
2022	5.11	3-0	8/2	12.1	16	8	7	6	15	.327
TOTAL	2.34	10-120/10	69.1	59	22	18	22	96	--	--

SEASON HIGHS

IP: 4.0, vs. Kennesaw St. (4/20)
 H: 5, vs. Alabama State (3/1)
 R: 4, vs. Arkansas (5/6)
 ER: 4, vs. Arkansas (5/6)
 K: 8, vs. Kennesaw St. (4/20)
 BB: 2, two times
 PC: 68, vs. Kennesaw St. (4/20)

CAREER HIGHS

7.0, two times
 11, at Chipola (3/20/21)
 4, three times
 4, two times
 12, at NW FL State (4/30/21)
 2, eight times
 68, vs. Kennesaw St. (4/20/22)

57 • TYLER DRABICK RHP

6-2 • 193 • GR • Canton, Ohio • Lipscomb

- Made his first appearance since Apr. 9 at Troy (5/10)
- Earned the win and matched a career best with five strikeouts in his Auburn debut vs. Alabama State (3/1)

CAREER STATISTICS

YEAR	ERA	W-L	G/S	IP	H	R	ER	BB	K	BAA
2018*	3.52	0-0	11/1	15.1	12	7	6	6	14	.203
2019*	3.73	1-0	14/0	31.1	20	13	15	29	163	.163
2020*	11.57	0-1	5/0	4.2	10	6	6	2	3	.435
2021*	2.81	1-0	23/0	32.0	20	11	10	13	46	.180
2022	9.82	1-0	8/0	7.1	10	10	8	5	13	.323
TOTAL	4.27	3-1	61/1	90.2	72	54	43	41	105	--

SEASON HIGHS

IP: 2.1, vs. Alabama State (3/1)
 H: 5, vs. Vandy (4/9)
 R: 4, vs. Vandy (4/9)
 ER: 4, vs. Vandy (4/9)
 K: 5, vs. Alabama State (3/1)
 BB: 2, vs. Alabama State (3/1)
 PC: 46, vs. Alabama State (3/1)

CAREER HIGHS

3.2, vs. Toledo (5/3/19)
 5, three times
 5, at Northern Illinois (4/19/19)
 5, at Northern Illinois (4/19/19)
 5, four times
 2, eight times
 46, vs. Alabama State (3/1/22)

14 • BROOKS FULLER LHP

6-3 • 210 • SR • Auburn, Ala. • Auburn

- Has made three scoreless apps in the last three weeks
- Turned in 1.1 scoreless IP with 1BB and 1 K at Troy
- Pitched a scoreless 9th in finale vs. Arkansas (5/8)

CAREER STATISTICS

YEAR	ERA	W-L	G/S	IP	H	R	ER	BB	K	BAA
2019	4.50	2-2	20/8	44.0	39	30	22	35	36	.239
2020	2.25	1-1	3/2	8.0	11	3	2	1	7	.333
2021	8.50	0-0	16/0	18.0	24	18	17	17	20	.316
2022	10.80	0-0	7/0	5.0	8	6	6	6	7	.364
TOTAL	5.64	3-3	46/10	75.0	82	57	47	59	70	.279

SEASON HIGHS

IP: 1.1, at Troy (5/10)
 H: 3, vs. Alabama State (3/1)
 R: 4, vs. Alabama State (3/1)
 ER: 4, vs. Alabama State (3/1)
 K: 2, two times
 BB: 2, vs. Alabama State (3/1)
 PC: 27, vs. Alabama State (3/1)

CAREER HIGHS

6.0, at Texas A&M (4/13/19)
 5, three times
 5, vs. Baylor (2/27/21)
 5, vs. Baylor (2/27/21)
 6, vs. Ole Miss (4/20/19)
 4, at South Carolina (3/30/19)
 93, at Texas A&M (4/13/19)

45 • J. GONZALEZ RHP

6-4 • 230 • SO • Humacao, PR • Leadership CA

- Turned in 5.0 scoreless in the finale at Kentucky
- Pitched 7.0 scoreless innings and earned his fourth straight win vs. USC (4/24)
- Is the first AU pitcher since Casey Mize in 2018 with four straight quality starts in SEC play
- Is the first AU pitcher to win four straight SEC starts since Keegan Thompson in 2015
- Turned in Auburn's first SEC CG since 2018 and the second by an SEC pitcher vs. Vandy (4/10)

CAREER STATISTICS

YEAR	ERA	W-L	G/S	IP	H	R	ER	BB	K	BAA
2021	6.17	2-3	21/5	42.1	51	30	29	10	30	.293
2022	2.74	6-2	12/11	62.1	65	20	19	10	39	.270
TOTAL	4.13	8-5	33/16	104.2	116	50	48	20	69	.280

SEASON HIGHS

IP: 9.0, vs. Vandy (4/10)
 H: 9, two times
 R: 5, two times
 ER: 5, two times
 K: 8, two times
 BB: 3, vs. Texas Tech (2/19)
 PC: 110, at MSU (4/16)

CAREER HIGHS

9.0, vs. Vandy (4/10/22)
 9, two times
 9, vs. Miss. State (4/11/21)
 9, vs. Miss. State (4/11/21)
 8, two times
 5, at Arkansas (4/3/21)
 110, at MSU (4/16/22)

9 • CADE GRANZOW RHP

6-3 • 220 • FR • Franklin, Tenn. • Brentwood

- Didn't allow a run in his first four appearances
- Matched season high with 1.2 IP vs. Vandy (4/9)

CAREER STATISTICS

YEAR	ERA	W-L	G/S	IP	H	R	ER	BB	K	BAA
2022	4.91	0-0	7/0	7.1	9	4	4	4	4	.333

SEASON HIGHS

IP: 1.2, two times
 H: 2, three times
 R: 2, at MSU (4/15)
 ER: 2, at MSU (4/15)
 K: 2, vs. Rhode Island (3/5)
 BB: 2, at MSU (4/15)
 PC: 30, vs. Vandy (4/9)

CAREER HIGHS

1.2, two times
 2, three times
 2, at MSU (4/15/22)
 2, at MSU (4/15/22)
 2, vs. Rhode Island (3/5/22)
 2, at MSU (4/15/22)
 30, vs. Vandy (4/9/22)

43 • CHASE ISBELL RHP

6-2 • 198 • JR • Springville, Ala. • Samford

- Has a 1.00 ERA in his last seven apps and 9.0 IP
- Turned in 2.0 scoreless with 3 K at Kentucky (5/20)
- Earned his first Auburn win at Troy (5/10)
- Matched a season-high with 2.1 IP vs. Arkansas (5/7)
- Coming off partial Tommy John surgery

CAREER STATISTICS

YEAR	ERA	W-L	G/S	IP	H	R	ER	BB	K	BAA
2020*	3.38	1-0	5/0	5.1	3	4	2	7	6	.167
2021*	2.32	4-2	26/0	31.0	19	9	8	13	44	.173
2022	6.28	1-1	12/0	14.1	16	10	10	11	16	.286
TOTAL	3.70	6-4	43/0	50.2	38	23	20	31	66	--

SEASON HIGHS

IP: 2.1, two times
 H: 5, vs. Vandy (4/9)
 R: 5, at LSU (4/1)
 ER: 5, at LSU (4/1)
 K: 3, three times
 BB: 3, at Samford (5/17)
 PC: 45, at Texas A&M (3/26)

CAREER HIGHS

3.0, at ETSU (5/21/21)
 4, at Wofford (4/20/21)
 5, at LSU (4/1/22)
 5, at LSU (4/1/22)
 6, at ETSU (5/21/21)
 3, at Samford (5/17/22)
 57, at ETSU (5/21/21)

20 • HAYDEN MULLINS LHP

6-0 • 194 • JR • Gallatin, Tenn. • Hendersonville

- Hasn't pitched since 4/29 at Tennessee (forearm)
- Made six straight SEC series-opening starts
- Pitched a career high 5.1 inning vs. USC (4/22)
- Struck out a career high nine batters vs. Vandy (4/8)
- Earned his first career SEC win in 5.0 innings against No. 1 Ole Miss (3/18)

CAREER STATISTICS

YEAR	ERA	W-L	G/S	IP	H	R	ER	BB	K	BAA
2020	3.68	1-0	5/0	7.1	4	3	3	6	10	.174
2021	2.38	2-0	7/0	11.1	10	4	3	4	19	.222
2022	3.63	2-1	11/8	34.2	23	16	14	25	43	.197
TOTAL	3.38	5-1	23/8	53.1	37	23	20	35	72	.200

SEASON HIGHS

IP: 5.1, vs. South Carolina (4/22)
 H: 4, two times
 R: 3, three times
 ER: 3, two times
 K: 9, vs. Vandy (4/8)
 BB: 6, vs. Vandy (4/8)
 PC: 93, vs. Vandy (4/8)

CAREER HIGHS

5.1, vs. South Carolina (4/22/22)
 4, at Texas A&M (3/25/22)
 3, four times
 3, three times
 9, vs. Vandy (4/8/22)
 6, vs. Vandy (4/8/22)
 93, vs. Vandy (4/8/22)

47 • TOMMY SHEEHAN LHP

6-0 • 209 • GR • Brielle, N.J. • Notre Dame

- Has a 0.90 ERA in his last five apps and 10.0 IP
- Turned in 4.0 scoreless and allowed just two baserunners vs. Alabama (5/14)
- Earned his first AU win in 3.2 IP vs. MTSU (3/13)
- Earned the 3.0-inning save in his first career relief appearances against URI (3/6)

CAREER STATISTICS

YEAR	ERA	W-L	G/S	IP	H	R	ER	BB	K	BAA
2018*	5.74	2-4	14/14	62.2	62	43	40	41	27	.264
2019*	4.58	5-6	15/15	92.1	100	62	47	23	62	.268
2020*	2.70	3-0	4/4	23.1	18	7	7	5	22	.202
2021*	6.75	0-1	2/2	8.0	10	6	6	6	10	.303
2022	5.02	1-0	14/3	28.2	21	18	16	20	23	.206
TOTAL	4.86	11-11	49/37	215.0	211	136	116	94	144	--

SEASON HIGHS

IP: 4.0, vs. Alabama (5/14)
 H: 5, vs. Ole Miss (3/19)
 R: 5, at Texas A&M (3/27)
 ER: 5, at Texas A&M (3/27)
 K: 5, vs. Rhode Island (3/6)
 BB: 4, at Texas A&M (3/27)
 PC: 65, vs. Alabama (5/14)

CAREER HIGHS

9.0, two times
 13, vs. North Carolina (4/13/19)
 11, vs. North Carolina (4/13/19)
 8, vs. North Carolina (4/13/19)
 9, at UAB (2/14/20)
 6, vs. Purdue (2/24/18)
 112, vs. North Carolina (4/13/19)

29 • CARSON SKIPPER LHP

6-2 • 211 • SR • Trussville, Ala. • Hewitt-Trussville

- Earned the win in 2.1 scoreless at Samford (5/17)
- Went 1-0 with 6 K, 3 holds in 4 app from 4/19-24
- Earned the win in 1.1 IP in the series opener vs. USC
- Pitched a perfect 8th inning in games two & three, inducing a double play w/ the tying run on in finale

CAREER STATISTICS

YEAR	ERA	W-L	G/S	IP	H	R	ER	BB	K	BAA
2019	7.46	3-3	17/8	35.0	45	33	29	23	38	.306
2020	1.00	0-0	7/0	9.0	5	1	1	3	12	.167
2021	4.25	2-2	19/0	29.2	29	16	14	9	37	.248
2022	4.81	5-3	21/0	43.0	43	28	23	9	44	.259
TOTAL	5.17	10-8	64/8	116.2	122	78	67	44	131	.265

SEASON HIGHS

IP: 5.2, vs. MTSU (3/11)
 H: 6, vs. MTSU (3/11)
 R: 5, two times
 ER: 5, vs. Arkansas (5/8)
 K: 4, four times
 BB: 2, three times
 PC: 71, vs. MTSU (3/11)

CAREER HIGHS

5.2, vs. MTSU (3/11/22)
 6, vs. MTSU (3/11/22)
 5, four times
 5, two times
 8, vs. AAMU (2/19/19)
 4, at Georgia Tech (4/16/19)
 78, vs. Arkansas (4/5/19)

32 • CARSON SWILLING RHP

5-11 • 196 • SO • Smiths Station, Ala. • Smiths

- Has a 0.00 ERA in his last four apps and 6.0 IP
- Earned a win in 2.0 scoreless vs. Arkansas & Alabama
- Struck out a career high six in 2.0 IP at Jax State (4/26)
- Got a strikeout to end the 7th and earned the win in game two vs. USC (4/23)
- Turned in 1.2 scoreless innings at LSU (4/1)
- Pitched a season-high 3.1 scoreless innings and struck out four vs. Ole Miss (3/17)

CAREER STATISTICS

YEAR	ERA	W-L	G/S	IP	H	R	ER	BB	K	BAA
2021	3.34	1-2	21/0	29.2	28	15	11	14	33	.248
2022	5.19	3-2	18/0	26.0	26	15	15	11	30	.265
TOTAL	4.20	4-4	39/0	55.2	54	30	26	25	63	.256

SEASON HIGHS

IP: 3.1, vs. Ole Miss (3/17)
 H: 4, two times
 R: 3, three times
 ER: 3, three times
 K: 6, at Jax State (4/26)
 BB: 2, four times
 PC: 58, vs. Ole Miss (3/17)

CAREER HIGHS

3.2, at Lipscomb (

PITCHING CAREERS

CHASE ALLSUP'S CAREER APPEARANCES

2022 - FRESHMAN YEAR

Date	Opp (Res.)	DEC	QS	IP	H	R	ER	BB	SO	HR	ERA	NP
2/20	vs. Kansas State (W, 12-1)	-	-	1.0	0	0	0	0	3	0	0.00	14
2/25	YALE (W, 9-0)	-	-	1.0	0	0	0	2	2	0	0.00	25
3/2	UAB (W, 16-1)	-	-	1.0	0	0	0	1	2	0	0.00	20
3/9	vs. Tennessee Tech (W, 4-3)	-	-	2.0	2	0	0	1	3	0	0.00	39
3/13	MIDDLE TENNESSEE-G1 (W, 10-7)	-	-	1.1	3	1	0	1	3	0	0.00	35
3/18	#1 OLE MISS (W, 19-5)	-	-	1.1	2	4	2	2	2	1	2.35	49
3/26	at Texas A&M (L, 4-5 [11])	-	-	0.1	0	0	0	0	0	0	2.25	1
3/27	at Texas A&M (W, 13-9)	W	-	1.0	0	1	0	1	0	0	2.00	19
4/5	at UAB (W, 6-4)	S	-	2.1	2	1	1	0	2	1	2.38	34
4/12	SAMFORD (W, 4-1)	-	-	2.0	1	0	0	0	5	0	2.03	33
4/19	ALABAMA STATE (W, 6-5 [10])	-	-	0.2	0	0	0	2	0	0	1.93	15
4/22	SOUTH CAROLINA (W, 6-3)	-	-	0.2	0	0	0	0	0	0	1.84	5
4/26	at Jax State (W, 8-4)	-	-	2.2	2	1	1	0	3	1	2.08	31
4/30	at #1 Tennessee (W, 8-6)	-	-	1.1	2	1	1	1	1	0	2.41	41
5/6	#3 ARKANSAS (L, 8-11)	-	-	1.2	1	0	0	1	0	0	2.21	21
5/8	#3 ARKANSAS (L, 4-7)	-	-	0.2	1	1	1	2	0	0	2.57	22
5/14	ALABAMA (W, 6-4)	S	-	2.0	1	0	0	0	2	0	2.35	21
5/17	at Samford (W, 8-4)	-	-	1.0	1	0	0	1	2	0	2.25	21
5/20	at Kentucky (W, 6-3)	-	-	1.0	1	1	1	0	1	1	2.52	14
5/21	at Kentucky (L, 3-6)	-	-	2.0	2	1	1	0	2	0	2.67	28

JOHN ARMSTRONG'S CAREER APPEARANCES

2022 - FRESHMAN YEAR

Date	Opp (Res.)	DEC	QS	IP	H	R	ER	BB	SO	HR	ERA	NP
2/18	vs. Oklahoma (L, 0-3)	-	-	1.0	0	0	0	0	1	0	0.00	8
2/19	vs. #12 Texas Tech (W, 2-1)	-	-	0.2	0	0	0	1	0	0	0.00	13
2/25	YALE (W, 9-0)	-	-	0.2	0	0	0	0	2	0	0.00	9
2/26	YALE-G2 (L, 4-5 [10])	-	-	0.2	1	0	0	0	1	0	0.00	12
3/1	ALABAMA STATE (W, 13-7)	-	-	0.2	1	0	0	0	2	0	0.00	16
3/9	vs. Tennessee Tech (W, 4-3)	-	-	0.1	1	0	0	0	1	0	0.00	5
3/11	MIDDLE TENNESSEE (L, 8-10)	-	-	0.1	0	3	0	2	1	0	0.00	18
3/17	#1 OLE MISS (L, 6-13)	-	-	0.0	2	3	2	2	0	0	4.15	19
3/22	vs. South Alabama (W, 13-12)	-	-	0.1	0	0	0	0	0	0	3.86	4
3/29	JAX STATE (L, 2-5)	-	-	1.1	1	0	0	1	0	0	3.00	26
5/8	#3 ARKANSAS (L, 4-7)	-	-	2.2	0	0	0	1	4	0	2.08	40
5/13	ALABAMA (W, 3-2)	W	-	2.2	1	0	0	0	3	0	1.59	29
5/17	at Samford (W, 8-4)	-	-	2.1	1	0	0	0	3	0	1.32	29
5/20	at Kentucky (L, 1-5)	-	-	0.2	1	0	0	0	2	0	1.26	10
5/21	at Kentucky (L, 3-6)	-	-	0.0	3	2	2	1	0	0	2.51	11

*-Starter

JORDAN ARMSTRONG'S CAREER APPEARANCES

2019 - FRESHMAN YEAR AT CHATTAHOOCHEE VALLEY

Date	Opp (Res.)	DEC	QS	IP	H	R	ER	BB	SO	HR	ERA	NP
2/2	*vs. Gordon State (L, 2-6)	L	-	4.0	3	6	5	4	2	1	11.25	--
2/9	*at Pensacola State (W, 9-3)	W	-	5.2	7	3	2	1	9	0	6.52	--
2/15	ABRAHAM BALDWIN (W, 11-7)	-	-	2.0	2	2	2	1	2	0	6.94	--
2/22	at Tallahassee (W, 6-4)	W	-	4.1	5	1	1	2	4	0	5.63	--
3/5	GORDON STATE (L, 2-12)	-	-	1.0	1	0	0	0	2	0	5.29	--
3/5	*at Wallace-Selma (W, 7-4)	W	X	7.0	4	3	3	2	5	0	4.88	--
3/16	*ENTERPRISE STATE (W, 10-2)	W	-	5.0	2	1	0	1	6	0	4.03	--
3/23	at Lawson State (L, 1-6)	-	-	3.0	2	1	1	0	2	0	3.94	--
3/30	*at Coastal Alabama-BM (W, 9-8)	-	-	5.0	11	3	1	2	2	0	3.65	--
4/7	*at Coastal Alabama-BR (L, 2-3)	L	X	6.1	8	3	3	2	9	2	3.74	--
4/12	*at Coastal Alabama-MO (L, 1-2)	L	X	6.0	2	2	1	2	7	0	3.47	--
4/20	*BISHOP STATE (W, 3-2)	W	X	6.0	2	2	2	2	7	0	3.42	--
4/27	*WALLACE-DOTHAN (W, 4-0)	W	X	7.0	3	0	0	3	3	0	3.03	--
5/4	*LURLEEN B. WALLACE (W, 12-2)	W	-	3.0	2	0	0	3	3	0	2.89	--
5/10	*at Wallace State (W, 7-2)	W	X	6.0	5	2	2	2	7	0	2.90	--
5/15	*vs. Lurleen B. Wallace (W, 9-8)	-	-	3.0	4	3	3	1	5	1	3.15	--
5/27	*vs. Central Arizona (L, 2-10)	L	-	4.2	7	6	2	1	2	0	3.19	--

2020 - SOPHOMORE YEAR AT CHATTAHOOCHEE VALLEY

Date	Opp (Res.)	DEC	QS	IP	H	R	ER	BB	SO	HR	ERA	NP
2/1	*at LaGrange (W, 11-5)	-	-	4.0	8	3	2	0	6	0	4.50	--
2/8	*vs. St. Johns River State (L, 1-2)	L	-	5.0	6	2	2	1	8	0	4.00	--
2/15	*SNEAD STATE (L, 1-4)	L	-	6.0	7	4	4	0	9	1	4.80	--
2/22	*at Tallahassee (W, 7-1)	W	X	7.0	4	1	0	0	9	0	3.27	--
2/29	*at Gordon State (L, 5-6)	-	-	6.0	6	5	2	3	3	0	3.21	--
3/8	*COASTAL ALABAMA-BM (W, 1-0)	W	X	7.0	3	0	0	0	6	0	2.57	--

2021 - JUNIOR YEAR AT CHATTAHOOCHEE VALLEY

Date	Opp (Res.)	DEC	QS	IP	H	R	ER	BB	SO	HR	ERA	NP
2/2	*GORDON STATE (W, 7-2)	-	-	1.0	0	0	0	1	2	0	0.00	--
2/4	*CALHOUN (W, 10-0)	W	-	4.0	1	0	0	1	4	0	0.00	--
2/19	*vs. John A. Logan (W, 8-2)	W	-	5.0	3	2	1	0	7	0	0.90	--
2/25	*at Snead State (W, 13-5)	W	-	4.0	4	4	4	4	6	1	3.21	--
3/6	*at Coastal Alabama-Mo (W, 1-0)	W	X	7.0	3	0	0	1	6	0	2.14	--
3/13	*at Wallace-Selma (W, 14-1)	W	-	5.0	2	1	0	2	4	0	1.73	--
3/20	*COASTAL ALABAMA-BR (W, 4-1)	W	X	7.0	5	1	1	1	10	0	1.64	--
3/27	*at Coastal Alabama-BM (L, 3-4)	-	-	5.0	6	3	2	3	3	0	1.89	--
4/3	*ENTERPRISE STATE (W, 5-0)	W	X	7.0	4	0	0	0	8	0	1.60	--
4/11	*LURLEEN B. WALLACE (W, 4-3)	W	X	6.0	4	3	2	0	8	0	1.76	--
4/18	*vs. Bishop State (W, 10-0)	W	-	5.0	2	0	0	0	5	0	1.61	--
4/29	*WALLACE-DOTHAN (W, 8-3)	W	X	7.0	4	3	1	1	7	0	1.57	--
5/8	*at Coastal Alabama-Mo (W, 14-6)	W	-	8.0	10	6	2	1	9	0	1.65	--

2022 - SENIOR YEAR

Date	Opp (Res.)	DEC	QS	IP	H	R	ER	BB	SO	HR	ERA	NP
2/18	vs. Oklahoma (L, 0-3)	-	-	4.0	1	0	0	2	5	0	0.00	64

2/25	*YALE (W, 9-0)	W	-	5.1	4	0	0	0	11	0	0.00	73
3/4	*RHODE ISLAND (W, 7-2)	-	-	3.0	4	2	2	2	3	1	1.46	70
3/11	*MIDDLE TENNESSEE (L, 8-10)	L	-	0.2	4	4	4	1	0	0	4.15	28
3/19	#1 OLE MISS (L, 2-15)	-	-	1.1	4	1	1	0	3	0	4.40	32
3/25	at Texas A&M (W, 6-5 [10])	W	-	3.0	3	0	0	0	4	0	3.63	39
3/29	*JAX STATE (L, 2-5)	-	-	3.0	3	1	1	1	2	0	3.54	41
4/5	at UAB (W, 6-4)	W	-	2.1	4	2	2	1	4	1	3.97	44
4/12	SAMFORD (W, 4-1)	S	-	2.0	0	0	0	2	6	0	3.65	45
4/19	ALABAMA STATE (W, 6-5 [10])	-	-	0.1	0	4	2	4	0	0	4.32	30
4/23	SOUTH CAROLINA (W, 8-6)	-	-	0.0	1	0	0	0	0	0	4.32	5
4/29	at #1 Tennessee (L, 4-17)	-	-	0.1	3	3	3	0	0	2	5.33	18
5/10	*at Troy (W, 11-4)	-	-	4.1	3	3	3	1	2	0	5.46	58
5/17	*at Samford (W, 8-4)	-	-	0.2	2	2	2	1	0	0	5.93	21

MASON BARNETT'S CAREER APPEARANCES

2020 - FRESHMAN YEAR

Date	Opp (Res.)	DEC	QS	IP	H	R	ER	BB	SO	HR	ERA	NP
2/15	ILLINOIS-CHICAGO (W, 7-3)	-	-	1.0	4	3	3	1	2	0	27.00	32
2/19	OAKLAND (W, 17-1)	-	-	1.0	0	0	0	0	2	0	13.50	10
2/25	ALABAMA A&M (W, 10-0)	-	-	1.0	0	0	0	1	2	0	9.00	17
3/1	WRIGHT STATE (W, 6-0)	-	-	1.0	0	0	0	1	2	0	6.75	21
3/8	CHICAGO STATE (W, 9-0)	-	-	1.0	1	0	0	0	3	0	5.40	19
3/10	GEORGIA TECH (L, 2-6)	-	-	2.2	0	1	0	0	5	0	3.52	35

2021 - SOPHOMORE YEAR

Date	Opp (Res.)	DEC	QS	IP	H	R	ER	BB	SO	HR	ERA	NP
2/21	*PRESBYTERIAN (W, 2-1 [10])	-	-	4.0	3	0	0	2	4	0	0.00	65
2/26	vs. #25 Oklahoma (L, 3-4 [10])	-	-	1.1	2	1	1	3	1	0	1.69	42
3/6	*#18 BOSTON COLLEGE (W, 16-1)	W	-	5.1	2	1	0	2	3	0	0.84	75
3/13	*LITTLE ROCK (W, 6-0)	W	X	7.0	2	0	0	1	9	0	0.51	91
3/20	*at #4 Ole Miss (L, 5-6)	L	-	3.0	5	6	4	2	4	0	2.18	72
3/27	*KENTUCKY (L, 6-7)	-	-	5.1	6	5	5	0	8	2	3.46	84
4/1	at #1 Arkansas (W, 2-1)	S	-	1.0	0	0	0	1	0	0	3.33	15
4/3	at #1 Arkansas (L, 5-6 [10])	-	-	1.2	2	1	1	5	0	0	3.45	45
4/11	#4 MISSISSIPPI STATE (L, 10-19)	-	-	2.0	4	2	2	0	1	0	3.82	33
4/17	at Alabama (L, 9-10)	L	-	1.1	4	2	2	2	1	0	4.22	34
4/21	*JAX STATE (W, 8-7 [10])	-	-	1.0	0	0	0	0	1	0	4.09	14
4/25	#10 FLORIDA (L, 4-6)	L	-	3.0	2	1	0	0	4	0	3.75	42
4/29	at #20 Georgia (L, 0-4)	-	-	1.0</								

5/1	*at #20 Georgia (W, 9-7)	W	-	2.0	2	2	2	2	2	0	7.71	42
5/7	*LSU (L, 6-9)	-	-	1.1	2	2	1	0	0	0	7.68	20
5/12	at Samford (L, 1-6)	-	-	0.2	1	2	2	1	1	1	7.99	22
5/16	*TEXAS A&M (W, 5-4)	-	-	4.0	6	3	1	0	3	1	7.49	74
5/22	*at Missouri (L, 6-7)	-	-	3.1	5	0	0	0	2	0	6.98	40

2022 - JUNIOR YEAR

Date	Opp (Res.)	DEC	QS	IP	H	R	ER	BB	SO	HR	ERA	NP
2/20	*vs. Kansas State (W, 12-1)	W	-	5.0	2	1	0	2	5	0	0.00	75
2/26	*YALE-G2 (L, 4-5 [10])	-	X	6.0	3	0	0	3	6	0	0.00	83
3/5	*RHODE ISLAND-G2 (W, 12-0)	W	X	6.0	1	0	0	0	8	0	0.00	78
3/13	*MIDDLE TENNESSEE-G2 (L, 3-4)	-	X	6.0	6	3	3	3	4	0	1.17	91
3/19	*#1 OLE MISS (L, 2-15)	L	-	4.1	5	6	3	2	5	0	1.98	82
3/26	*at Texas A&M (L, 4-5 [11])	-	-	5.0	6	2	2	2	6	0	2.23	79
4/1	*at #12 LSU (L, 2-9)	L	-	4.1	4	3	3	4	6	1	2.70	93
4/9	*#12 VANDERBILT (L, 4-19)	L	-	3.1	6	6	6	3	3	2	3.83	69
4/15	*at Mississippi State (L, 5-9)	L	-	5.1	7	4	4	2	8	0	4.17	108
4/23	*SOUTH CAROLINA (W, 8-6)	-	-	5.2	6	3	3	2	4	1	4.24	88
4/30	*at #1 Tennessee (W, 8-6)	-	-	5.2	5	4	3	2	8	0	4.29	95
5/7	*#3 ARKANSAS (W, 5-3)	-	-	4.2	2	2	2	5	4	0	4.26	82
5/14	*ALABAMA (W, 6-4)	-	-	1.0	4	4	4	2	1	1	4.76	36
5/20	*at Kentucky (W, 6-3)	W	-	5.0	5	2	2	9	5	1	4.68	71

BLAKE BURKHALTER'S CAREER APPEARANCES

2020 - FRESHMAN YEAR

Date	Opp (Res.)	DEC	QS	IP	H	R	ER	BB	SO	HR	ERA	NP
2/15	ILLINOIS-CHICAGO (W, 7-3)	-	-	1.0	1	0	0	1	1	0	0.00	14
2/23	UCF (L, 2-12)	-	-	1.0	3	1	1	1	0	0	4.50	20
2/26	ALABAMA A&M (W, 12-6)	-	-	1.1	1	0	0	1	2	0	2.70	23
3/8	CHICAGO STATE (W, 9-0)	-	-	1.0	1	0	0	0	0	0	2.08	8

2021 - SOPHOMORE YEAR

Date	Opp (Res.)	DEC	QS	IP	H	R	ER	BB	SO	HR	ERA	NP
2/20	PRESBYTERIAN (W, 6-1)	-	-	1.0	2	0	0	1	1	0	0.00	25
2/24	ALABAMA A&M (W, 33-0)	-	-	1.0	0	0	0	0	2	0	0.00	19
2/28	vs. Texas A&M (W, 6-1)	-	-	1.0	0	0	0	1	0	0	0.00	11
3/7	#18 BOSTON COLLEGE (L, 9-11 [10])	-	-	2.1	0	0	0	1	3	0	0.00	35
3/13	LITTLE ROCK (W, 6-0)	-	-	2.0	2	0	0	1	4	0	0.00	34
3/16	at Lipscomb (W, 9-7)	-	-	0.2	2	2	1	2	2	1	1.12	25
3/20	at #4 Ole Miss (L, 5-6)	-	-	1.0	0	0	0	2	0	0	1.00	18
3/27	KENTUCKY (L, 6-7)	-	-	1.2	1	1	1	1	3	1	1.69	22
4/2	at #1 Arkansas (L, 5-6)	-	-	0.2	0	0	0	1	0	0	1.59	19
4/11	#4 MISSISSIPPI STATE (L, 10-19)	-	-	0.1	0	0	0	2	1	0	1.54	14
4/21	JAX STATE (W, 8-7 [10])	-	-	2.0	1	1	1	0	2	1	1.98	31
5/1	at #20 Georgia (W, 9-7)	-	-	1.0	1	0	0	1	1	0	1.84	21
5/7	LSU (L, 6-9)	-	-	0.2	0	0	0	0	1	0	1.76	8
5/12	at Samford (I)	-	-	1.0	1	1	1	2	1	0	2.20	27
5/15	TEXAS A&M (L, 9-11)	-	-	0.2	0	0	0	0	1	0	2.12	8
5/18	NORTH ALABAMA (W, 14-6)	W	-	2.1	3	0	0	1	4	0	1.86	48
5/22	at Missouri (L, 6-7)	-	-	1.2	1	0	0	0	4	0	1.71	31

2022 - JUNIOR YEAR

Date	Opp (Res.)	DEC	QS	IP	H	R	ER	BB	SO	HR	ERA	NP
2/19	vs. #12 Texas Tech (W, 2-1)	S	-	2.0	0	0	0	0	1	0	0.00	16
2/26	YALE-G1 (W, 4-3)	W	-	2.0	0	0	0	0	2	0	0.00	21
3/1	ALABAMA STATE (W, 13-7)	-	-	1.1	2	1	1	0	2	0	1.69	21
3/4	RHODE ISLAND (W, 7-2)	S	-	2.0	1	0	0	0	4	0	1.23	26
3/9	vs. Tennessee Tech (W, 4-3)	W	-	1.1	0	0	0	0	4	0	1.04	19
3/13	MIDDLE TENNESSEE-G1 (W, 10-7)	S	-	2.0	0	0	0	0	2	0	0.84	34
3/13	MIDDLE TENNESSEE-G2 (L, 3-4)	-	-	1.0	0	0	0	0	0	0	0.77	21
3/19	#1 OLE MISS (L, 2-15)	-	-	0.2	5	5	5	0	1	3	4.38	19
3/22	vs. South Alabama (W, 13-12)	W	-	2.2	1	1	0	1	3	0	3.60	50
3/25	at Texas A&M (W, 6-5 [10])	S	-	1.0	0	0	0	0	3	0	3.38	14
3/27	at Texas A&M (W, 13-9)	-	-	1.0	2	1	1	0	2	0	3.71	23
3/31	at #12 LSU (W, 6-5)	S	-	1.2	2	1	1	0	2	0	3.86	30
4/2	at #12 LSU (W, 6-4)	S	-	2.2	1	1	1	0	3	1	3.80	36
4/8	#12 VANDERBILT (W, 5-1)	S	-	2.0	0	0	0	1	4	0	3.47	37
4/14	at Mississippi State (L, 6-7)	L	-	1.1	0	2	1	4	2	0	3.65	42
4/16	at Mississippi State (W, 3-2)	S	-	1.0	1	0	0	1	1	0	3.51	12
4/19	ALABAMA STATE (W, 6-5 [10])	W	-	2.0	1	0	0	0	5	0	3.25	29
4/22	SOUTH CAROLINA (W, 6-3)	S	-	1.2	0	0	0	0	4	0	3.07	27
4/23	SOUTH CAROLINA (W, 8-6)	S	-	1.0	0	0	0	0	2	0	2.97	12
4/24	SOUTH CAROLINA (W, 2-0)	S	-	1.0	1	0	0	0	1	0	2.87	11
4/29	at #1 Tennessee (L, 4-17)	-	-	0.0	2	2	2	0	0	1	3.45	12
5/10	at Troy (W, 11-4)	-	-	1.1	0	0	0	0	2	0	3.31	17
5/13	ALABAMA (W, 3-2)	S	-	1.0	1	0	0	0	2	0	3.21	18
5/17	at Samford (W, 8-4)	-	-	1.0	2	2	2	0	2	1	3.63	19
5/20	at Kentucky (W, 6-3)	S	-	2.0	1	0	0	0	1	0	3.44	28

PARKER CARLSON'S CAREER APPEARANCES

2022 - FRESHMAN YEAR

Date	Opp (Res.)	DEC	QS	IP	H	R	ER	BB	SO	HR	ERA	NP
2/23	TROY (W, 13-1)	-	-	1.0	0	0	0	0	1	0	0.00	8
2/26	YALE-G2 (L, 4-5 [10])	-	-	1.0	2	1	1	0	1	1	4.50	17
3/6	RHODE ISLAND (W, 14-1)	W	-	3.0	2	1	1	1	4	1	3.60	40
3/13	MIDDLE TENNESSEE-G1 (W, 10-7)	-	-	0.2	3	3	3	0	2	1	7.94	24
3/29	JAX STATE (L, 2-5)	L	-	1.2	1	2	2	2	2	0	8.59	34

KONNER COPELAND'S CAREER APPEARANCES

2021 - FRESHMAN YEAR AT PENSACOLA STATE

Date	Opp (Res.)	DEC	QS	IP	H	R	ER	BB	SO	HR	ERA	NP
1/22	vs. Seminole State (L, 6-7)	-	-	3.0	2	0	0	1	2	0	0.00	--
1/30	vs. Coastal Alabama - Br (W, 4-0)	S	-	1.0	0	0	0	0	0	0	0.00	--
2/8	LURLEEN B. WALLACE (L, 2-3)	-	-	2.0	0	0	0	2	5	0	0.00	--
2/21	at Delgado (L, 1-2)	-	-	4.2	1	0	0	1	8	0	0.00	--
2/27	*COASTAL ALABAMA - BM (W, 11-0)	W	X	6.0	2	0	0	2	7	0	0.00	--

3/6	*DELGADO (W, 2-1)	W	X	6.0	4	1	1	1	8	1	0.40	--
3/20	*at Chipola (W, 15-5)	W	-	3.1	11	4	3	0	6	0	1.38	--
4/3	*TALLAHASSEE (W, 9-0)	W	X	7.0	1	0	0	1	8	0	1.09	--
4/11	*GULF COAST STATE (W, 5-3)	W	X	6.0	4	3	2	2	9	0	1.38	--
4/23	*at Gulf Coast State (W, 10-2)	W	X	6.0	9	2	1	2	9	0	1.40	--
4/30	*at NW Florida State (W, 4-0)	W	X	7.0	3	0	0	2	12	0	1.21	--
5/6	*vs. Miami Dade (L, 5-9)	L	-	5.0	6	4	4	2	7	0	1.74	--

2022 - SOPHOMORE YEAR

Date	Opp (Res.)	DEC	QS	IP	H	R	ER	BB	SO	HR	ERA	NP
3/1	*ALABAMA STATE (W, 13-7)	-	-	2.1	5	1	0	2	1	0	0.00	52
4/1	at #12 LSU (L, 2-9)	-	-	0.1	0	0	0	0	0	0	0.00	1
4/15	at Mississippi State (L, 5-9)	-	-	0.1	0	0	0	0	1	0	0.00	3
4/20	* KENNESAW STATE (W, 14-1)	W	-	4.0	2	0	0	1	8	0	0.00	68
4/26	at Jax State (W, 8-4)	W	-	1.1	3	2	2	1	1	0	2.16	25
4/30	at #1 Tennessee (W, 8-6)	W	-	2.0	3	1	1	0	2	1	2.61	41
5/6	#3 ARKANSAS (L, 8-11)	-	-	1.1	2	4	4	2	1	2	5.40	32
5/10	at Troy (W, 11-4)	-	-	0.2	1	0	0	0	1	0	5.11	12

TYLER DRABICK'S CAREER APPEARANCES

2022 - GRADUATE YEAR

Date	Opp (Res.)	DEC	QS	IP	H	R	ER	BB	SO	HR	ERA	NP
3/1	ALABAMA STATE (W, 13-7)	W	-	2.1	1	1	1	2	5	0	3.86	46
3/5	RHODE ISLAND-G1 (W, 16-0)	-	-	0.1	0	0	0	1	1	0	3.38	13
3/13	MIDDLE TENNESSEE-G1 (W, 10-7)	-	-	0.1	0	0	0	0	0	0	3.00	3
3/18	#1 OLE MISS (W, 19-5)	-	-	1.0	1	0	0	1	2	0	2.25	22
3/22	vs. South Alabama (W, 13-12)	-	-	0.2	1	2	2	1	0	0	5.79	10
3/29	JAX STATE (L, 2-5)	-	-	1.1	2	0	0	2	2	0	4.50	28
4/9	#12 VANDERBILT (L, 4-19)	-	-	1.0	5	4	4	0	3	2	9.00	33
5/10	at Troy (W, 11-4)	-	-	0.1	1	1	1	0	0	1	9.82	8

BROOKS FULLER'S CAREER APPEARANCES

2019 - FRESHMAN YEAR

Date	Opp (Res.)	DEC	QS	IP	H	R	ER	BB	SO	HR	ERA	NP
2/16	GEORGIA SOUTHERN (L, 5-7)	-	-	1.0	1	1	1	1	0	1	9.00	21
2/20	*ALABAMA A&M (W, 10-2)	-	-	3.0	2	2	0	2	3	0	2.25	46
3/2	CINCINNATI (W, 9-5)	-	-	1.2	0	0	0	0	1	0	1.59	14
3/5	UT MARTIN (W, 15											

2022 AUBURN BASEBALL GAME NOTES

3/9	*at UAB (W, 6-5)	-	-	5.0	1	1	1	0	7	0	2.16	60
3/14	LITTLE ROCK (L, 6-12)	-	-	0.2	2	1	1	0	0	0	3.00	12
3/16	at Lipscomb (W, 9-7)	-	-	1.1	1	0	0	0	1	0	2.61	17
3/19	at #4 Ole Miss (L, 0-1)	L	-	1.0	1	1	1	0	0	1	3.18	16
3/27	*KENTUCKY (L, 4-6)	L	-	4.0	8	5	5	2	4	0	5.28	71
4/3	*at #1 Arkansas (L, 5-6 [10])	-	-	5.0	2	2	2	5	1	0	4.87	86
4/11	*#4 MISSISSIPPI STATE (L, 10-19)	L	-	0.2	7	9	9	1	9	0	8.57	44
4/17	*at Alabama (L, 9-10)	-	-	1.1	4	3	3	0	0	0	9.27	29
4/21	JAX STATE (W, 8-7 [10])	-	-	3.1	3	0	0	0	3	0	8.06	55
4/25	#10 FLORIDA (W, 10-8 [7])	W	-	2.2	3	2	2	1	0	0	7.94	43
4/30	at #20 Georgia (W, 10-6 [14])	-	-	1.0	2	0	0	0	0	0	7.67	16
5/1	at #20 Georgia (W, 9-7)	-	-	2.2	3	2	2	0	3	1	7.59	29
5/7	LSU (L, 6-9)	-	-	3.1	3	1	1	0	4	0	7.13	51
5/12	at Samford (L, 1-6)	-	-	1.0	0	0	0	1	1	0	6.94	12
5/14	TEXAS A&M (W, 5-4)	-	-	1.0	0	0	0	0	0	0	6.75	9
5/16	TEXAS A&M (W, 8-5)	W	-	3.2	3	2	1	0	3	0	6.37	40
5/22	at Missouri (L, 6-7)	-	-	1.0	2	0	0	0	0	0	6.21	14
5/25	vs. #11 Ole Miss (L, 4-7)	-	-	0.1	0	0	0	0	0	0	6.17	3

2022 - SOPHOMORE YEAR

Date	Opp (Res.)	DEC	QS	IP	H	R	ER	BB	SO	HR	ERA	NP
2/19	*vs. #12 Texas Tech (W, 2-1)	W	-	5.0	3	0	0	3	5	0	0.00	81
2/26	*YALE (W, 4-3)	-	-	3.0	7	3	3	0	2	0	3.38	47
3/5	*RHODE ISLAND-G1 (W, 16-0)	W	X	6.2	5	0	0	1	8	0	1.84	89
3/13	*MIDDLE TENNESSEE-G1 (W, 10-7)	-	-	1.0	0	0	0	1	0	0	1.72	12
3/29	JAX STATE (L, 2-5)	-	-	1.2	0	0	0	0	0	0	1.56	13
4/2	*at #12 LSU (W, 6-4)	W	X	6.0	9	3	3	2	1	0	2.31	92
4/10	*#12 VANDERBILT (W, 8-2)	W	X	9.0	8	2	1	0	8	0	1.95	104
4/16	*at Mississippi State (W, 3-2)	W	X	8.0	7	2	2	0	6	2	2.01	110
4/24	*SOUTH CAROLINA (W, 2-0)	W	X	7.0	7	0	0	0	4	0	1.71	89
5/1	*at #1 Tennessee (L, 3-5)	L	-	2.1	7	5	5	1	2	2	2.30	91
5/7	*#3 ARKANSAS (L, 4-7)	L	-	7.2	9	5	5	0	0	1	2.98	53
5/21	*at Kentucky (L, 3-6)	-	-	5.0	3	0	0	2	3	0	2.74	79

CADE GRANZOW'S CAREER APPEARANCES**2022 - FRESHMAN YEAR**

Date	Opp (Res.)	DEC	QS	IP	H	R	ER	BB	SO	HR	ERA	NP
2/20	vs. Kansas State (W, 12-1)	-	-	1.0	1	0	0	0	1	0	0.00	16
2/26	YALE-G2 (L, 4-5 [10])	-	-	0.2	1	0	0	1	1	0	0.00	18
3/2	UAB (W, 16-1)	-	-	1.0	1	0	0	0	0	0	0.00	9
3/5	RHODE ISLAND-G2 (W, 12-0)	-	-	1.0	0	0	0	0	2	0	0.00	14
3/22	vs. South Alabama (W, 13-12)	-	-	1.2	2	1	1	0	0	0	1.69	24
4/9	#12 VANDERBILT (L, 4-19)	-	-	1.2	2	1	1	1	0	0	2.57	30
4/15	at Mississippi State (L, 5-9)	-	-	0.1	2	2	2	2	0	1	4.91	16

CAM HILL'S CAREER APPEARANCES**2021 - FRESHMAN YEAR**

Date	Opp (Res.)	DEC	QS	IP	H	R	ER	BB	SO	HR	ERA	NP
2/21	PRESBYTERIAN (W, 2-1 [10])	W	-	1.0	0	0	0	0	2	0	0.00	12
2/28	vs. Texas A&M (W, 6-1)	-	-	1.0	1	1	1	1	2	0	4.50	29
3/7	#18 BOSTON COLLEGE (L, 9-11 [10])	-	-	0.2	4	5	5	0	0	0	20.25	30
3/14	LITTLE ROCK (L, 6-12)	-	-	0.1	3	4	4	1	0	0	30.00	20
3/21	at #4 Ole Miss (L, 11-19)	-	-	0.0	2	3	3	2	0	0	36.00	22
3/27	KENTUCKY (L, 4-6)	-	-	1.0	0	0	0	0	1	0	27.00	10
4/13	at #20 Georgia Tech (W, 7-3)	-	-	0.1	1	1	1	2	1	0	27.00	15
4/21	JAX STATE (W, 8-7 [10])	W	-	1.0	0	0	0	1	0	0	21.94	9
5/12	at Samford (L, 1-6)	-	-	1.0	2	1	1	0	1	0	19.89	23
5/18	NORTH ALABAMA (W, 14-6)	-	-	0.2	1	1	1	3	1	0	19.29	35

2022 - SOPHOMORE YEAR

Date	Opp (Res.)	DEC	QS	IP	H	R	ER	BB	SO	HR	ERA	NP
3/5	RHODE ISLAND-G1 (W, 16-0)	-	-	1.0	0	0	0	0	1	0	0.00	11
4/20	KENNESAW STATE (W, 14-1)	-	-	0.1	0	0	0	0	0	0	0.00	7
4/29	at #1 Tennessee (L, 4-17)	-	-	0.2	4	4	4	1	0	2	18.00	21

CHASE ISBELLS' CAREER APPEARANCES**2020 - FRESHMAN YEAR AT SAMFORD**

Date	Opp (Res.)	DEC	QS	IP	H	R	ER	BB	SO	HR	ERA	NP
2/14	UNC ASHEVILLE (W, 15-1)	-	-	1.0	0	0	0	1	2	0	0.00	-
2/20	at Belmont (L, 4-9)	-	-	1.0	1	2	2	2	1	0	0.00	-
2/23	at Lipscomb (W, 7-3)	-	-	0.1	1	1	1	2	0	0	3.86	18
3/1	NORTHERN KENTUCKY (W, 10-5)	W	-	2.0	1	1	1	2	1	0	4.15	-
3/10	ALABAMA A&M (W, 5-1)	-	-	1.0	0	0	0	0	2	0	3.38	-

2021 - SOPHOMORE YEAR AT SAMFORD

Date	Opp (Res.)	DEC	QS	IP	H	R	ER	BB	SO	HR	ERA	NP
2/19	UT MARTIN (W, 5-3)	-	-	2.0	0	0	0	0	1	0	0.00	-
2/21	UT MARTIN (W, 3-1)	S	-	2.0	0	0	0	0	5	0	0.00	-
2/28	at Florida (L, 9-10)	L	-	1.1	2	1	0	2	2	0	0.00	-
3/3	JACKSONVILLE STATE (W, 10-9)	S	-	2.0	0	0	0	1	2	0	0.00	-
3/7	TOLEDO (W, 16-8)	-	-	1.0	1	1	1	0	3	0	1.08	-
3/9	at Troy (W, 6-5)	S	-	1.0	3	1	1	0	2	0	1.93	25
3/13	at Texas A&M (L, 2-5)	-	-	1.0	1	0	0	0	2	0	1.74	21
3/20	at UNC Greensboro (W, 6-1)	-	-	1.0	0	0	0	1	0	0	1.59	15
3/21	at UNC Greensboro (W, 8-3)	-	-	1.0	0	0	0	0	0	0	1.46	12
3/23	at UAB (W, 5-1)	S	-	1.0	0	0	0	0	3	0	1.35	-
3/26	ETSU (W, 7-3)	-	-	1.0	0	0	0	0	1	0	1.26	-
4/2	VMI (W, 7-6)	W	-	1.0	0	0	0	1	1	0	1.17	-
4/3	VMI (W, 7-6)	S	-	1.0	0	0	0	0	0	0	1.10	-
4/6	TROY (W, 4-3)	W	-	1.0	1	1	1	0	0	1	1.56	-
4/11	THE CITADEL (W, 8-4)	-	-	1.0	1	0	0	0	1	0	1.47	-
4/16	at Western Carolina (W, 8-5)	-	-	1.0	1	2	2	2	0	0	2.33	-
4/20	at Auburn (L, 4-6)	-	-	1.0	0	0	0	0	1	0	2.21	10
4/23	MERCER (W, 10-9)	S	-	1.0	1	0	0	0	1	0	2.11	-
4/24	MERCER (L, 4-5)	-	-	1.0	0	0	0	0	1	0	2.01	-
4/30	at Wofford (W, 9-8)	S	-	1.1	0	0	0	0	2	0	1.90	19

5/1	at Wofford (L, 4-5)	L	-	0.1	4	3	3	2	1	0	3.00	25
5/8	at VMI (W, 18-1)	-	-	1.0	1	0	0	0	3	0	2.88	18
5/12	AUBURN (W, 6-1)	-	-	1.0	1	0	0	1	2	0	2.77	-
5/15	UNC GREENSBORO (W, 8-4)	-	-	1.0	0	0	0	0	1	0	2.67	-
5/21	at ETSU (W, 7-6)	W	-	3.0	2	0	0	1	6	0	2.40	57
5/27	vs. Mercer (W, 10-8)	W	-	1.0	0	0	0	2	2	0	2.32	22

2022 - JUNIOR YEAR

Date	Opp (Res.)	DEC	QS	IP	H	R	ER	BB	SO	HR	ERA	NP
3/22	vs. South Alabama (W, 13-12)	-	-	1.0	1	0	0	0	1	0	0.00	18
3/26	at Texas A&M (L, 4-5 [11])	L	-	2.1	2	1	1	0	3	0	2.70	45
4/1	at LSU (L, 2-9)	-	-	0.2	3	5	5	2	0	0	13.50	27
4/5	at UAB (W, 6-4)	-	-	0.1	0	0	0	1	0	0	12.46	11
4/9	#12 VANDERBILT (L, 4-19)	-	-	1.0	5	3	3	0	1	0	15.19	31
4/15	at Mississippi State (L, 5-9)	-	-	1.0	1	0	0	1	2	0	12.79	21
4/22	KENNESAW STATE (W, 14-1)	-	-	1.0	0	0	0	1	1	0	11.05	15
4/29	at #1 Tennessee (L, 4-17)	-	-	1.0	1	0	0	0	1	0	9.72	12
5/7	#3 ARKANSAS (W, 5-3)	-	-	2.1	1	1	1	1	3	0	8.44	37
5/10	at Troy (W, 11-4)	W	-	1.0	0	0	0	1	1	0	7.71	17
5/17	at Samford (W, 8-4)	-	-	0.2	0	0	0	3	0	0	7.30	28
5/20	at Kentucky (L, 1-5)	-	-	2.0	2	0	0	1	3	0	6.28	32

NATE LARUE'S CAREER APPEARANCES**2021 - SOPHOMORE YEAR**

Date	Opp (Res.)	DEC	QS	IP	H	R	ER	BB	SO	HR	ERA	NP
4/21	JAX STATE (W, 8-7 [10])	-	-	1.0	1	1	1	0	1	1	9.00	17

2022 - JUNIOR YEAR

Date	Opp (Res.)	DEC	QS	IP	H	R	ER	BB	SO	HR	ERA	NP
2/23	TROY (W, 13-1)	-	-	1.0	2	0	0	0	1	0	0.00	17
3/1	ALABAMA STATE (W, 13-7)	-	-	2.0	1	0	0	2	2	0	0.00	37
3/9	vs. Tennessee Tech (W, 4-3)	-	-	0.2	1	0	0	0	1	0	0.00	9
3/13	MIDDLE TENNESSEE-G1 (W, 10-7)	-	-	1.0	2	1	1	0	0	0	2.45	5
3/18	#1 OLE MISS (W, 19-5)	-	-	1.2	1	0	0	1	0	0	1.69	25

HAYDEN MULLINS' CAREER APPEARANCES**2020 - FRESHMAN YEAR**

Date	Opp (Res.)	DEC	QS	IP	H	R	ER	BB	SO	HR	ERA	NP
2/16	ILLINOIS-CHICAGO (W, 14-0)	-	-	1.0	1	0	0	0	1	0	0.00	13
2/23	UCF (L, 2-12)	-	-	1.2	2	3	3	1	4	1	10.12	38
2/26	ALABAMA A&M (W, 12-6)	W	-	1.1	0	0	0	0	2	0</		

4/20	*at Pittsburgh (L, 2-4)	L	X	7.0	5	3	2	0	3	0	4.55	90
4/26	*NC STATE (W, 5-4)	-	-	6.0	7	4	3	1	3	2	4.54	100
5/3	*LOUISVILLE (L, 0-2)	L	-	5.1	4	2	2	3	4	0	4.46	107
5/11	*CANISIUS (W, 5-4)	-	X	7.2	4	2	0	1	2	0	4.06	100
5/17	*at Boston College (L, 8-9)	-	-	5.0	9	5	5	0	4	0	4.33	97
5/22	*vs. Georgia Tech (L, 6-12)	L	-	3.0	3	5	4	3	6	0	4.58	85

2020 - JUNIOR YEAR AT NOTRE DAME

Date	Opp (Res.)	DEC	QS	IP	H	R	ER	BB	SO	HR	ERA	NP
2/14	*at UAB (W, 4-2)	W	X	7.0	1	0	0	1	9	0	0.00	89
2/21	*vs. Incarnate Word (W, 12-1)	W	X	6.0	5	1	1	0	5	0	0.69	100
2/28	*at Presbyterian (W, 13-5)	W	-	6.1	7	4	4	1	6	0	2.33	84
3/6	*at North Carolina (W, 8-5)	-	-	4.0	5	2	2	3	2	0	2.70	75

2021 - SENIOR YEAR AT NOTRE DAME

Date	Opp (Res.)	DEC	QS	IP	H	R	ER	BB	SO	HR	ERA	NP
2/27	*at Wake Forest (L, 8-10)	-	-	4.0	4	1	1	3	7	0	2.25	88
3/5	*at Clemson (L, 7-13)	L	-	4.0	6	5	5	2	3	1	6.75	-

2022 - FIFTH YEAR

Date	Opp (Res.)	DEC	QS	IP	H	R	ER	BB	SO	HR	ERA	NP
2/18	*vs. Oklahoma (L, 0-3)	-	-	1.0	1	0	0	1	1	0	0.00	33
2/23	*TROY (W, 13-1)	-	-	3.0	1	1	1	3	1	0	2.25	43
3/6	RHODE ISLAND (W, 14-1)	S	-	3.0	0	0	0	1	5	0	1.29	47
3/13	MIDDLE TENNESSEE-G1 (W, 10-7)	W	-	3.2	4	2	2	2	1	1	2.53	52
3/19	#1 OLE MISS (L, 2-15)	-	-	2.2	5	3	3	0	3	0	4.05	40
3/27	*at Texas A&M (W, 13-9)	-	-	1.0	3	5	5	4	0	0	6.91	38
4/9	#12 VANDERBILT (L, 4-19)	-	-	1.1	2	2	2	1	0	0	7.47	28
4/20	KENNESAW STATE (W, 14-1)	-	-	2.0	0	0	0	2	3	0	6.62	22
4/23	SOUTH CAROLINA (W, 8-6)	-	-	1.0	2	3	2	1	2	0	7.23	24
4/29	at #1 Tennessee (L, 4-17)	-	-	2.1	0	0	0	2	0	0	6.43	35
5/6	#3 ARKANSAS (L, 8-11)	-	-	1.0	1	0	0	0	0	0	6.14	19
5/8	#3 ARKANSAS (L, 4-7)	-	-	0.2	0	1	0	2	1	0	5.96	21
5/14	ALABAMA (W, 6-4)	-	-	4.0	1	0	0	1	4	0	5.06	65
5/20	at Kentucky (L, 1-5)	-	-	2.0	1	1	1	1	1	0	5.02	38

CARSON SKIPPER'S CAREER APPEARANCES

2019 - FRESHMAN YEAR

Date	Opp (Res.)	DEC	QS	IP	H	R	ER	BB	SO	HR	ERA	NP
2/15	GEORGIA SOUTHERN (W, 11-2)	-	-	3.0	3	0	0	1	1	0	0.00	48
2/19	*ALABAMA A&M (W, 10-1)	W	-	4.0	2	1	0	0	8	0	0.00	67
2/24	at UCF (W, 13-9)	W	-	2.0	3	3	3	3	1	1	3.00	58
3/2	*CINCINNATI (W, 9-5)	-	-	3.0	5	4	3	0	4	1	4.50	59
3/6	UT MARTIN (W, 2-0)	-	-	2.1	0	0	0	0	5	0	3.77	31
3/9	*UTSA (W, 8-3)	W	-	4.2	5	0	0	0	5	0	2.84	70
3/17	*#21 TENNESSEE (W, 5-3)	-	-	3.0	3	2	1	1	1	0	2.86	46
3/23	*at #4 Mississippi State (L, 2-15)	L	-	0.2	5	5	4	2	1	0	4.37	35
3/24	at #4 Mississippi State (L, 15-20)	-	-	0.1	2	3	3	1	0	1	5.48	9
3/30	*at South Carolina (W, 7-5)	-	-	1.0	4	3	3	2	1	0	6.38	43
4/5	#9 ARKANSAS (W, 6-3)	-	-	0.2	1	0	0	0	1	0	6.20	8
4/5	#9 ARKANSAS (L, 6-9)	L	-	3.0	3	5	5	3	3	2	7.16	78
4/9	JACKSONVILLE STATE (L, 6-11)	-	-	0.0	0	0	0	2	0	0	7.16	10
4/16	*at #16 Georgia Tech (L, 6-11)	-	-	2.1	1	1	1	4	3	0	6.82	53
4/23	at Jacksonville State (W, 14-2)	-	-	1.0	0	0	0	1	0	0	6.61	17
4/25	at #4 Vanderbilt (L, 6-12)	-	-	1.1	3	2	2	3	1	0	6.89	43
5/7	*UAB (L, 4-6)	L	-	2.1	5	4	4	0	3	0	7.46	48

2020 - SOPHOMORE YEAR

Date	Opp (Res.)	DEC	QS	IP	H	R	ER	BB	SO	HR	ERA	NP
2/15	ILLINOIS-CHICAGO (W, 7-3)	-	-	1.0	0	0	0	0	2	0	0.00	16
2/19	OAKLAND (W, 17-1)	-	-	2.0	2	0	0	0	2	0	0.00	28
2/22	UCF (L, 3-7)	-	-	1.1	1	0	0	0	2	0	0.00	20
2/25	ALABAMA A&M (W, 10-0)	-	-	1.0	0	0	0	0	2	0	0.00	11
2/28	WRIGHT STATE (W, 7-2)	-	-	1.0	0	0	0	1	1	0	0.00	14
3/8	CHICAGO STATE (W, 9-0)	-	-	1.0	0	0	0	1	2	0	0.00	16
3/10	GEORGIA TECH (L, 2-6)	-	-	1.2	2	1	1	1	1	0	1.00	37

2021 - JUNIOR YEAR

Date	Opp (Res.)	DEC	QS	IP	H	R	ER	BB	SO	HR	ERA	NP
2/20	PRESBYTERIAN (W, 6-1)	-	-	1.0	1	0	0	0	1	0	0.00	9
2/24	ALABAMA A&M (W, 33-0)	-	-	1.0	1	0	0	0	0	0	0.00	8
2/26	vs. #25 Oklahoma (L, 3-4 [10])	-	-	2.0	1	0	0	1	3	0	0.00	39
2/28	vs. Texas A&M (W, 6-1)	-	-	1.0	0	0	0	0	1	0	0.00	15
3/7	#18 BOSTON COLLEGE (L, 9-11 [10])	-	-	0.2	0	0	0	0	1	0	0.00	13
4/1	at #1 Arkansas (W, 2-1)	-	-	1.0	1	0	0	0	0	0	0.00	15
4/3	at #1 Arkansas (L, 5-6 [10])	-	-	2.0	2	2	2	1	2	0	2.08	43
4/9	#4 MISSISSIPPI STATE (L, 5-6)	L	-	2.0	1	1	1	1	2	0	2.53	38
4/15	at Alabama (L, 7-8 [10])	L	-	1.0	3	1	1	0	2	0	3.09	26
4/17	at Alabama (L, 9-10)	-	-	0.2	4	3	3	0	1	2	5.11	18
4/20	SAMFORD (W, 6-4)	-	-	1.0	1	0	0	0	2	0	4.72	18
4/25	#10 FLORIDA (W, 10-8 [7])	-	-	1.2	2	2	0	0	2	0	4.20	41
4/30	at #20 Georgia (W, 10-6 [14])	-	-	3.0	4	1	1	0	0	1	4.00	32
5/6	LSU (L, 3-8)	-	-	0.1	0	3	3	3	1	0	5.40	25
5/8	LSU (W, 2-1)	W	-	2.1	0	0	0	1	4	0	4.79	38
5/14	TEXAS A&M (W, 5-4)	W	-	3.0	2	1	1	0	4	1	4.56	50
5/16	TEXAS A&M (W, 8-5)	S	-	1.1	1	0	0	0	3	0	4.32	17
5/21	at Missouri (W, 3-0)	S	-	1.0	2	0	0	1	1	0	4.15	26
5/25	vs. #11 Ole Miss (L, 4-7)	-	-	3.2	3	2	2	1	6	1	4.25	68

2022 - SENIOR YEAR

Date	Opp (Res.)	DEC	QS	IP	H	R	ER	BB	SO	HR	ERA	NP
2/19	vs. #12 Texas Tech (W, 2-1)	-	-	1.0	0	0	0	1	1	0	0.00	17
2/26	YALE-G1 (W, 4-3)	-	-	3.0	1	0	0	2	4	0	0.00	57
3/4	RHODE ISLAND (W, 7-2)	W	-	4.0	3	0	0	0	4	0	0.00	60
3/11	MIDDLE TENNESSEE (L, 8-10)	-	-	5.2	6	3	2	0	4	1	1.32	71
3/17	#1 OLE MISS (L, 6-13)	-	-	2.2	4	5	1	0	3	1	1.65	51

3/25	at Texas A&M (W, 6-5 [10])	-	-	3.0	4	4	4	2	0	1	3.26	58
3/27	at Texas A&M (W, 13-9)	-	-	2.0	1	0	0	0	3	0	2.95	24
3/31	at LSU (W, 6-5)	W	-	3.1	4	2	2	1	3	1	3.28	49
4/2	at LSU (W, 6-4)	-	-	0.1	1	0	0	0	1	0	3.24	10
4/8	#12 VANDERBILT (W, 5-1)	W	-	2.2	1	1	1	0	2	0	3.25	31
4/14	at Mississippi State (L, 6-7)	-	-	3.0	2	2	2	0	3	2	3.52	46
4/19	ALABAMA STATE (W, 6-5 [10])	-	-	2.0	1	0	0	0	3	0	3.31	25
4/22	SOUTH CAROLINA (W, 6-3)	-	-	1.1	1	0	0	0	2	0	3.18	26
4/23	SOUTH CAROLINA (W, 8-6)	-	-	1.0	0	0	0	0	0	0	3.09	13
4/24	SOUTH CAROLINA (W, 2-0)	-	-	1.0	0	0	0	0	1	0	3.00	6
4/29	at #1 Tennessee (L, 4-17)	L	-	1.0	4	3	3	0	2	0	3.65	32
5/1	at #1 Tennessee (L, 3-5)	-	-	0.2	1	0	0	0	1	0	3.58	11
5/6	#3 ARKANSAS (L, 8-11)	L	-	1.0	4	5	5	1	0	1	4.66	31
5/8	#3 ARKANSAS (L, 4-7)	-	-	1.1	1	0	0	0	2	0	4.50	21
5/17	at Samford (W, 8-4)	W	-	2.1	3	0	0	0	4	0	4.25	33
5/21	at Kentucky (L, 3-6)	L	-	0.2	1	3	3	2	1	0	4.81	21

CARSON SWILLING'S CAREER APPEARANCES

2021 - FRESHMAN YEAR

Date	Opp (Res.)	DEC	QS	IP	H	R	ER	BB	SO	HR	ERA	NP
2/19	PRESBYTERIAN (W, 14-3)	-	-	1.0	0	0	0	0	1	0	0.00	11
2/23	ALABAMA A&M (W, 18-2 [7])	-	-	1.0	0	0	0	0	2	0	0.00	15
3/6	#18 BOSTON COLLEGE (W, 16-1)	-	-	1.2	1	0	0	1	1	0	0.00	40
3/12	LITTLE ROCK (W, 7-0)	-	-	1.0	0	0	0	0	1	0	0.00	10
3/16	at Lipscomb (W, 9-7)	W	-	3.2	3	1	1	0	2	1	1.08	42
3/20	at #4 Ole Miss (L, 5-6)	-	-	1.2	2	0	0	1	3	0	0.90	45
3/27	KENTUCKY (L, 4-6)	-	-	1.0	2	1	1	1	0	0	1.64	16
4/2	at #1 Arkansas (L, 5-6)	L	-	0.2	0	1	1	2	0	0	2.31	14
4/11	#4 MISSISSIPPI STATE (L, 10-19)	-	-	2.0	2	3	3	3	1	0	3.95	40
4/13	at #20 Georgia Tech (W, 7-3)	-	-	1.0	0	0	0	0	3	0	3.68	16
4/16	at Alabama (W, 5-4)	S	-	2.0	1	1	0	0	3	0	3.24	38
4/20	SAMFORD (W, 6-4)	-	-	2.0	0	0	0	0	2	0	2.89	27
4/23	#10 FLORIDA (L, 2-4)	-	-	0.2	2	0	0	0	0	0	2.79	10
4/25	#10 FLORIDA (L, 4-6)	-	-	0.2	0	0	0	0	1	0	2.70	14
4/30	at #20 Georgia (W, 10-6 [14])	-	-	1.0	1	0	0	0	0	0	2.57	10
5/1	at #20 Georgia (W, 9-7)	S</										

SUPERLATIVES AND MISCELLANEOUS NOTES

STARTS BY POSITION

STARTING PITCHER		
Trace Bright	14	7-7
Mason Barnett	11	8-3
Joseph Gonzalez	11	8-3
Hayden Mullins	8	6-2
Jordan Armstrong	6	4-2
Tommy Sheehan	3	2-1
Konner Copeland	2	2-0
CATCHER		
Nate LaRue	29	18-11
Jake Wyandt	14	12-2
Ryan Dyal	12	7-5
FIRST BASE		
Sonny DiChiara	50	34-16
Cam Hill	5	3-2
SECOND BASE		
Cole Foster	43	30-13
Garrett Farquhar	11	7-4
Brooks Carlson	1	0-1
THIRD BASE		
Blake Rambusch	51	35-16
Garrett Farquhar	4	2-2
SHORTSTOP		
Brody Moore	54	36-18
Garrett Farquhar	1	1-0
LEFT FIELD		
Mike Bello	14	10-4
Ryan Dyal	11	8-3
Brooks Carlson	9	5-4
Mason Land	8	5-3
Bryson Ware	6	5-1
Brayton Brown	3	2-1
Josh Hall	3	2-1
Bobby Peirce	1	0-1
CENTER FIELD		
Kason Howell	55	37-18
RIGHT FIELD		
Bobby Peirce	27	18-9
Bryson Ware	17	13-4
Mike Bello	4	2-2
Blake Rambusch	4	2-2
Josh Hall	3	2-1
DESIGNATED HITTER		
Brooks Carlson	26	18-8
Cam Hill	21	13-8
Ryan Dyal	4	4-0
Nate LaRue	3	2-1
Sonny DiChiara	1	0-1

2022 AUBURN & OPPONENT HIGHS

TEAM BATTING	AUBURN	OPPONENT
Runs in a game	19, vs. Ole Miss (3/18)	19, Vandy (4/9)
Runs in an inning	9, vs. Rhode Island [1st] (G2 - 3/5)	9, Vandy [4th] (4/9)
Most Hits in a game	17, two times	23, Vandy (4/9)
Fewest Hits in a game	3, two times	1, Rhode Island (G2 - 3/5)
Hits in an inning	7, vs. Rhode Island [1st] (G2 - 3/5)	9, Tennessee [7th] (4/29)
2B in a game	5, vs. Yale (2/25)	10, Vandy (4/9)
3B in a game	1, eight times	1, Yale (G1 - 2/26)
HR in a game	4, vs. Rhode Island (3/6)	6, Tennessee (4/29)
SB in a game	3, at Tennessee (4/30)	6, Yale (G1 - 2/26)
LOB in a game	17, two times	14, two times
K in a game	17, vs. K-State (2/20)	19, Yale (2/25)
BB in a game	12, two times	9, two times
TEAM PITCHING	AUBURN	OPPONENT
K in a game	19, vs. Yale (2/25)	17, K-State (2/20)
BB in a game	9, two times	12, two times
Pitchers used	9, vs. S. Alabama (3/22)	10, UAB (3/2)
Total Quality Starts	8	2
TEAM FIELDING	AUBURN	OPPONENT
Errors in a game	5, vs. Ole Miss (3/17)	5, Alabama State (3/1)
DP turned in a game	3, three times	2, six times
IND. BATTING	AUBURN	OPPONENT
Hits in a game	4, three times	5, Bulger [Vandy] (4/9)
Runs in a game	4, three times	4, two times
2B in a game	2, eight times	3, Keegan [Vandy] (4/9)
3B in a game	1, eight times	1, Swank [Yale] (G1 - 2/26)
HR in a game	2, DiChiara vs. Vandy (4/10)	2, five times
RBI in a game	6, Ware, two times	6, Russell [UT] (4/29)
XBH in a game	3, two times	3, four times
SB in a game	2, Rambusch, three times	3, Swank [Yale] (G1 - 2/26)
BB in a game	4, DiChiara at MSU (4/16)	4, Sanders [MTSU] (G2 - 3/13)
HBP in a game	2, four times	2, three times
K in a game	4, four times	4, six times
Hitting Streak	17, Rambusch (3/5-4/1)	3, 29 times
Consec. G w/HR	3, DiChiara, two times	2, three times
IND. PITCHING	AUBURN	OPPONENT
K by a starter	11, Armstrong vs. Yale (2/25)	12, Johnson [MSU] (4/15)
K by a reliever	6, two times	6, three times
BB by a starter	6, Mullins vs. Vandy (4/8)	5, two times
BB by a reliever	4, two times	6, Capell [Yale] (G2 - 2/26)
IP by a starter	9.0, Gonzalez vs. Vandy (4/10)	7.0, two times
IP by a reliever	5.2, Skipper vs. MTSU (3/11)	5.0, Gilreath [USC] (4/22)
MISCELLANEOUS	AUBURN	
Biggest comeback win	6, vs. S. Alabama (3/22)	
Biggest blown lead loss	5, vs. Arkansas (5/6)	
Largest margin of victory	16, vs. Rhode Island (G1 - 3/5)	
Largest margin of defeat	15, vs. Vandy (4/9)	
Longest game, Time	4:09, vs. S. Alabama (3/22)	
Longest game, Time (9 inn)	4:09, vs. S. Alabama (3/22)	
Shortest game, Time (9 inn)	2:16, at Tennessee (5/1)	
Longest game, Innings	11, at Texas A&M (3/26)	
Largest crowd, Home	4,096, seven times	
Largest crowd, Road	12,346, at MSU (4/15)	
Largest crowd, Neutral	10,515, vs. Texas Tech (2/19)	

STARTS BY ORDER

LEADOFF		
Blake Rambusch	52	35-17
Brody Moore	3	2-1
2ND SPOT		
Kason Howell	44	29-15
Brody Moore	6	5-1
Sonny DiChiara	5	3-2
3RD SPOT		
Sonny DiChiara	44	31-13
Ryan Dyal	4	1-3
Blake Rambusch	3	2-1
Cam Hill	2	2-0
Bobby Peirce	2	1-1
CLEANUP		
Brooks Carlson	22	16-6
Bobby Peirce	11	6-5
Ryan Dyal	9	7-2
Cam Hill	8	6-2
Brody Moore	3	2-1
Sonny DiChiara	2	0-2
5TH SPOT		
Brody Moore	19	12-7
Cam Hill	9	5-4
Bryson Ware	8	5-3
Brooks Carlson	7	4-3
Nate LaRue	4	3-1
Cole Foster	3	3-0
Ryan Dyal	2	2-0
Kason Howell	2	2-0
Bobby Peirce	1	1-0
6TH SPOT		
Brody Moore	11	8-3
Kason Howell	7	4-3
Bryson Ware	7	5-2
Brooks Carlson	6	3-3
Cole Foster	6	5-1
Bobby Peirce	6	4-2
Mike Bello	5	3-2
Ryan Dyal	4	3-1
Cam Hill	2	1-1
Garrett Farquhar	1	1-0
7TH SPOT		
Brody Moore	12	7-5
Cole Foster	8	5-3
Nate LaRue	6	4-2
Mason Land	5	4-1
Bobby Peirce	5	4-1
Bryson Ware	5	5-0
Cam Hill	4	2-2
Ryan Dyal	3	3-0
Garrett Farquhar	3	1-2
Mike Bello	1	1-0
Brayton Brown	1	0-1
Brooks Carlson	1	0-1
Kason Howell	1	1-0
8TH SPOT		
Nate LaRue	20	11-9
Cole Foster	15	10-5
Ryan Dyal	4	2-2
Garrett Farquhar	4	3-1
Mike Bello	3	3-0
Bryson Ware	3	3-0
Brayton Brown	2	2-0
Cam Hill	1	0-1
Kason Howell	1	1-0
Mason Land	1	1-0
Bobby Peirce	1	1-0
9TH SPOT		
Jake Wyandt	14	12-2
Cole Foster	11	7-4
Mike Bello	9	5-4
Garrett Farquhar	8	5-3
Josh Hall	6	4-2
Bobby Peirce	2	1-1
Nate LaRue	2	2-0
Mason Land	2	0-2
Ryan Dyal	1	1-0

PITCHING NOTES

2022 BULLPEN BY NUMBERS

Total App.....	191
Saves/Opp.....	17/20
IR/IRS.....	140/55
BA Against.....	.250
ERA.....	4.76

SAVES/OPP

Chase Allsup.....	2/2
Jordan Armstrong.....	1/1
Blake Burkhalter.....	13/14
Parker Carlson.....	0/1
Hayden Mullins.....	0/1
Tommy Sheehan.....	1/1

INHERITED RUNNERS/SCORED

Chase Allsup.....	16/6
John Armstrong.....	26/13
Jordan Armstrong.....	3/3
Mason Barnett.....	3/3
Ben Bosse.....	4/0
Blake Burkhalter.....	14/3
Konner Copeland.....	9/4
Tyler Drabick.....	6/2
Brooks Fuller.....	4/1
Joseph Gonzalez.....	2/1
Cade Granzow.....	6/4
Cam Hill.....	2/1
Chase Isbell.....	5/1
Nate LaRue.....	2/1
Tommy Sheehan.....	9/3
Carson Skipper.....	16/4
Carson Swilling.....	13/5

1ST BATTER FACED/RETIRED

Chase Allsup.....	20/11
John Armstrong.....	15/12
Jordan Armstrong.....	7/5
Mason Barnett.....	5/2
Ben Bosse.....	7/4
Blake Burkhalter.....	25/18
Parker Carlson.....	5/5
Konner Copeland.....	6/4
Tyler Drabick.....	7/3
Brooks Fuller.....	7/3
Joseph Gonzalez.....	1/1
Cade Granzow.....	6/4
Cam Hill.....	3/1
Chase Isbell.....	11/6
Nate LaRue.....	5/1
Hayden Mullins.....	3/1
Tommy Sheehan.....	10/7
Carson Skipper.....	21/15
Carson Swilling.....	18/11
Garrett Wade.....	4/2

RELIEF ERA

Joseph Gonzalez.....	0.00
Nate LaRue.....	1.69
John Armstrong.....	2.51
Chase Allsup.....	2.67
Mason Barnett.....	3.38
Blake Burkhalter.....	3.44
Tommy Sheehan.....	3.80
Ben Bosse.....	3.86
Carson Skipper.....	4.81
Cade Granzow.....	4.91
Carson Swilling.....	5.19
Jordan Armstrong.....	5.40
Chase Isbell.....	6.28
Hayden Mullins.....	8.31
Parker Carlson.....	8.59
Tyler Drabick.....	9.82
Konner Copeland.....	10.50
Brooks Fuller.....	10.80
Garrett Wade.....	10.80
Cam Hill.....	18.00

2022 Auburn Baseball
Team Game-by-Game for Auburn (as of May 22, 2022)
Pitching (All games)

Date	Opponent	ip	h	r	er	bb	so	2b	3b	hr	wp	bk	hbp	dp	ibb	score	w-l	sv	era
Feb 18	vs Oklahoma	8.0	4	3	3	5	7	1	0	1	1	0	3	2	0	0-3	0-1	0	3.38
Feb 19	vs Texas Tech	9.0	3	1	1	7	8	0	0	0	1	0	1	0	0	2-1	1-1	1	2.12
Feb 20	vs Kansas State	9.0	3	1	0	3	10	0	0	0	0	0	1	0	0	12-1	2-1	1	1.38
Feb 23	TROY	9.0	5	1	1	4	7	0	0	0	1	0	0	0	0	13-1	3-1	1	1.29
Feb 25	YALE	9.0	4	0	0	3	19	0	0	0	2	0	1	1	0	9-0	4-1	1	1.02
Feb 26	YALE	9.0	9	3	3	3	8	2	1	0	1	0	0	0	0	4-3	5-1	1	1.36
Feb 26	YALE	10.0	8	5	5	9	12	2	0	1	4	0	0	0	0	4-5	5-2	1	1.86
Mar 01	ALABAMA STATE	9.0	13	7	6	8	12	3	0	0	3	0	1	1	0	13-7	6-2	1	2.38
Mar 02	UAB	9.0	3	1	1	2	11	1	0	0	0	0	1	1	0	16-1	7-2	1	2.22
Mar 04	RHODE ISLAND	9.0	8	2	2	2	11	2	0	1	0	0	0	0	0	7-2	8-2	2	2.20
Mar 05	RHODE ISLAND	9.0	5	0	0	2	11	0	0	0	0	0	2	1	0	16-0	9-2	2	2.00
Mar 05	RHODE ISLAND	7.0	1	0	0	0	10	0	0	0	1	0	0	1	0	12-0	10-2	2	1.87
Mar 06	RHODE ISLAND	9.0	3	1	1	4	14	0	0	1	0	0	1	0	0	14-1	11-2	3	1.80
Mar 09	vs Tennessee Tech	9.0	10	3	2	3	14	3	0	0	1	0	1	0	0	4-3	12-2	3	1.81
Mar 11	MIDDLE TENNESS	9.0	10	10	6	3	8	3	0	1	1	0	1	0	0	8-10	12-3	3	2.10
Mar 13	MIDDLE TENNESS	9.0	12	7	6	4	8	2	0	3	1	0	1	2	0	10-7	13-3	4	2.35
Mar 13	MIDDLE TENNESS	8.0	8	4	4	5	4	3	0	0	2	0	0	3	0	3-4	13-4	4	2.46
Mar 17	OLE MISS	9.0	14	13	6	5	13	3	0	3	4	0	1	1	0	6-13	13-5	4	2.66
*Mar 18	OLE MISS	9.0	6	5	3	8	7	1	0	1	2	0	1	0	0	19-5	14-5	4	2.68
*Mar 19	OLE MISS	9.0	19	15	12	2	12	6	0	3	0	1	1	1	0	2-15	14-6	4	3.15
Mar 22	vs South Alabama	9.0	15	12	11	6	9	5	0	0	3	0	3	1	0	13-12	15-6	4	3.53
*Mar 25	at Texas AM	10.0	11	5	5	2	12	2	0	1	2	0	3	1	0	6-5	16-6	5	3.58
*Mar 26	at Texas AM	10.2	11	5	5	3	14	4	0	1	1	0	0	0	0	4-5	16-7	5	3.61
*Mar 27	at Texas AM	9.0	8	9	8	7	9	1	0	1	1	0	1	2	0	13-9	17-7	5	3.80
Mar 29	JACKSONVILLE ST	9.0	6	5	3	4	6	4	0	0	2	0	1	0	0	2-5	17-8	5	3.77
*Mar 31	at LSU	9.0	9	5	5	3	12	1	0	3	0	0	2	1	0	6-5	18-8	6	3.81
*Apr 01	at LSU	8.0	12	9	9	7	8	3	0	1	3	0	0	2	1	2-9	18-9	6	4.02
*Apr 02	at LSU	9.0	11	4	4	2	5	1	0	1	0	0	2	1	0	6-4	19-9	7	4.02
Apr 05	at UAB	9.0	9	4	4	5	11	0	0	2	0	0	1	0	0	6-4	20-9	8	4.02
*Apr 08	VANDERBILT	9.0	2	1	1	7	15	1	0	0	1	0	1	1	0	5-1	21-9	9	3.92
*Apr 09	VANDERBILT	9.0	23	19	19	6	8	10	4	0	1	0	1	0	1	4-19	21-10	9	4.41
*Apr 10	VANDERBILT	9.0	8	2	1	0	8	2	0	0	1	0	0	1	0	8-2	22-10	9	4.30
Apr 12	SAMFORD	9.0	4	1	1	5	17	0	0	0	2	0	1	1	0	4-1	23-10	10	4.20
*Apr 14	at Mississippi State	8.1	6	7	6	9	9	0	0	2	1	0	0	1	2	6-7	23-11	10	4.26
*Apr 15	at Mississippi State	8.0	14	9	9	5	11	3	0	2	2	0	3	0	0	5-9	23-12	10	4.41
*Apr 16	at Mississippi State	9.0	8	2	2	1	7	1	0	2	0	0	0	0	0	3-2	24-12	11	4.35
Apr 19	ALABAMA STATE	10.0	5	5	3	6	16	1	0	0	2	0	0	1	0	6-5	25-12	11	4.30
Apr 20	KENNESAW STAT	9.0	4	1	0	2	14	0	0	0	0	1	0	0	0	14-1	26-12	11	4.18
*Apr 22	SOUTH CAROLINA	9.0	4	3	2	2	12	0	0	1	0	0	2	1	0	6-3	27-12	12	4.13
*Apr 23	SOUTH CAROLINA	9.0	9	6	5	3	9	1	0	1	0	0	1	3	0	8-6	28-12	13	4.15
*Apr 24	SOUTH CAROLINA	9.0	8	0	0	0	6	0	0	0	0	0	0	2	0	2-0	29-12	14	4.05
Apr 26	at Jacksonville Stat	9.0	10	4	4	5	15	3	0	2	0	0	1	0	0	8-4	30-12	14	4.05
*Apr 29	at Tennessee	8.0	19	17	16	4	5	4	0	6	0	0	0	1	0	4-17	30-13	14	4.34
*Apr 30	at Tennessee	9.0	10	6	5	3	11	1	0	1	3	0	0	0	0	8-6	31-13	14	4.35
*May 01	at Tennessee	8.0	8	5	5	1	3	1	0	2	1	0	0	1	0	3-5	31-14	14	4.38
*May 06	ARKANSAS	9.0	13	11	11	6	6	3	0	3	1	0	1	0	0	8-11	31-15	14	4.52
*May 07	ARKANSAS	9.0	3	3	3	6	8	1	0	0	0	0	3	1	0	5-3	32-15	14	4.49
*May 08	ARKANSAS	9.0	13	7	6	6	9	5	0	1	0	0	2	0	0	4-7	32-16	14	4.52
May 10	at Troy	9.0	5	4	4	3	7	0	0	1	2	0	4	0	0	11-4	33-16	14	4.51
*May 13	ALABAMA	9.0	7	2	2	3	9	1	0	1	0	0	0	3	0	3-2	34-16	15	4.46
*May 14	ALABAMA	9.0	6	4	4	3	8	0	0	1	1	0	1	1	0	6-4	35-16	16	4.45
May 17	vs Samford	9.0	11	4	4	5	12	1	0	1	0	0	2	1	0	8-4	36-16	16	4.44
*May 20	at Kentucky	8.0	9	5	5	4	11	3	0	0	1	0	0	0	0	1-5	36-17	16	4.46
*May 20	at Kentucky	9.0	8	3	2	0	8	2	0	2	0	0	0	1	0	6-3	37-17	17	4.42
*May 21	at Kentucky	8.0	9	6	6	5	6	2	0	0	2	0	0	0	0	3-6	37-18	17	4.45
Totals		489.0	466	277	242	221	542	99	1	58	55	4	52	44	4	381-277	37-18	17	4.45

AUBURN STARTING PITCHER BREAKDOWN

Starter	GS	Quality Starts	Run Support	RS/Start	Auburn Record
Bright	14	3	46	3.3	7-7
Gonzalez	11	5	43	3.9	8-3
Barnett	11	0	31	2.8	8-3
Mullins	8	0	21	2.6	6-2
Armstrong	6	0	19	3.2	4-2
Sheehan	3	0	7	2.3	2-1
Copeland	2	0	15	7.5	2-0

Auburn Overall Rankings

Category	Rank	No.
ERA	4.45	7th
Opp BA	.252	7th
Hits Allowed	466	9th
Walks	221	9th
Strikeouts	542	8th

Auburn SEC-Only Rankings

Category	Rank	No.
ERA	5.85	10th
Opp BA	.286	13th
Hits Allowed	288	9th
Walks	113	5th
Strikeouts	261	11th

AUBURN PITCHING BREAKDOWN

	W-L	ERA	IP	H	R	ER	BB	K	HR	AVG	W-L	ERA	IP	H	R	ER	BB	K	HR	AVG	
STARTERS	14-9	4.11	230.0	224	115	105	101	239	19	.255	HOME	22-9	3.79	278.0	243	144	117	123	318	26	.235
RELIEVERS	23-9	4.76	259.0	242	162	137	120	303	39	.250	ROAD	10-8	5.92	158.0	177	109	104	69	164	30	.285
TOTALS	37-18	4.45	489.0	466	277	242	221	542	58	.252	NEUT.	5-1	3.57	53.0	46	24	21	29	60	2	.241

HITTING NOTES

2022 MULTI-HIT GAMES

	2	3	4	5+	Total
Blake Rambusch	16	7	2	-	25
Kason Howell	10	8	-	-	18
Brody Moore	16	2	-	-	18
Sonny DiChiara	11	5	1	-	17
Brooks Carlson	7	3	-	-	10
Bobby Peirce	6	3	-	-	9
Cole Foster	5	2	-	-	7
Cam Hill	6	1	-	-	7
Nate LaRue	6	1	-	-	7
Ryan Dyal	6	-	-	-	6
Bryson Ware	4	2	-	-	6
Mike Bello	2	1	-	-	3
Garrett Farquhar	3	-	-	-	3
Jake Wyandt	2	-	-	-	2
Josh Hall	1	-	-	-	1
Mason Land	1	-	-	-	1

CAREER AUBURN MULTI-HIT GAMES

	2	3	4	5+	Total
Kason Howell	36	16	-	-	52
Brody Moore	32	7	2	-	41
Blake Rambusch	16	7	2	-	25
Sonny DiChiara	11	5	1	-	17
Cam Hill	13	4	-	-	17
Bryson Ware	11	4	-	-	15
Garrett Farquhar	9	1	-	-	10
Brooks Carlson	7	3	-	-	10
Bobby Peirce	6	3	-	-	9
Cole Foster	6	2	-	-	8
Nate LaRue	7	1	-	-	8
Ryan Dyal	7	-	-	-	7
Josh Hall	5	1	-	-	6
Mike Bello	2	1	-	-	3
Jake Wyandt	2	-	-	-	2
Brayton Brown	1	-	-	-	1
Mason Land	1	-	-	-	1

2022 MULTI-RBI GAMES

	2	3	4	5+	Total
Sonny DiChiara	7	3	2	1	13
Kason Howell	8	1	-	-	9
Nate LaRue	7	-	-	1	8
Blake Rambusch	5	2	1	-	8
Ryan Dyal	3	3	1	-	7
Cole Foster	4	1	1	-	6
Brooks Carlson	3	2	1	-	6
Brody Moore	1	3	1	-	5
Bobby Peirce	3	2	-	-	5
Garrett Farquhar	4	-	-	-	4
Bryson Ware	2	-	2	-	4
Cam Hill	3	-	-	-	3
Jake Wyandt	1	1	1	-	3
Mike Bello	2	-	-	-	2
Brayton Brown	1	-	-	-	1
Josh Hall	1	-	-	-	1

CAREER AUBURN MULTI-RBI GAMES

	2	3	4	5+	Total
Kason Howell	11	7	-	1	19
Brody Moore	11	3	1	1	16
Sonny DiChiara	7	3	2	1	13
Bryson Ware	6	-	2	2	10
Ryan Dyal	5	3	1	-	9
Cam Hill	5	3	1	-	9
Nate LaRue	8	-	-	1	9
Blake Rambusch	5	2	1	-	8
Garrett Farquhar	5	1	1	-	7
Cole Foster	4	1	1	-	6
Brooks Carlson	3	2	1	-	6
Bobby Peirce	4	2	-	-	6
Brayton Brown	2	2	-	-	4
Josh Hall	2	1	-	-	3
Jake Wyandt	1	1	1	-	3
Mike Bello	2	-	-	-	2

CAREER AUBURN STARTS

	Career	Consec.
Kason Howell	179	103
Brody Moore	121	46
Bryson Ware	60	-
Cam Hill	56	-
Blake Rambusch	55	55
Ryan Dyal	49	-
Sonny DiChiara	51	39
Cole Foster	47	-
Nate LaRue	45	1
Brooks Carlson	36	19
Garrett Farquhar	31	5
Bobby Peirce	30	14
Mike Bello	18	-
Josh Hall	16	-
Brayton Brown	14	-
Jake Wyandt	14	-
Mason Land	8	7

TEAM NOTES

Auburn Overall SEC Rankings			Auburn SEC-Only Rankings		
Category	Rank	No.	Category	Rank	No.
Avg.	.286	5th	Avg.	.267	7th
Hits	544	3rd	Hits	268	9th
2B	102	T-5th	2B	46	T-8th
HR	58	T-12th	HR	36	12th
BB	260	7th	BB	126	7th

2022 AUBURN HOME RUNS

No.	Player (#)	Opponent (Date)	On	Outs	Inn.	Pitcher
1	Ware (1)	Troy (2/23)	3	2	1	Fletcher (R)
2	DiChiara (1)	Troy (2/23)	2	1	2	Pettys (L)
3	DiChiara (2)	Yale (2/25)	1	1	1	Kipp (R)
4	DiChiara (3)	Yale (G1 - 2/26)	0	2	5	Walsh (R)
5	Howell (1)	Yale (G1 - 2/26)	0	0	9	Easterly (L)
6	Rambusch (1)	Yale (G2 - 2/26)	0	0	8	Capell (R)
7	Foster (1)	Alabama State (3/1)	2	1	2	A. Melendez (L)
8	DiChiara (4)	Alabama State (3/1)	0	0	7	O. Melendez (L)
9	DiChiara (5)	Rhode Island (3/4)	1	1	3	Twitchell (R)
10	Rambusch (2)	Rhode Island (G1 - 3/5)	0	0	1	Picone (R)
11	Dyal (1)	Rhode Island (G1 - 3/5)	1	2	4	Diaz (R)
12	Wyandt (1)	Rhode Island (3/6)	2	2	2	Levesque (L)
13	Carlson (1)	Rhode Island (3/6)	1	0	5	Brutti (R)
14	Dyal (2)	Rhode Island (3/6)	3	1	6	Morrison (R)
15	Farquhar (1)	Rhode Island (3/6)	1	2	7	Morrison (R)
16	Dyal (3)	Middle Tennessee (3/11)	1	1	1	Keenan (R)
17	Moore (1)	Middle Tennessee (3/11)	2	2	9	Wigginton (L)
18	DiChiara (6)	Ole Miss (3/17)	1	1	1	Gaddis (L)
19	Dyal (4)	Ole Miss (3/17)	0	1	6	DeLucia (R)
20	DiChiara (7)	Ole Miss (3/18)	1	2	4	Nichols (R)
21	Howell (2)	Ole Miss (3/18)	2	1	7	McDaniel (R)
22	Farquhar (2)	South Alabama (3/22)	0	1	5	Runyan (L)
23	Foster (2)	Texas A&M (3/26)	0	0	2	Dallas (R)
24	Bello (1)	Texas A&M (3/26)	0	0	2	Dallas (R)
25	LaRue (1)	Texas A&M (3/27)	1	2	2	Prager (L)
26	Foster (3)	Texas A&M (3/27)	1	2	5	Hector (R)
27	Moore (2)	LSU (3/31)	2	2	5	Money (R)
28	DiChiara (8)	LSU (4/2)	1	1	5	Fontenot (R)
29	Foster (4)	Vanderbilt (4/8)	0	0	2	McElvain (R)
30	Carlson (2)	Vanderbilt (4/8)	2	1	3	McElvain (R)
31	DiChiara (9)	Vanderbilt (4/9)	0	2	1	Holton (L)
32	LaRue (2)	Vanderbilt (4/9)	1	2	4	Holton (L)
33	DiChiara (10)	Vanderbilt (4/10)	2	1	2	Reilly (R)
34	DiChiara (11)	Vanderbilt (4/10)	0	2	6	Owen (L)
35	Peirce (1)	Samford (4/12)	0	0	8	Watkins (L)
36	LaRue (3)	Miss. State (4/14)	0	1	3	Smith (R)
37	Foster (5)	Miss. State (4/14)	0	1	8	Kohn (L)
38	Moore (3)	Kennesaw St. (4/20)	0	2	3	Stills (R)
39	Carlson (3)	Kennesaw St. (4/20)	1	2	4	Cain (R)
40	LaRue (4)	South Carolina (4/22)	1	2	2	Thomas (R)
41	Peirce (2)	South Carolina (4/22)	0	0	7	Gilreath (L)
42	DiChiara (12)	South Carolina (4/22)	1	0	8	Weins (R)
43	Foster (6)	South Carolina (4/23)	0	0	8	Becker (L)
44	Rambusch (3)	Tennessee (4/29)	2	2	6	Mabrey (L)
45	DiChiara (13)	Tennessee (4/30)	1	0	5	Sewell (R)
46	Peirce (3)	Tennessee (4/30)	2	2	9	Walsh (L)
47	Peirce (4)	Tennessee (5/1)	0	0	5	Beam (R)
48	Carlson (4)	Arkansas (5/6)	0	0	4	Noland (R)
49	Moore (4)	Arkansas (5/6)	0	2	5	Ramage (R)
50	Carlson (5)	Arkansas (5/7)	0	0	2	Smith (L)
51	DiChiara (14)	Arkansas (5/7)	0	0	3	Smith (L)
52	Rambusch (4)	Arkansas (5/7)	0	1	7	Vermillion (R)
53	Peirce (5)	Arkansas (5/8)	1	2	1	Wiggins (R)
54	DiChiara (15)	Arkansas (5/8)	0	0	3	Wiggins (R)
55	DiChiara (16)	Troy (5/10)	2	1	3	Witcher (R)
56	Peirce (6)	Alabama (5/14)	0	0	4	McNairy (R)
57	Peirce (7)	Kentucky (5/21)	0	0	7	Guilfoil (R)
58	DiChiara (17)	Kentucky (5/21)	0	0	9	Guilfoil (R)

AUBURN CAREER HOME RUN BREAKDOWN

	1R	2R	3R	GS	Career	Home	Road	Last
Bello	1	--	--	--	1	--	1	3/26/22
Carlson	2	2	1	--	5	5	--	5/7/22
DiChiara	7	7	3	--	17	13	4	5/21/22
Dyal	3	3	--	1	7	6	1	3/17/22
Farquhar	1	1	--	--	2	1	1	3/22/22
Foster	4	1	1	--	6	3	3	4/23/22
Hill	2	2	--	1	5	5	--	4/25/21
Howell	4	3	2	--	9	3	6	3/18/22
LaRue	3	3	--	--	6	4	2	4/22/22
Moore	3	1	2	--	6	4	2	5/6/22
Peirce	5	1	1	--	7	4	3	5/21/22
Rambusch	3	--	1	--	4	3	1	5/7/22
Ware	2	4	--	1	7	5	2	2/23/22
Wyandt	--	--	1	--	1	1	--	3/6/22

AUBURN HITTING STREAKS

	Current	'22	Career
Mike Bello	1	6	6
Luke Burk	-	1	1
Brooks Carlson	2	11	11
Sonny DiChiara	1	8	8
Ryan Dyal	-	4	4
Garrett Farquhar	-	6	6
Cole Foster	1	6	6
Josh Hall	2	3	4
Cam Hill	-	8	8
Kason Howell	-	9	9
Mason Land	-	7	7
Nate LaRue	-	4	4
Brody Moore	-	9	9
Brody Moss	1	1	1
Bobby Peirce	8	8	8
Blake Rambusch	1	17	17
Bryson Ware	-	4	6
Jake Wyandt	1	7	7

AUBURN REACHED BASE STREAKS

	Current	'22	Career
Mike Bello	1	8	8
Luke Burk	-	1	1
Brooks Carlson	14	14	14
Ryan Dyal	-	15	15
Sonny DiChiara	4	46	46
Garrett Farquhar	-	7	7
Cole Foster	2	11	11
Josh Hall	2	3	5
Cam Hill	-	7	8
Kason Howell	-	23	23
Mason Land	-	7	7
Nate LaRue	-	4	7
Brody Moore	-	18	18
Brody Moss	1	1	1
Bobby Peirce	8	8	8
Blake Rambusch	1	42	42
Bryson Ware	-	8	8
Jake Wyandt	1	7	7

BUNT HITS

Player	No.
Josh Hall	3
Brody Moore	3
Blake Rambusch	2
Mike Bello	1
Cole Foster	1
TOTAL	10

SAC BUNTS

Player	No.
Kason Howell	3
Mason Land	3
Blake Rambusch	3
Mike Bello	2
Brayton Brown	1
Ryan Dyal	1
Cole Foster	1
Nate LaRue	1
Brody Moore	1
Jake Wyandt	1
TOTAL	15

SAC FLIES

Player	No.
Nate LaRue	6
Blake Rambusch	4
Cole Foster	3
Kason Howell	3
Brody Moore	3
Sonny DiChiara	3
Ryan Dyal	2
Cam Hill	2
Brody Moss	1
Bobby Peirce	1
Bryson Ware	1
Jake Wyandt	1
TOTAL	28

OUTFIELD ASSISTS

Player	No.
Bobby Peirce	3
Bryson Ware	3
Ryan Dyal	2
Kason Howell	2
TOTAL	10

PINCH HITS

Player	No.
Brooks Carlson	3
Mason Land	3
Mike Bello	2
Garrett Farquhar	2
Cam Hill	2
Luke Burk	1
Brody Moss	1
TOTAL	12

AUBURN 2022 GAME-BY-GAME STARTING LINEUPS

DATE	OPP	1	2	3	4	5	6	7	8	9	SP
2/18	vs. Oklahoma	Rambusch	Howell	Dyal	DiChiara	Moore	Ware	Hill	Foster	Farquhar	Sheehan
2/19	vs. Texas Tech	Rambusch	Moore	DiChiara	Dyal	Howell	Ware	Foster	Farquhar	Wyandt	Gonzalez
2/20	vs. Kansas State	Rambusch	Moore	DiChiara	Dyal	LaRue	Howell	Foster	Brown	Hall	Bright
2/23	Troy	Rambusch	Howell	DiChiara	Dyal	Moore	Ware	Foster	Brown	Wyandt	Sheehan
2/25	Yale	Rambusch	Moore	DiChiara	Dyal	LaRue	Ware	Foster	Howell	Hall	Armstrong
2/26	Yale - G1	Rambusch	Moore	DiChiara	Dyal	Ware	Foster	Howell	Farquhar	Wyandt	Gonzalez
2/26	Yale - G2	Rambusch	Moore	DiChiara	Dyal	LaRue	Howell	Brown	Foster	Hall	Bright
3/1	Alabama State	Rambusch	Moore	DiChiara	Dyal	Howell	Ware	Hill	Foster	Wyandt	Copeland
3/2	UAB	Rambusch	Howell	DiChiara	Hill	Foster	Farquhar	Ware	Dyal	Wyandt	Barnett
3/4	Rhode Island	Rambusch	Howell	DiChiara	Hill	Moore	Ware	Dyal	Foster	Hall	Armstrong
3/5	Rhode Island - G1	Rambusch	Howell	DiChiara	Carlson	Ware	Dyal	Moore	Foster	Wyandt	Gonzalez
3/5	Rhode Island - G2	Rambusch	Howell	DiChiara	Hill	Ware	Moore	Dyal	Foster	Wyandt	Bright
3/6	Rhode Island	Rambusch	Howell	Hill	Carlson	Moore	Dyal	Ware	Foster	Wyandt	Mullins
3/8	vs. Tennessee Tech	Rambusch	Howell	Hill	Carlson	Moore	Dyal	Ware	Foster	Wyandt	Barnett
3/11	Middle Tennessee	Rambusch	Howell	Dyal	Carlson	Ware	Hill	Moore	Foster	Hall	Armstrong
3/13	Middle Tennessee - G1	Rambusch	Howell	Dyal	Carlson	Ware	Hill	Moore	Foster	Wyandt	Gonzalez
3/13	Middle Tennessee - G2	Rambusch	Howell	Dyal	DiChiara	Ware	Moore	Farquhar	Hill	Wyandt	Bright
3/17	Ole Miss*	Rambusch	Howell	DiChiara	Carlson	Hill	Ware	Moore	Dyal	Wyandt	Barnett
3/18	Ole Miss*	Rambusch	Howell	DiChiara	Dyal	Ware	Moore	Hill	Farquhar	Bello	Mullins
3/19	Ole Miss*	Rambusch	Howell	DiChiara	Dyal	Ware	Moore	Carlson	Farquhar	Bello	Bright
3/22	vs. South Alabama	Rambusch	Howell	DiChiara	Carlson	Dyal	Moore	Ware	Bello	Farquhar	Barnett
3/25	at Texas A&M*	Rambusch	Howell	DiChiara	Carlson	Dyal	Moore	LaRue	Bello	Farquhar	Mullins
3/26	at Texas A&M*	Rambusch	Howell	DiChiara	Hill	Moore	Dyal	LaRue	Foster	Bello	Bright
3/27	at Texas A&M*	Rambusch	Howell	DiChiara	Carlson	Moore	Bello	Ware	LaRue	Foster	Sheehan
3/29	Jacksonville State	Rambusch	Howell	DiChiara	Hill	Moore	Bello	Foster	Dyal	Land	Armstrong
3/31	at LSU*	Rambusch	Howell	DiChiara	Hill	Moore	Bello	LaRue	Foster	Hall	Mullins
4/1	at LSU*	Rambusch	Howell	DiChiara	Moore	Carlson	Bello	LaRue	Foster	Peirce	Bright
4/2	at LSU*	Rambusch	Howell	DiChiara	Moore	Foster	Bello	LaRue	Dyal	Peirce	Gonzalez
4/5	at UAB	Rambusch	Howell	DiChiara	Moore	Foster	Carlson	Bello	Peirce	LaRue	Barnett
4/8	Vanderbilt*	Rambusch	Howell	DiChiara	Carlson	Moore	Foster	Peirce	LaRue	Bello	Mullins
4/9	Vanderbilt*	Rambusch	Howell	DiChiara	Carlson	Moore	Foster	Peirce	LaRue	Farquhar	Bright
4/10	Vanderbilt*	Rambusch	Howell	DiChiara	Carlson	Moore	Foster	Peirce	LaRue	Bello	Gonzalez
4/12	Samford	Rambusch	Howell	DiChiara	Hill	Moore	Foster	Peirce	Bello	Wyandt	Barnett
4/14	at Mississippi State*	Rambusch	Howell	DiChiara	Carlson	Moore	Peirce	Foster	LaRue	Bello	Mullins
4/15	at Mississippi State*	Rambusch	Howell	DiChiara	Carlson	Moore	Peirce	Foster	LaRue	Bello	Bright
4/16	at Mississippi State*	Rambusch	Howell	DiChiara	Hill	Moore	Foster	Peirce	LaRue	Bello	Gonzalez
4/19	Alabama State	Rambusch	Howell	DiChiara	Carlson	Moore	Peirce	Dyal	Ware	Farquhar	Barnett
4/20	Kennesaw State	Rambusch	Howell	DiChiara	Carlson	Hill	Peirce	Moore	Foster	Dyal	Copeland
4/22	South Carolina*	Rambusch	Howell	DiChiara	Carlson	Hill	Perice	Moore	Foster	LaRue	Mullins
4/23	South Carolina*	Rambusch	Howell	DiChiara	Carlson	Peirce	Moore	LaRue	Ware	Foster	Bright
4/24	South Carolina*	Rambusch	Howell	DiChiara	Carlson	Hill	Moore	Foster	LaRue	Bello	Gonzalez
4/26	at Jacksonville State	Rambusch	Howell	DiChiara	Carlson	Hill	Peirce	Moore	LaRue	Foster	Barnett
4/29	at Tennessee*	Rambusch	Howell	DiChiara	Peirce	Hill	Carlson	Moore	LaRue	Foster	Mullins
4/30	at Tennessee*	Rambusch	Howell	DiChiara	Peirce	Hill	Carlson	Moore	LaRue	Foster	Bright
5/1	at Tennessee*	Rambusch	Howell	DiChiara	Peirce	Hill	Carlson	Moore	LaRue	Foster	Gonzalez
5/6	Arkansas*	Rambusch	Howell	DiChiara	Peirce	Hill	Carlson	Moore	LaRue	Foster	Barnett
5/7	Arkansas*	Rambusch	Howell	DiChiara	Peirce	LaRue	Carlson	Moore	Ware	Foster	Bright
5/8	Arkansas*	Rambusch	Howell	DiChiara	Peirce	Carlson	Moore	Hill	LaRue	Foster	Gonzalez
5/10	at Troy	Rambusch	Howell	DiChiara	Peirce	Carlson	Moore	Land	LaRue	Foster	Armstrong
5/13	Alabama*	Rambusch	Howell	DiChiara	Peirce	Carlson	Moore	Land	LaRue	Foster	Barnett
5/14	Alabama*	Moore	DiChiara	Rambusch	Peirce	Carlson	Howell	Land	LaRue	Farquhar	Bright
5/17	at Samford	Moore	DiChiara	Rambusch	Peirce	Carlson	Howell	Land	LaRue	Farquhar	Armstrong
5/20	at Kentucky*	Moore	DiChiara	Rambusch	Peirce	Carlson	Howell	Land	LaRue	Farquhar	Barnett
5/20	at Kentucky*	Rambusch	DiChiara	Peirce	Carlson	Moore	Howell	Farquhar	Land	Wyandt	Bright
5/21	at Kentucky*	Rambusch	DiChiara	Peirce	Carlson	Moore	Howell	Farquhar	LaRue	Land	Gonzalez

* - SEC Game

AUBURN 2022 GAME-BY-GAME STARTERS

DATE	OPP	SP	C	1B	2B	3B	SS	LF	CF	RF	DH
2/18	vs. Oklahoma	Sheehan	Dyal	DiChiara	Foster	Farquhar	Moore	Ware	Howell	Rambusch	Hill
2/19	vs. Texas Tech	Gonzalez	Wyandt	DiChiara	Foster	Farquhar	Moore	Ware	Howell	Rambusch	Dyal
2/20	vs. Kansas State	Bright	Dyal	DiChiara	Foster	Rambusch	Moore	Brown	Howell	Hall	LaRue
2/23	Troy	Sheehan	Wyandt	DiChiara	Foster	Rambusch	Moore	Brown	Howell	Ware	Dyal
2/25	Yale	Armstrong	Dyal	DiChiara	Foster	Rambusch	Moore	Hall	Howell	Ware	LaRue
2/26	Yale - G1	Gonzalez	Wyandt	DiChiara	Foster	Farquhar	Moore	Ware	Howell	Rambusch	Dyal
2/26	Yale - G2	Bright	Dyal	DiChiara	Foster	Rambusch	Moore	Brown	Howell	Hall	LaRue
3/1	Alabama State	Copeland	Wyandt	DiChiara	Foster	Rambusch	Moore	Dyal	Howell	Ware	Hill
3/2	UAB	Barnett	Wyandt	DiChiara	Foster	Rambusch	Farquhar	Dyal	Howell	Ware	Hill
3/4	Rhode Island	Armstrong	Dyal	DiChiara	Foster	Rambusch	Moore	Hall	Howell	Ware	Hill
3/5	Rhode Island - G1	Gonzalez	Wyandt	DiChiara	Foster	Rambusch	Moore	Dyal	Howell	Ware	Carlson
3/5	Rhode Island - G2	Bright	Wyandt	DiChiara	Foster	Rambusch	Moore	Dyal	Howell	Ware	Hill
3/6	Rhode Island	Mullins	Wyandt	Hill	Foster	Rambusch	Moore	Dyal	Howell	Ware	Carlson
3/8	vs. Tennessee Tech	Barnett	Wyandt	Hill	Foster	Rambusch	Moore	Dyal	Howell	Ware	Carlson
3/11	Middle Tennessee	Armstrong	Dyal	Hill	Foster	Rambusch	Moore	Hall	Howell	Ware	Carlson
3/13	Middle Tennessee - G1	Gonzalez	Wyandt	Hill	Foster	Rambusch	Moore	Dyal	Howell	Ware	Carlson
3/13	Middle Tennessee - G2	Bright	Wyandt	Hill	Farquhar	Rambusch	Moore	Dyal	Howell	Ware	DiChiara
3/17	Ole Miss*	Barnett	Wyandt	DiChiara	Carlson	Rambusch	Moore	Dyal	Howell	Ware	Hill
3/18	Ole Miss*	Mullins	Dyal	DiChiara	Farquhar	Rambusch	Moore	Bello	Howell	Ware	Hill
3/19	Ole Miss*	Bright	Dyal	DiChiara	Farquhar	Rambusch	Moore	Bello	Howell	Ware	Carlson
3/22	vs. South Alabama	Barnett	Dyal	DiChiara	Farquhar	Rambusch	Moore	Bello	Howell	Ware	Carlson
3/25	at Texas A&M*	Mullins	LaRue	DiChiara	Farquhar	Rambusch	Moore	Dyal	Howell	Bello	Carlson
3/26	at Texas A&M*	Bright	LaRue	DiChiara	Foster	Rambusch	Moore	Dyal	Howell	Bello	Hill
3/27	at Texas A&M*	Sheehan	LaRue	DiChiara	Foster	Rambusch	Moore	Bello	Howell	Ware	Carlson
3/29	Jacksonville State	Armstrong	Dyal	DiChiara	Foster	Rambusch	Moore	Land	Howell	Bello	Hill
3/31	at LSU*	Mullins	LaRue	DiChiara	Foster	Rambusch	Moore	Bello	Howell	Hall	Hill
4/1	at LSU*	Bright	LaRue	DiChiara	Foster	Rambusch	Moore	Bello	Howell	Peirce	Carlson
4/2	at LSU*	Gonzalez	LaRue	DiChiara	Foster	Rambusch	Moore	Bello	Howell	Peirce	Dyal
4/5	at UAB	LaRue	LaRue	DiChiara	Foster	Rambusch	Moore	Bello	Howell	Peirce	Carlson
4/8	Vanderbilt*	Mullins	LaRue	DiChiara	Foster	Rambusch	Moore	Bello	Howell	Peirce	Carlson
4/9	Vanderbilt*	Bright	LaRue	DiChiara	Foster	Farquhar	Moore	Peirce	Howell	Rambusch	Carlson
4/10	Vanderbilt*	Gonzalez	LaRue	DiChiara	Foster	Rambusch	Moore	Bello	Howell	Peirce	Carlson
4/12	Samford	Barnett	Wyandt	DiChiara	Foster	Rambusch	Moore	Bello	Howell	Peirce	Hill
4/14	at Mississippi State*	Mullins	LaRue	DiChiara	Foster	Rambusch	Moore	Bello	Howell	Peirce	Carlson
4/15	at Mississippi State*	Bright	LaRue	DiChiara	Foster	Rambusch	Moore	Bello	Howell	Peirce	Carlson
4/16	at Mississippi State*	Gonzalez	LaRue	DiChiara	Foster	Rambusch	Moore	Bello	Howell	Peirce	Hill
4/19	Alabama State	Barnett	Dyal	DiChiara	Farquhar	Rambusch	Moore	Ware	Howell	Peirce	Carlson
4/20	Kennesaw State	Copeland	Dyal	DiChiara	Foster	Rambusch	Moore	Carlson	Howell	Peirce	Hill
4/22	South Carolina*	Mullins	LaRue	DiChiara	Foster	Rambusch	Moore	Carlson	Howell	Peirce	Hill
4/23	South Carolina*	Bright	LaRue	DiChiara	Foster	Rambusch	Moore	Ware	Howell	Peirce	Carlson
4/24	South Carolina*	Gonzalez	LaRue	DiChiara	Foster	Rambusch	Moore	Carlson	Howell	Bello	Hill
4/26	at Jacksonville State	Barnett	LaRue	DiChiara	Foster	Rambusch	Moore	Carlson	Howell	Peirce	Hill
4/29	at Tennessee*	Mullins	LaRue	DiChiara	Foster	Rambusch	Moore	Carlson	Howell	Peirce	Hill
4/30	at Tennessee*	Bright	LaRue	DiChiara	Foster	Rambusch	Moore	Carlson	Howell	Peirce	Hill
5/1	at Tennessee*	Gonzalez	LaRue	DiChiara	Foster	Rambusch	Moore	Carlson	Howell	Peirce	Hill
5/6	Arkansas*	Barnett	LaRue	DiChiara	Foster	Rambusch	Moore	Carlson	Howell	Peirce	Hill
5/7	Arkansas*	Bright	LaRue	DiChiara	Foster	Rambusch	Moore	Ware	Howell	Peirce	Carlson
5/8	Arkansas*	Gonzalez	LaRue	DiChiara	Foster	Rambusch	Moore	Carlson	Howell	Peirce	Hill
5/10	at Troy	Armstrong	LaRue	DiChiara	Foster	Rambusch	Moore	Land	Howell	Peirce	Carlson
5/13	Alabama*	Barnett	LaRue	DiChiara	Foster	Rambusch	Moore	Land	Howell	Peirce	Carlson
5/14	Alabama*	Bright	LaRue	DiChiara	Farquhar	Rambusch	Moore	Land	Howell	Peirce	Carlson
5/17	at Samford	Armstrong	LaRue	DiChiara	Farquhar	Rambusch	Moore	Land	Howell	Peirce	Carlson
5/19	at Kentucky*	Barnett	LaRue	DiChiara	Farquhar	Rambusch	Moore	Land	Howell	Peirce	Carlson
5/20	at Kentucky*	Bright	Wyandt	DiChiara	Farquhar	Rambusch	Moore	Land	Howell	Peirce	Carlson
5/21	at Kentucky*	Gonzalez	LaRue	DiChiara	Farquhar	Rambusch	Moore	Land	Howell	Peirce	Carlson

* - SEC Game

OVERALL STATS



**2022 Auburn Baseball
Overall Statistics for Auburn (as of May 21, 2022)
(All games Sorted by Batting avg)**



Record: 37-18 Home: 22-9 Away: 10-8 Neutral: 5-1 SEC: 16-13

Player	avg	gp-gs	ab	r	h	2b	3b	hr	rbi	tb	slg%	bb	hp	so	gdp	ob%	sf	sh	sb-att	po	a	e	fld%	
17 DiChiara, Sonny	.382	51-51	165	46	63	15	0	17	47	129	.782	62	8	44	4	.561	2	0	0-0	358	17	4	.989	
1 Rambusch, Blake	.351	55-55	228	46	80	11	1	4	36	105	.461	23	12	30	2	.431	4	2	16-21	32	101	5	.964	
19 Carlson, Brooks	.313	43-36	147	30	46	7	0	5	25	68	.463	20	2	39	5	.402	0	0	0-0	8	0	1	.889	
27 Peirce, Bobby	.306	38-28	121	23	37	4	4	7	23	70	.579	7	3	31	3	.356	1	0	4-5	58	2	1	.984	
5 Howell, Kason	.294	55-55	218	45	64	16	2	2	34	90	.413	22	9	48	1	.377	3	3	11-12	136	2	2	.986	
16 Hill, Cam	.275	34-26	102	15	28	7	0	0	16	35	.343	12	1	31	1	.353	1	0	0-1	31	1	0	1.000	
4 Moore, Brody	.274	54-54	215	39	59	9	0	4	28	80	.372	19	2	32	2	.335	3	1	5-7	62	126	3	.984	
7 Foster, Cole	.259	44-43	139	30	36	5	0	6	32	59	.424	25	7	36	2	.391	3	1	1-2	67	109	6	.967	
28 LaRue, Nate	.227	42-32	119	15	27	7	0	4	27	46	.387	9	2	54	0	.279	6	1	2-2	287	27	2	.994	
6 Dyal, Ryan	.222	30-27	90	23	20	4	0	4	26	36	.400	16	7	30	2	.374	2	1	0-0	135	5	2	.986	

72 Moss, Brody	.333	6-0	3	0	1	0	0	0	1	1	.333	0	0	1	0	.250	1	0	0-0	0	1	0	1.000	
2 Hall, Josh	.269	18-6	26	5	7	1	0	0	2	8	.308	5	0	10	0	.387	0	0	1-1	7	0	0	1.000	
37 Land, Mason	.268	27-8	41	4	11	1	0	0	3	12	.293	4	1	7	0	.348	0	3	0-0	14	4	1	.947	
31 Bello, Mike	.246	33-18	69	13	17	3	0	1	8	23	.333	12	1	16	0	.366	0	1	1-1	30	0	1	.968	
50 Wyandt, Jake	.244	21-14	41	8	10	1	0	1	12	14	.341	4	2	15	0	.333	1	1	1-1	126	11	3	.979	
11 Farquhar, Garrett	.231	35-16	65	15	15	3	0	2	12	24	.369	6	4	7	2	.333	0	0	0-0	29	38	1	.985	
8 Ware, Bryson	.222	44-23	90	21	20	8	1	1	19	33	.367	12	2	36	1	.324	1	0	4-4	46	3	0	1.000	
Brown, B.	.167	6-3	12	2	2	0	0	0	3	2	.167	2	2	7	0	.375	0	1	0-0	5	0	0	1.000	
51 Burk, Luke	.125	11-0	8	1	1	0	0	0	0	1	.125	0	0	6	0	.125	0	0	0-0	18	0	0	1.000	
13 Schorr, Ben	.000	2-0	1	0	0	0	0	0	0	0	.000	0	0	0	0	.000	0	0	0-0	1	0	0	1.000	
Totals	.286	55	1900	381	544	102	8	58	354	836	.440	260	65	480	25	.386	28	15	46-57	1467	503	40	.980	
Opponents	.252	55	1847	277	466	99	1	58	252	741	.401	221	52	542	36	.345	23	14	25-41	1418	483	47	.976	

LOB - Team (470), Opp (415). DPs turned - Team (44), Opp (29). CI - Team (2), Dyal, R. 1, LaRue, N. 1, Opp (1). IBB - Team (18), DiChiara, S. 14, Dyal, R. 2, Hill, C. 1, Rambusch, B. 1, Opp (4). Picked off - Rambusch, B. 1.

(All games Sorted by Earned run avg)

Player	era	w-l	app	gs	cg	sho	sv	ip	h	r	er	bb	so	2b	3b	hr	b/avg	wp	hp	bk	sfa	sha
45 Gonzalez, Joseph	2.74	6-2	12	11	1	0/2	0	62.1	65	20	19	10	39	9	1	5	.270	3	3	1	3	2
18 Barnett, Mason	4.56	2-2	16	11	0	0/0	0	51.1	52	27	26	25	64	14	0	5	.264	4	3	0	2	0
21 Bright, Trace	4.68	3-4	14	14	0	0/1	0	67.1	62	40	35	32	73	13	0	6	.242	7	3	0	1	1
29 Skipper, Carson	4.81	5-3	21	0	0	0/1	0	43.0	43	28	23	9	44	13	0	7	.259	3	3	0	2	1

28 LaRue, Nate	1.69	0-0	5	0	0	0/0	0	5.1	7	1	1	3	4	0	0	1	.318	1	0	0	0	0
41 Armstrong, John	2.51	1-0	15	0	0	0/1	0	14.1	12	8	4	8	20	2	0	0	.245	3	0	0	2	1
46 Allsup, Chase	2.67	1-0	20	0	0	0/1	2	27.0	21	12	8	15	32	5	0	4	.216	5	5	0	3	0
40 Burkhalter, Blake	3.44	4-1	25	0	0	0/1	13	36.2	23	16	14	7	55	2	0	6	.177	2	4	0	1	2
20 Mullins, Hayden	3.63	2-1	11	8	0	0/0	0	34.2	23	16	14	25	43	3	0	4	.197	3	9	0	4	3
34 Bosse, Ben	3.86	0-0	7	0	0	0/2	0	4.2	4	3	2	2	6	0	0	0	.235	3	1	1	0	0
9 Granzow, Cade	4.91	0-0	7	0	0	0/1	0	7.1	9	4	4	4	4	2	0	1	.333	2	1	0	2	0
47 Sheehan, Tommy	5.02	1-0	14	3	0	0/0	1	28.2	21	18	16	20	23	5	0	1	.206	3	1	0	2	0
54 Copeland, Konner	5.11	3-0	8	2	0	0/0	0	12.1	16	8	7	6	15	1	0	3	.327	1	1	0	0	1
32 Swilling, Carson	5.19	3-2	18	0	0	0/1	0	26.0	26	15	15	11	30	8	0	3	.265	4	4	0	0	0
52 Armstrong, Jordan	5.93	3-1	14	6	0	0/1	1	30.1	36	22	20	15	40	9	0	4	.288	4	8	1	0	0
43 Isbell, Chase	6.28	1-1	12	0	0	0/0	0	14.1	16	10	10	11	16	8	0	0	.286	2	2	0	1	0
23 Carlson, Parker	8.59	1-1	5	0	0	0/0	0	7.1	8	7	7	3	10	1	0	3	.267	2	0	0	0	0
57 Drabick, Tyler	9.82	1-0	8	0	0	0/1	0	7.1	10	10	8	5	13	1	0	3	.323	2	2	0	0	2
14 Fuller, Brooks	10.80	0-0	7	0	0	0/0	0	5.0	8	6	6	6	7	3	0	0	.364	0	1	1	0	1
22 Wade, Garrett	10.80	0-0	4	0	0	0/0	0	1.2	0	2	2	3	3	0	0	0	.000	1	0	0	0	0
16 Hill, Cam	18.00	0-0	3	0	0	0/1	0	2.0	4	4	4	1	1	0	0	2	.400	0	1	0	0	0
Totals	4.45	37-18	55	55	1	4/4	17	489.0	466	277	242	221	542	99	1	58	.252	55	52	4	23	14
Opponents	6.36	18-37	55	55	0	1/1	5	472.2	544	381	334	260	480	102	8	58	.286	67	65	7	28	15

PB - Team (8), Dyal, R. 3, LaRue, N. 3, Wyandt, J. 2, Opp (13). Pickoffs - Team (4), Wyandt, J. 2, Mullins, H. 1, Allsup, C. 1, Opp (1). SBA/ATT - LaRue, N. (5-15), Dyal, R. (12-13), Wyandt, J. (8-12), Bright, T. (4-6), Allsup, C. (2-5), Barnett, M. (4-5), Skipper, C. (4-5), Armstrong (2-4), Gonzalez, J. (3-3), Swilling, C. (0-2), Granzow, C. (2-2), Mullins, H. (0-2), Armstrong, J (1-2), Carlson, P. (1-1), Burkhalter (0-1), Sheehan, T. (1-1), Copeland, K. (0-1), Fuller, B. (1-1).

SEC STATS



2022 Auburn Baseball
Conference statistics for Auburn (as of May 21, 2022)
(SEC games only Sorted by Batting avg)



Record: 16-13 Home: 9-5 Away: 7-8 SEC: 16-13

Player	avg	gp-gs	ab	r	h	2b	3b	hr	rbi	tb	slg%	bb	hp	so	gdp	ob%	sf	sh	sb-att	po	a	e	fld%
1 Rambusch, Blake	.347	29-29	121	20	42	9	0	2	20	57	.471	13	4	17	1	.424	1	1	10-11	18	60	4	.951
17 DiChiara, Sonny	.337	29-29	92	22	31	3	0	11	25	67	.728	41	2	32	3	.544	1	0	0-0	218	11	4	.983
7 Foster, Cole	.309	21-21	68	19	21	3	0	5	14	39	.574	11	2	18	1	.405	3	1	1-1	33	59	4	.958
27 Peirce, Bobby	.298	24-21	84	15	25	2	2	6	15	49	.583	5	1	20	3	.344	0	0	2-2	41	2	1	.977
19 Carlson, Brooks	.292	27-24	96	11	28	5	0	3	14	42	.438	12	0	23	4	.370	0	0	0-0	8	0	1	.889
31 Bello, Mike	.260	18-14	50	12	13	2	0	1	5	18	.360	7	1	12	0	.362	0	1	1-1	19	0	1	.950
5 Howell, Kason	.244	29-29	123	19	30	7	0	1	14	40	.325	7	3	32	1	.301	0	2	7-8	78	2	1	.988
4 Moore, Brody	.244	29-29	119	17	29	3	0	2	11	38	.319	7	1	17	1	.287	2	0	2-4	41	71	2	.982
28 LaRue, Nate	.209	27-25	86	10	18	6	0	4	15	36	.419	7	2	40	0	.281	1	1	1-1	213	23	2	.992

2 Hall, Josh	.333	5-1	6	2	2	0	0	0	2	2	.333	2	0	2	0	.500	0	0	0-0	4	0	0	1.000
37 Land, Mason	.261	14-5	23	1	6	0	0	0	2	6	.261	1	1	4	0	.320	0	3	0-0	9	0	1	.900
50 Wyandt, Jake	.250	5-2	4	0	1	0	0	0	0	1	.250	0	0	2	0	.250	0	1	0-0	17	4	2	.913
11 Farquhar, Garrett	.207	15-8	29	4	6	1	0	0	4	7	.241	2	2	4	1	.303	0	0	0-0	18	18	0	1.000
16 Hill, Cam	.192	16-12	52	4	10	3	0	0	4	13	.250	3	0	17	1	.236	0	0	0-0	0	0	0	.000
6 Dyal, Ryan	.167	9-6	24	3	4	0	0	1	4	7	.292	5	0	10	1	.310	0	1	0-0	27	2	0	1.000
8 Ware, Bryson	.074	20-6	27	3	2	2	0	0	2	4	.148	3	0	17	1	.167	0	0	0-0	16	2	0	1.000
51 Burk, Luke	.000	1-0	0	0	0	0	0	0	0	0	.000	0	0	0	0	.000	0	0	0-0	1	0	0	1.000
72 Moss, Brody	.000	1-0	0	0	0	0	0	0	0	0	.000	0	0	0	0	.000	0	0	0-0	0	0	0	.000
Totals	.267	29	1004	162	268	46	2	36	151	426	.424	126	19	267	18	.357	8	11	24-28	771	280	29	.973
Opponents	.286	29	1008	188	288	63	0	44	172	483	.479	113	26	261	25	.367	17	7	7-21	765	262	24	.977

LOB - Team (241), Opp (213). DPs turned - Team (26), Opp (18). CI - Team (1), LaRue, N. 1. IBB - Team (12), DiChiara, S. 10, Dyal, R. 1, Rambusch, B. 1, Opp (4).

(SEC games only Sorted by Earned run avg)

Player	era	w-l	app	gs	cg	sho	sv	ip	h	r	er	bb	so	2b	3b	hr	b/avg	wp	hp	bk	sfa	sha
45 Gonzalez, Joseph	3.20	4-2	7	7	1	0/1	0	45.0	50	17	16	5	24	8	0	5	.275	2	1	1	2	0
20 Mullins, Hayden	3.29	1-0	7	7	0	0/0	0	27.1	18	12	10	20	35	2	0	3	.196	3	7	0	4	2
21 Bright, Trace	6.50	1-4	10	10	0	0/0	0	44.1	50	36	32	24	50	11	0	6	.278	4	3	0	1	1
18 Barnett, Mason	6.97	0-2	6	4	0	0/0	0	20.2	26	16	16	12	26	8	0	4	.310	3	0	0	1	0
29 Skipper, Carson	7.56	3-3	15	0	0	0/1	0	25.0	29	25	21	6	24	8	0	6	.290	2	3	0	1	1

28 LaRue, Nate	0.00	0-0	1	0	0	0/0	0	1.2	1	0	0	1	0	0	0	0	.167	1	0	0	0	0
14 Fuller, Brooks	0.00	0-0	2	0	0	0/0	0	1.1	2	0	0	1	3	0	0	0	.400	0	0	1	0	1
46 Allsup, Chase	4.50	1-0	10	0	0	0/0	1	12.0	10	9	6	7	7	2	0	2	.238	2	3	0	2	0
40 Burkhalter, Blake	5.50	0-1	14	0	0	0/1	10	18.0	16	12	11	6	28	1	0	5	.242	1	1	0	1	2
41 Armstrong, John	6.00	1-0	5	0	0	0/0	0	6.0	7	5	4	4	9	1	0	0	.318	1	0	0	1	0
32 Swilling, Carson	6.19	3-0	10	0	0	0/0	0	16.0	19	11	11	2	14	6	0	3	.306	2	4	0	0	0
47 Sheehan, Tommy	7.31	0-0	9	1	0	0/0	0	16.0	15	15	13	13	12	4	0	0	.254	1	1	0	2	0
52 Armstrong, Jordan	7.71	1-0	4	0	0	0/0	0	4.2	11	4	4	0	7	3	0	2	.478	1	0	1	0	0
43 Isbell, Chase	8.71	0-1	7	0	0	0/0	0	10.1	15	10	10	5	13	7	0	0	.349	2	2	0	1	0
54 Copeland, Konner	11.25	1-0	4	0	0	0/0	0	4.0	5	5	5	2	4	0	0	3	.333	0	1	0	0	0
9 Granzow, Cade	13.50	0-0	2	0	0	0/0	0	2.0	4	3	3	3	0	2	0	1	.444	0	0	0	1	0
57 Drabick, Tyler	18.00	0-0	2	0	0	0/0	0	2.0	6	4	4	1	5	0	0	2	.500	0	0	0	0	0
16 Hill, Cam	54.00	0-0	1	0	0	0/0	0	0.2	4	4	4	1	0	0	0	2	.667	0	0	0	0	0
Totals	5.85	16-13	29	29	1	1/1	11	257.0	288	188	167	113	261	63	0	44	.286	25	26	3	17	7
Opponents	5.19	13-16	29	29	0	0/0	3	255.0	268	162	147	126	267	46	2	36	.267	23	19	2	8	11

PB - Team (5), LaRue, N. 2, Wyandt, J. 2, Dyal, R. 1, Opp (5). SBA/ATT - LaRue, N. (2-11), Dyal, R. (4-5), Wyandt, J. (1-4), Bright, T. (3-4), Allsup, C. (0-3), Mullins, H. (0-2), Armstrong (0-2), Skipper, C. (1-2), Swilling, C. (0-2), Burkhalter (0-1), Granzow, C. (1-1), Barnett, M. (0-1), Gonzalez, J. (1-1), Fuller, B. (1-1), Copeland, K. (0-1).

GAME SUMMARY



**2022 Auburn Baseball
Games Summary for Auburn (as of May 22, 2022)
(All games)**



Score by innings	1	2	3	4	5	6	7	8	9	EX	Total
Auburn	40	46	59	43	54	40	43	39	14	3	381
Opponents	37	25	15	25	31	46	50	29	16	3	277

Record when ...

Overall	37-18	After 6 leading	26-4
Conference	16-13 trailing	4-10
Non-Conference	21-5 tied	7-4
Home games	22-9	After 7 leading	29-2
Away games	10-8 trailing	4-13
Neutral site	5-1 tied	3-2
Day games	14-10	After 8 leading	32-2
Night games	23-8 trailing	3-14
vs Left starter	8-4 tied	1-1
vs Right starter	29-14		
1-Run games	9-4	Hit 0 home runs	15-7
2-Run games	7-2	... 1 home run	9-3
5+Run games	13-5	... 2+ home runs	13-8
Extra innings	3-3		
Shutouts	4-1	Opponent 0 home runs	18-4
	 1 home run	13-6
	 2+ HRs	6-8
Scoring 0-2 runs	2-5		
..... 3-5 runs	7-9		
..... 6-9 runs	15-4	Made 0 errors	18-4
..... 10+ runs	13-0 1 error	17-12
	 2+ errors	2-2
Opponent 0-2 runs	16-0		
..... 3-5 runs	15-7	Opp. made 0 errors	16-8
..... 6-9 runs	5-5 1 error	12-8
..... 10+ runs	1-6 2+ errors	9-2
Scored in 1st inning	10-6	Out-hit opponent	24-4
Opp. scored in 1st	14-8	Out-hit by opponent	7-13
Scores first	18-6	Hits are tied	6-1
Opp. scores first	19-12		

Record when team scores:

Runs	0	1	2	3	4	5	6	7	8	9	10+
W-L	0-1	0-1	2-3	2-3	3-5	2-1	8-2	1-0	5-2	1-0	13-0

Record when opponent scores:

Runs	0	1	2	3	4	5	6	7	8	9	10+
W-L	4-0	8-0	4-0	5-1	6-1	4-5	2-1	2-2	0-0	1-2	1-6

Record when leading after:

Inn.	1	2	3	4	5	6	7	8
W-L	8-5	17-4	23-5	25-3	30-3	26-4	29-2	32-2

Record when trailing after:

Inn.	1	2	3	4	5	6	7	8
W-L	11-7	11-8	6-10	6-11	3-12	4-10	4-13	3-14

Record when tied after:

Inn.	1	2	3	4	5	6	7	8
W-L	18-6	9-6	8-3	6-4	4-3	7-4	3-2	1-1

Current losing streak: 1
 Longest winning streak: 7
 Longest losing streak: 2

Home attendance : 111563 (31 dates avg = 3598)
 Away attendance : 121396 (23 dates avg = 5278)
 Total attendance: 232959 (54 dates avg = 4314)

AUBURN at KENTUCKY



2022 Auburn Baseball
Overall Statistics for Auburn (as of May 22, 2022)
(at Kentucky Sorted by Batting avg)



Record: 1-2 Home: 0-0 Away: 1-2 SEC: 1-2

Player	avg	gp-gs	ab	r	h	2b	3b	hr	rbi	tb	slg%	bb	hp	so	gdp	ob%	sf	sh	sb-att	po	a	e	fld%	
27 Peirce, Bobby	.385	3-3	13	3	5	1	1	1	2	11	.846	0	0	5	0	.385	0	0	0-0	6	0	0	1.000	
11 Farquhar, Garrett	.300	3-3	10	0	3	1	0	0	2	4	.400	1	0	1	1	.364	0	0	0-0	7	7	0	1.000	
5 Howell, Kason	.273	3-3	11	2	3	1	0	0	2	4	.364	0	0	4	0	.273	0	1	0-0	8	1	0	1.000	
19 Carlson, Brooks	.273	3-3	11	0	3	1	0	0	2	4	.364	2	0	5	0	.385	0	0	0-0	0	0	0	.000	
37 Land, Mason	.222	3-3	9	0	2	0	0	0	0	2	.222	1	0	2	0	.300	0	0	0-0	2	0	1	.667	
17 DiChiara, Sonny	.125	3-3	8	3	1	0	0	1	1	4	.500	5	1	4	0	.500	0	0	0-0	24	0	0	1.000	
1 Rambusch, Blake	.083	3-3	12	1	1	0	0	0	0	1	.083	1	0	2	0	.154	0	0	1-1	2	4	0	1.000	
4 Moore, Brody	.071	3-3	14	1	1	0	0	0	1	1	.071	0	0	1	0	.071	0	0	0-0	3	11	0	1.000	
28 LaRue, Nate	.000	3-2	6	0	0	0	0	0	0	0	.000	0	0	5	0	.000	0	0	0-0	15	3	1	.947	

31 Bello, Mike	1.000	1-0	1	0	1	0	0	0	0	1	1.000	0	0	0	0	1.000	0	0	0-0	0	0	0	.000	
50 Wyandt, Jake	.333	1-1	3	0	1	0	0	0	0	1	.333	0	0	1	0	.333	0	0	0-0	7	0	0	1.000	
6 Dyal, Ryan	.000	1-0	1	0	0	0	0	0	0	0	.000	0	0	1	0	.000	0	0	0-0	0	1	0	1.000	
16 Hill, Cam	.000	1-0	1	0	0	0	0	0	0	0	.000	0	0	1	0	.000	0	0	0-0	0	0	0	.000	
8 Ware, Bryson	.000	1-0	0	0	0	0	0	0	0	0	.000	1	0	0	0	1.000	0	0	0-0	1	0	0	1.000	
72 Moss, Brody	.000	1-0	0	0	0	0	0	0	0	0	.000	0	0	0	0	.000	0	0	0-0	0	0	0	.000	
Totals	.210	3	100	10	21	4	1	2	10	33	.330	11	1	32	1	.295	0	1	1-1	75	30	2	.981	
Opponents	.265	3	98	14	26	7	0	2	12	39	.398	9	0	25	1	.327	0	0	2-3	81	26	0	1.000	

LOB - Team (22), Opp (18). DPs turned - Team (1), Opp (1).

(at Kentucky Sorted by Earned run avg)

Player	era	w-l	app	gs	cg	sho	sv	ip	h	r	er	bb	so	2b	3b	hr	b/avg	wp	hp	bk	sfa	sha		
45 Gonzalez, Joseph	0.00	0-0	1	1	0	0/0	0	5.0	3	0	0	2	3	0	0	0	.167	0	0	1	0	0		
21 Bright, Trace	3.60	1-0	1	1	0	0/0	0	5.0	5	2	2	0	5	1	0	1	.250	0	0	0	0	0		
46 Allsup, Chase	6.00	0-0	2	0	0	0/0	0	3.0	3	2	2	0	2	1	0	1	.250	0	0	0	0	0		
18 Barnett, Mason	10.80	0-1	1	1	0	0/0	0	3.1	5	4	4	2	5	2	0	0	.333	0	0	0	0	0		

40 Burkhalter, Blake	0.00	0-0	1	0	0	0/0	1	2.0	1	0	0	0	1	0	0	0	.167	0	0	0	0	0		
43 Isbell, Chase	0.00	0-0	1	0	0	0/0	0	2.0	2	0	0	1	3	0	0	0	.286	0	0	0	0	0		
32 Swilling, Carson	0.00	0-0	1	0	0	0/0	0	1.0	1	0	0	0	1	1	0	0	.333	0	0	0	0	0		
14 Fuller, Brooks	0.00	0-0	1	0	0	0/0	0	0.1	0	0	0	0	1	0	0	0	.000	0	0	1	0	0		
47 Sheehan, Tommy	4.50	0-0	1	0	0	0/0	0	2.0	1	1	1	1	1	0	0	0	.143	1	0	0	0	0		
41 Armstrong, John	27.00	0-0	2	0	0	0/0	0	0.2	4	2	2	1	2	1	0	0	.667	0	0	0	0	0		
29 Skipper, Carson	40.50	0-1	1	0	0	0/0	0	0.2	1	3	3	2	1	1	0	0	.333	0	0	0	0	0		
Totals	4.68	1-2	3	3	0	0/0	1	25.0	26	14	13	9	25	7	0	2	.265	1	0	2	0	0		
Opponents	3.33	2-1	3	3	0	0/0	1	27.0	21	10	10	11	32	4	1	2	.210	1	1	0	0	1		

SBA/ATT - LaRue, N. (1-2), Fuller, B. (1-1), Dyal, R. (1-1), Burkhalter (0-1), Gonzalez, J. (1-1).

TV/RADIO ROSTER



1 BLAKE RAMBUSCH



2 JOSH HALL



4 BRODY MOORE




5 KASON HOWELL



6 RYAN DYAL



7 COLE FOSTER



8 BRYSON WARE



9 CADE GRANZOW



11 GARRETT FARQUHAR



13 BEN SCHORR




14 BROOKS FULLER



16 CAM HILL



17 SONNY DICHIARA



18 MASON BARNETT



19 BROOKS CARLSON



20 HAYDEN MULLINS



21 TRACE BRIGHT




22 GARRETT WADE




23 PARKER CARLSON



27 BOBBY PEIRCE



28 NATE LARUE



29 CARSON SKIPPER



31 MIKE BELLO



32 CARSON SWILLING




34 BEN BOSSE



37 MASON LAND



40 BLAKE BURKHALTER




41 JOHN ARMSTRONG



43 CHASE ISBELL



44 GRANT NEWTON



45 JOSEPH GONZALEZ



46 CHASE ALLSUP



47 TOMMY SHEEHAN



50 JAKE WYANDT



51 LUKE BURK



52 JORDAN ARMSTRONG



54 KONNER COPELAND



57 TYLER DRABICK



72 BRODY MOSS



30 BUTCH THOMPSON



35 KARL NONEMAKER



39 GABE GROSS



15 TIM HUDSON