



2021 AUBURN BASEBALL

AUBURN ATHLETICS COMMUNICATIONS: 392 SOUTH DONAHUE DRIVE || AUBURN, AL 36849 || AUBURNTIGERS.COM || @AUBURN_BASEBALL

2021 SCHEDULE

Day	Date	Opponent	Time/Result
FRI	FEB. 19	PRESBYTERIAN	W, 14-3
SAT	FEB. 20	PRESBYTERIAN	W, 6-1
SUN	FEB. 21	PRESBYTERIAN	W, 2-1 (10)
TUE	FEB. 23	ALABAMA A&M	W, 18-2 (7)
WED	FEB. 24	ALABAMA A&M	W, 33-0
Fri	Feb. 26	vs. #25 Oklahoma	L, 3-4 (10)
Sat	Feb. 27	vs. Baylor	L, 6-12
Sun	Feb. 28	vs. Texas A&M	W, 6-1
TUE	MAR. 2	JACKSONVILLE STATE	PPD
FRI	MAR. 5	#18 BOSTON COLLEGE	L, 2-8
SAT	MAR. 6	#18 BOSTON COLLEGE	W, 16-1
SUN	MAR. 7	#18 BOSTON COLLEGE	L, 9-11 (10)
Tue	Mar. 9	at UAB	W, 6-5
FRI	MAR. 12	LITTLE ROCK	W, 7-0
SAT	MAR. 13	LITTLE ROCK	W, 6-0
SUN	MAR. 14	LITTLE ROCK	L, 6-12
Tue	Mar. 16	at Lipscomb	W, 9-7
Fri	Mar. 19	at #4 Ole Miss*	L, 0-1
Sat	Mar. 20	at #4 Ole Miss*	L, 5-6
Sun	Mar. 21	at #4 Ole Miss*	L, 11-19
Tue	Mar. 23	vs. South Alabama	PPD
FRI	MAR. 26	KENTUCKY*	L, 6-8 (10)
SAT	MAR. 27	KENTUCKY*	L, 6-7
SUN	MAR. 28	KENTUCKY*	L, 4-6
Thu	Apr. 1	at #1 Arkansas*	6:30 pm
Fri	Apr. 2	at #1 Arkansas*	6:30 pm
Sat	Apr. 3	at #1 Arkansas*	2 pm
TUE	APR. 6	KENNESAW STATE	6 PM
FRI	APR. 9	MISSISSIPPI STATE*	6 PM
SAT	APR. 10	MISSISSIPPI STATE*	2 PM
SUN	APR. 11	MISSISSIPPI STATE*	2 PM
Tue	Apr. 13	at Georgia Tech	5 pm
Thu	Apr. 15	at Alabama*	6 pm
Fri	Apr. 16	at Alabama*	6 pm
Sat	Apr. 17	at Alabama*	1 pm
TUE	APR. 20	SAMFORD	6 PM
WED	APR. 21	JACKSONVILLE STATE	6 PM
FRI	APR. 23	FLORIDA*	6 PM
SAT	APR. 24	FLORIDA*	11 PM
SUN	APR. 25	FLORIDA*	1 PM
Thu	Apr. 29	at Georgia*	6 pm
Fri	Apr. 30	at Georgia*	6 pm
Sat	May 1	at Georgia*	11 am
TUE	MAY 4	UAB	6 PM
THU	MAY 6	LSU*	6:30 PM
FRI	MAY 7	LSU*	7 PM
SAT	MAY 8	LSU*	2 PM
Tue	May 11	at Samford	6 pm
FRI	MAY 14	TEXAS A&M*	6 PM
SAT	MAY 15	TEXAS A&M*	2 PM
SUN	MAY 16	TEXAS A&M*	1 PM
TUE	MAY 18	NORTH ALABAMA	6 PM
Thu	May 20	at Missouri*	TBA
Fri	May 21	at Missouri*	TBA
Sat	May 22	at Missouri*	TBA

POSTSEASON

May 25-30	SEC Tournament	TBA
June 4-7	NCAA Regionals	TBA
June 11-14	NCAA Super Regionals	TBA
June 19-30	NCAA College World Series	TBA

Home games in **BOLD CAPS**

All home games at Plainsman Park | All times central



GAMES 23-25

FAYETTEVILLE, ARK. (Baum-Walker Stadium)



AUBURN TIGERS (11-11, 0-6 SEC)

Head Coach: Butch Thompson (Birmingham-Southern, 1992)

Career Record: 204-147 (7th season) | Record at Auburn: 165-126 (6th season)

VS



#1 ARKANSAS RAZORBACKS (20-3, 5-1 SEC)

Head Coach: Dave Van Horn (Arkansas, 1988)

Career Record: 1,305-632 (33rd season) | Record at Arkansas: 720-392 (19th season)

» QUICK HITTERS

- This weekend marks Auburn's third road weekend in the first seven weeks of the season. The Tigers haven't had three road weekends in the first seven weeks of a season since 2015.
- Tyler Miller's .420 batting average is 31 points higher than the SEC's No. 2 qualifying hitter. Miller ranks in the top 25 in the NCAA in hits, home runs, RBI, slugging and total bases.
- Jack Owen returns to the starting rotation after injuring his finger in the preseason. This weekend will mark the team's sixth different starting rotation through seven weeks.
- Auburn has utilized 19 different starting lineups through 22 games this season.
- The Tigers are 47-46 all-time against Arkansas but trail the Razorbacks 18-24 in Fayetteville.
- Auburn is looking for the team's first road win in the series since 2014.
- Arkansas represents the first No. 1 team the Tigers have played since taking on No. 1 Florida in Gainesville on two occasions in 2018 (2-4).
- Three teams on Auburn's schedule have already occupied the top spot at some point this season.

PITCHING MATCHUP

AUBURN		ARKANSAS	
THU SR RHP Cody Greenhill	(2-0, 1.71)	vs. JR LHP Patrick Wicklander	(1-0, 2.33)
FRI SR LHP Jack Owen	(0-1, 23.14)	vs. SR RHP Zebulon Vermillion	(2-0, 3.14)
SAT FR RHP Joseph Gonzalez	(0-2, 5.28)	vs. GR LHP Lael Lockhart	(1-1, 2.77)

GAME INFO

Date: Thursday-Saturday, Apr. 1-3, 2021
Game Time: 6:30 p.m. / 6:30 p.m. / 2 p.m.
Site: Fayetteville, Ark. / Baum-Walker (10,737)
TV: SEC Network+
Talent: Brett Dolan (pxp), Troy Eklund (color)
Radio: 93.9/95.9 FM | AuburnTigers.com | Tuneln
Talent: Andy Burcham, Brad Law
Live Stats: StatBroadcast.com
Twitter Updates: @AuburnBaseball
Postgame Recap: AuburnTigers.com
Series History: Auburn leads, 47-46
Auburn: Auburn leads, 24-18
Fayetteville: Auburn trails, 18-24
Neutral: Auburn leads, 5-4
Last Meeting: Arkansas 8, Auburn 0 (4/6/19)
Streak: L2

AUBURN

11-11, 0-6 SEC

Team Leaders

Batting Average: JR IF **Tyler Miller** (.420)
Runs: JR IF **Tyler Miller** (22)
2B: GR IF **Rankin Woley** (8)
HR: JR IF **Tyler Miller** (8)
RBI: JR IF **Tyler Miller** (31)
Stolen Bases: JR OF **Kason Howell** (5-7)

ARKANSAS

20-3, 5-1 SEC

Team Leaders

Batting Average: SR C **Casey Optiz** (.338)
Runs: JR OF **Christian Franklin** (25)
2B: SR C **Casey Optiz** (6)
HR: JR OF **Christian Franklin** (7)
RBI: JR IF **Brady Slavens** (25)
Stolen Bases: Two tied (5-5)

POTENTIAL STARTING LINEUP

Pos.	#	Player	AVG	AB	R	H	2B	3B	HR	RBI	SB-SBA	BB
C	41	Steven Williams	.228	79	19	18	6	0	3	15	0-0	14
1B	10	Tyler Miller	.420	81	22	34	4	1	8	31	2-3	10
2B	19	Brody Moore	.313	80	17	25	3	0	1	21	0-2	9
3B	4	Rankin Woley	.333	81	18	27	8	0	2	11	1-1	7
SS	9	Ryan Bliss	.368	87	18	32	3	0	6	15	3-5	6
LF	1	Judd Ward	.281	57	12	16	2	0	2	8	0-1	8
CF	5	Kason Howell	.254	71	10	18	4	0	2	14	5-7	16
RF	8	Bryson Ware	.313	67	21	21	4	1	2	15	3-4	9
DH	16	Cam Hill	.325	40	7	13	1	1	3	17	0-0	6

AUBURN'S RECORD WHEN...

	2021	Under Thompson
Overall	11-11	165-126
SEC	0-6	53-72
Non-Conference	11-5	100-44
Postseason	0-0	15-13
Home	8-6	114-55
Away	2-3	35-54
Neutral	1-2	14-15
Current streak	L6	L6
Last 5 games	0-5	0-5
Last 10 games	3-7	3-7

Situational:

AU scores first	10-3	111-41
Opp. scores first	1-8	54-85
AU scores 4+ runs	10-8	151-52
AU scores 3 runs or less	1-3	14-74
AU leads after 7 innings	8-2	134-12
8 innings	9-2	154-11
AU trails after 7 innings	1-7	12-95
8 innings	0-8	4-101
Game tied after 7 innings	1-2	16-16
8 innings	1-1	3-10
Extra Innings	1-3	7-13
1-run games	2-4	31-33
2-run games	1-3	18-11
3-run games	0-0	18-16
Games decided by 5+ runs	8-4	83-39
vs. LH Starter	3-4	51-38
vs. RH Starter	8-7	114-88
More hits than opponent	11-2	125-22
Fewer hits than opponent	0-7	25-94
Hits are tied	0-2	13-11
AU has 10+ hits	7-7	102-48
Opp. has 10+ hits	0-9	38-79
Hit a home run	7-8	105-45
Opp. hits a home run	3-8	64-78
AU quality start	2-1	56-19
Opp. quality start	2-3	21-50
AU commits no errors	5-2	72-31
Opp. commits no error	2-4	41-62

By Day:

Sunday	2-3	26-24
Monday	0-0	1-2
Tuesday	3-0	34-15
Wednesday	1-0	13-5
Thursday	0-0	5-11
Friday	2-4	40-28
Saturday	3-4	43-39
Day Games (first pitch before 6 p.m.)	10-8	102-68
Night Games (first pitch after 6 p.m.)	1-3	63-58
Doubleheaders	0-2	20-12

By Month:

February	6-2	41-12
March	5-9	61-35
April	0-0	31-36
May	0-0	21-35
June	0-0	10-7

By Jersey:

White	1-3	49-28
Blue	4-3	29-24
Orange	2-2	36-25
Gray	1-1	17-31
Pinstripes	3-2	24-16
Cream Throwback	0-0	8-2

UNIVERSITY INFORMATION

Location	Auburn, Ala.
Enrollment	30,440
Founded	October 1, 1856
Nickname	Tigers
Colors	Burnt Orange and Navy Blue
President	Dr. Jay Gogue
Athletics Director	Allen Greene
Conference	Southeastern (SEC West)
Stadium / Capacity	Samford Stadium-Hitchcock Field at Plainsman Park / 4,096
Ticket Office Phone	855-282-2010

BASEBALL COACHING / SUPPORT STAFF

Head Coach	Butch Thompson (Birmingham-Southern, 1992)
Record at Auburn / Seasons	165-126 (.567) / 6th
Career Coaching Record / Seasons	204-147 (.581) / 7th
Assistant Coach	Karl Nonemaker (Vanderbilt, 2002)
Assistant Coach	Gabe Gross (Auburn, 2012)
Volunteer Assistant	Tim Hudson (Auburn)
Student Assistant	Dan Gamache (Auburn)
Director of Operations	Greg Drye (Southern Miss, 1998)
Player Development & Data Analyst	Blake Logan (Auburn, 2017)
Athletic Trainer	Anthony Sandersen (South Dakota State, 2004)
Strength & Conditioning	Chris Joyner (Minnesota State - Mankato, 2001)

PROGRAM HISTORY

Modern Era Program Record (since 1949)	1,974-1,359-4 (.593)
College World Series Appearances / Last	5 / 2019
College World Series Record	3-10 (.231)
NCAA Regional Appearances/ Last	22 / 2019
NCAA Regional Record	51-45 (.531)
NCAA Super Regional Appearances / Last	3 / 2019
NCAA Super Regional Record	3-5 (.375)
Last Postseason Opponent	Louisville / 2019 College World Series
Result	Lost, 5-3

POSTSEASON HISTORY

College World Series Appearances: 5 (1967, 1976, 1994, 1997, 2019)

Super Regional Appearances: 3 (1999, 2018, 2019)

NCAA Regional Appearances: 22 (1963, 1967, 1976, 1978, 1987, 1989, 1993-95, 1997-2003, 2005, 2010, 2015, 2017, 2018, 2019)

NCAA Regional Titles: 7 (1967, 1976, 1994, 1997, 1999, 2018, 2019)

MEDIA RELATIONS

Baseball Contact: George Nunnelley, Asst. Director - Athletics Comm.
Cell: 502-609-9982
Email: gnunnelley@auburn.edu
Twitter: @gnunnelley
Associate AD: Kirk Sampson

2021 AUBURN BASEBALL ROSTER

No.	Name	Pos.	Cl.	B/T	Ht.	Wt.	Exp.	Hometown (Previous School)
1	Judd Ward	OF	Sr.	L/R	6-1	195	3L	Russellville, Ala. (Russellville)
2	Josh Hall	OF	R-So	L/R	5-9	185	TR	Homewood, Ala. (Ole Miss)
3	Brayton Brown	OF	So.	R/R	5-9	190	1L	Selma, Ala. (Morgan Academy)
4	Rankin Woley	IF	Gr.	R/R	6-0	210	2L	Atlanta, Ga. (Chattahoochee Valley)
5	Kason Howell	OF	Jr.	R/R	6-0	185	2L	Argyle, Texas (Liberty Christian)
6	Bobby Peirce	OF	R-So.	R/R	6-2	195	JC	Scottsdale, Ariz. (South Mountain)
7	Cole Foster	IF	Fr.	S/R	6-1	190	HS	Plano, Texas (Plano Senior)
8	Bryson Ware	IF	So.	R/R	6-2	195	JC	Madison, Miss. (Pearl River)
9	Ryan Bliss	IF	Jr.	R/R	5-9	165	2L	LaGrange, Ga. (Troup)
10	Tyler Miller	IF/OF	Jr.	L/R	6-2	193	1L	Spanish Fort, Ala. (East Mississippi)
11	Kade Snell	LHP	Fr.	L/L	6-1	225	HS	Dothan, Ala. (Wicksburg)
12	Carter Frederick	RHP/OF	Fr.	R/R	6-4	225	HS	Chelsea, Ala. (Chelsea)
13	Ben Schorr	C	Fr.	R/R	6-1	205	HS	Columbus, Ga. (Columbus)
14	Brooks Fuller	LHP	Jr.	L/L	6-2	215	2L	Auburn Ala. (Auburn)
16	Cam Hill	DH/LHP	Fr.	L/L	6-3	210	HS	Madison, Ala. (Bob Jones)
17	Ryan Dyal	C	R-Fr.	L/R	6-0	190	HS	Senoia, Ga. (East Coweta)
18	Mason Barnett	RHP	So.	R/R	6-1	205	1L	Cartersville, Ga. (Cartersville)
19	Brody Moore	IF/UTL	Jr.	R/R	6-0	185	2L	Oneonta, Ala. (Oneonta)
20	Cody Greenhill	RHP	Sr.	R/R	6-4	216	3L	Russellville, Ala. (Russellville)
21	Trace Bright	RHP	So.	R/R	6-4	185	1L	Montgomery, Ala. (Trinity Presbyterian)
22	Garrett Wade	LHP	Jr.	L/L	6-2	205	2L	Hartselle, Ala. (Hartselle)
23	Peyton Glavine	LHP	R-Jr.	R/L	5-11	176	2L	Alpharetta, Ga. (Blessed Trinity)
24	Peyton Sybrandt	C	Fr.	L/R	6-3	210	HS	Baton Rouge, La. (Episcopal School)
25	Johnny Ceccoli	IF/OF	So.	L/R	6-2	210	1L	Tyler, Texas (All Saints Episcopal)
26	Hayden Mullins	LHP	So.	L/L	6-0	185	1L	Gallatin, Tenn. (Hendersonville)
27	Seb Thomas	RHP	So.	R/R	6-5	250	1L	Brookhaven, Ga. (Marist)
28	Nate LaRue	C	So.	R/R	6-3	210	1L	Mobile, Ala. (McGill-Toolen)
29	Carson Skipper	LHP	Jr.	L/L	6-3	210	2L	Trussville, Ala. (Hewitt-Trussville)
32	Carson Swilling	RHP	Fr.	R/R	6-1	185	HS	Smiths Station, Ala. (Smiths Station)
33	Will Morrison	RHP	R-So.	R/R	6-2	190	1L	Cullman, Ala. (Cullman)
34	John Samuel Shenker	IF	R-Jr.	R/R	6-3	250	1L	Albany, Ga. (Colquitt County)
36	Jack Sokol	RHP	Fr.	R/R	6-4	192	HS	New Albany, Ohio (New Albany)
40	Blake Burkhalter	RHP	So.	R/R	6-0	185	1L	Dothan, Ala. (Northview)
41	Steven Williams	OF	Sr.	L/R	6-3	216	3L	Albany, Ga. (Deerfield-Windsor)
43	Richard Fitts	RHP	Jr.	R/R	6-3	215	2L	Helena, Ala. (Helena)
44	Jack Owen	LHP	Sr.	L/L	6-2	204	3L	Aliso Viejo, Calif. (JSerra)
45	Joseph Gonzalez	RHP	Fr.	R/R	6-4	215	HS	Humacao, P.R. (Leadership Christian Academy)
47	Garrett Farquhar	IF	Sr.	R/R	5-11	185	1L	Hoover, Ala. (Shelton State)

COACHES & STAFF

30	Butch Thompson	Head Coach	Sixth Year
35	Karl Nonemaker	Assistant Coach	Fourth Year
39	Gabe Gross	Assistant Coach	Fourth Year
15	Tim Hudson	Volunteer Assistant Coach	Second Year
	Dan Gamache	Student Assistant Coach	Second Year
	Greg Drye	Director of Operations	Sixth Year
	Anthony Sandersen	Athletic Trainer	Fourth Year
	Blake Logan	Player Development & Data Analyst	Second Year
	Chris Joyner	Strength & Conditioning	Third Year

PRONUNCIATION GUIDE

Johnny CECCOLI	Suh-CO-lee
Ryan DYAL	DIAL
Garrett FARQUHAR	FAR-kwar
KASON Howell	KAY-son
Ben SCHORR	SHORE
John Samuel SHENKER	SHANK-er
Jack SOKOL	SOAK-ull
Peyton SYBRANDT	SIGH-brandt
Rankin WOLEY	WOE-lee

30 BUTCH THOMPSON HEAD COACH

THE AUBURN SKIPPER

- Eight College World Series appearances / 17 postseason appearances
- 2013 National Runner-up (Mississippi State)
- 2001 National Champion (Birmingham-Southern)
- 2014 Baseball America/ABCA National Assistant Coach of the Year
- 2006 FCA Coach of the Year
- Coached 16 pitchers who went on to pitch in the Major Leagues
- Recruited and coached 32 pitchers who were drafted out of college that weren't drafted out of high school

Butch Thompson enters his sixth season at the helm of the program in 2021, posting a record of 154-115 in his first five seasons. He led the program to the first College World Series appearance in 22 years in 2019 and has taken the Tigers to three straight regionals for the first time since 2001-03.

Butch Thompson was named Auburn's head baseball coach on October 22, 2015 and enters his sixth season with the Tigers in 2021.

Thompson, who spent three seasons as an assistant coach and recruiting coordinator at Auburn from 2006-08, returned to The Plains after seven seasons at Mississippi State as both associate head coach and pitching coach.

A native of Amory, Miss., Thompson has coached 30 Division I All-Americans and 39 all-conference performers. He has seen 16 of his former pitchers make their Major League Baseball debuts, including 10 since 2014. Thompson has also turned 32 pitchers who went undrafted out of high school into MLB draft picks.

Thompson had three pitchers drafted in the first 11 rounds in 2014 and five pitchers drafted, including three in the top 10 rounds, in 2013. He added a first-round selection in the 2016 draft, a third-round pick in Keegan Thompson in 2017 and the first No. 1 overall pick in program history in Casey Mize in 2018. With Tanner Burns also going as a supplemental first round pick in 2020, Auburn became one of four programs with a pair of pitchers drafted in the first round in the last three years.

Along with his pitching pedigree, Thompson is also considered one of the top recruiters in the country. Since 2003, he has secured 13 recruiting classes that were ranked in the top 10 by either Baseball America or Perfect Game, including the No. 5 signing class in 2017 and a program record No. 4 class in 2018. His classes signed from 2006-08 at Auburn each ranked in the top 18 nationally, including the No. 5 class in 2008, which included All-American and SEC Player of the Year Hunter Morris.

In 28 years of coaching at the collegiate level, including 19 in the Southeastern Conference, Thompson has coached eight College World Series participants, including leading the Tigers to the program's first trip to the College World Series in 22 years in 2019. Thompson has also coached one national champion and a national runner-up, won nine conference championships and made 17 postseason appearances. He has also served as an assistant under three National Coach of the Year recipients.

Thompson was named the 2006 Fellowship of Christian Athletes SEC Coach of the Year while at Auburn and the 2014 Baseball America and American Baseball Coaches Association (ABCA) National Assistant Coach of the Year while at Mississippi State.

Thompson has returned the Tigers to prominence in five seasons on The Plains as he has guided the team to a 154-115 overall record and three straight NCAA Tournament appearances for the first time since 2001-03, including back-to-back super regionals for the first time in program history. After advancing to the College World Series in 2019 and a winner-take-all game three in the Gainesville Super Regional in 2018, the Tigers have finished each of the last two full seasons ranked as high as No. 8 and No. 9, respectively. It marked the third time in program history the team has finished back-to-back seasons in the top 10.

Entering the 2019 postseason as the No. 2 seed in the Atlanta Regional, Auburn became the only program to sweep a regional on the road in each of the last two seasons before also becoming the first team to defeat North Carolina in a Chapel Hill Super Regional in 2019, punching its ticket to Omaha for the first time since 1997.

In seven seasons at MSU, Thompson made four NCAA regional trips, two Super Regionals, won the SEC Tournament and advanced to the College World Series finishing as NCAA runner-up in 2013. In three of his last four seasons in Starkville, the Bulldogs' staff ERA finished no higher than 3.06. Thompson's 2013 pitching staff was one of two nationally to finish in the top 15 in ERA, strikeouts per nine



innings and hits allowed per nine innings.

In addition to his experience at Auburn and Mississippi State, Thompson also spent four seasons at Georgia from 2002-05, including a trip to the College World Series in 2004. While there, he guided the development of future Major Leaguers Josh Fields, Mitchell Boggs and Brooks Brown.

Thompson launched his coaching career as pitching coach and top assistant at Huntingdon College (Ala.) in 1993, before returning to his alma mater in Birmingham, where he helped lead the Panthers to back-to-back Southern States Conference Championships and in 1995 coached BSC to its first NAIA World Series berth.

Thompson left BSC briefly to serve as head coach at Jefferson State Community College in Birmingham in 1997. While at JSCC, he was honored as the Regional Tournament Coach of the Year, the ABCA Alabama Junior College Coach of the Year and the Southeast Region Coach of the Year after guiding JSCC to a 39-21 mark, the AJCAA Region 22 State Championship and a third-place finish in the NJCAA Division II World Series.

He returned to Birmingham-Southern as top assistant the following season, beginning a four-year run during the most successful span in BSC baseball history. The Panthers won 196 games and four TranSouth Conference Championships and made three-consecutive appearances in the NAIA World Series. BSC's 2001 team posted a school-best 55-11 mark and captured the NAIA National Championship.

In 2002, Thompson joined the SEC baseball coaching fraternity as a pitching coach and recruiting coordinator at Georgia and has been a part of the league for the past 17 seasons.

Thompson currently serves as the large-school representative for the Alabama Baseball Coaches Association and is an All-American committee member representing the South region for the ABCA.

Thompson prepped at Amory (Miss.) High School and later starred as a pitcher at Itawamba (Miss.) Community College from 1989-90. On Oct. 25, 2014, Thompson was inducted into the ICC Athletic Hall of Fame.

He earned a Bachelor's Degree in History at BSC in 1992 and completed a Master's Degree in Sports Administration at UAB in 1996. He is married to the former Robin Ashe of Birmingham, Ala., and they are the parents of three daughters --- Anna, Olivia and Madelyn Gail.

NATIONAL POLLS

NEWS & NOTES

BASEBALL AMERICA

Mar. 29

1. Arkansas*
2. Vanderbilt
3. Ole Miss*
4. Texas Tech
5. Mississippi State*
6. Louisville
7. Texas
8. East Carolina
9. Georgia Tech*
10. Tennessee
11. South Carolina
12. Notre Dame
13. Virginia Tech
14. Florida*
15. UCLA
16. Arizona
17. Pittsburgh
18. Florida State
19. Oregon
20. Miami
21. North Carolina
22. TCU
23. Louisiana Tech
24. Michigan
25. Indiana State

D1 BASEBALL

Mar. 29

1. Vanderbilt
2. Arkansas*
3. Ole Miss*
4. Texas Tech
5. Texas
6. Georgia Tech*
7. Louisville
8. Mississippi State*
9. Tennessee
10. UCLA
11. East Carolina
12. TCU
13. Notre Dame
14. South Carolina
15. Florida*
16. Oklahoma State
17. Louisiana Tech
18. Florida State
19. Miami
20. Oregon
21. Oregon State
22. Arizona
23. Virginia Tech
24. Pittsburgh
25. Michigan

USA TODAY

Mar. 29

1. Vanderbilt
2. Arkansas*
3. Ole Miss*
4. Texas Tech
5. Louisville
6. Tennessee
7. Mississippi State*
8. Texas
9. UCLA
10. Georgia Tech*
11. TCU
12. East Carolina
13. Florida*
14. Notre Dame
15. South Carolina
16. Oklahoma State
17. Oregon State
18. Miami
19. Louisiana Tech
20. Oregon
21. Arizona
22. Florida State
23. Michigan
24. Stanford
25. LSU*

NCBWA

Mar. 29

1. Vanderbilt
2. Arkansas*
3. Ole Miss*
4. Texas Tech
5. Louisville
6. Texas
7. Tennessee
8. Mississippi State*
9. UCLA
10. East Carolina
11. TCU
12. Georgia Tech*
13. Florida*
14. Oregon State
15. Notre Dame
16. South Carolina
17. Oklahoma State
18. Miami
19. Arizona
20. Louisiana Tech
21. Oregon
22. Florida State
23. Michigan
24. Stanford
25. LSU*

PERFECT GAME

Mar. 29

1. Vanderbilt
2. Arkansas*
3. Ole Miss*
4. Texas Tech
5. Louisville
6. Indiana
7. Texas
8. Georgia Tech*
9. Tennessee
10. East Carolina
11. TCU
12. UCLA
13. Mississippi State*
14. Michigan
15. Notre Dame
16. South Carolina
17. Florida*
18. Louisiana Tech
19. Arizona
20. Oregon
21. Florida State
22. Miami
23. Indiana State
24. North Carolina
25. Pittsburgh

COLLEGIATE BASEBALL

Mar. 29

1. Vanderbilt
2. Ole Miss*
3. Texas Tech
4. Arkansas*
5. Louisville
6. Texas
7. Tennessee
8. South Carolina
9. UCLA
10. Florida*
11. Oklahoma State
12. Mississippi State*
13. Oregon State
14. Arizona State
15. East Carolina
16. Michigan
17. Notre Dame
18. Georgia Tech*
19. Arizona
20. North Carolina
21. Kentucky*
22. Oregon
23. Georgia*
24. Stanford
25. TCU

AUBURN IN THE POLLS

BA D1 CB NC PG USA

Pre. NR 23 NR 25 17 NR
 2/22 NR 21 NR 22 17 N/A
 3/1 NR NR NR NR 22 25
 3/8 NR NR NR NR NR NR
 3/15 NR NR NR NR NR NR
 3/22 NR NR NR NR NR NR
 3/29 NR NR NR NR NR NR

ROAD WARRIORS

- This weekend will mark Auburn's third weekend away from Plainsman Park in the first seven weeks of the season.
- Auburn hasn't had three road series in the first seven weeks of the season since 2015.
- The games will be the ninth, 10th and 11th road contests in the first 25 games of the year.

TOUGH TESTS AHEAD

- Arkansas represents the first No. 1 team the Tigers have played since taking on No. 1 Florida in Gainesville on two occasions in 2018.
- The Razorbacks also represent the second straight top five foe the Tigers have played on the road to start SEC play.
- The Tigers have played seven games against ranked opponents this season and are scheduled to play 16 more games against ranked opponents, starting this weekend.

JACK IS BACK

- Senior lefty Jack Owen is set to make his first start of the season Friday.
- Owen injured a finger on his throwing hand in the preseason and has made a relief appearance each of the last two weekends.
- In 14 starts since the beginning of the 2019 season, Owen is 6-3 with a 3.32 ERA. He has struck out 68 batters and issued 15 walks in 76.0 innings during the span.

THE SWITCH UP

- This weekend's starting rotation of Greenhill, Owen and Gonzalez will mark Auburn's sixth different starting rotation in the first seven weeks of the season.
- The Tigers have also used 19 different starting lineups through 22 games.

MISSING PIECES

- Auburn's potential opening weekend rotation of Richard Fitts, Cody Greenhill and Jack Owen have all missed time due to injuries this season.
- Owen has made just two relief appearances this season, while Greenhill missed a start vs. Boston College and Fitts hasn't started a game since Mar. 5.
- The trio entered the season with 112 combined appearances in their careers but have combined to make just 12 combined appearances through six weeks.

DIGGING THE LONG BALL

- Auburn's 32 homers through 22 games are five shy of the pace the 2010 team that set the single season program record with 131 home runs was on thru 22 games.
- Kason Howell became the 11th player to homer in a game with his first career long ball at Lipscomb on Mar. 16. The Tigers haven't had 11 players homer in a season since 2010.
- Nine players have two or more home runs this season.

DEPTH FOR DAYS

- Seventeen Auburn players have earned at least one start through 22 games this season.
- Seven qualifying hitters are hitting .300 or better, led by Tyler Miller's SEC leading .420 average.
- Sixteen pitchers have made an appearance this season, including 13 who have made five or more.

PROLIFIC OFFENSE

- Auburn finished the shortened 2020 season as the national leader in batting average (.330) and also ranked in the top 10 in the country in hits (210), doubles (51), runs (158) and on-base percentage (.421).
- Through 22 games, the Tigers have scored 181 runs on 244 hits and are hitting .309 with a .400 on-base percentage.
- Auburn has more hits (454) than any other D1 team and the fourth most and runs (339) since the start of 2020.

100 HIT CLUB

- Auburn has four players with 100+ hits in an Auburn uniform - Williams (158), Bliss (131), Ward (130) and Woley (126).
- The Tigers are one of two teams in the country (Wake Forest) to have four players with 100+ hits.
- Both teams have a fifth player approaching 100 career hits as Auburn center fielder Kason Howell has 91 career hits and Wake Forest infielder Michael Turnconi has 88 career hits.

IS T-MILL FOR REAL?

- Tyler Miller reached base in nine straight plate appearances from Feb. 27-Mar. 5, going 8-for-8 with four runs, a double, triple, homer and four RBI during the stretch.
- Miller's .420 batting average is 31 points higher than the SEC's No. 2 qualifying hitter.
- He ranks in the top 25 in the country in hits (34), home runs (8), RBI (31), slugging (.790) and total bases (64).
- The Spanish Fort, Alabama, native has multiple hits in 11 of 21 games and multiple RBI in eight contests this season, including five games with three or more RBI.

BLISSSTERING BASEBALLS

- Shortstop Ryan Bliss has started and played in all but two games since stepping foot on campus in 2019.
- Bliss has multiple hits in 39 of 76 games since April 1, 2019 and is hitting .344 (107-for-311) during the span.
- He has multiple hits in eight of the last nine games and is hitting .400 (18-for-45) during the current stretch of games.

RANKIN IS ROLLIN'

- Rankin Woley snapped a career best 12-game hitting streak during which he hit .417 (20-for-48) last Friday.
- His 12-game hitting streak was the longest by an Auburn player since Jonah Todd (16) and Dylan Ingram (13) in 2017.
- The graduate third baseman is hitting .369 (55-for-149) with 31 runs, 16 doubles, four home runs and 33 RBI in 38 games since the start of last season.

SWING IT, STEVEN

- Senior outfielder Steven Williams ranks second among active SEC players in hits (158), home runs (26) and RBI (114).
- Williams would enter the top 10 in program history with nine or more home runs.

GETTING IT STARTED

- Despite both missing time with injuries this season, Ryan Bliss and Judd Ward have hit first and second in the Auburn lineup in 56 of the last 66 games dating back to 2019.
- During the 56-game span, the duo has hit .319 (148-for-464) with 99 runs, 24 doubles, three triples, 15 home runs and 77 RBI.

PROVEN VETERANS

- Seniors Cody Greenhill and Jack Owen entered the season as two of eight SEC pitchers with a career sub-4.00 ERA and 100+ IP.
- Greenhill entered 2021 with a 2.63 ERA in 133.2 IP while Owen had turned in a 3.76 clip in 124.1 IP.

RECORD-SETTING PERFORMANCE

- Auburn set the program record with 33 runs in a win against Alabama A&M on Feb. 24, eclipsing the previous mark of 32 runs against Troy on Mar. 2, 1994.
- The Tigers also tied the program record with 27 hits in the contest, matching the previous record set in the same game against the Trojans.
- The team scored 14 runs in the fourth inning, coming up two runs shy of the program record.
- Twelve players recorded a hit in the game and 10 had two or more, including all nine in the starting lineup.
- Nine players drove in two or more runs, including four players with four or more RBI, led by Brody Moore's seven.
- The Tigers totaled 11 doubles in the game and three players had a pair of two-baggers. It marked the first time since 2010 the team hit 10 or more doubles in a game.
- Bryson Ware set the single-game program record by scoring six runs in the contest.

WEALTH OF EXPERIENCE

- The Tigers return 12 position players, including seven players who started 10 or more games, and 10 pitchers from last year's team.
- The returning position players accounted for 76 percent of the runs, 77 percent of the RBI and 79 percent of the Tigers' hits in 2020.
- Despite losing two weekend starters in Tanner Burns and Bailey Horn, the returning pitchers accounted for 62 percent of the strikeouts, 66 percent of the innings pitched and 71 percent of the team's appearances in 2020.

ALL-SEC

- Ryan Bliss and Rankin Woley held down the left side of the infield on the Preseason All-SEC Team selected by the leagues head coaches earlier this month.
- The tandem are the first shortstop and third baseman teammates to both be named First Team Preseason All-SEC since Dalton Guthrie and Jonathan India of Florida in 2017.

ALL-AMERICA

- Three Tigers have been represented on Preseason All-America teams in Ryan Bliss, Richard Fitts and Rankin Woley.
- Baseball America: Bliss and Fitts (3rd)
- Collegiate Baseball: Bliss and Woley (3rd)
- D1 Baseball: Fitts (2nd)
- NCBWA: Woley (2nd)
- Perfect Game: Bliss (3rd)

HISTORIC RUN

- Auburn's appearance in the 2019 College World Series was the team's fifth all-time and the first since 1997.
- The Tigers have been to three straight regionals for the first time since 2001-03 and two straight super regionals for the first time in program history.
- The team has won 118 games in the last three full seasons, marking the most wins in a three-year span since winning 124 games from 1999-2001.

MR. 200

- Including a season at Jefferson State Community College, head coach Butch Thompson recorded his 200th career win in a 16-1 victory against Boston College on Mar. 6.

TIGERS IN THE PROS

- With MLB Opening Day Thursday, four former Auburn Tigers in Garrett Cooper (Marlins), Grant Dayton (Braves), Josh Donaldson (Twins) and Casey Mize (Tigers) will begin the season in the big leagues.
- Three other former Tigers in Ben Braymer (Nationals), Josh Palacios (Blue Jays) and Keegan Thompson (Cubs) will begin the season in Triple-A as members of their organization's 40-man roster, while Trey Wingenter (Padres) starts the season on the 60-day IL.

MLB SUCCESS ON STAFF

- With the addition of Tim Hudson prior to the 2020 season, Auburn's coaching staff has 62 years of experience in professional baseball, including 32 years in the MLB.
- Hudson went on the Hall of Fame ballot in 2021 and earned enough votes to remain on the ballot in 2022.
- Other members of the coaching and support staff with professional experience include Gabe Gross, Karl Nonemaker, Dan Gamache, Chris Joyner and Anthony Sandersen.

THE LAST TIME...

BATTING SUPERLATIVES

5 hits in a game Anfernee Grier at Kennesaw St. [5-for-6] (4/12/16)
 6 hits in a game Tyler Johnstone vs. Elon [6-for-7, 2B, 3B] (2/25/05)

Reached base 6 times Bryson Ware vs. Alabama A&M [3-5, 3B] (2/24/21)

4 runs in a game Judd Ward vs. Presbyterian (2/19/21)
5 runs in a game Rankin Woley vs. #18 Boston College (3/6/21)
6 runs in a game Bryson Ware vs. Alabama A&M (2/24/21)

10-game hitting streak Rankin Woley, 12 games (2/28-pres)
 15-game hitting streak Jonah Todd, 16 games, (4/8-5/7/17)
 20-game hitting streak A. Grier, 22 games, (5/31/15-3/22/16)
 25-game hitting streak Justin Fradejas, 27 games (3/23-5/7/10)
 30-game hitting streak Casey Dunn, 31 games (2/22 [G1]-4/15/97)

3 doubles in a game Jordan Ebert vs. Southern (2/26/16)
 4 doubles in a game Ken Dempsey vs. Georgia (1971)

2 triples in a game Jay Gonzalez vs. Alabama State (2/28/12)
 3 triples in a game never

2 home runs in one game Ryan Bliss at #4 Ole Miss (3/21/21)
 3 home runs in one game Tony Caldwell at Kentucky (4/9/11)

7 RBI in a game Brody Moore vs. Alabama A&M (2/24/21)
 8 RBI in a game Justin Bryant at Georgia (3/19/10)
 9 RBI in a game Hunter Morris at Georgia (3/21/10)
 10 RBI in a game Bob Berry vs. Huntington (4/15/82)

Grand slam home run Cam Hill vs. #18 Boston College (3/6/21)
 Inside-the-park home run Edouard Julien vs. Georgia Southern (2/17/19)
 HR to begin game Will Holland at #5 Ole Miss (5/12/18)
 Two HR in one inning Dan Glevenyak at Jacksonville State (8th) (5/7/13)
HR in consecutive at-bats Tyler Miller at Lipscomb (3/16/21)
 HR in three consecutive at-bats Edouard Julien vs. Alabama A&M/at UCF (2/20-22/19)
HR in consecutive games Cam Hill vs. #18 Boston College (3/6-7/21)
 HR in three consecutive games Conor Davis vs. Alabama A&M/Wright State (2/25-28/20)
 HR in three consecutive SEC games Trent Mummy (4/17-23/10)
 HR in four consecutive games Joseph Sanders (5/10-15/08)
 HR in four consecutive SEC games Mike Bianucci (5/2-9/08)
 HR in five consecutive games Tim Lemons (4/6-10/85)
 Walk-off HR Steven Williams at #7 Georgia Tech (6/1/19)
 Pinch-hit HR Johnny Ceccoli vs. Oakland (2/19/20)
 Pinch-hit grand slam Edouard Julien vs. BYU (G1 - 3/3/18)
 HR in first at-bat of season Steven Williams vs. Longwood (2/17/18)
 HR in both games of DH Dylan Ingram at #7 Mississippi St. (4/29/17)

Hit for the cycle Judd Ward [3B, 1B, HR, 2B] vs. Illinois-Chicago (G1 - 2/15/20)

Hit from both sides of plate in same inning Damon Haecker [5th inn.] vs. Jacksonville St. (3/15/17)
Two hits in same inning Bliss [1B, 1B] & Woley [2B, 1B] at #4 Ole Miss [8th] (3/21/21)

Stole home Justin Hargett vs. Davidson (Gm 2) [4th] (G1 - 3/3/10)
Stole two bases in a game Josh Hall vs. Alabama A&M (2/23/21)
 Stole three bases in a game Anfernee Grier vs. Southern (2/26/16)

Hit by a pitch 2 times in a game Rankin Woley vs. #18 Boston College (3/6/21)
 Hit by a pitch 3+ times in a game Dan Glevenyak at Alabama (4) (4/11/14)

Scored 20 or more runs 20 vs. Wright State (2/29/20)
 Scored 25 or more runs 25 vs. Longwood (2/17/18)
Scored 30 or more runs 33 vs. Alabama A&M (2/24/21)

Scored 5 runs in an Inning 5, vs. Little Rock (5th) (3/12/21)
 Scored 6 runs in an Inning 6, vs. Oakland (8th) (2/19/20)
 Scored 7 runs in an Inning 7, vs. Chicago State (3rd) (3/8/20)
 Scored 8 runs in an Inning 8, at UAB (5th) (3/19/19)
Scored 9 runs in an Inning 9, at #4 Ole Miss (8th) (3/21/21)
Scored 10+ runs in an Inning 14, vs. Alabama A&M (4th) (2/24/21)
 Recorded 10+ hits in an Inning 11, vs. Furman (5th) (2/12/00)
 Scored in every inning vs. Coppin State (3/18/14)

Recorded 15-19 hits 15, at #4 Ole Miss (3/21/21)
Recorded 20 or more hits 27, vs. Alabama A&M (2/24/21)

Hit 3 or more home runs in an inning 3, vs. Northeastern (6th) (G1 - 3/10/18)
Hit 3 or more home runs in a game 3, at #4 Ole Miss (3/21/21)
 Hit 5 or more home runs in a game 6, vs. Northeastern (G1 - 3/10/18)
 Hit 7 or more home runs in a game 7, vs. Mississippi State (5/8/10)
 Hit back-to-back home runs S. Williams & R. Woley at #4 Mississippi State (6th) (3/22/19)
 Hit back-to-back-to-back home runs B. Fletcher, H. Morris & K. Patterson vs. Mississippi State (5th) (5/8/10)

Had 5 doubles 5, vs. Oakland (2/19/20)
 Had 6 doubles 6, vs. Georgia Tech (3/13/18)
 Had 7 doubles 7, vs. Chicago State (3/8/20)
 Had 8 doubles 8, vs. BYU (G1 - 3/3/18)
Had 9+ doubles 11, vs. Alabama A&M (2/24/21)

Stole 5 bases in a game 5, vs. Bethune-Cookman (5/6/14)
 Stole 6 bases in a game 6, vs. #21 Tennessee (3/17/19)
 Stole 7 bases in a game 7, vs. Presbyterian (5/8/12)
 Stole 8 bases in a game 8, vs. Alcorn State (2/22/12)

Walked 10+ times 11, vs. Alabama A&M (2/24/21)
 Did not strike out in a game vs. Belmont (3/11/12)

PITCHING SUPERLATIVES

INDIVIDUAL
 Nine-inning no-hitter Casey Mize vs. Northeastern (3/9/18)
 Nine-inning no-hitter (combined) Mike Mueller [2.0], Lee Carter [1.0], Brandon Channell [1.0], Reid Price [1.0], Andrew Skinner [1.0], Arnold Hughey [1.0], Ken Clayton [1.0], Cory Duettt [0.2], Sean Jones [0.1] vs. UAB (3/19/02)

Seven-inning no-hitter Jason Johnson vs. LaGrange College (4/30/91)

Nine-inning perfect game Eric Brandon vs. Murray State (3/2/02)
 Seven-inning perfect game Jason Johnson vs. LaGrange College (4/30/91)

Nine-inning one-hitter (individual) Keegan Thompson vs. Presbyterian (3/1/14)
 Nine-inning one-hitter (combined) Tanner Burns [7.0], Cody Greenhill [2.0] vs. Chicago State (3/6/20)

Five-inning one-hitter Kevin Davis [3.2], Jacob Milliman [1.1], vs. Radford (2/22/15)

Nine-inning two-hitter Tanner Burns [9.0] vs. Cincinnati (3/1/19)

Complete game Jack Owen vs. UTSA (3/9/19)
 Complete game shutout Jack Owen vs. UTSA (3/9/19)
 Consecutive complete games K. Thompson vs. Arkansas & LSU (4/4 & 4/11/15)

Struck out 10 batters 10 by Tanner Burns vs. Chicago State (3/6/20)
 Struck out 11 batters 11 by Bailey Horn vs. Chicago State (3/8/20)
 Struck out 12 batters 12 by Casey Mize at Kentucky (3/23/18)
 Struck out 13 batters 13 by Casey Mize vs. Texas A&M (3/16/18)
 Struck out 15 batters 15 by Tanner Burns vs. Cincinnati (3/1/19)

TEAM
Struck out 15+ batters Joseph Gonzalez [7], Hayden Mullins [8] at UAB (3/9/21)
 Struck out 20+ batters Brooks Fuller [4], Ryan Watson [4], Elliott Anderson [3], Cody Greenhill [4], Carson Skipper [3], Garrett Wade [2] vs. #9 Arkansas (4/5/19)
 Struck out 15 batters consecutive games vs. Ga State, at Missouri (4/5-7/16)

Shut out an opponent 6-0 vs. Little Rock (3/13/21)
Consecutive shutouts 7-0 vs. Little Rock / 6-0 vs. Little Rock (3/12-13/21)
 Three straight shutouts 2-0 vs. UT Martin / 6-0 vs. UTSA / 5-0 vs. UTSA (3/6-9/19)
 Shut out an SEC opponent 7-0 at #12 Texas A&M (4/13/19)
 Shut out an SEC opponent on the road 7-0 at #12 Texas A&M (4/13/19)
 Consecutive SEC shutouts 5-0 and 4-0 at Miss. State (3/27-28/15)
 Consecutive SEC shutouts on the road 5-0 and 4-0 at Miss. State (3/27-28/15)

Was shut out 1-0 at #4 Ole Miss (3/21/21)
 Was held to one hit vs. #24 Missouri (4/1/18)
 Was no hit vs. #13 Arkansas (5/25/17)

FIELDING SUPERLATIVES
 2 errors in a game Will Holland at #7 Georgia Tech (6/1/19)
 3 errors in a game Luke Jarvis vs. Presbyterian (3/11/17)
 4 errors in a game Brett Burnham at Alabama (4/5/00)

3 double plays turned in a game vs. Baylor (2/27/21)
 4 double plays turned in a game vs. Georgia Tech (4/4/17)
 5 double plays turned in a game never

Triple play (Auburn) vs. Memphis (5/22/78)
 Triple play (Opponent) at Florida [4th] (3/15/08)

Threw a runner out at HP to end game Will Holland vs. Presbyterian (3/12/17)

MISC. SUPERLATIVES
 Won 10 or more consecutive games 15 (2/24-3/22/19)
 Won 15 or more consecutive games 15 (2/24-3/22/19)
 Won 8 or more consecutive SEC games 9 (4/1-21/95)
Lost 5 or more consecutive games 6 (3/19-28/21)

Home winning streak 21 (1964-66)
 Road winning streak 14 (1967/1995)
 Season-opening winning streak 17 (2/7-3/5/97)

Extra-innings victory 2-1, vs. Presbyterian [10 inn] (2/21/21)
Extra-innings loss 6-8, vs. Kentucky [10 inn] (3/26/21)

Swept a 3-game series vs. Presbyterian (2/19-21/21)
 Swept a road series at Alabama (4/20-21/18)
 Swept a road SEC series at Alabama (4/20-21/18)
 Swept a SEC series vs. #21 Tennessee (3/15-17/19)
 Swept a 4-game series Illinois-Chicago (2/14-16/20)
 Swept a doubleheader Illinois-Chicago (2/15/20)

Allowed 3 runs or fewer in a series 2, vs. Chicago State (3/6-8/20)
 Allowed 3 runs or fewer in a SEC series 3 vs. Miss. State (3/27-29/15)
 Allowed 4 runs or fewer in a series 3 vs. UTSA (3/8-9/19)
 Allowed 4 runs or fewer in a SEC series 4 vs. Georgia (4/23-25/15)
 Allowed 3 runs or fewer in a road series 3 vs. Miss. State (3/27-29/15)
 Allowed 3 runs or fewer in a SEC road series 3 vs. Miss. State (3/27-29/15)

Overcome a deficit of 7+ runs 7 runs, [7-0, 12-8] vs. Florida A&M (2/22/17)

Won a 1-0 game vs. Mercer (5/30/15) [NCAA Regional]
 Lost a 1-0 game vs. Ohio State (2/15/14)

Walk-off win vs. Presbyterian [10 inn.] (2/21/21)
Walk-off loss vs. Oklahoma [10 inn.] (2/26/21)

HITTER PROFILES

9 • RYAN BLISS IF

5-9 • 165 • JR • LaGrange, Ga. • Troup County

- Matched a career best with 4 hits in finale vs. Kentucky
- Has multiple hits in 8 of the last 9 games and in 39 of 76 games dating back to April 2019
- Is hitting .344 (107-for-311) during the 76 game span
- Rated by Baseball America as the No. 76 overall prospect for the 2021 MLB Draft

CAREER STATISTICS

YEAR	AVG	GP-GS	AB	R	H	2B	3B	HR	RBI	SB-A
2019	.281	66-66	249	50	70	11	1	3	37	11-13
2020	.377	18-18	77	21	29	7	2	2	17	5-7
2021	.368	20-20	87	18	32	3	0	6	15	3-5
TOTAL	.317	104-104	413	89	131	21	3	11	69	19-25

CAREER HIGHS

At Bats: 6, three times
Runs: 4, vs. Georgia (5/11/19)
Hits: 4, two times
Doubles: 2, vs. UIC (2/14/20)
HR: 2, two times
RBI: 4, four times

SEASON HIGHS

6, two times
 2, six times
 4, vs. Kentucky (3/27)
 1, three times
 2, two times
 2, three times

3 • BRAYTON BROWN OF

5-9 • 190 • SO • Selma, Ala. • Morgan Academy

- Hit his second HR of the year at Ole Miss (3/21)

CAREER STATISTICS

YEAR	AVG	GP-GS	AB	R	H	2B	3B	HR	RBI	SB-A
2020	.267	14-7	30	6	8	2	0	1	4	0-0
2021	.200	12-3	20	7	4	1	0	2	6	0-0
TOTAL	.240	26-10	50	13	12	3	0	3	10	0-0

CAREER HIGHS

At Bats: 5, vs. Alabama A&M (2/26/20)
Runs: 3, vs. Oakland (2/19/20)
Hits: 2, vs. AAMU (2/24/21)
Doubles: 1, three times
HR: 1, three times
RBI: 3, at Ole Miss (3/21/21)

SEASON HIGHS

3, three times
 2, two times
 2, vs. AAMU (2/24)
 1, vs. AAMU (2/24)
 1, two times
 3, at Ole Miss (3/21)

17 • RYAN DYAL C

6-0 • 190 • R-FR • Senoia, Ga. • East Coweta

CAREER STATISTICS

YEAR	AVG	GP-GS	AB	R	H	2B	3B	HR	RBI	SB-A
2021	.143	12-6	21	3	3	0	0	0	1	1-1

SEASON HIGHS

At Bats: 5, vs. AAMU (2/24)
Runs: 1, three times
Hits: 1, three times
Doubles: --
RBI: 1, at Ole Miss (3/21)

47 • GARRETT FARQUHAR IF

5-11 • 185 • SR • Hoover, Ala. • Shelton State

CAREER STATISTICS

YEAR	AVG	GP-GS	AB	R	H	2B	3B	HR	RBI	SB-A
2020	.263	13-10	38	15	10	2	0	0	10	1-1
2021	.385	10-2	13	5	5	2	0	0	1	1-1
TOTAL	.294	23-12	51	20	15	4	0	0	11	2-2

CAREER HIGHS

At Bats: 5, two times
Runs: 4, vs. AAMU (2/24)
Hits: 3, vs. AAMU (2/24)
Doubles: 2, vs. AAMU (2/24)
RBI: 4, vs. UIC (2/16)

SEASON HIGHS

4, vs. PC (2/20)
 4, vs. AAMU (2/24)
 3, vs. AAMU (2/24)
 2, vs. AAMU (2/24)
 1, vs. AAMU (2/24)

7 • COLE FOSTER IF

6-1 • 190 • FR • Plano, Texas • Plano Senior

CAREER STATISTICS

YEAR	AVG	GP-GS	AB	R	H	2B	3B	HR	RBI	SB-A
2021	.400	6-2	10	4	4	1	0	0	1	0-0

SEASON HIGHS

At Bats: 4, at Ole Miss (3/21)
Runs: 3, vs. AAMU (2/23)
Hits: 2, vs. AAMU (2/24)
Doubles: 1, vs. AAMU (2/24)
RBI: 1, vs. AAMU (2/23)

2 • JOSH HALL OF

5-9 • 185 • R-SO • Homewood, Ala. • Ole Miss

CAREER STATISTICS

YEAR	AVG	GP-GS	AB	R	H	2B	3B	HR	RBI	SB-A
2021	.333	16-10	39	9	13	2	2	0	8	4-5

SEASON HIGHS

At Bats: 5, at Lipscomb (3/16)
Runs: 3, vs. AAMU (2/23)
Hits: 3, vs. AAMU (2/23)
Doubles: 1, two times
RBI: 3, vs. AAMU (2/23)

16 • CAM HILL IF

6-3 • 1210 • FR • Madison, Ala. • Bob Jones

- Ranks third on the team in RBI despite only 40 ABs
- Hit his 3rd HR of the season in the opener vs. Kentucky

CAREER STATISTICS

YEAR	AVG	GP-GS	AB	R	H	2B	3B	HR	RBI	SB-A
2021	.325	14-10	40	7	13	1	1	3	17	0-0

CAREER HIGHS

At Bats: 4, five times
Runs: 2, vs. BC (3/7)
Hits: 3, vs. AAMU (2/23)
Doubles: 1, vs. AAMU (2/23)
HR: 1, three times
RBI: 4, vs. BC (3/7)

5 • KASON HOWELL OF

6-0 • 185 • JR • Argyle, Texas • Liberty Christian

- Went 4-for-10 with a 2B, HR and 4 RBI vs. Kentucky
- Has hit the first 2 HR of his career in the last 7 games

CAREER STATISTICS

YEAR	AVG	GP-GS	AB	R	H	2B	3B	HR	RBI	SB-A
2019	.262	63-63	225	31	59	10	0	0	28	14-16
2020	.359	11-10	39	8	14	7	0	0	6	0-0
2021	.254	22-21	71	10	18	4	0	2	14	5-7
TOTAL	.272	96-94	335	49	91	21	0	2	48	19-23

CAREER HIGHS

At Bats: 6, at Mississippi State (3/24/19)
Runs: 3, two times
Hits: 3, three times
Doubles: 1, 19 times
HR: 1, two times
RBI: 3, four times

SEASON HIGHS

5, two times
 2, vs. AAMU (2/24)
 2, six times
 1, four times
 1, two times
 3, two times

28 • NATE LARUE C

6-3 • 210 • SO • Mobile, Ala. • McGill-Toolen

- Rated by Perfect Game as the No. 71 overall prospect and No. 49 college prospect for the 2022 MLB Draft

CAREER STATISTICS

YEAR	AVG	GP-GS	AB	R	H	2B	3B	HR	RBI	SB-A
2020	.294	8-3	17	6	5	1	0	0	2	0-0
2021	.267	8-5	15	3	4	1	0	1	2	0-0
TOTAL	.281	16-8	32	9	9	2	0	1	4	0-0

CAREER HIGHS

At Bats: 5, vs. UIC (2/15 - G1)
Runs: 2, two times
Hits: 2, vs. PC (2/20/21)
Doubles: 1, two times
HR: 1, vs. PC (2/20/21)
RBI: 2, vs. PC (2/20/21)

SEASON HIGHS

4, vs. PC (2/20)
 2, vs. AAMU (2/23)
 2, vs. PC (2/20)
 1, vs. PC (2/20)
 1, vs. PC (2/20)
 2, vs. PC (2/20)

10 • TYLER MILLER IF

6-2 • 193 • JR • Spanish Fort, Ala. • EMCC

- Went 4-for-8 with a 2B and HR and reached base at a .714 clip vs. Kentucky
- Leads the league by 31 points with a .420 average
- Also ranks top five in the SEC in hits, HR, RBI, slugging and total bases

CAREER STATISTICS

YEAR	AVG	GP-GS	AB	R	H	2B	3B	HR	RBI	SB-A
2020	.229	12-9	35	9	8	0	1	0	5	0-0
2021	.420	21-21	81	22	34	4	1	8	31	2-3
TOTAL	.362	33-30	116	31	42	4	2	8	36	2-3

CAREER HIGHS

At Bats: 5, five times
Runs: 3, three times
Hits: 4, vs. TAMU (2/28/21)
Doubles: 1, four times
HR: 2, at Lipscomb (3/16/21)
RBI: 6, vs. BC (3/6/21)

SEASON HIGHS

5, four times
 3, three times
 4, vs. TAMU (2/28)
 1, four times
 2, at Lipscomb (3/16)
 6, vs. BC (3/6)

19 • BRODY MOORE IF

6-0 • 185 • JR • Oneonta, Ala. • Oneonta

- Has started in 20 straight games at second base
- Ranks second on the team with 21 RBI, more than twice as many as he hit in 17 games last year

CAREER STATISTICS

YEAR	AVG	GP-GS	AB	R	H	2B	3B	HR	RBI	SB-A
2019	.333	13-4	27	6	9	1	1	0	4	0-1
2020	.339	17-14	56	11	19	1	1	0	9	5-5
2021	.313	21-21	80	17	25	3	0	1	21	0-2
TOTAL	.325	51-39	163	34	53	5	2	1	34	5-8

CAREER HIGHS

At Bats: 6, vs. AAMU (2/24/21)
Runs: 3, vs. PC (2/19/21)
Hits: 4, vs. AAMU (2/24/21)
Doubles: 2, vs. AAMU (2/24/21)
HR: 1, vs. Little Rock (3/14/21)
RBI: 7, vs. AAMU (2/24/21)

SEASON HIGHS

6, vs. AAMU (2/24)
 3, vs. PC (2/19)
 4, vs. AAMU (2/24)
 2, vs. AAMU (2/24)
 1, vs. Little Rock (3/14)
 7, vs. AAMU (2/24)

6 • BOBBY PEIRCE OF

6-2 • 195 • R-SO • Scottsdale, Ariz. • S. Mountain

- Hit a pinch-hit, walk-off single in the 10th vs. Presbyterian (2/21)

CAREER STATISTICS

YEAR	AVG	GP-GS	AB	R	H	2B	3B	HR	RBI	SB-A
2021	.200	8-2	15	3	3	1	0	0	4	0-0

SEASON HIGHS

At Bats: 4, vs. AAMU (2/24)
Runs: 3, vs. AAMU (2/24)
Hits: 1, three times
Doubles: 1, vs. AAMU (2/24)
RBI: 2, vs. AAMU (2/24)

34 • JOHN SAMUEL SHENKER IF

6-3 • 250 • R-JR • Albany, Ga. • Colquitt County

- Collected a pair of pinch hits and drove in his second run of the season at Ole Miss
- Hauled in nine catches for 97 yards in 11 games for Auburn football last fall

CAREER STATISTICS

YEAR	AVG	GP-GS	AB	R	H	2B	3B	HR	RBI	SB-A
2020	.318	11-6	22	5	7	1	0	0	6	0-0
2021	.286	9-2	14	3	4	1	0	0	2	0-0
TOTAL	.306	20-8	36	8	11	2	0	0	8	0-0

CAREER HIGHS

At Bats: 5, vs. Wright State (2/29/20)
Runs: 2, vs. UIC (2/16/20)
Hits: 2, vs. UIC (2/16/20)
Doubles: 1, two times
RBI: 2, two times

SEASON HIGHS

4, vs. PC (2/20)
 1, three times
 1, four times
 1, at Ole Miss (2/20)
 1, two times

1 • JUDD WARD OF

6-1 • 195 • SR • Russellville, Ala. • Russellville

- Turned in his 4th multi-hit game in the finale vs. UK
- Matched a career high with four hits and four runs in the season opener, finishing a triple shy of the cycle

CAREER STATISTICS

YEAR	AVG	GP-GS	AB	R	H	2B	3B	HR	RBI	SB-A
2018	.250	37-21	84	9	21	2	1	0	8	0-2
2019	.272	66-65	257	42	70	12	2	5	34	5-7
2020	.315	18-18	73	16	23	6	1	2	17	2-3
2021	.281	16-16	57	12	16	2	0	2	8	0-1
TOTAL	.276	137-120								

8 • BRYSON WARE IF/OF

6-2 • 195 • SO • Madison, Miss. • Pearl River
 • His three hits and four RBI in the season opener were the most by an Auburn newcomer in a season opener since 2010 and 2007, respectively

CAREER STATISTICS

YEAR	AVG	GP-GS	AB	R	H	2B	3B	HR	RBI	SB-A
2021	.313	20-17	67	21	21	4	1	2	15	3-4

SEASON HIGHS

At Bats: 5, three times
Runs: 6, vs. AAMU (2/24)
Hits: 3, two times
Doubles: 1, four times
HR: 1, two times
RBI: 4, two times

41 • STEVEN WILLIAMS OF

6-3 • 216 • SR • Albany, Ga. • Deerfield-Windsor
 • Ranks second among active SEC players in career hits (158), home runs (26) and RBI (114)
 • Started 11 games behind the plate after not starting at catcher since 2018 (nine games)

CAREER STATISTICS

YEAR	AVG	GP-GS	AB	R	H	2B	3B	HR	RBI	SB-A
2018	.291	65-65	244	54	71	10	1	12	51	1-1
2019	.247	65-64	235	40	58	8	2	9	36	3-3
2020	.275	13-12	40	7	11	4	0	2	12	0-0
2021	.228	22-20	79	19	18	6	0	3	15	0-0
TOTAL	.264	165-161	598	120	158	28	3	26	114	4-4

CAREER HIGHS

At Bats: 6, two times
Runs: 4, three times
Hits: 4, four times
Doubles: 2, two times
HR: 1, 26 times
RBI: 7, vs. Longwood (2/17/18)

SEASON HIGHS

5, three times
 3, vs. BC (3/6)
 2, four times
 2, vs. AAMU (2/24)
 1, three times
 4, vs. AAMU (2/24)

4 • RANKIN WOLEY IF

6-0 • 210 • GR • Atlanta, Ga. • Chattahoochee Valley
 • Is hitting .383 (23-for-60) during the last 15 games
 • Went on a 12-game hit streak from 2/28-3/21, marking the longest by an Auburn player since Jonah Todd (16) and Dylan Ingram (13) in 2017

CAREER STATISTICS

YEAR	AVG	GP-GS	AB	R	H	2B	3B	HR	RBI	SB-A
2019	.277	64-64	256	36	71	17	1	3	45	2-2
2020	.412	18-18	68	13	28	8	0	2	22	0-0
2021	.333	20-20	81	18	27	8	0	2	11	1-1
TOTAL	.311	102-102	405	67	126	33	1	7	78	3-3

CAREER HIGHS

At Bats: 7, vs. Arkansas (4/5/19)
Runs: 5, vs. BC (3/6/21)
Hits: 4, vs. UIC (2/15/20 - G1)
Doubles: 2, four times
HR: 1, seven times
RBI: 4, three times

SEASON HIGHS

5, five times
 5, vs. BC (3/6)
 3, two times
 1, eight times
 1, two times
 4, vs. PC (2/19)

PITCHER PROFILES

18 • MASON BARNETT RHP

6-1 • 205 • SO • Cartersville, Ga. • Cartersville
 • Struck out 8 and didn't issue a walk vs. Kentucky
 • Rated by Perfect Games as the No. 32 overall player and No. 20 college prospect for the 2022 MLB Draft

CAREER STATISTICS

YEAR	ERA	W-L	G/S	IP	H	R	ER	BB	K	BAA
2020	3.52	0-0	6/0	7.2	5	4	3	3	16	.192
2021	3.46	2-1	6/5	26.0	20	13	10	10	29	.215
TOTAL	3.48	2-1	12/5	33.2	25	17	13	13	45	.210

CAREER HIGHS

Innings: 7.0, vs. Little Rock (3/13/21)
Hits: 6, vs. Kentucky (3/27/21)
Runs: 6, at Ole Miss (3/20/21)
Earned Runs: 5, vs. Kentucky (3/27/21)
Strikeouts: 9, vs. Little Rock (3/13/21)
Walks: 3, vs. OU (2/26/21)
Pitches: 91, vs. Little Rock (3/13/21)

SEASON HIGHS

7.0, vs. Little Rock (3/13)
 6, vs. Kentucky (3/27)
 6, at Ole Miss (3/20)
 5, vs. Kentucky (3/27)
 9, vs. Little Rock (3/13)
 3, vs. OU (2/26)
 91, vs. Little Rock (3/13)

21 • TRACE BRIGHT RHP

6-4 • 185 • SO • Montgomery, Ala. • Trinity
 • Named the SEC Pitcher of the Week on Mar. 1 after throwing 6.0 scoreless innings vs. Texas A&M (2/28)
 • Rated by Perfect Game as the No. 123 overall prospect and No. 84 college prospect for the 2022 MLB Draft

CAREER STATISTICS

YEAR	ERA	W-L	G/S	IP	H	R	ER	BB	K	BAA
2020	6.38	1-1	3/3	9.2	10	9	9	7	12	.278
2021	6.93	2-2	7/5	24.2	24	20	19	8	22	.253
TOTAL	7.34	3-3	10/8	34.1	34	29	28	15	34	.260

CAREER HIGHS

Innings: 6.0, vs. TAMU (2/28/21)
Hits: 5, three times
Runs: 7, at Ole Miss (3/21/21)
Earned Runs: 7, at Ole Miss (3/21/21)
Strikeouts: 7, vs. AAMU (2/23/21)
Walks: 3, three times
Pitches: 85, vs. TAMU (2/28/21)

SEASON HIGHS

6.0, vs. TAMU (2/28)
 5, two times
 7, at Ole Miss (3/20)
 7, at Ole Miss (3/20)
 7, vs. AAMU (2/23)
 3, at Ole Miss (3/20)
 85, vs. TAMU (2/28)

40 • B. BURKHALTER RHP

6-0 • 185 • SO • Dothan, Ala. • Northview
 • Tied for the team lead with 8 appearances this season
 • Hasn't allowed a run in 9 of his first 12 career outings

CAREER STATISTICS

YEAR	ERA	W-L	G/S	IP	H	R	ER	BB	K	BAA
2020	2.08	0-0	4/0	4.1	6	1	1	3	3	.462
2021	1.69	0-0	8/0	10.2	7	3	2	9	15	.179
TOTAL	1.80	0-0	12/0	15.0	13	4	3	12	18	.250

CAREER HIGHS

Innings: 2.1, vs. BC (3/7/21)
Hits: 3, vs. UCF (2/23)
Runs: 2, at Lipscomb (3/16/21)
Earned Runs: 1, three times
Strikeouts: 4, vs. Little Rock (3/13/21)
Walks: 2, two times
Pitches: 35, vs. BC (3/7/21)

SEASON HIGHS

2.1, vs. BC (3/7)
 2, three times
 2, at Lipscomb (3/16)
 1, two times
 4, vs. Little Rock (3/13)
 2, two times
 35, vs. BC (3/7)

43 • RICHARD FITTS RHP

6-3 • 215 • JR • Helena, Ala. • Helena
 • Hasn't made a start since Mar. 5 vs. Boston College
 • Preseason Second Team All-America (D1) and Preseason Third Team All-America (BA)
 • Rated the No. 8 college prospect by PG and No. 9 college prospect by D1

CAREER STATISTICS

YEAR	ERA	W-L	G/S	IP	H	R	ER	BB	K	BAA
2019	5.31	5-3	21/5	62.2	78	37	37	17	47	.305
2020	2.77	1-0	6/1	13.0	9	4	5	16	20	.200
2021	6.75	0-3	5/3	17.0	20	15	13	5	15	.286
TOTAL	5.23	6-6	32/9	93.0	107	56	54	27	78	.288

CAREER HIGHS

Innings: 6.1, vs. UNA (5/14/19)
Hits: 9, vs. Baylor (2/27/21)
Runs: 7, vs. Baylor (2/27/21)
Earned Runs: 6, two times
Strikeouts: 8, vs. UNA (5/14/19)
Walks: 3, three times
Pitches: 93, at North Carolina (6/10/19)

SEASON HIGHS

5.0, two times
 9, vs. Baylor (2/27)
 7, vs. Baylor (2/27)
 6, vs. Baylor (2/27)
 6, vs. PC (2/20)
 2, two times
 90, vs. BC (3/5)

18 • BROOKS FULLER LHP

6-2 • 215 • JR • Auburn, Ala. • Auburn
 • Tied for the team lead with 8 appearances this season
 • Hasn't allowed a run in 2 games and 4.2 IP in SEC play

CAREER STATISTICS

YEAR	ERA	W-L	G/S	IP	H	R	ER	BB	K	BAA
2019	4.50	2-2	20/8	44.0	39	30	22	35	36	.239
2020	2.25	1-1	3/2	8.0	11	3	2	1	7	.333
2021	8.25	0-0	8/0	12.0	17	12	11	11	14	.327
TOTAL	4.92	3-3	31/10	64.0	67	45	35	47	57	.270

CAREER HIGHS

Innings: 6.0, at Texas A&M (4/13/19)
Hits: 5, three times
Runs: 5, vs. Baylor (2/27/21)
Earned Runs: 5, vs. Baylor (2/27/21)
Strikeouts: 6, vs. Ole Miss (4/20/19)
Walks: 4, at South Carolina (3/30/19)
Pitches: 93, at Texas A&M (4/13/19)

SEASON HIGHS

2.1, three times
 5, vs. Baylor (2/27)
 5, vs. Baylor (2/27)
 5, vs. Baylor (2/27)
 3, three times
 3, two times
 58, vs. Baylor (2/27)

23 • PEYTON GLAVINE LHP

5-11 • 180 • R-JR • Alpharetta, Ga. • Blessed Trinity
 • Made the first start of his career at Lipscomb (3/16)
 • Hasn't allowed a run in four of his six relief efforts

CAREER STATISTICS

YEAR	ERA	W-L	G/S	IP	H	R	ER	BB	K	BAA
2018	27.00	0-0	5/0	3.0	10	9	9	2	5	.526
2019	5.62	1-0	9/0	8.0	10	5	8	12	8	.294
2021	5.93	0-1	7/1	13.2	11	9	9	4	13	.220
TOTAL	8.39	1-1	21/1	24.2	31	23	23	14	30	.301

CAREER HIGHS

Innings: 3.0, two times
Hits: 5, vs. Northeastern (3/10/18)
Runs: 6, vs. Northeastern (3/10/18)
Earned Runs: 6, vs. Northeastern (3/10/18)
Strikeouts: 5, vs. Little Rock (3/12/21)
Walks: 2, three times
Pitches: 38, vs. Little Rock (3/12/21)

SEASON HIGHS

3.0, two times
 4, at Ole Miss (3/21)
 4, at Lipscomb (3/16)
 4, at Lipscomb (3/16)
 5, vs. Little Rock (3/12)
 2, at Lipscomb (3/16)
 38, vs. Little Rock (3/12)

45 • JOSEPH GONZALEZ RHP

6-4 • 215 • FR • Humacao, PR • Leadership CA
 • Tied for the team lead with 8 appearances this season
 • Retired the first 15 batters he faced and struck out seven in his first career start at UAB (3/9)

CAREER STATISTICS

YEAR	ERA	W-L	G/S	IP	H	R	ER	BB	K	BAA
2021	5.28	0-2	8/2	15.1	19	9	9	2	15	.297

SEASON HIGHS

Innings: 5.0, at UAB (3/9)
Hits: 8, vs. Kentucky (3/27)
Runs: 5, vs. Kentucky (3/27)
Earned Runs: 5, vs. Kentucky (3/27)
Strikeouts: 7, at UAB (3/9)
Walks: 2, vs. Kentucky (3/27)
Pitches: 71, vs. Kentucky (3/27)

20 • CODY GREENHILL RHP

6-4 • 216 • SR • Russellville, Ala. • Russellville
 • Is 1-0 with a 1.06 ERA in his last three starts
 • Ranks sixth in the SEC with a 1.71 ERA and his 2.44 career ERA is good for sixth in Auburn history
 • Was one of three SEC pitchers entering 2021 with a sub-3.00 career ERA and 100+ IP

CAREER STATISTICS

YEAR	ERA	W-L	G/S	IP	H	R	ER	BB	K	BAA
2018	2.30	6-3	21/0	58.2	53	17	15	19	55	.242
2019	3.45	2-3	28/0	57.1	53	27	22	18	44	.243
2020	0.00	0-0	4/0	12.2	5	0	0	1	17	.122
2021	1.71	2-0	5/5	26.1	16	6	5	8	19	.178
TOTAL	2.44	10-6	58/5	155.0	127	50	42	46	135	.224

CAREER HIGHS

Innings: 7.0, at Ole Miss (3/19/21)
Hits: 7, at Mississippi State (3/24/19)
Runs: 5, at Mississippi State (3/24/19)
Earned Runs: 5, at Mississippi State (3/24/19)
Strikeouts: 6, two times
Walks: 3, four times
Pitches: 94, at Ole Miss (3/19/21)

SEASON HIGHS

7.0, at Ole Miss (3/19)
 4, at Ole Miss (3/19)
 3, vs. PC (2/19)
 2, vs. PC (2/19)
 6, vs. PC (2/19)
 3, vs. OU (2/26)
 94, at Ole Miss (3/19)

16 • CAM HILL LHP

- 6-3 • 210 • FR • Madison, Ala. • Bob Jones
- Pitched a 1-2-3 ninth inning vs. Kentucky (3/27)
 - Rated by PG as the No. 36 college prospect for the 2023 MLB Draft

CAREER STATISTICS

YEAR	ERA	W-L	G/S	IP	H	R	ER	BB	K	BAA
2021	27.00	1-0	6/0	4.0	10	13	12	5	5	.476

SEASON HIGHS

- Innings:** 1.0, three times
Hits: 4, vs. BC (3/7)
Runs: 5, vs. BC (3/7)
Earned Runs: 5, vs. BC (3/7)
Strikeouts: 2, two times
Walks: 3, at Ole Miss (3/21)
Pitches: 30, vs. BC (3/7)

33 • WILL MORRISON RHP

- 6-2 • 190 • R-SO • Cullman, Ala. • Cullman
- Hasn't allowed a run in his first two games
 - Made his first appearance since 2019 in the series finale at Ole Miss Sunday

CAREER STATISTICS

YEAR	ERA	W-L	G/S	IP	H	R	ER	BB	K	BAA
2019	4.56	0-0	24/0	25.2	24	13	13	11	15	.264
2021	0.00	0-0	2/0	2.0	1	0	0	1	2	.143
TOTAL	4.23	0-0	26/0	27.2	25	13	13	12	17	.255

CAREER HIGHS

- Innings:** 3.0, two times
Hits: 4, vs. Arkansas (4/6/19)
Runs: 3, at GT (4/16/19)
Earned Runs: 3, at GT (4/16/19)
Strikeouts: 5, vs. AAMU (2/19/19)
Walks: 2, vs. UAB (5/7/19)
Pitches: 50, vs. Arkansas (4/6/19)

SEASON HIGHS

- 1.1, at Ole Miss (3/21)
 1, at Ole Miss (3/21)
 0, at Ole Miss (3/21)
 0, at Ole Miss (3/21)
 1, at Ole Miss (3/21)
 1, vs. Kentucky (3/27)
 22, at Ole Miss (3/21)

26 • HAYDEN MULLINS LHP

- 6-0 • 185 • SO • Gallatin, Tenn. • Hendersonville
- Allowed his first earned run in 14.0 innings in the finale vs. Little Rock (3/14)
 - Earned the win in a career high 4.0 innings with 8 strikeouts at UAB (3/9)
 - Rated by Perfect Game as the No. 125 overall prospect and No. 86 college prospect for the 2022 MLB Draft

CAREER STATISTICS

YEAR	ERA	W-L	G/S	IP	H	R	ER	BB	K	BAA
2020	3.68	1-0	5/0	7.1	4	3	3	6	10	.174
2021	0.82	2-0	6/0	11.0	8	2	1	3	19	.190
TOTAL	1.96	3-0	11/0	18.1	12	5	4	9	29	.185

CAREER HIGHS

- Innings:** 4.0, at UAB (3/9/21)
Hits: 3, vs. Little Rock (3/14/21)
Runs: 3, vs. UCF (2/23)
Earned Runs: 3, vs. UCF (2/23)
Strikeouts: 8, at UAB (3/9/21)
Walks: 3, vs. Wofford (3/11)
Pitches: 56, at UAB (3/9/21)

SEASON HIGHS

- 4.0, at UAB (3/9)
 3, vs. Little Rock (3/14)
 1, two times
 1, vs. Little Rock (3/14)
 8, at UAB (3/9)
 1, three times
 56, at UAB (3/9)

44 • JACK OWEN LHP

- 6-2 • 204 • SR • Aliso Viejo, Calif. • JSerra Catholic
- Set to make his first start of the season Thursday
 - Was one of eight SEC pitchers entering 2021 with a sub-4.00 career ERA and 100+ IP
 - Was selected by the St. Louis Cardinals in the 21st round of the 2019 MLB Draft

CAREER STATISTICS

YEAR	ERA	W-L	G/S	IP	H	R	ER	BB	K	BAA
2018	5.97	2-2	14/7	34.2	43	24	23	16	35	.312
2019	2.75	4-2	14/10	68.2	64	22	21	14	59	.247
2020	3.43	3-1	4/4	21.0	17	10	8	5	25	.215
2021	23.14	0-1	2/0	2.1	7	6	6	2	1	.500
TOTAL	4.12	9-6	34/21	126.2	131	62	58	37	120	.267

CAREER HIGHS

- Innings:** 9.0, vs. UTSA (3/9/19)
Hits: 9, two times
Runs: 6, two times
Earned Runs: 6, two times
Strikeouts: 10, vs. Cincinnati (3/2/19)
Walks: 3, four times
Pitches: 102, vs. LSU (5/23/19)

SEASON HIGHS

- 0.1, at Ole Miss (3/21)
 4, at Ole Miss (3/21)
 5, at Ole Miss (3/21)
 5, at Ole Miss (3/21)
 0, at Ole Miss (3/21)
 2, at Ole Miss (3/21)
 23, at Ole Miss (3/21)

29 • CARSON SKIPPER LHP

- 6-3 • 210 • JR • Trussville, Ala. • Hewitt-Trussville
- Named to the NCBWA Stopper of the Year watch list
 - Has posted a 0.61 ERA in 12 appearances and 14.2 IP the last two seasons
 - Hasn't made an appearance since Mar. 7 vs. BC

CAREER STATISTICS

YEAR	ERA	W-L	G/S	IP	H	R	ER	BB	K	BAA
2019	7.46	3-3	17/8	35.0	45	33	29	23	38	.306
2020	1.00	0-0	7/0	9.0	5	1	1	3	12	.167
2021	0.00	0-0	5/0	5.2	3	0	0	1	6	.150
TOTAL	5.44	3-3	29/8	49.2	53	34	30	27	56	.269

CAREER HIGHS

- Innings:** 4.2, vs. UTSA (3/9/19)
Hits: 5, four times
Runs: 5, two times
Earned Runs: 5, vs. Arkansas (4/5/19)
Strikeouts: 8, vs. Alabama A&M (2/19/19)
Walks: 4, at Georgia Tech (4/16/19)
Pitches: 78, vs. Arkansas (4/5/19)

SEASON HIGHS

- 2.0, vs. OU (2/26)
 1, three times
 0, five times
 0, five times
 3, vs. OU (2/26)
 1, vs. OU (2/26)
 39, vs. OU (2/26)

36 • JACK SOKOL RHP

- 6-4 • 192 • FR • New Albany, Ohio • New Albany
- Earned the win in his Auburn debut and first career start vs. Alabama A&M (2/24)
 - Recorded the final two outs of the 8th at Ole Miss (3/21)

CAREER STATISTICS

YEAR	ERA	W-L	G/S	IP	H	R	ER	BB	K	BAA
2021	0.00	1-0	2/1	4.2	1	0	0	4	6	.083

CAREER HIGHS

- Innings:** 4.0, vs. AAMU (2/24)
Hits: 1, vs. AAMU (2/24)
Runs: 0, two times
Earned Runs: 0, two times
Strikeouts: 6, vs. AAMU (2/24)
Walks: 3, vs. AAMU (2/24)
Pitches: 52, vs. AAMU (2/24)

32 • CARSON SWILLING RHP

- 6-1 • 185 • FR • Smiths Station, Ala. • Smiths
- Earned his first career win in 3.2 innings of relief at Lipscomb (3/16)
 - Has only allowed a run in two of his first seven career appearances

CAREER STATISTICS

YEAR	ERA	W-L	G/S	IP	H	R	ER	BB	K	BAA
2021	1.64	1-0	7/0	11.0	8	2	2	3	10	.195

CAREER HIGHS

- Innings:** 3.2, at Lipscomb (3/16)
Hits: 3, at Lipscomb (3/16)
Runs: 1, two times
Earned Runs: 1, two times
Strikeouts: 3, at Ole Miss (3/21)
Walks: 1, three times
Pitches: 42, at Lipscomb (3/16)

27 • SEB THOMAS RHP

- 6-5 • 250 • SO • Brookhaven, Ga. • Marist
- Leads the team with 14 apps in the last two seasons

CAREER STATISTICS

YEAR	ERA	W-L	G/S	IP	H	R	ER	BB	K	BAA
2020	1.17	0-0	7/0	7.2	4	1	1	4	6	.160
2021	4.50	0-1	7/0	10.0	8	5	5	4	10	.242
TOTAL	3.06	0-1	14/0	17.2	12	6	6	8	16	.207

CAREER HIGHS

- Innings:** 2.2, vs. PC (2/21/21)
Hits: 2, four times
Runs: 3, vs. BC (3/7/21)
Earned Runs: 3, vs. BC (3/7/21)
Strikeouts: 4, vs. BC (3/5/21)
Walks: 3, vs. Wofford (3/11)
Pitches: 49, vs. Wofford (3/11)

SEASON HIGHS

- 2.2, vs. PC (2/21)
 2, two times
 3, vs. BC (3/7)
 3, vs. BC (3/7)
 4, vs. BC (3/5)
 1, four times
 39, vs. BC (3/5)

AUBURN IN THE NATIONAL AND SEC RANKINGS

(as of Mar. 30)

TEAM	TOTAL	NCAA	SEC
Hits	244	4	2
Double plays	20	8	2
Runs	181	8	2
Batting average	.309	10	2
Home runs	32	11	6
Slugging percentage	.499	11	2
Shutouts	3	13	4
Scoring	8.2	15	1
On-base percentage	.400	23	2

10 TYLER MILLER	TOTAL	NCAA	SEC
RBI	31	5	2
Home runs	8	14	3
Total bases	64	16	4
Hits	34	21	5
Slugging percentage	.790	21	2

PITCHING CAREERS

MASON BARNETT'S CAREER APPEARANCES

2020 - FRESHMAN YEAR

Date	Opp (Res.)	DEC	QS	IP	H	R	ER	BB	SO	HR	ERA	NP
2/15	ILLINOIS-CHICAGO (W, 7-3)	-	-	1.0	4	3	3	1	2	0	27.00	32
2/19	OAKLAND (W, 17-1)	-	-	1.0	0	0	0	0	2	0	13.50	10
2/25	ALABAMA A&M (W, 10-0)	-	-	1.0	0	0	0	1	2	0	9.00	17
3/1	WRIGHT STATE (W, 6-0)	-	-	1.0	0	0	0	1	2	0	6.75	21
3/8	CHICAGO STATE (W, 9-0)	-	-	1.0	1	0	0	0	3	0	5.40	19
3/10	GEORGIA TECH (L, 2-6)	-	-	2.2	0	1	0	0	5	0	3.52	35

2021 - SOPHOMORE YEAR

Date	Opp (Res.)	DEC	QS	IP	H	R	ER	BB	SO	HR	ERA	NP
2/21	*PRESBYTERIAN (W, 2-1 [10])	-	-	4.0	3	0	0	2	4	0	0.00	65
2/26	vs. #25 Oklahoma (L, 3-4 [10])	-	-	1.1	2	1	1	3	1	0	1.69	42
3/6	*#18 BOSTON COLLEGE (W, 16-1)	W	-	5.1	2	1	0	2	3	0	0.84	75
3/13	*LITTLE ROCK (W, 6-0)	W	X	7.0	2	0	0	1	9	0	0.51	91
3/20	*at #4 Ole Miss (L, 5-6)	L	-	3.0	5	6	4	2	4	0	2.18	72
3/27	*KENTUCKY (L, 6-7)	-	-	5.1	6	5	5	0	8	2	3.46	84

TRACE BRIGHT'S CAREER APPEARANCES

*-Starter

2020 - FRESHMAN YEAR

Date	Opp (Res.)	DEC	QS	IP	H	R	ER	BB	SO	HR	ERA	NP
2/19	*OAKLAND (W, 17-1)	W	-	3.0	2	1	1	1	6	1	3.00	59
2/26	*ALABAMA A&M (W, 12-6)	-	-	4.2	3	4	4	3	6	0	5.87	80
3/11	*WOFFORD (L, 3-4)	L	-	2.0	5	4	4	3	0	0	8.38	50

2021 - SOPHOMORE YEAR

Date	Opp (Res.)	DEC	QS	IP	H	R	ER	BB	SO	HR	ERA	NP
2/19	PRESBYTERIAN (W, 14-3)	-	-	1.0	2	0	0	0	2	0	0.00	28
2/23	*ALABAMA A&M (W, 18-2 [7])	W	-	4.0	2	2	1	0	7	0	1.80	55
2/28	*vs. Texas A&M (W, 6-1)	W	X	6.0	3	0	0	2	1	0	0.82	86
3/7	*#18 BOSTON COLLEGE (L, 9-11 [10])	-	-	5.0	3	1	1	1	3	0	1.12	69
3/14	*LITTLE ROCK (L, 6-12)	L	-	4.1	5	6	6	0	5	1	3.54	74
3/21	*at #4 Ole Miss (L, 11-19)	L	-	1.1	4	7	7	3	2	0	6.23	53
3/26	KENTUCKY (L, 6-8 [10])	-	-	3.0	5	4	4	2	2	2	6.93	58

BLAKE BURKHALTER'S CAREER APPEARANCES

2020 - FRESHMAN YEAR

Date	Opp (Res.)	DEC	QS	IP	H	R	ER	BB	SO	HR	ERA	NP
2/15	ILLINOIS-CHICAGO (W, 7-3)	-	-	1.0	1	0	0	1	1	0	0.00	14
2/23	UCF (L, 2-12)	-	-	1.0	3	1	1	1	0	0	4.50	20
2/26	ALABAMA A&M (W, 12-6)	-	-	1.1	1	0	0	1	2	0	2.70	23
3/8	CHICAGO STATE (W, 9-0)	-	-	1.0	1	0	0	0	0	0	2.08	8

2021 - SOPHOMORE YEAR

Date	Opp (Res.)	DEC	QS	IP	H	R	ER	BB	SO	HR	ERA	NP
2/20	PRESBYTERIAN (W, 6-1)	-	-	1.0	2	0	0	1	1	0	0.00	25
2/24	ALABAMA A&M (W, 33-0)	-	-	1.0	0	0	0	0	2	0	0.00	19
2/28	vs. Texas A&M (W, 6-1)	-	-	1.0	0	0	0	1	0	0	0.00	11
3/7	#18 BOSTON COLLEGE (L, 9-11 [10])	-	-	2.1	0	0	0	1	3	0	0.00	35
3/13	LITTLE ROCK (W, 6-0)	-	-	2.0	2	0	0	1	4	0	0.00	34
3/16	at Lipscomb (W, 9-7)	-	-	0.2	2	2	1	2	2	1	1.12	25
3/20	at #4 Ole Miss (L, 5-6)	-	-	1.0	0	0	0	2	0	0	1.00	18
3/27	KENTUCKY (L, 6-7)	-	-	1.2	1	1	1	1	3	1	1.69	22

RICHARD FITTS' CAREER APPEARANCES

*-Starter

2019 - FRESHMAN YEAR

Date	Opp (Res.)	DEC	QS	IP	H	R	ER	BB	SO	HR	ERA	NP
2/17	GEORGIA SOUTHERN (W, 4-3)	-	-	2.1	2	1	1	1	0	0	3.86	47
2/24	at UCF (W, 13-9)	-	-	2.0	2	1	1	0	2	1	4.15	27
3/5	UT MARTIN (W, 15-9)	W	-	2.0	2	1	1	0	1	0	4.26	26
3/9	UTSA (W, 8-3)	-	-	0.1	2	1	1	0	1	0	5.40	9
3/17	#21 TENNESSEE (W, 5-3)	-	-	0.1	1	0	0	0	0	0	5.14	7
3/19	at UAB (W, 13-5)	-	-	1.1	2	0	0	2	2	0	4.32	31
3/23	at #4 Mississippi State (L, 2-15)	-	-	1.0	4	3	3	0	1	1	6.75	22
3/26	vs. Alabama (L, 3-6)	-	-	3.2	3	0	0	1	1	0	4.85	65
3/31	at South Carolina (W, 7-5)	W	-	5.0	3	0	0	2	2	0	3.50	64
4/6	*#9 ARKANSAS (L, 0-8)	L	-	4.1	5	5	5	3	2	1	4.84	74
4/14	*at #12 Texas A&M (L, 1-4)	L	-	3.0	5	3	3	0	2	0	5.33	56
4/18	#17 OLE MISS (W, 7-4)	W	-	4.1	4	0	0	0	4	0	4.55	57
4/26	*at #4 Vanderbilt (L, 2-5)	L	-	2.1	6	4	4	1	3	1	5.34	77
5/5	*ALABAMA (W, 17-7)	-	-	3.2	7	3	3	0	3	1	5.55	64
5/11	*#7 GEORGIA (L, 8-10)	-	-	0.0	3	3	3	0	0	1	6.31	13
5/14	NORTH ALABAMA (W, 8-7)	-	-	6.1	4	1	1	2	8	0	5.57	82
5/22	vs. #2 Vanderbilt (L, 1-11)	-	-	4.0	7	3	3	1	5	1	5.67	75
6/1	at #3 Georgia Tech (W, 6-5)	W	-	6.0	4	0	0	0	4	0	5.02	84
6/10	at #14 North Carolina (W, 14-7)	W	-	5.1	7	6	6	3	4	2	5.49	93
6/16	vs. #6 Mississippi State (L, 4-5)	-	-	2.0	1	1	1	0	0	0	5.46	20
6/19	vs. #7 Louisville (L, 3-5)	-	-	3.1	4	1	1	1	2	0	5.31	48

2020 - SOPHOMORE YEAR

Date	Opp (Res.)	DEC	QS	IP	H	R	ER	BB	SO	HR	ERA	NP
2/15	*ILLINOIS-CHICAGO (W, 7-3)	W	-	5.0	2	0	0	3	7	0	0.00	85
2/22	UCF (L, 3-7)	-	-	1.0	4	3	3	1	1	0	4.50	24
2/25	ALABAMA A&M (W, 10-0)	-	-	1.0	1	0	0	0	0	0	3.86	13
3/1	WRIGHT STATE (W, 6-0)	-	-	2.1	0	0	0	0	3	0	2.89	32
3/7	CHICAGO STATE (W, 16-2)	-	-	1.0	0	0	0	0	1	0	2.61	6
3/10	GEORGIA TECH (L, 2-6)	-	-	2.2	2	1	1	1	4	1	2.77	51

2021 - JUNIOR YEAR

Date	Opp (Res.)	DEC	QS	IP	H	R	ER	BB	SO	HR	ERA	NP
2/20	*PRESBYTERIAN (W, 6-1)	-	-	5.0	1	1	1	2	6	1	1.80	66
2/27	*vs. Baylor (L, 6-12)	L	-	4.1	9	7	6	0	2	2	6.75	67
3/5	*#18 BOSTON COLLEGE (L, 2-8)	L	-	5.0	7	5	5	1	2	3	7.53	90
3/16	at Lipscomb (W, 9-7)	-	-	2.0	0	0	0	2	3	0	6.61	33
3/26	KENTUCKY (L, 6-8 [10])	L	-	1.0	3	2	1	0	2	0	6.75	31

BROOKS FULLER'S CAREER APPEARANCES

*-Starter

2019 - FRESHMAN YEAR

Date	Opp (Res.)	DEC	QS	IP	H	R	ER	BB	SO	HR	ERA	NP
2/16	GEORGIA SOUTHERN (L, 5-7)	-	-	1.0	1	1	1	1	0	1	9.00	21
2/20	*ALABAMA A&M (W, 10-2)	-	-	3.0	2	2	0	2	3	0	2.25	46
3/2	CINCINNATI (W, 9-5)	-	-	1.2	0	0	0	0	1	0	1.59	14
3/5	UT MARTIN (W, 15-9)	-	-	2.2	2	3	0	3	0	0	1.08	42
3/9	UTSA (W, 8-3)	-	-	1.0	0	0	0	1	0	0	0.96	17
3/16	#21 TENNESSEE (W, 5-2)	W	-	3.2	2	1	1	2	3	0	1.38	63
3/23	at #4 Mississippi State (L, 2-15)	-	-	3.2	4	1	1	3	3	0	1.62	67
3/30	*at South Carolina (L, 0-4)	L	-	5.0	3	2	2	4	4	1	2.08	88
4/5	*#9 ARKANSAS (L, 6-9)	-	-	3.1	3	3	2	4	4	0	2.52	76
4/9	JACKSONVILLE STATE (L, 6-11)	-	-	0.0	0	1	1	2	0	0	2.88	15
4/13	*at #12 Texas A&M (W, 7-0)	W	X	6.0	4	0	0	3	4	0	2.32	93
4/20	*#17 OLE MISS (W, 6-5)	-	-	4.2	5	3	3	2	6	2	2.78	79
4/26	*at #4 Vanderbilt (L, 5-9)	L	-	1.2	4	4	2	2	1	1	3.13	37
5/4	*ALABAMA (L, 6-7)	-	-	3.0	3	2	2	2	3	0	3.35	61
5/11	#7 GEORGIA (L, 8-10)	-	-	0.2	0	0	0	0	1	0	3.29	4
5/14	*NORTH ALABAMA (W, 8-7)	-	-	1.1	3	4	4	3	1	0	4.04	36
5/17	at #20 LSU (L, 1-5)	-	-	1.0	1	1	1	1	1	0	4.15	16
5/18	at #20 LSU (W, 5-4)	-	-	0.1	0	0	0	0	0	0	4.12	3
5/22	vs. #2 Vanderbilt (L, 1-11)	-	-	0.1	2	2	2	0	1	0	4.50	17
5/												

2021 AUBURN BASEBALL GAME NOTES

3/12	LITTLE ROCK (W, 7-0)	-	-	3.0	0	0	0	0	5	0	2.00	38
3/16	*at Lipscomb (W, 9-7)	-	-	1.1	2	4	4	2	1	0	5.23	33
3/21	at #4 Ole Miss (L, 11-19)	-	-	2.1	4	3	3	1	2	1	6.39	41
3/26	KENTUCKY (L, 6-8 [10])	-	-	1.0	0	0	0	0	2	0	5.93	14

JOSEPH GONZALEZ'S CAREER APPEARANCES

2021 - FRESHMAN YEAR

Date	Opp (Res.)	DEC	QS	IP	H	R	ER	BB	SO	HR	ERA	NP
2/20	PRESBYTERIAN (W, 6-1)	-	-	1.0	2	0	0	0	1	0	0.00	12
2/24	ALABAMA A&M (W, 33-0)	-	-	1.0	0	0	0	0	2	0	0.00	11
2/26	vs. #25 Oklahoma (L, 3-4 [10])	-	-	1.1	4	1	1	0	0	0	2.70	25
3/9	*at UAB (W, 6-5)	-	-	5.0	1	1	1	0	7	0	2.16	60
3/14	LITTLE ROCK (L, 6-12)	-	-	0.2	2	1	1	0	0	0	3.00	12
3/16	at Lipscomb (W, 9-7)	-	-	1.1	1	0	0	0	1	0	2.61	17
3/19	at #4 Ole Miss (L, 0-1)	L	-	1.0	1	1	1	0	0	1	3.18	16
3/27	*KENTUCKY (L, 4-6)	L	-	4.0	8	5	5	2	4	0	5.28	71

CODY GREENHILL'S CAREER APPEARANCES

2018 - FRESHMAN YEAR

Date	Opp (Res.)	DEC	QS	IP	H	R	ER	BBSO	HR	ERA	NP	
2/16	LONGWOOD (W, 6-0)	-	-	1.0	1	0	0	1	0	0	0.00	23
2/20	GEORGIA STATE (W, 3-2)	W	-	3.1	0	0	0	3	4	0	0.00	66
2/24	BRYANT (W, 13-4)	-	-	2.0	3	0	0	0	4	0	0.00	39
2/27	at #15 South Alabama (W, 7-6)	-	-	2.0	2	0	0	1	1	0	0.00	26
3/3	BYU (W, 9-5)	-	-	3.1	5	1	1	1	4	0	0.77	48
3/6	at UAB (W, 11-8)	-	-	2.0	0	0	0	0	3	0	0.66	20
3/10	NORTHEASTERN (L, 2-1)	-	-	4.2	1	0	0	1	4	0	0.49	59
4/3	ALABAMA A&M (W, 19-5)	-	-	1.0	1	0	0	1	0	0	0.47	15
4/8	at #5 Arkansas (L, 5-4)	L	-	1.2	1	1	1	2	1	0	0.86	33
4/15	MISSISSIPPI STATE (W, 7-5)	W	-	4.1	5	2	2	0	5	0	1.42	78
4/21	at Alabama (W, 5-0)	-	-	2.0	2	0	0	1	4	0	1.32	38
4/27	at #1 Florida (W, 11-5)	W	-	5.0	6	2	2	2	3	0	1.67	81
5/5	#17 VANDERBILT (W, 11-5)	-	-	3.1	1	0	0	2	3	0	1.51	44
5/12	at #5 Ole Miss (L, 10-3)	L	-	4.2	3	1	1	1	3	1	1.56	69
5/17	LSU (W, 11-4)	-	-	3.0	3	0	0	0	2	0	1.45	39
5/19	LSU (W, 14-5)	-	-	2.0	3	3	1	1	3	1	1.59	38
5/22	vs. Kentucky (W, 4-3[11])	W	-	3.0	3	0	0	0	2	0	1.49	36
5/25	vs. #4 Ole Miss (L, 7-0)	-	-	2.2	4	2	2	0	2	2	1.76	48
6/3	at #11 N.C. State (W, 15-7)	W	-	4.1	6	3	3	2	5	1	2.11	86
6/10	vs. #1 Florida (W, 3-2)	W	-	3.0	2	1	1	1	1	1	2.16	42
6/11	at #1 Florida (L, 3-2)	L	-	0.1	1	1	1	0	0	1	2.30	8

2019 - SOPHOMORE YEAR

Date	Opp (Res.)	DEC	QS	IP	H	R	ER	BBSO	HR	ERA	NP	
2/16	GEORGIA SOUTHERN (L, 5-7)	-	-	2.2	4	1	1	1	0	0	3.38	34
2/22	at UCF (W, 4-1)	-	-	1.1	0	0	0	0	1	0	2.25	18
3/2	CINCINNATI (W, 5-0)	-	-	2.0	0	0	0	1	1	0	1.29	27
3/5	UT MARTIN (W, 15-9)	-	-	2.0	1	1	1	0	0	0	2.00	15
3/9	UTSA (W, 8-3)	-	-	2.0	3	2	1	0	4	0	2.45	36
3/15	#21 TENNESSEE (W, 2-0)	-	-	2.0	0	0	0	0	4	0	2.08	26
3/17	#21 TENNESSEE (W, 5-3)	-	-	2.2	3	1	1	2	0	1	2.30	37
3/22	at #4 Mississippi State (W, 6-5)	-	-	2.0	1	0	0	0	2	0	2.04	23
3/24	at #4 Mississippi State (L, 15-20)	L	-	2.1	7	5	5	0	2	0	4.05	42
3/29	at South Carolina (W, 4-2)	-	-	1.0	0	0	0	0	1	0	3.86	20
3/31	at South Carolina (W, 7-5)	-	-	1.1	2	0	0	0	0	0	3.63	24
4/5	#9 ARKANSAS (W, 6-3)	-	-	1.0	0	0	0	0	2	0	3.47	14
4/5	#9 ARKANSAS (L, 6-9)	-	-	3.0	3	0	0	2	4	0	3.08	54
4/13	at #12 Texas A&M (W, 7-0)	-	-	2.1	0	0	0	1	2	0	2.83	31
4/18	#17 OLE MISS (W, 7-4)	-	-	2.0	0	0	0	0	3	0	2.64	31
4/20	#17 OLE MISS (W, 6-5)	W	-	3.0	3	2	2	0	0	1	2.94	25
4/27	at #4 Vanderbilt (L, 5-9)	-	-	1.2	5	3	3	0	2	0	3.57	32
5/3	ALABAMA (W, 5-1)	-	-	1.0	0	0	0	0	2	0	3.47	13
5/4	ALABAMA (L, 6-7)	L	-	1.0	3	2	0	1	0	0	3.38	18
5/11	#7 GEORGIA (W, 4-3)	W	-	4.0	1	0	0	1	5	0	3.05	48
5/18	at #20 LSU (W, 5-4)	-	-	5.1	6	3	2	3	1	0	3.09	90
5/21	vs. #21 Tennessee (W, 5-3)	-	-	0.2	0	0	0	0	1	0	3.00	16
5/23	vs. #17 LSU (L, 3-4)	L	-	2.2	3	3	2	1	1	0	3.24	42
6/2	at #3 Georgia Tech (W, 4-1)	-	-	3.0	1	1	1	0	4	1	3.23	39
6/8	at #14 North Carolina (W, 11-7)	-	-	2.0	3	2	2	3	1	0	3.44	46
6/10	at #14 North Carolina (W, 14-7)	-	-	1.2	3	1	1	1	0	0	3.49	43
6/16	vs. #6 Mississippi State (L, 4-5)	-	-	0.2	1	0	0	1	1	0	3.45	17

2020 - JUNIOR YEAR

Date	Opp (Res.)	DEC	QS	IP	H	R	ER	BBSO	HR	ERA	NP	
2/14	ILLINOIS-CHICAGO (W, 5-3)	-	-	4.0	0	0	0	1	6	0	0.00	60
2/21	UCF (L, 1-3)	-	-	3.2	3	0	0	0	3	0	0.00	44
2/28	WRIGHT STATE (W, 7-2)	-	-	3.0	2	0	0	0	5	0	0.00	42
3/6	CHICAGO STATE (W, 6-0)	-	-	2.0	0	0	0	0	3	0	0.00	27

2021 - SENIOR YEAR

Date	Opp (Res.)	DEC	QS	IP	H	R	ER	BB	SO	HR	ERA	NP
2/19	*PRESBYTERIAN (W, 14-3)	W	-	5.0	3	3	2	1	6	1	3.60	73
2/26	*vs. #25 Oklahoma (L, 3-4 [10])	-	-	4.1	3	1	1	3	3	0	2.89	72
3/12	*LITTLE ROCK (W, 7-0)	W	-	5.0	3	0	0	1	5	0	1.88	58
3/19	*at #4 Ole Miss (L, 0-1)	-	X	7.0	4	0	0	1	4	0	1.27	94

3/26	*KENTUCKY (L, 6-8 [10])	-	-	5.0	3	2	2	2	1	0	1.71	75
------	-------------------------	---	---	-----	---	---	---	---	---	---	------	----

CAM HILL'S CAREER APPEARANCES

2021 - FRESHMAN YEAR

Date	Opp (Res.)	DEC	QS	IP	H	R	ER	BB	SO	HR	ERA	NP
2/21	PRESBYTERIAN (W, 2-1 [10])	W	-	1.0	0	0	0	0	2	0	0.00	12
2/28	vs. Texas A&M (W, 6-1)	-	-	1.0	1	1	1	1	2	0	4.50	29
3/7	#18 BOSTON COLLEGE (L, 9-11 [10])	-	-	0.2	4	5	5	0	0	0	20.25	30
3/14	LITTLE ROCK (L, 6-12)	-	-	0.1	3	4	4	1	0	0	30.00	20
3/21	at #4 Ole Miss (L, 11-19)	-	-	0.0	2	3	2	3	0	0	36.00	22
3/27	KENTUCKY (L, 4-6)	-	-	1.0	0	0	0	0	1	0	27.00	10

WILL MORRISON'S CAREER APPEARANCES

2019 - FRESHMAN YEAR

Date	Opp (Res.)	DEC	QS	IP	H	R	ER	BB	SO	HR	ERA	NP
2/16	GEORGIA SOUTHERN (L, 5-7)	-	-	0.1	2	2	2	0	0	0	54.00	8
2/19	ALABAMA A&M (W, 10-1)	-	-	2.0	1	0	0	1	5	0	7.71	40
2/24	at UCF (W, 13-9)	-	-	2.0	1	1	1	0	0	1	6.23	23
3/6	UT MARTIN (W, 2-0)	-	-	0.2	1	0	0	1	1	0	5.40	21
3/19	at UAB (W, 13-5)	-	-	2.0	2	1	1	0	1	0	5.14	22
3/24	at #4 Mississippi State (L, 15-20)	-	-	0.1	0	0	0	0	0	0	4.91	1
3/26	vs. Alabama (L, 3-6)	-	-	0.0	0	1	1	1	0	0	6.14	4
4/2	GEORGIA TECH (L, 3-9)	-	-	1.1	2	0	0	1	1	0	5.29	24
4/6	#9 ARKANSAS (L, 0-8)	-	-	3.0	4	2	2	1	1	0	5.40	50
4/9	JACKSONVILLE STATE (L, 6-11)	-	-	3.0	0	0	0	0	0	0	4.30	28
4/12	at #12 Texas A&M (L, 0-4)	-	-	1.0	0	0	0	0	1	0	4.02	9
4/16	at #16 Georgia Tech (L, 6-11)	-	-	0.2	2	3	3	0	0	0	5.51	12
4/23	at Jacksonville State (W, 14-2)	-	-	0.2	2	1	1	1	0	0	5.82	15
4/25	at #4 Vanderbilt (L, 6-12)	-	-	1.1	1	0	0	0	2	0	5.40	17
4/26	at #4 Vanderbilt (L, 2-5)	-	-	1.2	2	0	0	0	0	0	4.95	18
5/4	ALABAMA (L, 6-7)	-	-	0.2	1	0	0	1	1	0	4.79	14
5/5	ALABAMA (W, 17-7)	-	-	1.0	1	0	0	0	1	0	4.57	

3/2	*CINCINNATI (W, 5-0)	W	X	7.0	3	0	0	0	10	0	0.00	88
3/9	*UTSA (W, 5-0)	W	X	9.0	4	0	0	0	7	0	0.00	98
3/16	*#21 TENNESSEE (W, 5-2)	-	-	4.0	2	1	1	0	4	1	0.31	55
4/20	#17 OLE MISS (W, 6-5)	-	-	2.1	0	0	0	1	1	0	0.29	29
4/27	at #4 Vanderbilt (L, 5-9)	-	-	2.1	3	1	1	1	3	0	0.53	43
5/3	*ALABAMA (W, 5-1)	W	-	5.0	5	1	1	2	0	0	0.70	63
5/10	*#7 GEORGIA (L, 2-11)	L	-	3.2	7	6	6	1	3	1	1.91	65
5/17	*at #20 LSU (L, 1-5)	L	-	7.0	8	4	4	1	6	0	2.37	97
5/23	*vs. #17 LSU (L, 3-4)	-	-	5.2	5	1	1	1	5	0	2.29	102
5/31	*vs. Coastal Carolina (W, 16-7)	-	-	3.2	6	2	2	1	4	1	2.45	86
6/8	*at #14 North Carolina (W, 11-7)	-	-	5.0	8	4	4	1	3	0	2.83	77
6/16	*vs. #6 Mississippi State (L, 4-5)	-	-	5.0	6	1	1	3	1	0	2.75	102

2020 - JUNIOR YEAR

Date	Opp (Res.)	DEC	QS	IP	H	R	ER	BBSO	HR	ERA	NP	
2/15	*ILLINOIS-CHICAGO (W, 18-1)	W	-	5.0	3	1	1	3	8	1	1.80	71
2/22	*UCF (L, 3-7)	L	-	5.0	1	3	2	1	5	1	2.70	62
2/29	*WRIGHT STATE (W, 20-6)	W	-	5.0	9	4	3	0	6	1	3.60	91
3/7	*CHICAGO STATE (W, 16-2)	W	X	6.0	4	2	2	1	6	0	3.43	74

2021 - SENIOR YEAR

Date	Opp (Res.)	DEC	QS	IP	H	R	ER	BBSO	HR	ERA	NP	
3/21	at #4 Ole Miss (L, 11-19)	-	-	0.1	4	5	5	2	0	0	99.00	23
3/27	KENTUCKY (L, 6-7)	L	-	2.0	3	1	1	0	1	0	23.14	31

CARSON SKIPPER'S CAREER APPEARANCES

*-Starter

2019 - FRESHMAN YEAR

Date	Opp (Res.)	DEC	QS	IP	H	R	ER	BBSO	HR	ERA	NP	
2/15	GEORGIA SOUTHERN (W, 11-2)	-	-	3.0	3	0	0	1	1	0	0.00	48
2/19	*ALABAMA A&M (W, 10-1)	W	-	4.0	2	1	0	0	8	0	0.00	67
2/24	at UCF (W, 13-9)	W	-	2.0	3	3	3	3	1	1	3.00	58
3/2	*CINCINNATI (W, 9-5)	-	-	3.0	5	4	3	0	4	1	4.50	59
3/6	UT MARTIN (W, 2-0)	-	-	2.1	0	0	0	0	5	0	3.77	31
3/9	*UTSA (W, 8-3)	W	-	4.2	5	0	0	0	5	0	2.84	70
3/17	*#21 TENNESSEE (W, 5-3)	-	-	3.0	3	2	1	1	1	0	2.86	46
3/23	*at #4 Mississippi State (L, 2-15)	L	-	0.2	5	5	4	2	1	0	4.37	35
3/24	at #4 Mississippi State (L, 15-20)	-	-	0.1	2	3	3	1	0	1	5.48	9
3/30	*at South Carolina (W, 7-5)	-	-	1.0	4	3	3	2	1	0	6.38	43
4/5	#9 ARKANSAS (W, 6-3)	-	-	0.2	1	0	0	0	1	0	6.20	8
4/5	#9 ARKANSAS (L, 6-9)	L	-	3.0	3	5	5	3	3	2	7.16	78
4/9	JACKSONVILLE STATE (L, 6-11)	-	-	0.0	0	0	0	2	0	0	7.16	10
4/16	*at #16 Georgia Tech (L, 6-11)	-	-	2.1	1	1	1	4	3	0	6.82	53
4/23	at Jacksonville State (W, 14-2)	-	-	1.0	0	0	0	1	0	0	6.61	17
4/25	at #4 Vanderbilt (L, 6-12)	-	-	1.1	3	2	2	3	1	0	6.89	43
5/7	*UAB (L, 4-6)	L	-	2.1	5	4	4	0	3	0	7.46	48

2020 - SOPHOMORE YEAR

Date	Opp (Res.)	DEC	QS	IP	H	R	ER	BBSO	HR	ERA	NP	
2/15	ILLINOIS-CHICAGO (W, 7-3)	-	-	1.0	0	0	0	0	2	0	0.00	16
2/19	OAKLAND (W, 17-1)	-	-	2.0	2	0	0	0	2	0	0.00	28
2/22	UCF (L, 3-7)	-	-	1.1	1	0	0	0	2	0	0.00	20
2/25	ALABAMA A&M (W, 10-0)	-	-	1.0	0	0	0	0	2	0	0.00	11
2/28	WRIGHT STATE (W, 7-2)	-	-	1.0	0	0	0	1	1	0	0.00	14
3/8	CHICAGO STATE (W, 9-0)	-	-	1.0	0	0	0	1	2	0	0.00	16
3/10	GEORGIA TECH (L, 2-6)	-	-	1.2	2	1	1	1	1	0	1.00	37

2021 - JUNIOR YEAR

Date	Opp (Res.)	DEC	QS	IP	H	R	ER	BBSO	HR	ERA	NP	
2/20	PRESBYTERIAN (W, 6-1)	-	-	1.0	1	0	0	0	1	0	0.00	9
2/24	ALABAMA A&M (W, 33-0)	-	-	1.0	1	0	0	0	0	0	0.00	8
2/26	vs. #25 Oklahoma (L, 3-4 [10])	-	-	2.0	1	0	0	1	3	0	0.00	39
2/28	vs. Texas A&M (W, 6-1)	-	-	1.0	0	0	0	0	1	0	0.00	15
3/7	#18 BOSTON COLLEGE (L, 9-11 [10])	-	-	0.2	0	0	0	0	1	0	0.00	13

JACK SOKOL'S CAREER APPEARANCES

2021 - FRESHMAN YEAR

Date	Opp (Res.)	DEC	QS	IP	H	R	ER	BBSO	HR	ERA	NP	
2/24	*ALABAMA A&M (W, 33-0)	W	-	4.0	1	0	0	3	6	0	0.00	52
3/21	at #4 Ole Miss (L, 11-19)	-	-	0.2	0	0	0	1	0	0	0.00	8

CARSON SWILLING'S CAREER APPEARANCES

2021 - FRESHMAN YEAR

Date	Opp (Res.)	DEC	QS	IP	H	R	ER	BBSO	HR	ERA	NP	
2/19	PRESBYTERIAN (W, 14-3)	-	-	1.0	0	0	0	0	1	0	0.00	11
2/23	ALABAMA A&M (W, 18-2 [7])	-	-	1.0	0	0	0	0	2	0	0.00	15
3/6	#18 BOSTON COLLEGE (W, 16-1)	-	-	1.2	1	0	0	1	1	0	0.00	40
3/12	LITTLE ROCK (W, 7-0)	-	-	1.0	0	0	0	0	1	0	0.00	10
3/16	at Lipscomb (W, 9-7)	W	-	3.2	3	1	1	0	2	1	1.08	42
3/20	at #4 Ole Miss (L, 5-6)	-	-	1.2	2	0	0	1	3	0	0.90	45
3/27	KENTUCKY (L, 4-6)	-	-	1.0	2	1	1	1	0	0	1.64	16

SEB THOMAS' CAREER APPEARANCES

2020 - FRESHMAN YEAR

Date	Opp (Res.)	DEC	QS	IP	H	R	ER	BB	SO	HR	ERA	NP
2/15	ILLINOIS-CHICAGO (W, 18-1)	-	-	1.0	0	0	0	1	1	0	0.00	14
2/19	OAKLAND (W, 17-1)	-	-	1.0	0	0	0	0	0	0	0.00	6
2/22	UCF (L, 3-7)	-	-	0.2	2	1	1	0	2	0	3.38	11
2/25	ALABAMA A&M (W, 10-0)	-	-	1.0	0	0	0	0	2	0	2.45	10
2/29	WRIGHT STATE (W, 20-6)	-	-	1.0	0	0	0	0	1	0	1.93	12
3/7	CHICAGO STATE (W, 16-2)	-	-	1.0	0	0	0	0	0	0	1.59	9
3/11	WOFFORD (L, 3-4)	-	-	2.0	2	0	0	3	0	0	1.17	49

2021 - SOPHOMORE YEAR

Date	Opp (Res.)	DEC	QS	IP	H	R	ER	BB	SO	HR	ERA	NP
2/19	PRESBYTERIAN (W, 14-3)	-	-	1.0	0	0	0	0	2	0	0.00	11
2/21	PRESBYTERIAN (W, 2-1 [10])	-	-	2.2	2	0	0	0	1	0	0.00	28
2/24	ALABAMA A&M (W, 33-0)	-	-	1.0	1	0	0	0	1	0	0.00	9
2/26	vs. #25 Oklahoma (L, 3-4 [10])	L	-	0.2	1	1	1	1	0	0	1.69	12
3/5	#18 BOSTON COLLEGE (L, 2-8)	-	-	2.1	1	0	0	1	4	0	1.17	39
3/7	#18 BOSTON COLLEGE (L, 9-11 [10])	-	-	0.1	2	3	3	1	1	1	4.50	16
3/21	at #4 Ole Miss (L, 11-19)	-	-	2.0	1	1	1	1	1	0	4.50	29

SUPERLATIVES AND MISCELLANEOUS NOTES

STARTS BY POSITION

STARTING PITCHER

Mason Barnett	5	3-2
Trace Bright	5	2-3
Cody Greenhill	5	3-2
Richard Fitts	3	1-2
Jospeh Gonzalez	2	1-1
Peyton Glavine	1	1-0
Jack Sokol	1	1-0

CATCHER

Steven Williams	11	6-5
Ryan Dyal	6	3-3
Nate LaRue	5	2-3

FIRST BASE

Tyler Miller	19	8-11
Bryson Ware	2	2-0
J.S. Shenker	1	1-0

SECOND BASE

Brody Moore	20	9-11
Garrett Farquhar	2	2-0

THIRD BASE

Rankin Woley	20	9-11
Tyler Miller	2	2-0

SHORTSTOP

Ryan Bliss	20	9-11
Cole Foster	1	1-0
Brody Moore	1	1-0

LEFT FIELD

Judd Ward	15	7-8
Steven Williams	3	2-1
Josh Hall	3	2-1
Brayton Brown	1	1-0

CENTER FIELD

Kason Howell	21	10-11
Josh Hall	1	1-0

RIGHT FIELD

Bryson Ware	11	6-5
Josh Hall	6	4-2
Steven Williams	1	1-3
Bobby Peirce	1	0-1

DESIGNATED HITTER

Cam Hill	10	4-6
Bryson Ware	4	3-1
Steven Williams	2	2-0
Brayton Brown	2	1-1
Cole Foster	1	0-1
Bobby Peirce	1	0-1
J.S. Shenker	1	0-1
Judd Ward	1	1-0

2021 AUBURN & OPPONENT HIGHS

TEAM BATTING

	AUBURN	OPPONENT
Runs in a game	33, vs. AAMU (2/24)	19, Ole Miss (3/21)
Runs in an inning	14, vs. AAMU [4th] (2/24)	8, BC [9th] (3/7)
Most Hits in a game	27, vs. AAMU (2/24)	16, Ole Miss (3/21)
Fewest Hits in a game	5, at Ole Miss (3/21)	3, four times
Hits in an inning	8, two times	6, two times
2B in a game	11, vs. AAMU (2/24)	4, Ole Miss (3/21)
3B in a game	2, vs. AAMU (2/24)	1, Little Rock (3/14)
HR in a game	4, two times	4, BC (3/5)
SB in a game	4, vs. Texas A&M (2/28)	4, Kentucky (3/26)
LOB in a game	12, vs. Baylor (2/27)	15, Oklahoma (2/26)
K in a game	14, at Ole Miss (3/19)	15, UAB (3/9)
BB in a game	12, vs. AAMU (2/23)	11, Ole Miss (3/21)

TEAM PITCHING

	AUBURN	OPPONENT
K in a game	15, at UAB (3/9)	14, Ole Miss (3/19)
BB in a game	11, at Ole Miss (3/21)	12, AAMU (2/23)
Pitchers used	7, at Ole Miss (3/21)	7, three times
Total Quality Starts	3	5

TEAM FIELDING

	AUBURN	OPPONENT
Errors in a game	2, three times	3, four times
DP turned in a game	3, vs. Baylor (2/27)	3, two times

IND. BATTING

	AUBURN	OPPONENT
Hits in a game	4, four times	4, Elko [OM] (3/21)
Runs in a game	6, Ware vs. AAMU (2/24)	3, four times
2B in a game	2, three times	2, three times
3B in a game	1, five times	1, Williams [LR] (3/14)
HR in a game	2, two times	2, three times
RBI in a game	7, Moore vs. AAMU (2/24)	5, Church [UK] (3/26)
XBH in a game	2, 12 times	2, 10 times
SB in a game	2, Hall vs. AAMU (2/23)	2, three times
BB in a game	3, three times	3, four times
HBP in a game	2, Woley vs. BC (3/6)	1, 15 times
K in a game	4, Hall at Ole Miss (3/20)	4, Floyd [UAB] (3/9)
Hitting Streak	12, Woley (2/28-3/21)	3, nine times
Consec. G w/HR	Hill vs. BC (3/6-7)	--

IND. PITCHING

	AUBURN	OPPONENT
K by a starter	9, Barnett vs. LR (3/13)	13, Hoglund [OM] (3/19)
K by a reliever	8, Mullins at UAB (3/9)	4, five times
BB by a starter	3, three times	5, Bohannon [UAB] (3/9)
BB by a reliever	3, four times	5, Stewart [AAMU] (2/23)
IP by a starter	7.0, two times	8.0, Hoglund [OM] (3/19)
IP by a reliever	4.0 Mullins at UAB (3/9)	6.0, Godman [OU] (2/26)

MISCELLANEOUS

	AUBURN
Biggest comeback win	3, at LIP (3/16)
Biggest blown lead loss	8, vs. BC (3/7)
Largest margin of victory	33, vs. AAMU (2/24)
Largest margin of defeat	8, at Ole Miss (3/21)
Longest game, Time	4:35, vs. Kentucky (3/26)
Longest game, Time (9 inn)	3:50, at Ole Miss (3/21)
Shortest game, Time (9 inn)	2:12, at Ole Miss (3/19)
Longest game, Innings	10, four times
Largest crowd, Home	850, 14 times
Largest crowd, Road	10,304, at Ole Miss (3/20)
Largest crowd, Neutral	--

STARTS BY ORDER

LEADOFF

Judd Ward	10	7-3
Ryan Bliss	6	0-6
Josh Hall	2	2-0
Kason Howell	2	1-1
Steven Williams	2	1-1

2ND SPOT

Ryan Bliss	14	9-5
Josh Hall	4	2-2
Brody Moore	2	0-2
Judd Ward	2	0-2

3RD SPOT

Steven Williams	8	5-3
Bryson Ware	7	5-2
Rankin Woley	5	0-5
Tyler Miller	1	0-1
Brody Moore	1	1-0

CLEANUP

Rankin Woley	14	9-5
Tyler Miller	5	0-5
Steven Williams	3	2-1

5TH SPOT

Tyler Miller	11	7-4
Brody Moore	5	2-3
Bryson Ware	2	1-1
Steven Williams	2	1-1
Kason Howell	1	0-1
Rankin Woley	1	0-1

6TH SPOT

Bryson Ware	8	5-3
Steven Williams	4	2-2
Tyler Miller	3	2-1
Kason Howell	2	1-1
Brayton Brown	1	0-1
Josh Hall	1	0-1
Cam Hill	1	1-0
Brody Moore	1	0-1
Judd Ward	1	0-1

7TH SPOT

Cam Hill	8	3-5
Kason Howell	6	4-2
Bobby Peirce	2	0-2
Brayton Brown	1	0-1
Ryan Dyal	1	0-1
Tyler Miller	1	1-0
Brody Moore	1	1-0
J.S. Shenker	1	1-0
Judd Ward	1	1-0

8TH SPOT

Brody Moore	6	4-2
Ryan Dyal	4	3-1
Kason Howell	4	0-4
Nate LaRue	3	2-1
Josh Hall	2	2-0
Cam Hill	1	0-1
J.S. Shenker	1	0-1
Steven Williams	1	0-1

9TH SPOT

Kason Howell	6	4-2
Brody Moore	5	2-3
Josh Hall	3	1-2
Garrett Farquhar	2	2-0
Cole Foster	2	1-1
Nate LaRue	2	0-2
Brayton Brown	1	1-0
Ryan Dyal	1	0-1

PITCHING NOTES

2021 BULLPEN BY NUMBERS

Total App.....	69
Saves/Opp.....	1/2
IR/IRS.....	38/18
BA Against.....	.264
ERA.....	4.95

SAVES/OPP

Mason Barnett.....	0/1
Richard Fitts.....	1/1

INHERITED RUNNERS/SCORED

Mason Barnett.....	2/0
Blake Burkhalter.....	3/0
Brooks Fuller.....	5/5
Peyton Glavine.....	1/1
Joseph Gonzalez.....	4/1
Cam Hill.....	1/1
Will Morrison.....	3/0
Hayden Mullins.....	4/3
Carson Skipper.....	1/1
Jack Sokol.....	2/0
Carson Swilling.....	5/3
Seb Thomas.....	7/3

1ST BATTER FACED/RETIRED

Mason Barnett.....	1/0
Trace Bright.....	2/1
Blake Burkhalter.....	8/8
Richard Fitts.....	2/1
Brooks Fuller.....	8/5
Peyton Glavine.....	6/2
Joseph Gonzalez.....	6/4
Cam Hill.....	6/4
Will Morrison.....	2/2
Hayden Mullins.....	6/4
Jack Owen.....	2/1
Carson Skipper.....	5/4
Jack Sokol.....	1/0
Carson Swilling.....	7/3
Seb Thomas.....	7/4

RELIEF ERA

Will Morrison.....	0.00
Carson Skipper.....	0.00
Jack Sokol.....	0.00
Hayden Mullins.....	0.82
Carson Swilling.....	1.64
Blake Burkhalter.....	1.69
Richard Fitts.....	3.00
Peyton Glavine.....	3.65
Joseph Gonzalez.....	4.26
Seb Thomas.....	4.50
Mason Barnett.....	6.75
Brooks Fuller.....	8.25
Trace Bright.....	9.00
Jack Owen.....	23.14
Cam Hill.....	27.00

BP SCORELESS IP (current/long)

Mason Barnett.....	0.1	7.2
Trace Bright.....	0.1	3.1
Blake Burkhalter.....	0.1	10.0
Richard Fitts.....	0.1	11.1
Brooks Fuller.....	5.1	5.1
Peyton Glavine.....	1.0	5.1
Joseph Gonzalez.....	0.2	3.1
Cody Greenhill.....	14.0	14.0
Cam Hill.....	1.0	1.1
Will Morrison.....	2.0	7.0
Hayden Mullins.....	1.2	11.1
Jack Owen.....	0.1	7.1
Carson Skipper.....	5.2	9.0
Jack Sokol.....	0.2	0.2
Carson Swilling.....	0.1	7.2
Seb Thomas.....	--	10.1
Garrett Wade.....	7.1	7.1

2021 Auburn Baseball Team Game-by-Game for Auburn (as of Mar 29, 2021) Batting (All games)

Date	Opponent	ab	r	h	rbi	2b	3b	hr	tb	bb	ibb	sb	cs	hbp	sac	sf	gdp	k	po	a	e	lob	avg
Feb 19	PRESBYTERIAN	39	14	14	14	1	1	2	23	6	0	1	1	1	0	0	0	6	27	4	1	8	.359
Feb 20	PRESBYTERIAN	35	6	11	5	2	0	3	22	0	0	1	0	1	0	0	0	7	27	7	0	6	.338
Feb 21	PRESBYTERIAN	32	2	8	2	2	0	0	10	6	0	1	1	1	1	0	0	6	30	14	2	11	.311
Feb 23	ALABAMA A&M	32	18	14	16	2	1	3	27	12	0	2	0	1	0	2	0	7	21	8	2	11	.341
Feb 24	ALABAMA A&M	48	33	27	33	11	2	1	45	11	1	3	0	4	0	4	0	5	27	10	0	10	.398
Feb 26	vs OU	38	3	11	2	1	0	2	18	3	0	0	0	0	0	0	3	7	29	10	1	8	.379
Feb 27	vs Baylor	35	6	9	6	1	1	1	15	9	0	2	0	0	0	0	1	7	27	13	1	12	.363
Feb 28	vs Texas A&M	35	6	12	5	2	0	0	14	5	0	4	2	0	1	0	1	6	27	12	0	8	.361
Mar 05	BOSTON COLLEG	35	2	7	2	1	0	0	8	4	0	0	0	0	0	1	0	6	27	6	1	11	.343
Mar 06	BOSTON COLLEG	36	16	11	16	1	0	4	24	7	0	0	0	2	0	0	0	8	27	11	1	5	.340
Mar 07	BOSTON COLLEG	40	9	13	9	2	0	1	18	5	1	2	1	0	1	0	1	8	30	12	1	7	.338
Mar 09	at UAB	31	6	6	4	2	0	0	8	8	0	0	0	1	0	1	2	5	27	7	1	8	.328
Mar 12	LITTLE ROCK	30	7	8	6	1	0	2	15	4	0	1	0	0	1	0	2	7	27	8	0	4	.324
Mar 13	LITTLE ROCK	33	6	9	6	3	0	0	12	3	0	3	1	1	0	0	0	5	27	5	0	7	.321
Mar 14	LITTLE ROCK	38	6	13	6	1	0	2	20	1	0	0	0	0	1	1	6	27	6	1	7	.322	
Mar 16	at Lipscomb	37	9	12	9	0	0	4	24	4	0	0	1	0	0	0	1	9	27	7	1	5	.322
*Mar 19	at Ole Miss	32	0	5	0	1	0	0	6	1	0	0	0	0	0	0	0	14	24	11	0	6	.314
*Mar 20	at Ole Miss	38	5	11	5	1	0	3	21	1	0	0	0	1	0	0	0	12	24	6	1	8	.312
*Mar 21	at Ole Miss	41	11	15	11	2	0	1	20	3	0	0	0	1	0	1	1	10	24	10	1	8	.315
*Mar 26	KENTUCKY	39	6	11	6	3	0	2	20	4	1	0	1	2	0	1	0	7	30	7	2	10	.314
*Mar 27	KENTUCKY	33	6	7	5	2	0	1	12	9	0	0	1	1	1	0	0	9	27	5	1	11	.309
*Mar 27	KENTUCKY	33	4	10	4	2	0	0	12	5	2	0	1	0	0	0	3	8	27	16	0	7	.309
Totals		790	181	244	172	44	5	32	394	111	5	20	10	17	5	12	16	165	590	195	18	178	.309

AUBURN STARTING PITCHER BREAKDOWN

Starter	GS	Quality Starts	Run Support	RS/Start	Auburn Record
T. Bright	5	1	30	6.0	2-3
M. Barnett	5	1	24	4.8	3-2
C. Greenhill	5	1	17	3.4	2-3
R. Fitts	3	0	2	0.7	1-2
J. Gonzalez	2	0	4	2.0	1-1
P. Glavine	1	0	1	1.0	1-0
J. Sokol	1	0	19	19.0	1-0

Auburn Overall Rankings

Category	Rank	No.
ERA	13th	4.76
Opp BA	13th	.242
Hits Allowed	7th	180
Walks	7th	80
Strikeouts	13th	201

Auburn SEC-Only Rankings

Category	Rank	No.
ERA	14th	7.44
Opp BA	13th	.296
Hits Allowed	13th	63
Walks	11th	30
Strikeouts	T-11th	47

AUBURN PITCHING BREAKDOWN

	W-L	ERA	IP	H	R	ER	BB	K	HR	AVG	W-L	ERA	IP	H	R	ER	BB	K	HR	AVG	
STARTERS	7-6	4.57	100.1	80	57	51	31	93	11	.220	HOME	8-6	3.90	127.0	106	60	55	36	140	15	.226
RELIEVERS	4-5	4.95	96.1	100	58	53	49	108	10	.264	ROAD	2-3	7.07	42.0	43	38	33	28	44	4	.254
TOTALS	11-11	4.76	196.2	180	115	104	80	201	21	.242	NEUT.	1-2	5.20	27.2	31	17	16	16	17	2	.295

HITTING NOTES

2021 MULTI-HIT GAMES

	2	3	4	5+	Total
Ryan Bliss	11	1	1	-	13
Tyler Miller	5	5	1	-	11
Rankin Woley	6	2	-	-	8
Bryson Ware	5	2	-	-	7
Kason Howell	6	-	-	-	6
Josh Hall	4	1	-	-	5
Brody Moore	2	2	1	-	5
Cam Hill	3	1	-	-	4
Judd Ward	2	1	1	-	4
Steven Williams	4	-	-	-	4
Garrett Farquhar	1	1	-	-	2
Brayton Brown	1	-	-	-	1
Cole Foster	1	-	-	-	1
Nate LaRue	1	-	-	-	1

CAREER MULTI-HIT GAMES

	2	3	4	5+	Total
Ryan Bliss	35	7	2	-	44
Steven Williams	27	8	4	-	39
Rankin Woley	27	8	1	-	36
Judd Ward	22	9	3	-	34
Kason Howell	22	3	-	-	25
Brody Moore	8	4	1	-	13
Tyler Miller	5	5	1	-	11
Bryson Ware	5	2	-	-	7
Garrett Farquhar	4	1	-	-	5
Josh Hall	4	1	-	-	5
Cam Hill	3	1	-	-	4
Brayton Brown	1	-	-	-	1
Johnny Ceccoli	1	-	-	-	1
Cole Foster	1	-	-	-	1
Nate LaRue	1	-	-	-	1
J.S. Shenker	1	-	-	-	1

2021 MULTI-RBI GAMES

	2	3	4	5+	Total
Tyler Miller	3	2	2	1	8
Brody Moore	5	-	-	1	6
Cam Hill	1	3	1	-	5
Steven Williams	3	-	1	-	4
Ryan Bliss	3	-	-	-	3
Kason Howell	1	2	-	-	3
Judd Ward	3	-	-	-	3
Bryson Ware	1	-	2	-	3
Brayton Brown	1	1	-	-	2
Josh Hall	1	1	-	-	2
Rankin Woley	1	-	1	-	2
Nate LaRue	1	-	-	-	1
Bobby Peirce	1	-	-	-	1

CAREER MULTI-RBI GAMES

	2	3	4	5+	Total
Steven Williams	17	9	3	2	31
Rankin Woley	14	5	3	-	22
Ryan Bliss	12	2	4	-	18
Judd Ward	11	3	1	1	16
Brody Moore	8	-	-	1	9
Tyler Miller	4	2	2	1	9
Kason Howell	2	4	-	-	6
Cam Hill	1	3	1	-	5
Bryson Ware	1	-	2	-	3
Brayton Brown	1	1	-	-	2
Johnny Ceccoli	2	-	-	-	2
Garrett Farquhar	1	-	1	-	2
Josh Hall	1	1	-	-	2
J.S. Shenker	2	-	-	-	2
Nate LaRue	1	-	-	-	1
Bobby Peirce	1	-	-	-	1

CAREER STARTS

	Career	Consec.
Steven Williams	161	1
Judd Ward	120	7
Ryan Bliss	104	17
Rankin Woley	102	17
Kason Howell	94	18
Brody Moore	39	20
Tyler Miller	30	20
Bryson Ware	17	-
Garrett Farquhar	12	-
Josh Hall	10	-
Brayton Brown	10	-
Cam Hill	10	1
Nate LaRue	8	-
J.S. Shenker	8	-
Ryan Dyal	6	1
Johnny Ceccoli	2	-
Cole Foster	2	1

TEAM NOTES

Auburn Overall SEC Rankings			Auburn SEC-Only Rankings		
Category	Rank	No.	Category	Rank	No.
Avg.	2nd	.309	Avg.	4th	.273
Hits	T-3rd	244	Hits	2nd	59
2B	T-5th	44	2B	T-3rd	11
HR	T-6th	32	HR	T-5th	7
BB	10th	111	BB	8th	23

2021 AUBURN HOME RUNS

No.	Player (#)	Opponent (Date)	On	Outs	Inn.	Pitcher
1	Judd Ward (1)	Presbyterian (2/19)	1	2	2	Miles (R)
2	Rankin Woley (1)	Presbyterian (2/19)	2	2	7	Rorabeck (R)
3	Bryson Ware (1)	Presbyterian (2/20)	0	2	1	McDaniel (L)
4	Nate LaRue (1)	Presbyterian (2/20)	0	0	7	Flood (R)
5	Ryan Bliss (1)	Presbyterian (2/20)	0	2	7	Flood (R)
6	Judd Ward (2)	Alabama A&M (2/23)	0	0	1	Febus (R)
7	Bryson Ware (2)	Alabama A&M (2/23)	1	0	1	Febus (R)
8	Brayton Brown (1)	Alabama A&M (2/23)	0	0	5	Torres (R)
9	Tyler Miller (1)	Alabama A&M (2/24)	1	2	4	Baker (R)
10	Ryan Bliss (2)	Oklahoma (2/26)	0	1	3	Olds (R)
11	Steven Williams (1)	Oklahoma (2/26)	0	2	3	Olds (R)
12	Tyler Miller (2)	Baylor (2/27)	0	0	8	Miller (R)
13	Cam Hill (1)	Boston College (3/6)	3	2	1	Sheehan (R)
14	Steven Williams (2)	Boston College (3/6)	1	1	4	Mancini (R)
15	Tyler Miller (3)	Boston College (3/6)	2	2	5	West (R)
16	Rankin Woley (2)	Boston College (3/6)	0	2	7	Lombardi (R)
17	Cam Hill (2)	Boston College (3/7)	1	1	2	Vetrano (L)
18	Ryan Bliss (3)	Little Rock (3/12)	0	1	1	Funk (R)
19	Tyler Miller (4)	Little Rock (3/12)	2	2	5	Funk (R)
20	Steven Williams (2)	Little Rock (3/14)	0	1	3	DeCooman (L)
21	Brody Moore (1)	Little Rock (3/14)	1	1	9	Barkley (R)
22	Tyler Miller (5)	Lipscomb (3/16)	0	1	2	Bierman (R)
23	Kason Howell (1)	Lipscomb (3/16)	0	0	3	Bierman (R)
24	Tyler Miller (6)	Lipscomb (3/16)	2	2	3	Bierman (R)
25	Ryan Bliss (4)	Lipscomb (3/16)	0	0	5	Williams (R)
26	Ryan Bliss (5)	Ole Miss (3/20)	0	0	3	McDaniel (R)
27	Ryan Bliss (6)	Ole Miss (3/20)	0	0	7	Miller (R)
28	Tyler Miller (7)	Ole Miss (3/20)	0	2	7	Miller (R)
29	Brayton Brown (2)	Ole Miss (3/21)	2	2	8	Savell (R)
30	Tyler Miller (8)	Kentucky (3/26)	0	2	1	Miller (R)
31	Cam Hill (3)	Kentucky (3/26)	0	1	9	Jones (R)
32	Kason Howell (2)	Kentucky (3/27)	1	1	6	Kammin (R)

AUBURN CAREER HOME RUN BREAKDOWN

	1R	2R	3R	GS	Career	Home	Road	Last
Bliss	10	--	1	--	11	5	6	3/20/21
Brown	2	--	1	--	3	2	1	3/21/21
Ceccoli	1	--	--	--	1	1	--	2/19/20
Hill	1	1	--	1	3	3	--	3/26/21
Howell	1	1	--	--	2	1	1	3/27/21
LaRue	1	--	--	--	1	1	--	2/20/21
Miller	4	1	3	--	8	4	4	3/26/21
Moore	--	1	--	--	1	1	--	3/14/21
Ward	4	2	3	0	9	6	3	2/23/21
Ware	1	1	--	--	2	2	--	2/23/21
Williams	9	8	8	1	26	14	12	3/14/21
Woley	4	1	2	--	7	4	3	3/6/21

HITTING STREAKS

	Current	'21	Career
Ryan Bliss	1	8	10
Brayton Brown	-	2	3
Johnny Ceccoli	-	-	2
Ryan Dyal	1	2	2
Garrett Farquhar	-	1	3
Cole Foster	1	2	2
Josh Hall	-	4	4
Cam Hill	-	4	4
Kason Howell	-	5	6
Nate LaRue	-	2	2
Tyler Miller	-	5	5
Brody Moore	2	6	8
Bobby Peirce	-	1	1
J.S. Shenker	3	3	4
Judd Ward	1	4	7
Bryson Ware	-	6	6
Steven Williams	-	4	6
Rankin Woley	2	12	12

REACHED BASE STREAKS

	Current	'21	Career
Ryan Bliss	1	18	28
Brayton Brown	-	4	4
Johnny Ceccoli	-	3	3
Ryan Dyal	2	6	6
Garrett Farquhar	-	2	4
Cole Foster	1	2	2
Josh Hall	-	5	5
Cam Hill	-	8	8
Kason Howell	4	5	17
Nate LaRue	2	2	2
Tyler Miller	10	10	10
Brody Moore	2	7	10
Bobby Peirce	-	1	1
J.S. Shenker	3	3	11
Judd Ward	3	5	18
Bryson Ware	-	6	6
Steven Williams	-	13	25
Rankin Woley	2	12	17

BUNT HITS

Player	No.
Josh Hall	2
Judd Ward	2
Ryan Bliss	1
Kason Howell	1
Brody Moore	1
TOTAL	7

SAC BUNTS

Player	No.
Ryan Bliss	1
Brayton Brown	1
Garrett Farquhar	1
Josh Hall	1
Kason Howell	1
TOTAL	5

SAC FLIES

Player	No.
Josh Hall	2
Tyler Miller	2
Judd Ward	2
Rankin Woley	2
Cam Hill	1
Brody Moore	1
Bryson Ware	1
Steven Williams	1
TOTAL	12

OUTFIELD ASSISTS

Player	No.
Kason Howell	2
Josh Hall	1
Judd Ward	1
TOTAL	4

PINCH HITS

Player	No.
Cam Hill	2
Bobby Peirce	2
J.S. Shenker	2
Josh Hall	1
Bryson Ware	1
TOTAL	8

AUBURN 2021 GAME-BY-GAME STARTING LINEUPS

DATE	OPP	1	2	3	4	5	6	7	8	9	SP
2/19	Presbyterian	Ward	Bliss	Ware	Woley	Miller	Williams	Howell	Hall	Moore	Greenhill
2/20	Presbyterian	Ward	Bliss	Ware	Woley	Williams	Howell	Shenker	LaRue	Farquhar	Fitts
2/21	Presbyterian	Ward	Bliss	Ware	Woley	Miller	Williams	Howell	Hall	Moore	Barnett
2/23	Alabama A&M	Ward	Hall	Ware	Williams	Moore	Hill	Miller	LaRue	Foster	Bright
2/24	Alabama A&M	Ward	Hall	Ware	Williams	Moore	Miller	Howell	Dyal	Farquhar	Sokol
2/26	vs. Oklahoma	Ward	Bliss	Ware	Williams	Woley	Miller	Howell	Hill	Moore	Greenhill
2/27	vs. Baylor	Ward	Bliss	Ware	Woley	Miller	Howell	Peirce	LaRue	Moore	Fitts
2/28	vs. Texas A&M	Williams	Bliss	Moore	Woley	Ware	Miller	Howell	Dyal	Brown	Bright
3/5	Boston College	Williams	Bliss	Miller	Woley	Ware	Hall	Howell	Dyal	Moore	Fitts
3/6	Boston College	Howell	Bliss	Williams	Woley	Miller	Ware	Hill	Moore	Hall	Barnett
3/7	Boston College	Howell	Bliss	Williams	Woley	Miller	Ware	Hill	Moore	Hall	Bright
3/9	at UAB	Ward	Bliss	Williams	Woley	Miller	Ware	Moore	Dyal	Howell	Gonzalez
3/12	Little Rock	Ward	Bliss	Williams	Woley	Miller	Ware	Hill	Moore	Howell	Greenhill
3/13	Little Rock	Hall	Bliss	Williams	Woley	Miller	Ware	Hill	Moore	Howell	Barnett
3/14	Little Rock	Bliss	Moore	Williams	Woley	Miller	Brown	Hill	Howell	LaRue	Bright
3/16	Lipscomb	Hall	Bliss	Williams	Woley	Miller	Ware	Ward	Moore	Howell	Glavine
3/19	at Ole Miss*	Ward	Bliss	Williams	Woley	Miller	Ware	Hill	Moore	Howell	Greenhill
3/20	at Ole Miss*	Bliss	Ward	Woley	Miller	Moore	Williams	Hill	Howell	Hall	Barnett
3/21	at Ole Miss*	Bliss	Ward	Woley	Miller	Moore	Williams	Dyal	Howell	Foster	Bright
3/26	Kentucky*	Bliss	Ward	Woley	Miller	Moore	Ware	Brown	Williams	Howell	Greenhill
3/27	Kentucky*	Bliss	Moore	Woley	Miller	Howell	Ward	Peirce	Shenker	LaRue	Barnett
3/27	Kentucky*	Bliss	Ward	Woley	Miller	Williams	Moore	Hill	Howell	Dyal	Gonzalez
4/1	at Arkansas*										
4/2	at Arkansas*										
4/3	at Arkansas*										
4/6	Kennesaw State										
4/9	Mississippi State*										
4/10	Mississippi State*										
4/11	Mississippi State*										
4/13	at Georgia Tech										
4/16	at Alabama*										
4/17	at Alabama*										
4/18	at Alabama*										
4/20	Samford										
4/21	Jacksonville State										
4/23	Florida*										
4/24	Florida*										
4/25	Florida*										
4/30	at Georgia*										
5/1	at Georgia*										
5/2	at Georgia*										
5/4	UAB										
5/7	LSU*										
5/8	LSU*										
5/9	LSU*										
5/11	at Samford										
5/14	Texas A&M*										
5/15	Texas A&M*										
5/16	Texas A&M*										
5/18	North Alabama										
5/20	at Missouri*										
5/21	at Missouri*										
5/22	at Missouri*										

* - SEC Game

AUBURN 2021 GAME-BY-GAME STARTERS

DATE	OPP	SP	C	1B	2B	3B	SS	LF	CF	RF	DH
2/19	Presbyterian	Greenhill	Williams	Miller	Moore	Woley	Bliss	Ward	Howell	Hall	Ware
2/20	Presbyterian	Fitts	LaRue	Shenker	Farquhar	Woley	Bliss	Ward	Howell	Ware	Williams
2/21	Presbyterian	Barnett	Williams	Miller	Moore	Woley	Bliss	Ward	Howell	Hall	Ware
2/23	Alabama A&M	Bright	LaRue	Ware	Moore	Miller	Foster	Ward	Hall	Williams	Hill
2/24	Alabama A&M	Sokol	Dyal	Ware	Farquhar	Miller	Moore	Ward	Howell	Hall	Williams
2/26	vs. Oklahoma	Greenhill	Williams	Miller	Moore	Woley	Bliss	Ward	Howell	Ware	Hill
2/27	vs. Baylor	Fitts	LaRue	Miller	Moore	Woley	Bliss	Ward	Howell	Ware	Peirce
2/28	vs. Texas A&M	Bright	Dyal	Miller	Moore	Woley	Bliss	Williams	Howell	Ware	Brown
3/5	Boston College	Fitts	Dyal	Miller	Moore	Woley	Bliss	Williams	Howell	Hall	Ware
3/6	Boston College	Barnett	Williams	Miller	Moore	Woley	Bliss	Hall	Howell	Ware	Hill
3/7	Boston College	Bright	Williams	Miller	Moore	Woley	Bliss	Hall	Howell	Ware	Hill
3/9	at UAB	Gonzalez	Dyal	Miller	Moore	Woley	Bliss	Williams	Howell	Ware	Ward
3/12	Little Rock	Greenhill	Williams	Miller	Moore	Woley	Bliss	Ward	Howell	Ware	Hill
3/13	Little Rock	Barnett	Williams	Miller	Moore	Woley	Bliss	Hall	Howell	Ware	Hill
3/14	Little Rock	Bright	LaRue	Miller	Moore	Woley	Bliss	Brown	Howell	Williams	Hill
3/16	Lipscomb	Glavine	Williams	Miller	Moore	Woley	Bliss	Ward	Howell	Hall	Ware
3/19	at Ole Miss*	Greenhill	Williams	Miller	Moore	Woley	Bliss	Ward	Howell	Ware	Hill
3/20	at Ole Miss*	Barnett	Williams	Miller	Moore	Woley	Bliss	Ward	Howell	Hall	Hill
3/21	at Ole Miss*	Bright	Dyal	Miller	Moore	Woley	Bliss	Ward	Howell	Williams	Foster
3/26	Kentucky*	Greenhill	Williams	Miller	Moore	Woley	Bliss	Ward	Howell	Ware	Brown
3/27	Kentucky*	Barnett	LaRue	Miller	Moore	Woley	Bliss	Ward	Howell	Peirce	Shenker
3/28	Kentucky*	Gonzalez	Dyal	Miller	Moore	Woley	Bliss	Ward	Howell	Williams	Hill
4/1	at Arkansas*										
4/2	at Arkansas*										
4/3	at Arkansas*										
4/6	Kennesaw State										
4/9	Mississippi State*										
4/10	Mississippi State*										
4/11	Mississippi State*										
4/13	at Georgia Tech										
4/16	at Alabama*										
4/17	at Alabama*										
4/18	at Alabama*										
4/20	Samford										
4/21	Jacksonville State										
4/23	Florida*										
4/24	Florida*										
4/25	Florida*										
4/30	at Georgia*										
5/1	at Georgia*										
5/2	at Georgia*										
5/4	UAB										
5/7	LSU*										
5/8	LSU*										
5/9	LSU*										
5/11	at Samford										
5/14	Texas A&M*										
5/15	Texas A&M*										
5/16	Texas A&M*										
5/18	North Alabama										
5/20	at Missouri*										
5/21	at Missouri*										
5/22	at Missouri*										

* - SEC Game

OVERALL STATS



**2021 Auburn Baseball
Overall Statistics for Auburn (as of Mar 27, 2021)
(All games Sorted by Batting avg)**



Record: 11-11 Home: 8-6 Away: 2-3 Neutral: 1-2 SEC: 0-6

Player	avg	gp-gs	ab	r	h	2b	3b	hr	rbi	tb	slg%	bb	hp	so	gdp	ob%	sf	sh	sb-att	po	a	e	fld%	
10 Miller, Tyler	.420	21-21	81	22	34	4	1	8	31	64	.790	10	0	12	3	.473	2	0	2-3	149	7	1	.994	
9 Bliss, Ryan	.368	20-20	87	18	32	3	0	6	15	53	.609	6	0	8	2	.409	0	1	3-5	20	54	4	.949	
4 Woley, Rankin	.333	20-20	81	18	27	8	0	2	11	41	.506	7	4	18	0	.404	2	0	1-1	18	38	4	.933	
2 Hall, Josh	.333	16-10	39	9	13	2	2	0	8	19	.487	3	0	9	0	.364	2	1	4-5	23	1	1	.960	
16 Hill, Cam	.325	14-10	40	7	13	1	1	3	17	25	.625	6	0	7	2	.404	1	0	0-0	0	1	0	1.000	
8 Ware, Bryson	.313	20-17	67	21	21	4	1	2	15	33	.493	9	2	24	1	.405	1	0	3-4	35	1	0	1.000	
19 Moore, Brody	.313	21-21	80	17	25	3	0	1	21	31	.388	9	0	7	3	.378	1	0	0-2	26	47	0	1.000	
1 Ward, Judd	.281	16-16	57	12	16	2	0	2	8	24	.421	8	2	10	0	.377	2	0	0-1	19	1	0	1.000	
5 Howell, Kason	.254	22-21	71	10	18	4	0	2	14	28	.394	16	3	14	0	.411	0	1	5-7	61	2	0	1.000	
41 Williams, Steven	.228	22-20	79	19	18	6	0	3	15	33	.418	14	1	20	2	.347	1	0	0-0	101	11	0	1.000	

7 Foster, Cole	.400	6-2	10	4	4	1	0	0	1	5	.500	2	1	3	0	.538	0	0	0-0	3	5	1	.889	
47 Farquhar, Garrett	.385	10-2	13	5	5	2	0	0	1	7	.538	2	1	3	0	.500	0	1	1-1	6	5	1	.917	
34 Shenker, John Sam	.286	9-2	14	3	4	1	0	0	2	5	.357	2	1	8	0	.412	0	0	0-0	11	0	0	1.000	
28 LaRue, Nate	.267	8-5	15	3	4	1	0	1	2	8	.533	3	0	1	1	.389	0	0	0-0	54	3	0	1.000	
3 Brown, Brayton	.200	12-3	20	7	4	1	0	2	6	11	.550	4	1	10	0	.360	0	1	0-0	5	0	1	.833	
6 Peirce, Bobby	.200	8-2	15	3	3	1	0	0	4	4	.267	1	1	5	1	.294	0	0	0-0	1	0	0	1.000	
17 Dyal, Ryan	.143	12-6	21	3	3	0	0	0	1	3	.143	9	0	6	1	.400	0	0	1-1	53	4	0	1.000	
Totals	.309	22	790	181	244	44	5	32	172	394	.499	111	17	165	16	.400	12	5	20-30	590	195	18	.978	
Opponents	.242	22	743	115	180	31	1	21	104	276	.371	80	15	201	16	.326	5	3	12-18	577	168	25	.968	

LOB - Team (178), Opp (141). DPs turned - Team (20), Opp (17). CI - Team (0), Opp (1). IBB - Team (5), Miller, T. 3, Hill, C. 1, Williams, S. 1, Opp (2). Picked off - Hall, J. 1.

(All games Sorted by Earned run avg)

Player	era	w-l	app	gs	cg	sho	sv	ip	h	r	er	bb	so	2b	3b	hr	b/avg	wp	hp	bk	sfa	sha		
20 Greenhill, Cody	1.71	2-0	5	5	0	0/1	0	26.1	16	6	5	8	19	5	0	1	.178	4	1	1	1	1		
18 Barnett, Mason	3.46	2-1	6	5	0	0/1	0	26.0	20	13	10	10	29	5	0	2	.215	1	5	1	2	0		
45 Gonzalez, Joseph	5.28	0-2	8	2	0	0/1	0	15.1	19	9	9	2	15	4	0	1	.297	1	0	1	0	0		
43 Fitts, Richard	6.75	0-3	5	3	0	0/0	1	17.1	20	15	13	5	15	3	0	6	.286	1	0	0	0	0		
21 Bright, Trace	6.93	2-2	7	5	0	0/0	0	24.2	24	20	19	8	22	4	0	4	.253	0	2	0	0	0		

29 Skipper, Carson	0.00	0-0	5	0	0	0/1	0	5.2	3	0	0	1	6	0	0	0	.150	0	0	0	0	0		
36 Sokol, Jack	0.00	1-0	2	1	0	0/1	0	4.2	1	0	0	4	6	1	0	0	.083	0	0	0	0	0		
33 Morrison, Will	0.00	0-0	2	0	0	0/0	0	2.0	1	0	0	1	2	0	0	0	.143	0	0	0	0	0		
26 Mullins, Hayden	0.82	2-0	6	0	0	0/1	0	11.0	8	2	1	3	19	0	0	0	.190	1	0	0	0	0		
32 Swilling, Carson	1.64	1-0	7	0	0	0/1	0	11.0	8	2	2	3	10	1	0	1	.195	0	0	0	0	0		
40 Burkhalter, Blake	1.69	0-0	8	0	0	0/2	0	10.2	7	3	2	9	15	1	0	2	.179	1	1	0	0	0		
27 Thomas, Seb	4.50	0-1	7	0	0	0/1	0	10.0	8	5	5	4	10	2	0	1	.242	0	1	0	0	1		
23 Glavine, Peyton	5.93	0-1	7	1	0	0/1	0	13.2	11	9	9	4	13	3	0	2	.220	0	1	0	0	1		
14 Fuller, Brooks	8.25	0-0	8	0	0	0/0	0	12.0	17	12	11	11	14	0	0	1	.327	5	2	0	1	0		
44 Owen, Jack	23.14	0-1	2	0	0	0/0	0	2.1	7	6	6	2	1	1	0	0	.500	0	1	0	0	0		
16 Hill, Cam	27.00	1-0	6	0	0	0/0	0	4.0	10	13	12	5	5	1	1	0	.476	1	1	0	1	0		
Totals	4.76	11-11	22	22	0	3/3	1	196.2	180	115	104	80	201	31	1	21	.242	15	15	3	5	3		
Opponents	7.11	11-11	22	22	0	1/1	4	192.1	244	181	152	111	165	44	5	32	.309	23	17	2	12	5		

PB - Team (3), Williams, S. 1, LaRue, N. 1, Dyal, R. 1, Opp (2). Pickoffs - Team (3), LaRue, N. 1, Gonzalez, J. 1, Burkhalter 1, Opp (1). SBA/ATT - Williams, S. (7-10), Dyal, R. (5-6), Fitts, R. (4-5), Barnett, M. (0-3), Gonzalez, J. (2-2), Mullins, H. (2-2), Swilling, C. (2-2), Morrison, W. (1-1), Sokol, J. (0-1), Glavine, P. (1-1), Bright, T. (0-1), LaRue, N. (0-1).

SEC STATS



2021 Auburn Baseball
Conference statistics for Auburn (as of Mar 29, 2021)
(SEC games only Sorted by Batting avg)



Record: 0-6 Home: 0-3 Away: 0-3 SEC: 0-6

Player	avg	gp-gs	ab	r	h	2b	3b	hr	rbi	tb	slg%	bb	hp	so	gdp	ob%	sf	sh	sb-att	po	a	e	fld%	
4 Woley, Rankin	.400	6-6	25	2	10	3	0	0	4	13	.520	1	1	5	0	.429	1	0	0-0	8	10	0	1.000	
9 Bliss, Ryan	.387	6-6	31	5	12	0	0	2	5	18	.581	0	0	3	0	.387	0	0	0-1	3	20	1	.958	
10 Miller, Tyler	.381	6-6	21	5	8	2	0	2	5	16	.762	7	0	5	1	.536	0	0	0-1	51	1	0	1.000	
19 Moore, Brody	.273	6-6	22	3	6	0	0	0	2	6	.273	3	0	3	0	.360	0	0	0-0	7	18	0	1.000	
1 Ward, Judd	.261	6-6	23	2	6	1	0	0	2	7	.304	1	2	6	0	.346	0	0	0-1	9	0	0	1.000	
5 Howell, Kason	.235	6-6	17	2	4	2	0	1	4	9	.529	5	1	4	0	.435	0	0	0-0	20	0	0	1.000	
41 Williams, Steven	.136	6-5	22	3	3	2	0	0	0	5	.227	1	0	12	0	.174	0	0	0-0	25	2	0	1.000	

34 Shenker, John Sam	.500	3-1	6	1	3	1	0	0	1	4	.667	0	0	3	0	.500	0	0	0-0	0	0	0	.000	
6 Peirce, Bobby	.333	2-1	3	0	1	0	0	0	1	1	.333	0	0	0	0	.333	0	0	0-0	0	0	0	.000	
7 Foster, Cole	.250	1-1	4	0	1	0	0	0	0	1	.250	0	0	2	0	.250	0	0	0-0	0	0	0	.000	
8 Ware, Bryson	.200	5-2	10	2	2	0	0	0	0	2	.200	0	0	5	0	.200	0	0	0-0	6	0	0	1.000	
17 Dyal, Ryan	.167	5-2	6	1	1	0	0	0	1	1	.167	2	0	2	1	.375	0	0	0-0	10	2	0	1.000	
3 Brown, Brayton	.143	3-1	7	3	1	0	0	1	3	4	.571	1	1	4	0	.333	0	0	0-0	1	0	1	.500	
16 Hill, Cam	.100	5-3	10	2	1	0	0	1	1	4	.400	1	0	2	2	.182	0	0	0-0	0	1	0	1.000	
2 Hall, Josh	.000	4-1	6	1	0	0	0	0	2	0	.000	0	0	4	0	.000	1	1	0-0	3	0	0	1.000	
28 LaRue, Nate	.000	1-1	2	0	0	0	0	0	0	0	.000	1	0	0	0	.333	0	0	0-0	12	0	0	1.000	
47 Farquhar, Garrett	.000	2-0	1	0	0	0	0	0	0	0	.000	0	0	0	0	.000	0	0	0-0	0	0	0	.000	
Totals	.273	6	216	32	59	11	0	7	31	91	.421	23	5	60	4	.354	2	1	0-3	156	55	5	.977	
Opponents	.296	6	213	47	63	14	0	7	43	98	.460	30	6	47	3	.394	2	1	8-8	165	38	4	.981	

LOB - Team (50), Opp (49). DPs turned - Team (4), Opp (4). IBB - Team (3), Miller, T. 3, Opp (1).

(SEC games only Sorted by Earned run avg)

Player	era	w-l	app	gs	cg	sho	sv	ip	h	r	er	bb	so	2b	3b	hr	b/avg	wp	hp	bks	sfa	sha		
14 Fuller, Brooks	0.00	0-0	2	0	0	0/0	0	4.2	4	0	0	4	5	0	0	0	.235	1	0	0	0	0		
20 Greenhill, Cody	1.50	0-0	2	2	0	0/0	0	12.0	7	2	2	3	5	2	0	0	.175	2	0	0	1	1		
18 Barnett, Mason	9.72	0-1	2	2	0	0/0	0	8.1	11	11	9	2	12	4	0	2	.306	1	3	1	1	0		
45 Gonzalez, Joseph	10.80	0-2	2	1	0	0/0	0	5.0	9	6	6	2	4	2	0	1	.375	1	0	0	0	0		
21 Bright, Trace	22.85	0-1	2	1	0	0/0	0	4.1	9	11	11	5	4	2	0	2	.409	0	1	0	0	0		

33 Morrison, Will	0.00	0-0	2	0	0	0/0	0	2.0	1	0	0	1	2	0	0	0	.143	0	0	0	0	0		
36 Sokol, Jack	0.00	0-0	1	0	0	0/0	0	0.2	0	0	0	1	0	0	0	0	.000	0	0	0	0	0		
40 Burkhalter, Blake	3.38	0-0	2	0	0	0/0	0	2.2	1	1	1	3	3	0	0	1	.125	1	0	0	0	0		
32 Swilling, Carson	3.38	0-0	2	0	0	0/0	0	2.2	4	1	1	2	3	0	0	0	.364	0	0	0	0	0		
27 Thomas, Seb	4.50	0-0	1	0	0	0/0	0	2.0	1	1	1	1	1	0	0	0	.143	0	0	0	0	0		
23 Glavine, Peyton	8.10	0-0	2	0	0	0/0	0	3.1	4	3	3	1	4	2	0	1	.286	0	1	0	0	0		
43 Fitts, Richard	9.00	0-1	1	0	0	0/0	0	1.0	3	2	1	0	2	1	0	0	.429	0	0	0	0	0		
16 Hill, Cam	18.00	0-0	2	0	0	0/0	0	1.0	2	3	2	3	1	0	0	0	.400	0	0	0	0	0		
44 Owen, Jack	23.14	0-1	2	0	0	0/0	0	2.1	7	6	6	2	1	1	0	0	.500	0	1	0	0	0		
Totals	7.44	0-6	6	6	0	0/0	0	52.0	63	47	43	30	47	14	0	7	.296	6	6	1	2	1		
Opponents	4.09	6-0	6	6	0	1/1	3	55.0	59	32	25	23	60	11	0	7	.273	6	5	0	2	1		

PB - Team (1), Dyal, R. 1, Opp (1). Pickoffs - Team (1), Burkhalter 1. SBA/ATT - Williams, S. (6-6), Fitts, R. (3-3), Gonzalez, J. (2-2), Dyal, R. (2-2), Morrison, W. (1-1), Glavine, P. (1-1), Swilling, C. (1-1).

GAMES SUMMARY



**2021 Auburn Baseball
Games Summary for Auburn (as of Mar 29, 2021)
(All games)**



Score by innings	1	2	3	4	5	6	7	8	9	EX	Total
Auburn	24	14	18	29	20	17	21	24	13	1	181
Opponents	10	19	6	7	20	16	5	12	15	5	115

Record when ...

Overall	11-11	After 6 leading	10-2
Conference	0-6 trailing	1-8
Non-Conference	11-5 tied	0-1
Home games	8-6	After 7 leading	8-2
Away games	2-3 trailing	1-7
Neutral site	1-2 tied	1-2
Day games	10-8	After 8 leading	9-2
Night games	1-3 trailing	0-8
vs Left starter	3-4 tied	1-1
vs Right starter	8-7		
1-Run games	2-4	Hit 0 home runs	4-3
2-Run games	1-3	... 1 home run	1-4
5+Run games	8-4	... 2+ home runs	6-4
Extra innings	1-3		
Shutouts	3-1	Opponent 0 home runs	8-3
	 1 home run	2-2
Scoring 0-2 runs	1-2 2+ HRs	1-6
..... 3-5 runs	0-3		
..... 6-9 runs	6-5	Made 0 errors	5-2
..... 10+ runs	4-1 1 error	4-8
	 2+ errors	2-1
Opponent 0-2 runs	8-1		
..... 3-5 runs	2-1	Opp. made 0 errors	2-4
..... 6-9 runs	1-5 1 error	5-6
..... 10+ runs	0-4 2+ errors	4-1
Scored in 1st inning	4-4	Out-hit opponent	11-2
Opp. scored in 1st	1-4	Out-hit by opponent	0-7
Scores first	10-3	Hits are tied	0-2
Opp. scores first	1-8		

Record when team scores:

Runs	0	1	2	3	4	5	6	7	8	9	10+
W-L	0-1	0-0	1-1	0-1	0-1	0-1	4-4	1-0	0-0	1-1	4-1

Record when opponent scores:

Runs	0	1	2	3	4	5	6	7	8	9	10+
W-L	3-0	4-1	1-0	1-0	0-1	1-0	0-2	1-1	0-2	0-0	0-4

Record when leading after:

Inn.	1	2	3	4	5	6	7	8
W-L	4-2	7-3	9-3	10-3	9-2	10-2	8-2	9-2

Record when trailing after:

Inn.	1	2	3	4	5	6	7	8
W-L	0-3	1-6	0-6	0-7	0-8	1-8	1-7	0-8

Record when tied after:

Inn.	1	2	3	4	5	6	7	8
W-L	7-6	3-2	2-2	1-1	2-1	0-1	1-2	1-1

Current losing streak: 6
 Longest winning streak: 5
 Longest losing streak: 6

Home attendance : 11900 (14 dates avg = 850)
 Away attendance : 30758 (8 dates avg = 3844)
 Total attendance: 42658 (22 dates avg = 1939)

HITTERS CONFERENCE-ONLY CAREER STATS

Bliss, Ryan

Year	avg	gp-gs	ab	r	h	2b	3b	hr	rbi	tb	slg%	bb	hbp	so	gdp	ob%	sf	sh	sb-att	po	a	e	fld%
2019	.288	30-30	111	24	32	4	0	1	17	39	.351	13	2	17	4	.364	3	1	6-7	55	93	4	.974
2021	.387	6-6	31	5	12	0	0	2	5	18	.581	0	0	3	0	.387	0	0	0-1	3	20	1	.958
TOTAL	.310	36-36	142	29	44	4	0	3	22	57	.401	13	2	20	4	.369	3	1	6-8	58	113	5	.972

Howell, Kason

Year	avg	gp-gs	ab	r	h	2b	3b	hr	rbi	tb	slg%	bb	hbp	so	gdp	ob%	sf	sh	sb-att	po	a	e	fld%
2019	.238	29-29	105	11	25	5	0	0	8	30	.286	7	4	29	2	.310	0	2	4-5	81	1	1	.988
2021	.235	6-6	17	2	4	2	0	1	4	9	.529	5	1	4	0	.435	0	0	0-0	20	0	0	1.000
TOTAL	.238	35-35	122	13	29	7	0	1	12	39	.320	12	5	33	2	.331	0	2	4-5	101	1	1	.990

Moore, Brody

Year	avg	gp-gs	ab	r	h	2b	3b	hr	rbi	tb	slg%	bb	hbp	so	gdp	ob%	sf	sh	sb-att	po	a	e	fld%
2019	.235	7-2	17	2	4	0	0	0	1	4	.235	0	0	4	2	.235	0	0	0-1	9	3	0	1.000
2021	.273	6-6	22	3	6	0	0	0	2	6	.273	3	0	3	0	.360	0	0	0-0	7	18	0	1.000
TOTAL	.256	13-8	39	5	10	0	0	0	3	10	.256	3	0	7	2	.310	0	0	0-1	16	21	0	1.000

Ward, Judd

Year	avg	gp-gs	ab	r	h	2b	3b	hr	rbi	tb	slg%	bb	hbp	so	gdp	ob%	sf	sh	sb-att	po	a	e	fld%
2018	.195	18-12	41	5	8	1	1	0	3	11	.268	7	1	7	0	.327	0	1	0-1	37	1	0	1.000
2019	.286	30-30	119	15	34	7	0	2	14	47	.395	13	2	27	0	.366	0	4	1-1	72	5	3	.963
2021	.261	6-6	23	2	6	1	0	0	2	7	.304	1	2	6	0	.346	0	0	0-1	9	0	0	1.000
TOTAL	.262	54-48	183	22	48	9	1	2	19	65	.355	21	5	40	0	.354	0	5	1-3	118	6	3	.976

Williams, Steven

Year	avg	gp-gs	ab	r	h	2b	3b	hr	rbi	tb	slg%	bb	hbp	so	gdp	ob%	sf	sh	sb-att	po	a	e	fld%
2018	.255	30-30	106	23	27	0	0	6	20	45	.425	25	2	22	1	.403	1	0	1-1	54	4	2	.967
2019	.190	30-30	105	12	20	2	1	3	9	33	.314	15	1	32	1	.293	2	2	1-1	57	3	2	.968
2021	.136	6-5	22	3	3	2	0	0	0	5	.227	1	0	12	0	.174	0	0	0-0	25	2	0	1.000
TOTAL	.215	66-65	233	38	50	4	1	9	29	83	.356	41	3	66	2	.336	3	2	2-2	136	9	4	.973

Woley, Rankin

Year	avg	gp-gs	ab	r	h	2b	3b	hr	rbi	tb	slg%	bb	hbp	so	gdp	ob%	sf	sh	sb-att	po	a	e	fld%
2019	.231	29-29	117	9	27	4	0	2	13	37	.316	6	2	28	3	.280	0	0	1-1	231	20	0	1.000
2021	.400	6-6	25	2	10	3	0	0	4	13	.520	1	1	5	0	.429	1	0	0-0	8	10	0	1.000
TOTAL	.261	35-35	142	11	37	7	0	2	17	50	.352	7	3	33	3	.307	1	0	1-1	239	30	0	1.000

PITCHERS CONFERENCE-ONLY CAREER STATS

Fitts, Richard

Year	era	w-l	app	gs	cg	sho	sv	ip	h	r	er	bb	so	2b	3b	hr	bf	bavg	wp	hbp	bk	sfa	sha
2019	7.88	2-3	9	5	0	0/0	0	24.0	38	21	21	6	17	6	0	5	111	.362	4	0	0	0	0
2021	9.00	0-1	1	0	0	0/0	0	1.0	3	2	1	0	2	1	0	0	7	.429	0	0	0	0	0
TOTAL	7.92	2-4	10	5	0	0/0	0	25.0	41	23	22	6	19	7	0	5	118	.366	4	0	0	0	0

Fuller, Brooks

Year	era	w-l	app	gs	cg	sho	sv	ip	h	r	er	bb	so	2b	3b	hr	bf	bavg	wp	hbp	bk	sfa	sha
2019	3.82	2-2	11	6	0	0/1	1	33.0	29	17	14	23	30	3	1	4	151	.238	6	2	0	1	3
2021	0.00	0-0	2	0	0	0/0	0	4.2	4	0	0	4	5	0	0	0	21	.235	1	0	0	0	0
TOTAL	3.35	2-2	13	6	0	0/1	1	37.2	33	17	14	27	35	3	1	4	172	.237	7	2	0	1	3

Glavine, Peyton

Year	era	w-l	app	gs	cg	sho	sv	ip	h	r	er	bb	so	2b	3b	hr	bf	bavg	wp	hbp	bk	sfa	sha
2018	0.00	0-0	1	0	0	0/0	0	0.1	1	0	0	0	1	0	0	0	2	.500	0	0	0	0	0
2019	9.00	0-0	3	0	0	0/0	0	2.0	4	2	2	4	2	0	0	0	14	.400	0	0	0	0	0
2021	8.10	0-0	2	0	0	0/0	0	3.1	4	3	3	1	4	2	0	1	16	.286	0	1	0	0	0
TOTAL	7.94	0-0	6	0	0	0/0	0	5.2	9	5	5	5	7	2	0	1	32	.346	0	1	0	0	0

Greenhill, Cody

Year	era	w-l	app	gs	cg	sho	sv	ip	h	r	er	bb	so	2b	3b	hr	bf	bavg	wp	hbp	bk	sfa	sha
2018	1.93	0-1	1	0	0	0/0	0	4.2	3	1	1	1	3	0	0	1	18	.188	0	1	0	0	0
2019	3.60	1-0	2	0	0	0/0	1	5.0	3	2	2	0	3	1	0	1	17	.176	0	0	0	0	0
TOTAL	2.79	1-1	3	0	0	0/0	1	9.2	6	3	3	1	6	1	0	2	35	.182	0	1	0	0	0

Morrison, Will

Year	era	w-l	app	gs	cg	sho	sv	ip	h	r	er	bb	so	2b	3b	hr	bf	bavg	wp	hbp	bk	sfa	sha
2019	2.45	0-0	10	0	0	0/0	0	11.0	10	3	3	2	6	3	0	1	42	.263	0	1	0	1	0
2021	0.00	0-0	2	0	0	0/0	0	2.0	1	0	0	1	2	0	0	0	8	.143	0	0	0	0	0
TOTAL	2.08	0-0	12	0	0	0/0	0	13.0	11	3	3	3	8	3	0	1	50	.244	0	1	0	1	0

Owen, Jack

Year	era	w-l	app	gs	cg	sho	sv	ip	h	r	er	bb	so	2b	3b	hr	bf	bavg	wp	hbp	bk	sfa	sha
2018	18.00	0-0	3	0	0	0/0	0	2.0	3	4	4	3	2	0	0	0	11	.375	0	0	0	0	0
2019	4.81	1-2	6	4	0	0/0	0	24.1	25	13	13	6	17	3	0	2	103	.266	1	2	0	1	0
2021	23.14	0-1	2	0	0	0/0	0	2.1	7	6	6	2	1	1	0	0	17	.500	0	1	0	0	0
TOTAL	7.22	1-3	11	4	0	0/0	0	28.2	35	23	23	11	20	4	0	2	131	.302	1	3	0	1	0

Skipper, Carson

Year	avg	gp-gs	ab	r	h	2b	3b	hr	rbi	tb	slg%	bb	hbp	so	gdp	ob%	sf	sh	sb-att	po	a	e	fld%
2019	.000	0-0	0	0	0	0	0	0	0	0	.000	0	0	0	0	.000	0	0	0-0	0	1	0	1.000

TV/RADIO ROSTER




1 JUDD WARD



2 JOSH HALL



3 BRAYTON BROWN



4 RANKIN WOLEY



5 KASON HOWELL



6 BOBBY PEIRCE



7 COLE FOSTER



8 BRYSON WARE



9 RYAN BLISS



10 TYLER MILLER



11 KADE SNELL



12 CARTER FREDERICK



13 BEN SCHORR




14 BROOKS FULLER



16 CAM HILL



17 RYAN DYAL



18 MASON BARNETT



19 BRODY MOORE



20 CODY GREENHILL



21 TRACE BRIGHT



22 GARRETT WADE




23 PEYTON GLAVINE



24 PEYTON SYBRANDT



25 JOHNNY CECCOLI



26 HAYDEN MULLINS



27 SEB THOMAS



28 NATE LARUE



29 CARSON SKIPPER



32 CARSON SWILLING



33 WILL MORRISON



34 JOHN SAMUEL SHENKER




36 JACK SOKOL



40 BLAKE BURKHALTER




41 STEVEN WILLIAMS



43 RICHARD FITTS



44 JACK OWEN



45 JOSEPH GONZALEZ



47 GARRETT FARQUHAR



30 BUTCH THOMPSON



35 KARL NONEMAKER



39 GABE GROSS



15 TIM HUDSON