



Virginia Tech at Auburn

11/29/23 Neville Arena, Auburn  
2023-24 Men's Basketball

Game Time: 8:15 PM  
Game Duration: 2:18  
Attendance: 9,121

Officials: Don Daily, Bart Lenox, Olandis Poole

Virginia Tech - 57

Record: 5-3

NO.	Name	F	Min	FG		3P		FT		Rebounds			Fouls		TP	AS	TO	ST	Blocks		+/-	
				M-A	M-A	M-A	OR	DR	TOT	PF	FD	BS	BA									
23	Tyler Nickel	F	19:29	0-5	0-3	0-0	1	0	1	3	1	0	0	3	0	0	3	0	0	0	0	-24
31	Robbie Beran	F	10:48	0-1	0-1	2-2	0	2	2	5	1	2	0	1	0	1	0	1	0	1	0	-5
15	Lynn Kidd	C	29:17	2-6	0-0	2-2	2	5	7	1	1	6	1	2	2	1	1	1	1	1	-7	
0	Hunter Cattoor	G	31:57	4-11	1-6	7-9	1	5	6	3	5	16	1	3	0	0	0	2	0	2	-16	
3	Sean Pedulla	G	27:42	0-9	0-2	4-6	1	1	2	1	5	4	1	7	1	0	2	0	2	-20		
4	Mekhi Long		18:23	1-2	0-0	3-5	3	4	7	5	4	5	0	2	0	0	0	0	0	-4		
34	Mylyjael Poteat		09:11	1-4	0-0	2-2	1	1	2	2	2	4	0	0	0	0	0	2	-9			
13	Jaydon Young		24:22	3-6	3-4	0-0	0	1	1	1	0	9	1	1	1	1	0	0	-4			
10	Brandon Rechsteiner		12:18	1-2	0-1	0-0	1	0	1	2	0	2	2	1	0	0	0	0	3			
11	John Camden		15:01	2-4	2-3	3-5	2	4	6	2	2	9	1	1	1	1	0	0	2			
5	Patrick Wessler		01:32	0-1	0-0	0-0	0	1	1	0	0	0	0	0	0	0	0	0	-1			
Team							5	3	8			0			0							
<b>Totals</b>				14-51	6-20	23-31	17	27	44	25	21	57	7	21	5	2	7	-17				

Shooting By Period		
1st FG%	7-21	33.3%
3PT%	1-7	14.3%
FT%	9-14	64.3%
2nd FG%	7-30	23.3%
3PT%	5-13	38.5%
FT%	14-17	82.4%
GM FG%	14-51	27.5%
3PT%	6-20	30.0%
FT%	23-31	74.2%

Dead Ball Rebounds: 4, 0

Technical Fouls::NONE

Auburn - 74

Record: 5-1

NO.	Name	F	Min	FG		3P		FT		Rebounds			Fouls		TP	AS	TO	ST	Blocks		+/-
				M-A	M-A	M-A	OR	DR	TOT	PF	FD	BS	BA								
2	Jaylin Williams	F	12:41	1-4	0-1	1-1	2	3	5	4	2	3	2	1	2	0	0	14			
4	Johni Broome	F	26:24	11-19	0-2	8-13	7	6	13	1	7	30	0	2	1	3	1	12			
5	Chris Moore	F	19:50	0-2	0-1	0-2	1	0	1	2	2	0	0	1	0	1	1	-2			
1	Aden Holloway	G	21:57	0-7	0-2	0-0	0	1	1	2	0	0	2	1	3	0	0	12			
12	Denver Jones	G	24:05	1-4	0-2	6-6	1	4	5	0	5	8	1	0	1	0	0	14			
10	Chad Baker-Mazara		23:16	5-10	0-3	5-5	2	2	4	3	3	15	3	0	2	1	0	17			
31	Chaney Johnson		17:54	1-4	1-1	0-0	1	2	3	3	1	3	1	2	0	2	0	4			
0	K.D. Johnson		12:19	1-6	0-3	0-0	0	2	2	6	0	2	0	1	1	0	0	10			
3	Tre Donaldson		18:23	4-6	1-1	0-0	2	0	2	0	0	9	3	0	1	0	0	0			
44	Dylan Cardwell		12:04	0-0	0-0	2-5	0	0	0	1	3	2	0	0	0	0	0	4			
24	Lior Berman		04:47	0-0	0-0	0-0	0	1	1	0	0	0	0	0	0	0	0	0			
20	Carter Sobera		01:38	0-0	0-0	0-0	0	0	0	0	0	0	0	0	0	0	0	-1			
21	Blake Muschalek		01:38	0-0	0-0	2-4	0	0	0	0	2	2	0	0	0	0	0	-1			
23	Addarin Scott		01:32	0-0	0-0	0-0	0	0	0	0	0	0	0	0	0	0	0	1			
55	Jalen Harper		01:32	0-0	0-0	0-0	0	0	0	0	0	0	0	0	0	0	0	1			
Team							1	2	3			0			0						
<b>Totals</b>				24-62	2-16	24-36	17	23	40	22	25	74	12	8	11	7	2	17			

Shooting By Period		
1st FG%	11-30	36.7%
3PT%	1-11	9.1%
FT%	10-15	66.7%
2nd FG%	13-32	40.6%
3PT%	1-5	20.0%
FT%	14-21	66.7%
GM FG%	24-62	38.7%
3PT%	2-16	12.5%
FT%	24-36	66.7%

Dead Ball Rebounds: 6, 1

Technical Fouls:Johnson 2<sup>nd</sup>5:15

	VAT	AUB
Biggest lead	0 (1 <sup>st</sup> 20:00)	21 (2 <sup>nd</sup> 5:42)
Best Scoring Run	9(1 <sup>st</sup> 4:23)	7(1 <sup>st</sup> 16:15)
Lead Changes	0	
Times Tied	0	
Time with Lead	00:00	39:07

Points from	VAT	AUB
Turnovers	5	30
Paint	14	42
Second Chance	14	26
Fast Breaks	3	13
Bench	29	33

	Period by Period Scoring		
	1st	2nd	TOT
VAT	24	33	57
AUB	33	41	74

Game Notes:5:15 Unsportsmanlike Technical Foul - Auburn #0 ♦



**Period 1**

**Quarter Starters:**

<b>AUB</b>	1 Holloway A	2 Williams J	4 Broome J	5 Moore C	12 Jones D
<b>VAT</b>	0 Cattoor H	3 Pedulla S	15 Kidd L	23 Nickel T	31 Beran R

Game Time	AUB	Score	Diff	VAT
20:00	4 BROOME J jumpball won			15 KIDD L jumpball lost
19:46	4 BROOME J 3pt FG , jump shot missed			
19:41	5 MOORE C offensive rebound (1)			
19:41	5 MOORE C 2pt FG second chance in the paint, layup blocked			
19:41				31 BERAN R block (1)
19:41	2 WILLIAMS J offensive rebound (1)			
19:34	1 HOLLOWAY A 3pt FG second chance, jump shot missed			
19:26				31 BERAN R defensive rebound (1)
19:16	1 HOLLOWAY A steal (1)			3 PEDULLA S turnover bad pass (1)
19:07	4 BROOME J 2pt FG from turnover in the paint, driving layup made (2)	<b>2-0</b>	<b>2</b>	
19:07	1 HOLLOWAY A assist (1)			
18:51	2 WILLIAMS J steal (1)			31 BERAN R turnover lost ball (1)
18:46	4 BROOME J 2pt FG fast break from turnover in the paint, dunk, made (4)	<b>4-0</b>	<b>4</b>	
18:46	2 WILLIAMS J assist (1)			
18:29	5 MOORE C foul shooting (1 - 1)			3 PEDULLA S foul drawn (1)
18:29		<b>4-1</b>	<b>3</b>	3 PEDULLA S free throw 1 - 2 made (1)
18:29				3 PEDULLA S free throw 2 - 2 missed
18:28	4 BROOME J defensive rebound (1)			
18:05	12 JONES D 2pt FG in the paint, jump shot made (2)	<b>6-1</b>	<b>5</b>	
17:48				0 CATTOOR H 3pt FG , jump shot missed
17:43				0 CATTOOR H offensive rebound (1)
17:42	1 HOLLOWAY A steal (2)			23 NICKEL T turnover lost ball (1)
17:42	2 WILLIAMS J substitution out			
17:42	5 MOORE C substitution out			
17:42	10 BAKER-MAZARA C substitution in			
17:42	31 JOHNSON C substitution in			
17:29	12 JONES D 2pt FG from turnover in the paint, layup missed			
17:26	10 BAKER-MAZARA C offensive rebound (1)			
17:24	10 BAKER-MAZARA C 2pt FG from turnover second chance in the paint, jump shot made (2)	<b>8-1</b>	<b>7</b>	
17:07				23 NICKEL T 3pt FG , jump shot missed
17:03	10 BAKER-MAZARA C defensive rebound (2)			
16:57	1 HOLLOWAY A 2pt FG in the paint, driving layup missed			
16:57	offensive dead ball rebound (1)			
16:57	31 JOHNSON C foul drawn (1)			0 CATTOOR H foul personal (1 - 1)
16:57	12 JONES D substitution out			
16:57	0 JOHNSON K substitution in			
16:47	4 BROOME J 2pt FG second chance in the paint, driving layup missed			
16:44				15 KIDD L defensive rebound (1)
16:30				3 PEDULLA S turnover travel (2)
16:15	31 JOHNSON C 3pt FG from turnover, jump shot made (3)	<b>11-1</b>	<b>10</b>	



**Virginia Tech at Auburn**

11/29/23 Neville Arena, Auburn  
2023-24 Men's Basketball

**Game Time:** 8:15 PM  
**Game Duration:** 2:18  
**Attendance:** 9,121

**Officials:** Don Daily, Bart Lenox, Olandis Poole

Game Time	AUB	Score	Diff	VAT
16:15	10 BAKER-MAZARA C assist (1)			
15:57		<b>11-3</b>	<b>8</b>	0 CATTOOR H 2pt FG in the paint, driving layup made (2)
15:57	31 JOHNSON C foul shooting (1 - 2)			0 CATTOOR H foul drawn (1)
15:57	Timeout media			
15:57	1 HOLLOWAY A substitution out			
15:57	4 BROOME J substitution out			
15:57	3 DONALDSON T substitution in			
15:57	44 CARDWELL D substitution in			
15:57				15 KIDD L substitution out
15:57				31 BERAN R substitution out
15:57				4 LONG M substitution in
15:57				34 POTEAT M substitution in
15:57				0 CATTOOR H free throw 1 - 1 missed
15:55	31 JOHNSON C defensive rebound (1)			
15:45	0 JOHNSON K 2pt FG in the paint, driving layup missed			
15:45	offensive rebound (7)			
15:42	10 BAKER-MAZARA C foul drawn (1)			23 NICKEL T foul shooting (1 - 2)
15:42	10 BAKER-MAZARA C free throw 1 - 2 made (3)	<b>12-3</b>	<b>9</b>	
15:42	10 BAKER-MAZARA C free throw 2 - 2 made (4)	<b>13-3</b>	<b>10</b>	
15:19	0 JOHNSON K steal (1)			23 NICKEL T turnover lost ball (2)
15:06	0 JOHNSON K 3pt FG from turnover, jump shot missed			
15:04				3 PEDULLA S defensive rebound (1)
15:05	31 JOHNSON C foul personal (2 - 3)			4 LONG M foul drawn (1)
15:05	31 JOHNSON C substitution out			
15:05	2 WILLIAMS J substitution in			
14:49	44 CARDWELL D foul personal (1 - 4)			0 CATTOOR H foul drawn (2)
14:47	0 JOHNSON K foul personal (1 - 5)			34 POTEAT M foul drawn (1)
14:37				3 PEDULLA S 2pt FG outside the paint, jump shot missed
14:34	0 JOHNSON K defensive rebound (1)			
14:08	10 BAKER-MAZARA C 2pt FG outside the paint, jump shot made (6)	<b>15-3</b>	<b>12</b>	
14:08	3 DONALDSON T assist (1)			
13:51	2 WILLIAMS J foul shooting (1 - 6)			4 LONG M foul drawn (2)
13:51				4 LONG M free throw 1 - 2 missed
13:51				offensive dead ball rebound (1)
13:51				0 CATTOOR H substitution out
13:51				13 YOUNG J substitution in
13:51				34 POTEAT M substitution out
13:51				15 KIDD L substitution in
13:51		<b>15-4</b>	<b>11</b>	4 LONG M free throw 2 - 2 made (1)
13:42	10 BAKER-MAZARA C foul drawn (2)			4 LONG M foul personal (1 - 3)
13:28	10 BAKER-MAZARA C foul drawn (3)			23 NICKEL T foul shooting (2 - 4)
13:28	10 BAKER-MAZARA C free throw 1 - 3 made (7)	<b>16-4</b>	<b>12</b>	
13:28	10 BAKER-MAZARA C free throw 2 - 3 made (8)	<b>17-4</b>	<b>13</b>	
13:28				23 NICKEL T substitution out
13:28				31 BERAN R substitution in
13:28	10 BAKER-MAZARA C free throw 3 - 3 made (9)	<b>18-4</b>	<b>14</b>	
13:28	10 BAKER-MAZARA C substitution out			
13:28	5 MOORE C substitution in			



**Virginia Tech at Auburn**

11/29/23 Neville Arena, Auburn  
2023-24 Men's Basketball

**Game Time:** 8:15 PM  
**Game Duration:** 2:18  
**Attendance:** 9,121

**Officials:** Don Daily, Bart Lenox, Olandis Poole

Game Time	AUB	Score	Diff	VAT
13:28				Timeout 30 Sec
13:28				13 YOUNG J substitution out
13:28				0 CATTOOR H substitution in
13:09		<b>18-6</b>	<b>12</b>	4 LONG M 2pt FG in the paint, driving layup made (3)
13:09	2 WILLIAMS J foul shooting (2 - 7)			4 LONG M foul drawn (3)
13:09				4 LONG M free throw 1 - 1 missed
13:08	2 WILLIAMS J defensive rebound (2)			
12:51	2 WILLIAMS J substitution out			
12:51	10 BAKER-MAZARA C substitution in			
12:38	3 DONALDSON T 2pt FG outside the paint, jump shot missed			
12:34				0 CATTOOR H defensive rebound (2)
12:18				15 KIDD L turnover lost ball (1)
12:05	5 MOORE C 3pt FG from turnover, jump shot missed			
12:01				4 LONG M defensive rebound (1)
11:47				31 BERAN R 3pt FG , jump shot missed
11:44				offensive rebound (7)
11:44	Timeout media			
11:44	0 JOHNSON K substitution out			
11:44	3 DONALDSON T substitution out			
11:44	5 MOORE C substitution out			
11:44	44 CARDWELL D substitution out			
11:44	1 HOLLOWAY A substitution in			
11:44	4 BROOME J substitution in			
11:44	12 JONES D substitution in			
11:44	31 JOHNSON C substitution in			
11:43				31 BERAN R substitution out
11:43				23 NICKEL T substitution in
11:38	4 BROOME J foul personal (1 - 8)			0 CATTOOR H foul drawn (3)
11:38		<b>18-7</b>	<b>11</b>	0 CATTOOR H 1&1 free throw 1 made (3)
11:38				23 NICKEL T substitution out
11:38				13 YOUNG J substitution in
11:38		<b>18-8</b>	<b>10</b>	0 CATTOOR H 1&1 free throw 2 made (4)
11:28	31 JOHNSON C turnover bad pass (1)			3 PEDULLA S steal (1)
11:11				15 KIDD L turnover travel (2)
11:00	10 BAKER-MAZARA C 3pt FG from turnover, jump shot missed			
10:55				0 CATTOOR H defensive rebound (3)
10:40		<b>18-10</b>	<b>8</b>	0 CATTOOR H 2pt FG in the paint, layup made (6)
10:13	10 BAKER-MAZARA C 2pt FG in the paint, layup missed			
10:05	4 BROOME J offensive rebound (2)			
10:05	4 BROOME J 2pt FG second chance in the paint, layup made (6)	<b>20-10</b>	<b>10</b>	
09:51				3 PEDULLA S 3pt FG , jump shot missed
09:47	10 BAKER-MAZARA C defensive rebound (3)			
09:44	4 BROOME J 2pt FG fast break in the paint, layup made (8)	<b>22-10</b>	<b>12</b>	
09:44	10 BAKER-MAZARA C assist (2)			
09:44	4 BROOME J foul drawn (1)			15 KIDD L foul shooting (1 - 5)
09:44	31 JOHNSON C substitution out			
09:44	5 MOORE C substitution in			
09:44				3 PEDULLA S substitution out



**Virginia Tech at Auburn**

11/29/23 Neville Arena, Auburn  
2023-24 Men's Basketball

**Game Time:** 8:15 PM  
**Game Duration:** 2:18  
**Attendance:** 9,121

**Officials:** Don Daily, Bart Lenox, Olandis Poole

Game Time	AUB	Score	Diff	VAT
09:44				13 YOUNG J substitution out
09:44				15 KIDD L substitution out
09:44				10 RECHSTEINER B substitution in
09:44				23 NICKEL T substitution in
09:44				34 POTEAT M substitution in
09:44	4 BROOME J free throw fast break 1 - 1 missed			
09:41				0 CATTOOR H defensive rebound (4)
09:35				0 CATTOOR H 3pt FG , jump shot missed
09:31				4 LONG M offensive rebound (2)
09:29				23 NICKEL T 2pt FG second chance outside the paint, jump shot missed
09:26	defensive dead ball rebound (2)			
09:26	5 MOORE C foul drawn (1)			34 POTEAT M foul personal (1 - 6)
09:26	10 BAKER-MAZARA C substitution out			
09:26	24 BERMAN L substitution in			
09:11	1 HOLLOWAY A 3pt FG , jump shot missed			
09:08				4 LONG M defensive rebound (3)
08:48				34 POTEAT M 2pt FG in the paint, layup missed
08:44	12 JONES D defensive rebound (1)			
08:25	4 BROOME J turnover out of bounds (1)			
08:09				0 CATTOOR H 3pt FG from turnover, jump shot missed
08:05				10 RECHSTEINER B offensive rebound (1)
08:00	12 JONES D steal (1)			10 RECHSTEINER B turnover lost ball (1)
07:56	4 BROOME J foul drawn (2)			0 CATTOOR H foul shooting (2 - 7)
07:56	5 MOORE C substitution out			
07:56	2 WILLIAMS J substitution in			
07:56	4 BROOME J free throw fast break 1 - 2 missed			
07:56	offensive dead ball rebound (3)			
07:56	4 BROOME J free throw fast break 2 - 2 made (9)	<b>23-10</b>	<b>13</b>	
07:38	4 BROOME J steal (1)			0 CATTOOR H turnover bad pass (1)
07:32	4 BROOME J 2pt FG fast break from turnover in the paint, alleyoop made (11)	<b>25-10</b>	<b>15</b>	
07:32	1 HOLLOWAY A assist (2)			
07:17		<b>25-12</b>	<b>13</b>	34 POTEAT M 2pt FG in the paint, layup made (2)
07:17				0 CATTOOR H assist (1)
07:02	4 BROOME J turnover bad pass (2)			
07:02	2 WILLIAMS J substitution out			
07:02	4 BROOME J substitution out			
07:02	31 JOHNSON C substitution in			
07:02	44 CARDWELL D substitution in			
07:02				4 LONG M substitution out
07:02				10 RECHSTEINER B substitution out
07:02				23 NICKEL T substitution out
07:02				34 POTEAT M substitution out
07:02				3 PEDULLA S substitution in
07:02				13 YOUNG J substitution in
07:02				15 KIDD L substitution in
07:02				31 BERAN R substitution in
06:43				3 PEDULLA S 2pt FG from turnover in the paint, driving layup missed



**Virginia Tech at Auburn**

11/29/23 Neville Arena, Auburn  
2023-24 Men's Basketball

**Game Time:** 8:15 PM  
**Game Duration:** 2:18  
**Attendance:** 9,121

**Officials:** Don Daily, Bart Lenox, Olandis Poole

Game Time	AUB	Score	Diff	VAT
06:40	12 JONES D defensive rebound (2)			
06:18	1 HOLLOWAY A 2pt FG in the paint, driving layup missed			
06:17				defensive rebound (13)
06:17	1 HOLLOWAY A substitution out			
06:17	12 JONES D substitution out			
06:17	24 BERMAN L substitution out			
06:17	0 JOHNSON K substitution in			
06:17	3 DONALDSON T substitution in			
06:17	5 MOORE C substitution in			
05:57	0 JOHNSON K foul shooting (2 - 9)			15 KIDD L foul drawn (1)
05:57		<b>25-13</b>	<b>12</b>	15 KIDD L free throw 1 - 2 made (1)
05:57	31 JOHNSON C substitution out			
05:57	2 WILLIAMS J substitution in			
05:57		<b>25-14</b>	<b>11</b>	15 KIDD L free throw 2 - 2 made (2)
05:45	2 WILLIAMS J 3pt FG , jump shot missed			
05:42				31 BERAN R defensive rebound (2)
05:31	2 WILLIAMS J foul drawn (1)			0 CATTOOR H foul offensive (3 - 8)
05:31				0 CATTOOR H turnover offensive (2)
05:31				0 CATTOOR H substitution out
05:31				4 LONG M substitution in
05:19	44 CARDWELL D foul drawn (1)			31 BERAN R foul personal (1 - 9)
05:19	44 CARDWELL D 1&1 free throw 1 missed			
05:17				15 KIDD L defensive rebound (2)
05:01	0 JOHNSON K foul shooting (3 - 10)			31 BERAN R foul drawn (1)
05:01		<b>25-15</b>	<b>10</b>	31 BERAN R free throw 1 - 2 made (1)
05:01	0 JOHNSON K substitution out			
05:01	12 JONES D substitution in			
05:01		<b>25-16</b>	<b>9</b>	31 BERAN R free throw 2 - 2 made (2)
04:52	2 WILLIAMS J foul offensive (3 - 11)			3 PEDULLA S foul drawn (2)
04:52	2 WILLIAMS J turnover offensive (1)			
04:52	2 WILLIAMS J substitution out			
04:52	10 BAKER-MAZARA C substitution in			
04:32				15 KIDD L 2pt FG from turnover in the paint, jump shot missed
04:27				3 PEDULLA S offensive rebound (2)
04:23		<b>25-19</b>	<b>6</b>	13 YOUNG J 3pt FG from turnover second chance, jump shot made (3)
04:23				3 PEDULLA S assist (1)
04:01	44 CARDWELL D foul drawn (2)			31 BERAN R foul shooting (2 - 10)
04:01	44 CARDWELL D free throw 1 - 2 made (1)	<b>26-19</b>	<b>7</b>	
04:01				31 BERAN R substitution out
04:01				23 NICKEL T substitution in
04:01	44 CARDWELL D free throw 2 - 2 missed			
03:59				4 LONG M defensive rebound (4)
03:42	12 JONES D foul drawn (1)			3 PEDULLA S foul offensive (1 - 11)
03:42				3 PEDULLA S turnover offensive (3)
03:42				Timeout media
03:42	44 CARDWELL D substitution out			
03:42	4 BROOME J substitution in			
03:31	4 BROOME J 2pt FG from turnover in the paint, dunk, made (13)	<b>28-19</b>	<b>9</b>	



**Virginia Tech at Auburn**

11/29/23 Neville Arena, Auburn  
2023-24 Men's Basketball

**Game Time:** 8:15 PM  
**Game Duration:** 2:18  
**Attendance:** 9,121

**Officials:** Don Daily, Bart Lenox, Olandis Poole

Game Time	AUB	Score	Diff	VAT
03:31	10 BAKER-MAZARA C assist (3)			
03:05				3 PEDULLA S 2pt FG in the paint, driving layup missed
03:01	4 BROOME J defensive rebound (3)			
02:47	12 JONES D 3pt FG , jump shot missed			
02:43				15 KIDD L defensive rebound (3)
02:21				13 YOUNG J 2pt FG outside the paint, jump shot missed
02:17	4 BROOME J defensive rebound (4)			
02:11	4 BROOME J foul drawn (3)			23 NICKEL T foul shooting (3 - 12)
02:11	4 BROOME J free throw 1 - 2 missed			
02:11	offensive dead ball rebound (4)			
02:11				23 NICKEL T substitution out
02:11				31 BERAN R substitution in
02:11	4 BROOME J free throw 2 - 2 made (14)	<b>29-19</b>	<b>10</b>	
02:11	10 BAKER-MAZARA C foul personal (1 - 12)			3 PEDULLA S foul drawn (3)
02:11				3 PEDULLA S free throw 1 - 2 missed
02:11				offensive dead ball rebound (2)
02:11	3 DONALDSON T substitution out			
02:11	1 HOLLOWAY A substitution in			
02:11		<b>29-20</b>	<b>9</b>	3 PEDULLA S free throw 2 - 2 made (2)
02:00	10 BAKER-MAZARA C 2pt FG in the paint, jump shot made (11)	<b>31-20</b>	<b>11</b>	
01:45				4 LONG M turnover lost ball (1)
01:33	1 HOLLOWAY A 2pt FG from turnover in the paint, jump shot missed			
01:29				15 KIDD L defensive rebound (4)
01:16				3 PEDULLA S 2pt FG in the paint, layup blocked
01:16	5 MOORE C block (1)			
01:10	1 HOLLOWAY A defensive rebound (1)			
01:09	10 BAKER-MAZARA C 3pt FG , jump shot missed			
01:09	4 BROOME J offensive rebound (5)			
01:09	4 BROOME J foul drawn (4)			31 BERAN R foul shooting (3 - 13)
01:09	4 BROOME J free throw 1 - 2 made (15)	<b>32-20</b>	<b>12</b>	
01:09				3 PEDULLA S substitution out
01:09				31 BERAN R substitution out
01:09				10 RECHSTEINER B substitution in
01:09				11 CAMDEN J substitution in
01:09	4 BROOME J free throw 2 - 2 made (16)	<b>33-20</b>	<b>13</b>	
00:45		<b>33-22</b>	<b>11</b>	15 KIDD L 2pt FG in the paint, layup made (4)
00:45				10 RECHSTEINER B assist (1)
00:26	12 JONES D 3pt FG , jump shot missed			
00:23				15 KIDD L defensive rebound (5)
00:01		<b>33-24</b>	<b>9</b>	10 RECHSTEINER B 2pt FG outside the paint, jump shot made (2)
<b>END OF PERIOD</b>				
<b>AUB 33-24 VAT</b>				



Virginia Tech at Auburn

11/29/23 Neville Arena, Auburn  
2023-24 Men's Basketball

Game Time: 8:15 PM  
Game Duration: 2:18  
Attendance: 9,121

Officials: Don Daily, Bart Lenox, Olandis Poole

Virginia Tech - 24

NO.	Name	F	Min	FG		3P		FT		Rebounds			Fouls		TP	AS	TO	ST	Blocks		+/-
				M-A	M-A	M-A	OR	DR	TOT	PF	FD	BS	BA								
23	Tyler Nickel	F	11:09	0-2	0-1	0-0	0	0	0	3	0	0	0	0	2	0	0	0	0	0	-15
31	Robbie Beran	F	09:51	0-1	0-1	2-2	0	2	2	3	1	2	0	1	0	1	0	1	0	-4	
15	Lynn Kidd	C	15:12	1-2	0-0	2-2	0	5	5	1	1	4	0	2	0	0	0	0	-4		
0	Hunter Cattoor	G	14:06	2-5	0-3	2-3	1	3	4	3	3	6	1	2	0	0	0	0	-9		
3	Sean Pedulla	G	16:09	0-5	0-1	2-4	1	1	2	1	3	2	1	3	1	0	1	0	-11		
4	Mekhi Long		14:26	1-1	0-0	1-3	1	3	4	1	3	3	0	1	0	0	0	0	-3		
34	Mylyjael Poteat		04:48	1-2	0-0	0-0	0	0	0	1	1	2	0	0	0	0	0	0	-5		
13	Jaydon Young		09:19	1-2	1-1	0-0	0	0	0	0	0	3	0	0	0	0	0	0	1		
10	Brandon Rechsteiner		03:51	1-1	0-0	0-0	1	0	1	0	0	2	1	1	0	0	0	0	2		
11	John Camden		01:09	0-0	0-0	0-0	0	0	0	0	0	0	0	0	0	0	0	0	3		
Team										1	1	2				0					
<b>Totals</b>				7-21	1-7	9-14	5	15	20	13	12	24	3	12	1	1	1	1	1	-9	

Shooting By Period		
1st FG%	7-21	33.3%
3PT%	1-7	14.3%
FT%	9-14	64.3%
GM FG%	7-21	33.3%
3PT%	1-7	14.3%
FT%	9-14	64.3%

Dead Ball Rebounds: 2, 0

Technical Fouls::NONE

Auburn - 33

NO.	Name	F	Min	FG		3P		FT		Rebounds			Fouls		TP	AS	TO	ST	Blocks		+/-
				M-A	M-A	M-A	OR	DR	TOT	PF	FD	BS	BA								
2	Jaylin Williams	F	06:31	0-1	0-1	0-0	1	1	2	3	1	0	1	1	1	1	0	0	0	5	
4	Johni Broome	F	12:27	6-8	0-1	4-7	2	3	5	1	4	16	0	2	1	0	0	0	11		
5	Chris Moore	F	12:07	0-2	0-1	0-0	1	0	1	1	1	0	0	0	0	0	1	1	-1		
1	Aden Holloway	G	11:41	0-5	0-2	0-0	0	1	1	0	0	0	2	0	2	0	0	0	8		
12	Denver Jones	G	13:31	1-4	0-2	0-0	0	2	2	0	1	2	0	0	1	0	0	0	7		
10	Chad Baker-Mazara		12:31	3-6	0-2	5-5	1	2	3	1	3	11	3	0	0	0	0	0	9		
31	Chaney Johnson		05:42	1-1	1-1	0-0	0	1	1	2	1	3	0	1	0	0	0	0	4		
0	K.D. Johnson		06:29	0-2	0-1	0-0	0	1	1	3	0	0	0	0	1	0	0	0	2		
3	Tre Donaldson		08:19	0-1	0-0	0-0	0	0	0	0	0	0	1	0	0	0	0	0	1		
44	Dylan Cardwell		07:33	0-0	0-0	1-3	0	0	0	1	2	1	0	0	0	0	0	0	-2		
24	Lior Berman		03:09	0-0	0-0	0-0	0	0	0	0	0	0	0	0	0	0	0	0	1		
Team										1	0	1				0					
<b>Totals</b>				11-30	1-11	10-15	6	11	17	12	13	33	7	4	6	1	1	1	9		

Shooting By Period		
1st FG%	11-30	36.7%
3PT%	1-11	9.1%
FT%	10-15	66.7%
GM FG%	11-30	36.7%
3PT%	1-11	9.1%
FT%	10-15	66.7%

Dead Ball Rebounds: 3, 1

Technical Fouls::NONE

	VAT	AUB	Points from		Period by Period Scoring				
Biggest lead	0 (1st 20:00)	15 (1st 7:32)	Turnovers	3	14	1st	2nd	TOT	
Best Scoring Run	9(1st 4:23)	7(1st 16:15)	Paint	10	18	VAT	24	33	57
Lead Changes	0		Second Chance	5	8	AUB	33	41	74
Times Tied	0		Fast Breaks	0	7				
Time with Lead	00:00	19:07	Bench	10	15				

Game Notes:5:15 Unsportsmanlike Technical Foul - Auburn #0 ♦





**Virginia Tech at Auburn**

11/29/23 Neville Arena, Auburn  
2023-24 Men's Basketball

**Game Time:** 8:15 PM  
**Game Duration:** 2:18  
**Attendance:** 9,121

**Officials:** Don Daily, Bart Lenox, Olandis Poole

**Period 2**

**Quarter Starters:**

<b>AUB</b>	1 Holloway A	4 Broome J	5 Moore C	12 Jones D	31 Johnson C
<b>VAT</b>	0 Cattoor H	4 Long M	10 Rechsteiner B	15 Kidd L	23 Nickel T

Game Time	AUB	Score	Diff	VAT
20:00	10 BAKER-MAZARA C substitution out			
20:00	31 JOHNSON C substitution in			
20:00				11 CAMDEN J substitution out
20:00				13 YOUNG J substitution out
20:00				0 CATTOOR H substitution in
20:00				23 NICKEL T substitution in
19:51	4 BROOME J foul drawn (5)			4 LONG M foul shooting (2 - 1)
19:49	4 BROOME J free throw 1 - 2 made (17)	<b>34-24</b>	<b>10</b>	
19:49	4 BROOME J free throw 2 - 2 missed			
19:48				4 LONG M defensive rebound (5)
19:26				23 NICKEL T 3pt FG , jump shot missed
19:23				15 KIDD L offensive rebound (6)
19:21				0 CATTOOR H 3pt FG second chance, jump shot missed
19:21				23 NICKEL T offensive rebound (1)
19:21	1 HOLLOWAY A foul personal (1 - 1)			23 NICKEL T foul drawn (1)
19:08				0 CATTOOR H 2pt FG second chance in the paint, jump shot blocked
19:08	4 BROOME J block (1)			
19:03				15 KIDD L offensive rebound (7)
19:02		<b>34-27</b>	<b>7</b>	0 CATTOOR H 3pt FG second chance, jump shot made (9)
19:02				15 KIDD L assist (1)
18:50	1 HOLLOWAY A 2pt FG in the paint, jump shot missed			
18:48				defensive rebound (25)
18:24				23 NICKEL T 2pt FG in the paint, layup missed
18:24	defensive rebound (18)			
18:16	4 BROOME J 2pt FG in the paint, layup missed			
18:16	4 BROOME J offensive rebound (6)			
18:16	4 BROOME J foul drawn (6)			4 LONG M foul shooting (3 - 2)
18:16	4 BROOME J free throw 1 - 2 made (18)	<b>35-27</b>	<b>8</b>	
18:16				4 LONG M substitution out
18:16				31 BERAN R substitution in
18:16	4 BROOME J free throw 2 - 2 made (19)	<b>36-27</b>	<b>9</b>	
17:47		<b>36-29</b>	<b>7</b>	15 KIDD L 2pt FG in the paint, jump shot made (6)
17:31	4 BROOME J 2pt FG in the paint, layup missed			
17:29	12 JONES D offensive rebound (3)			
17:28	12 JONES D foul drawn (2)			31 BERAN R foul shooting (4 - 3)
17:28	12 JONES D free throw 1 - 2 made (3)	<b>37-29</b>	<b>8</b>	
17:28	5 MOORE C substitution out			
17:28	10 BAKER-MAZARA C substitution in			
17:28				10 RECHSTEINER B substitution out
17:28				31 BERAN R substitution out
17:28				3 PEDULLA S substitution in
17:28				11 CAMDEN J substitution in



**Virginia Tech at Auburn**

11/29/23 Neville Arena, Auburn  
2023-24 Men's Basketball

**Game Time:** 8:15 PM  
**Game Duration:** 2:18  
**Attendance:** 9,121

**Officials:** Don Daily, Bart Lenox, Olandis Poole

Game Time	AUB	Score	Diff	VAT
17:28	12 JONES D free throw 2 - 2 made (4)	<b>38-29</b>	<b>9</b>	
17:04				0 CATTOOR H 2pt FG in the paint, driving layup missed
17:01	4 BROOME J defensive rebound (7)			
16:55	31 JOHNSON C 2pt FG in the paint, layup missed			
16:52	31 JOHNSON C offensive rebound (2)			
16:51	10 BAKER-MAZARA C 3pt FG second chance, jump shot missed			
16:51				defensive rebound (26)
16:47				15 KIDD L 2pt FG outside the paint, jump shot missed
16:43	4 BROOME J defensive rebound (8)			
16:11	31 JOHNSON C turnover lost ball (2)			15 KIDD L steal (1)
15:51	1 HOLLOWAY A steal (3)			3 PEDULLA S turnover lost ball (4)
15:51	Timeout media			
15:51	1 HOLLOWAY A substitution out			
15:51	4 BROOME J substitution out			
15:51	12 JONES D substitution out			
15:51	31 JOHNSON C substitution out			
15:51	0 JOHNSON K substitution in			
15:51	2 WILLIAMS J substitution in			
15:51	3 DONALDSON T substitution in			
15:51	44 CARDWELL D substitution in			
15:51				15 KIDD L substitution out
15:51				23 NICKEL T substitution out
15:51				13 YOUNG J substitution in
15:51				34 POTEAT M substitution in
15:24	3 DONALDSON T 2pt FG from turnover in the paint, jump shot made (2)	<b>40-29</b>	<b>11</b>	
15:04				3 PEDULLA S 3pt FG , jump shot missed
15:01	2 WILLIAMS J defensive rebound (3)			
14:54	0 JOHNSON K 3pt FG , jump shot missed			
14:47	10 BAKER-MAZARA C offensive rebound (4)			
14:47	10 BAKER-MAZARA C 2pt FG second chance in the paint, dunk, missed			
14:44	3 DONALDSON T offensive rebound (1)			
14:46	3 DONALDSON T 3pt FG second chance, jump shot made (5)	<b>43-29</b>	<b>14</b>	
14:46				Timeout 30 Sec
14:31		<b>43-32</b>	<b>11</b>	11 CAMDEN J 3pt FG , jump shot made (3)
14:31				13 YOUNG J assist (1)
14:12	2 WILLIAMS J 2pt FG in the paint, jump shot missed			
14:08				13 YOUNG J defensive rebound (1)
13:55	10 BAKER-MAZARA C foul shooting (2 - 2)			0 CATTOOR H foul drawn (4)
13:55		<b>43-33</b>	<b>10</b>	0 CATTOOR H free throw 1 - 2 made (10)
13:55				0 CATTOOR H free throw 2 - 2 missed
13:54	0 JOHNSON K defensive rebound (2)			
13:43	0 JOHNSON K turnover bad pass (1)			13 YOUNG J steal (1)
13:33				13 YOUNG J 2pt FG from turnover in the paint, driving layup missed
13:29	2 WILLIAMS J defensive rebound (4)			
13:25	0 JOHNSON K 3pt FG , jump shot missed			
13:22				11 CAMDEN J defensive rebound (1)



**Virginia Tech at Auburn**

11/29/23 Neville Arena, Auburn  
2023-24 Men's Basketball

**Game Time:** 8:15 PM  
**Game Duration:** 2:18  
**Attendance:** 9,121

**Officials:** Don Daily, Bart Lenox, Olandis Poole

Game Time	AUB	Score	Diff	VAT
13:04	3 DONALDSON T steal (1)			3 PEDULLA S turnover lost ball (5)
12:59	3 DONALDSON T 2pt FG fast break from turnover in the paint, driving layup made (7)	<b>45-33</b>	<b>12</b>	
12:42				3 PEDULLA S turnover lost ball (6)
12:42	10 BAKER-MAZARA C substitution out			
12:42	5 MOORE C substitution in			
12:42				11 CAMDEN J substitution out
12:42				34 POTEAT M substitution out
12:42				4 LONG M substitution in
12:42				15 KIDD L substitution in
12:22	0 JOHNSON K 2pt FG from turnover in the paint, jump shot made (2)	<b>47-33</b>	<b>14</b>	
12:22	3 DONALDSON T assist (2)			
12:10				3 PEDULLA S 2pt FG outside the paint, jump shot missed
12:03				4 LONG M offensive rebound (6)
12:03				4 LONG M 2pt FG second chance in the paint, layup missed
12:02				4 LONG M offensive rebound (7)
12:02	0 JOHNSON K foul shooting (4 - 3)			4 LONG M foul drawn (4)
12:02		<b>47-34</b>	<b>13</b>	4 LONG M free throw 1 - 2 made (4)
11:53	12 JONES D foul drawn (3)			10 RECHSTEINER B foul shooting (1 - 4)
12:02	0 JOHNSON K substitution out			
12:02	12 JONES D substitution in			
12:02				3 PEDULLA S substitution out
12:02				10 RECHSTEINER B substitution in
12:02		<b>47-35</b>	<b>12</b>	4 LONG M free throw 2 - 2 made (5)
11:53	Timeout media			
11:53	12 JONES D free throw 1 - 2 made (5)	<b>48-35</b>	<b>13</b>	
11:53	12 JONES D free throw 2 - 2 made (6)	<b>49-35</b>	<b>14</b>	
11:29	12 JONES D foul drawn (4)			4 LONG M foul offensive (4 - 5)
11:29				4 LONG M turnover offensive (2)
11:29				4 LONG M substitution out
11:29				11 CAMDEN J substitution in
11:20	44 CARDWELL D foul drawn (3)			11 CAMDEN J foul shooting (1 - 6)
11:20	44 CARDWELL D free throw 1 - 2 missed			
11:20	offensive dead ball rebound (5)			
11:20				13 YOUNG J substitution out
11:20				23 NICKEL T substitution in
11:20	44 CARDWELL D free throw 2 - 2 made (2)	<b>50-35</b>	<b>15</b>	
11:20	2 WILLIAMS J substitution out			
11:20	44 CARDWELL D substitution out			
11:20	4 BROOME J substitution in			
11:20	31 JOHNSON C substitution in			
10:59				15 KIDD L 2pt FG in the paint, layup missed
10:56	31 JOHNSON C defensive rebound (3)			
10:53	4 BROOME J 2pt FG fast break in the paint, dunk, made (21)	<b>52-35</b>	<b>17</b>	
10:53	3 DONALDSON T assist (3)			
10:32				23 NICKEL T turnover lost ball (3)
10:32				23 NICKEL T substitution out
10:32				13 YOUNG J substitution in
10:21	4 BROOME J 2pt FG from turnover in the paint, layup blocked			



**Virginia Tech at Auburn**

11/29/23 Neville Arena, Auburn  
2023-24 Men's Basketball

**Game Time:** 8:15 PM  
**Game Duration:** 2:18  
**Attendance:** 9,121

**Officials:** Don Daily, Bart Lenox, Olandis Poole

Game Time	AUB	Score	Diff	VAT
10:21				15 KIDD L block (1)
10:15				11 CAMDEN J defensive rebound (2)
10:13		<b>52-38</b>	<b>14</b>	13 YOUNG J 3pt FG fast break, jump shot made (6)
10:13				11 CAMDEN J assist (1)
09:57	4 BROOME J 2pt FG in the paint, layup missed			
09:53				11 CAMDEN J defensive rebound (3)
09:48		<b>52-41</b>	<b>11</b>	11 CAMDEN J 3pt FG , jump shot made (6)
09:48				10 RECHSTEINER B assist (2)
09:24	5 MOORE C foul drawn (2)			13 YOUNG J foul shooting (1 - 7)
09:24	5 MOORE C free throw 1 - 2 missed			
09:24	offensive dead ball rebound (6)			
09:24	3 DONALDSON T substitution out			
09:24	1 HOLLOWAY A substitution in			
09:24				10 RECHSTEINER B substitution out
09:24				15 KIDD L substitution out
09:24				3 PEDULLA S substitution in
09:24				34 POTEAT M substitution in
09:24	5 MOORE C free throw 2 - 2 missed			
09:22				34 POTEAT M defensive rebound (1)
09:16	5 MOORE C substitution out			
09:16	10 BAKER-MAZARA C substitution in			
09:16				11 CAMDEN J substitution out
09:16				31 BERAN R substitution in
09:09				34 POTEAT M 2pt FG in the paint, layup blocked
09:09	10 BAKER-MAZARA C block (1)			
09:07	12 JONES D defensive rebound (4)			
09:07	12 JONES D foul drawn (5)			31 BERAN R foul personal (5 - 8)
09:07	12 JONES D 1&1 free throw 1 made (7)	<b>53-41</b>	<b>12</b>	
09:07				31 BERAN R substitution out
09:07				23 NICKEL T substitution in
09:07	12 JONES D 1&1 free throw 2 made (8)	<b>54-41</b>	<b>13</b>	
09:00				34 POTEAT M 2pt FG in the paint, layup blocked
09:00	31 JOHNSON C block (1)			
09:00				offensive rebound (34)
09:00				34 POTEAT M substitution out
09:00				15 KIDD L substitution in
08:53				0 CATTOOR H 3pt FG second chance, jump shot blocked
08:53	4 BROOME J block (2)			
08:46	12 JONES D defensive rebound (5)			
08:40	4 BROOME J 2pt FG in the paint, layup missed			
08:36	4 BROOME J offensive rebound (9)			
08:27	4 BROOME J 2pt FG second chance in the paint, layup made (23)	<b>56-41</b>	<b>15</b>	
08:27	12 JONES D assist (1)			
08:12	31 JOHNSON C foul personal (3 - 4)			3 PEDULLA S foul drawn (4)
07:51				15 KIDD L 2pt FG in the paint, layup blocked
07:51	4 BROOME J block (3)			
07:46	4 BROOME J defensive rebound (10)			
07:25	31 JOHNSON C 2pt FG in the paint, layup missed			



**Virginia Tech at Auburn**

11/29/23 Neville Arena, Auburn  
2023-24 Men's Basketball

**Game Time:** 8:15 PM  
**Game Duration:** 2:18  
**Attendance:** 9,121

**Officials:** Don Daily, Bart Lenox, Olandis Poole

Game Time	AUB	Score	Diff	VAT
07:19	4 BROOME J offensive rebound (11)			
07:19	4 BROOME J 2pt FG second chance in the paint, layup made (25)	<b>58-41</b>	<b>17</b>	
07:16	1 HOLLOWAY A foul shooting (2 - 5)			3 PEDULLA S foul drawn (5)
07:16	Timeout media			
07:16	12 JONES D substitution out			
07:16	0 JOHNSON K substitution in			
07:16				23 NICKEL T substitution out
07:16				11 CAMDEN J substitution in
07:16		<b>58-42</b>	<b>16</b>	3 PEDULLA S free throw 1 - 2 made (3)
07:16		<b>58-43</b>	<b>15</b>	3 PEDULLA S free throw 2 - 2 made (4)
07:00	10 BAKER-MAZARA C 2pt FG in the paint, dunk, made (13)	<b>60-43</b>	<b>17</b>	
07:00	31 JOHNSON C assist (1)			
06:31				3 PEDULLA S 2pt FG outside the paint, jump shot missed
06:28	defensive rebound (35)			
06:18	0 JOHNSON K 2pt FG in the paint, driving layup missed			
06:13	4 BROOME J offensive rebound (12)			
06:13	4 BROOME J 2pt FG second chance in the paint, layup made (27)	<b>62-43</b>	<b>19</b>	
05:52				3 PEDULLA S 2pt FG in the paint, driving layup blocked
05:52	31 JOHNSON C block (2)			
05:52				offensive rebound (35)
05:52				15 KIDD L substitution out
05:52				34 POTEAT M substitution in
05:47	10 BAKER-MAZARA C steal (1)			0 CATTOOR H turnover bad pass (3)
05:42	10 BAKER-MAZARA C 2pt FG fast break from turnover in the paint, dunk, made (15)	<b>64-43</b>	<b>21</b>	
05:21				13 YOUNG J 3pt FG , jump shot missed
05:16				34 POTEAT M offensive rebound (2)
05:15	0 JOHNSON K foul shooting (5 - 6)			34 POTEAT M foul drawn (2)
05:15	0 JOHNSON K substitution out			
05:15	3 DONALDSON T substitution in			
05:15	0 JOHNSON K foul class A technical (6 - 7)			
05:15		<b>64-44</b>	<b>20</b>	0 CATTOOR H free throw 1 - 2 made (11)
05:15		<b>64-45</b>	<b>19</b>	0 CATTOOR H free throw 2 - 2 made (12)
05:15		<b>64-46</b>	<b>18</b>	34 POTEAT M free throw 1 - 2 made (3)
05:15		<b>64-47</b>	<b>17</b>	34 POTEAT M free throw 2 - 2 made (4)
05:15				Timeout 30 Sec
05:02	4 BROOME J foul drawn (7)			34 POTEAT M foul shooting (2 - 9)
05:02	4 BROOME J free throw 1 - 2 made (28)	<b>65-47</b>	<b>18</b>	
05:02				34 POTEAT M substitution out
05:02				15 KIDD L substitution in
05:02	4 BROOME J free throw 2 - 2 missed			
05:02				0 CATTOOR H defensive rebound (5)
04:43		<b>65-49</b>	<b>16</b>	0 CATTOOR H 2pt FG in the paint, driving layup made (14)
04:29	1 HOLLOWAY A turnover lost ball (1)			15 KIDD L steal (2)
04:20	10 BAKER-MAZARA C steal (2)			3 PEDULLA S turnover lost ball (7)
04:14	31 JOHNSON C 2pt FG from turnover in the paint, driving layup missed			
04:07	3 DONALDSON T offensive rebound (2)			



**Virginia Tech at Auburn**

11/29/23 Neville Arena, Auburn  
2023-24 Men's Basketball

**Game Time:** 8:15 PM  
**Game Duration:** 2:18  
**Attendance:** 9,121

**Officials:** Don Daily, Bart Lenox, Olandis Poole

Game Time	AUB	Score	Diff	VAT
04:07	3 DONALDSON T 2pt FG from turnover second chance in the paint, layup missed			
04:05	4 BROOME J offensive rebound (13)			
04:05	4 BROOME J 2pt FG from turnover second chance in the paint, layup made (30)	<b>67-49</b>	<b>18</b>	
03:54		<b>67-52</b>	<b>15</b>	13 YOUNG J 3pt FG , jump shot made (9)
03:30	1 HOLLOWAY A 2pt FG outside the paint, jump shot missed			
03:26				0 CATTOOR H defensive rebound (6)
03:17	10 BAKER-MAZARA C foul personal (3 - 8)			0 CATTOOR H foul drawn (5)
03:17	Timeout media			
03:17	1 HOLLOWAY A substitution out			
03:17	10 BAKER-MAZARA C substitution out			
03:17	31 JOHNSON C substitution out			
03:17	2 WILLIAMS J substitution in			
03:17	5 MOORE C substitution in			
03:17	12 JONES D substitution in			
03:17				3 PEDULLA S substitution out
03:17				11 CAMDEN J substitution out
03:17				4 LONG M substitution in
03:17				10 RECHSTEINER B substitution in
03:17		<b>67-53</b>	<b>14</b>	0 CATTOOR H 1&1 free throw 1 made (15)
03:17		<b>67-54</b>	<b>13</b>	0 CATTOOR H 1&1 free throw 2 made (16)
03:17				0 CATTOOR H substitution out
03:17				11 CAMDEN J substitution in
02:51	4 BROOME J 3pt FG , jump shot missed			
02:47				11 CAMDEN J defensive rebound (4)
02:40				13 YOUNG J turnover bad pass (1)
02:40				11 CAMDEN J substitution out
02:40				0 CATTOOR H substitution in
02:17	2 WILLIAMS J 2pt FG from turnover in the paint, jump shot missed			
02:14	2 WILLIAMS J offensive rebound (5)			
02:17	2 WILLIAMS J 2pt FG from turnover second chance in the paint, layup made (2)	<b>69-54</b>	<b>15</b>	
02:17	2 WILLIAMS J foul drawn (2)			4 LONG M foul shooting (5 - 10)
02:17				4 LONG M substitution out
02:17				11 CAMDEN J substitution in
02:17	2 WILLIAMS J free throw 1 - 1 made (3)	<b>70-54</b>	<b>16</b>	
01:58	2 WILLIAMS J steal (2)			11 CAMDEN J turnover lost ball (1)
01:52	3 DONALDSON T 2pt FG from turnover in the paint, driving layup made (9)	<b>72-54</b>	<b>18</b>	
01:52	2 WILLIAMS J assist (2)			
01:39	2 WILLIAMS J foul shooting (4 - 9)			11 CAMDEN J foul drawn (1)
01:38				11 CAMDEN J free throw 1 - 3 missed
01:38				offensive dead ball rebound (3)
01:38				11 CAMDEN J free throw 2 - 3 missed
01:38				offensive dead ball rebound (4)
01:38	2 WILLIAMS J substitution out			
01:38	12 JONES D substitution out			
01:38	20 SOBERA C substitution in			
01:38	24 BERMAN L substitution in			



**Virginia Tech at Auburn**

11/29/23 Neville Arena, Auburn  
2023-24 Men's Basketball

**Game Time:** 8:15 PM

**Game Duration:** 2:18

**Attendance:** 9,121

**Officials:** Don Daily, Bart Lenox, Olandis Poole

Game Time	AUB	Score	Diff	VAT
01:38	3 DONALDSON T substitution out			
01:38	21 MUSCHALEK B substitution in			
01:38		<b>72-55</b>	<b>17</b>	11 CAMDEN J free throw 3 - 3 made (7)
01:32	5 MOORE C turnover bad pass (1)			11 CAMDEN J steal (1)
01:32	5 MOORE C foul personal (2 - 10)			11 CAMDEN J foul drawn (2)
01:32		<b>72-56</b>	<b>16</b>	11 CAMDEN J free throw 1 - 2 made (8)
01:32	4 BROOME J substitution out			
01:32	5 MOORE C substitution out			
01:32	23 SCOTT A substitution in			
01:32	55 HARPER J substitution in			
01:32				0 CATTOOR H substitution out
01:32				15 KIDD L substitution out
01:32				5 WESSLER P substitution in
01:32				23 NICKEL T substitution in
01:32		<b>72-57</b>	<b>15</b>	11 CAMDEN J free throw 2 - 2 made (9)
01:31	21 MUSCHALEK B foul drawn (1)			11 CAMDEN J foul personal (2 - 11)
01:31	21 MUSCHALEK B free throw 1 - 2 missed			
01:31	offensive dead ball rebound (7)			
01:31	21 MUSCHALEK B free throw 2 - 2 made (1)	<b>73-57</b>	<b>16</b>	
01:13				5 WESSLER P 2pt FG in the paint, layup missed
01:09				11 CAMDEN J offensive rebound (5)
01:08				11 CAMDEN J 2pt FG second chance in the paint, jump shot missed
01:04	24 BERMAN L defensive rebound (1)			
00:49	21 MUSCHALEK B foul drawn (2)			10 RECHSTEINER B foul shooting (2 - 12)
00:49	21 MUSCHALEK B free throw 1 - 2 made (2)	<b>74-57</b>	<b>17</b>	
00:49	21 MUSCHALEK B free throw 2 - 2 missed			
00:49				5 WESSLER P defensive rebound (1)
00:29				23 NICKEL T 3pt FG , jump shot missed
00:20				offensive rebound (42)
00:09				10 RECHSTEINER B 3pt FG second chance, jump shot missed
00:04				11 CAMDEN J offensive rebound (6)
00:00				11 CAMDEN J 3pt FG second chance, jump shot missed
00:00				offensive rebound (44)
<b>END OF GAME</b>				
<b>AUB 74-57 VAT</b>				



Virginia Tech at Auburn

11/29/23 Neville Arena, Auburn  
2023-24 Men's Basketball

Game Time: 8:15 PM  
Game Duration: 2:18  
Attendance: 9,121

Officials: Don Daily, Bart Lenox, Olandis Poole

Virginia Tech - 33

NO.	Name	Min	FG	3P	FT	Rebounds			Fouls		TP	AS	TO	ST	Blocks		+/-
			M-A	M-A	M-A	OR	DR	TOT	PF	FD					BS	BA	
23	Tyler Nickel	F 08:20	0-3	0-2	0-0	1	0	1	0	1	0	0	1	0	0	0	-9
31	Robbie Beran	F 00:57	0-0	0-0	0-0	0	0	0	2	0	0	0	0	0	0	0	-1
15	Lynn Kidd	C 14:05	1-4	0-0	0-0	2	0	2	0	0	2	1	0	2	1	1	-3
0	Hunter Cattoor	G 17:51	2-6	1-3	5-6	0	2	2	0	2	10	0	1	0	0	2	-7
3	Sean Pedulla	G 11:33	0-4	0-1	2-2	0	0	0	0	2	2	0	4	0	0	1	-9
11	John Camden	13:52	2-4	2-3	3-5	2	4	6	2	2	9	1	1	1	0	0	-1
13	Jaydon Young	15:03	2-4	2-3	0-0	0	1	1	1	0	6	1	1	1	0	0	-5
34	Mylyjael Poteat	04:23	0-2	0-0	2-2	1	1	2	1	1	2	0	0	0	0	2	-4
4	Mekhi Long	03:57	0-1	0-0	2-2	2	1	3	4	1	2	0	1	0	0	0	-1
10	Brandon Rechsteiner	08:27	0-1	0-1	0-0	0	0	0	2	0	0	1	0	0	0	0	1
5	Patrick Wessler	01:32	0-1	0-0	0-0	0	1	1	0	0	0	0	0	0	0	0	-1
Team						4	2	6			0			0			
<b>Totals</b>			7-30	5-13	14-17	12	12	24	12	9	33	4	9	4	1	6	-8

Shooting By Period		
2 <sup>nd</sup> FG%	7-30	23.3%
3PT%	5-13	38.5%
FT%	14-17	82.4%
GM FG%	7-30	23.3%
3PT%	5-13	38.5%
FT%	14-17	82.4%

Dead Ball Rebounds: 2, 0

Technical Fouls::NONE

Auburn - 41

NO.	Name	Min	FG	3P	FT	Rebounds			Fouls		TP	AS	TO	ST	Blocks		+/-
			M-A	M-A	M-A	OR	DR	TOT	PF	FD					BS	BA	
2	Jaylin Williams	F 06:10	1-3	0-0	1-1	1	2	3	1	1	3	1	0	1	0	0	9
4	Johni Broome	F 13:57	5-11	0-1	4-6	5	3	8	0	3	14	0	0	0	3	1	1
5	Chris Moore	F 07:43	0-0	0-0	0-2	0	0	0	1	1	0	0	1	0	0	0	-1
1	Aden Holloway	G 10:16	0-2	0-0	0-0	0	0	0	2	0	0	0	1	1	0	0	4
12	Denver Jones	G 10:34	0-0	0-0	6-6	1	2	3	0	4	6	1	0	0	0	0	7
31	Chaney Johnson	12:12	0-3	0-0	0-0	1	1	2	1	0	0	1	1	0	2	0	0
10	Chad Baker-Mazara	10:45	2-4	0-1	0-0	1	0	1	2	0	4	0	0	2	1	0	8
0	K.D. Johnson	05:50	1-4	0-2	0-0	0	1	1	3	0	2	0	1	0	0	0	8
3	Tre Donaldson	10:04	4-5	1-1	0-0	2	0	2	0	0	9	2	0	1	0	0	-1
44	Dylan Cardwell	04:31	0-0	0-0	1-2	0	0	0	0	1	1	0	0	0	0	0	6
20	Carter Sobera	01:38	0-0	0-0	0-0	0	0	0	0	0	0	0	0	0	0	0	-1
21	Blake Muschalek	01:38	0-0	0-0	2-4	0	0	0	0	2	2	0	0	0	0	0	-1
24	Lior Berman	01:38	0-0	0-0	0-0	0	1	1	0	0	0	0	0	0	0	0	-1
23	Addarin Scott	01:32	0-0	0-0	0-0	0	0	0	0	0	0	0	0	0	0	0	1
55	Jalen Harper	01:32	0-0	0-0	0-0	0	0	0	0	0	0	0	0	0	0	0	1
Team						0	2	2			0			0			
<b>Totals</b>			13-32	1-5	14-21	11	12	23	10	12	41	5	4	5	6	1	8

Shooting By Period		
2 <sup>nd</sup> FG%	13-32	40.6%
3PT%	1-5	20.0%
FT%	14-21	66.7%
GM FG%	13-32	40.6%
3PT%	1-5	20.0%
FT%	14-21	66.7%

Dead Ball Rebounds: 3, 0

Technical Fouls:Johnson 2<sup>nd</sup>5:15

	VAT	AUB
Biggest lead	0 (1 <sup>st</sup> 20:00)	21 (2 <sup>nd</sup> 5:42)
Best Scoring Run	6(2 <sup>nd</sup> 9:48)	7(2 <sup>nd</sup> 14:46)
Lead Changes	0	
Times Tied	0	
Time with Lead	00:00	19:49

Points from	VAT	AUB
Turnovers	2	16
Paint	4	24
Second Chance	9	18
Fast Breaks	3	6
Bench	19	18

Period by Period Scoring			
	1st	2nd	TOT
VAT	24	33	57
AUB	33	41	74

Game Notes:5:15 Unsportsmanlike Technical Foul - Auburn #0 ♦





**Virginia Tech at Auburn**

11/29/23 Neville Arena, Auburn  
2023-24 Men's Basketball

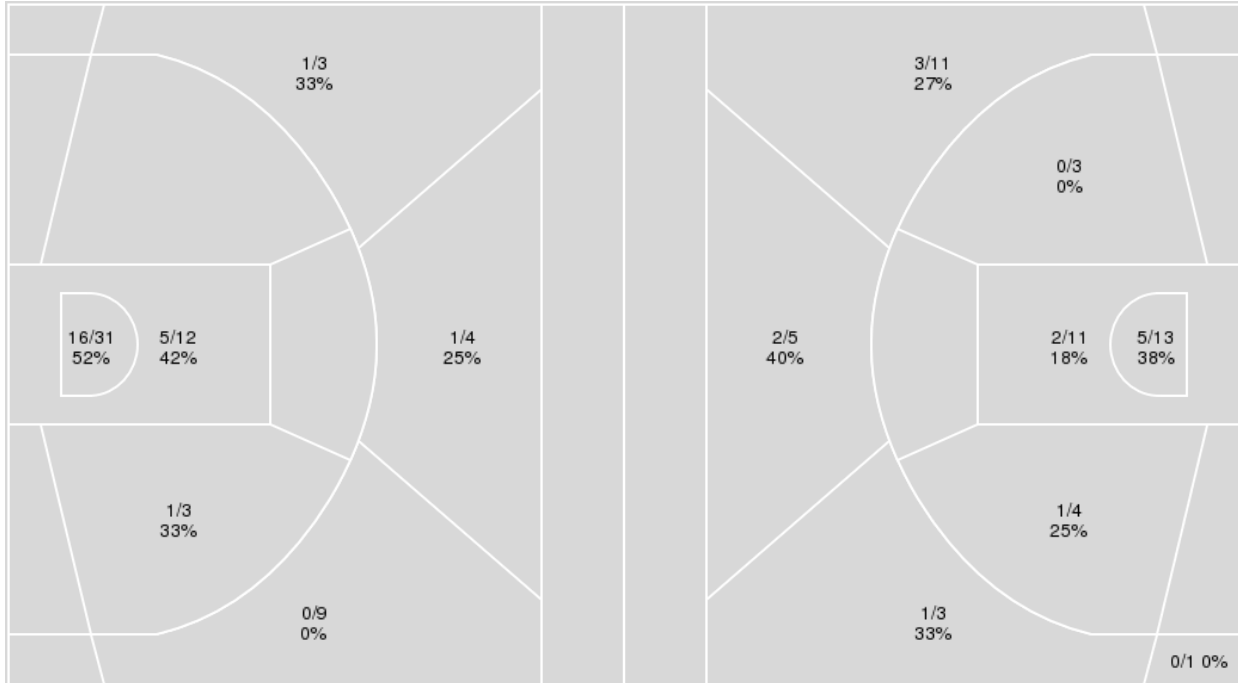
Officials: Don Daily, Bart Lenox, Olandis Poole

{ Players => All; } FG Types => All; Results => All;

{ Players => All; } FG Types => All; Results => All;

**Auburn**

**Virginia Tech**



Auburn	M/A	%
Field Goals	24/62	39
2 Points	22/46	48
3 Points	2/16	12
Free Throws	24/36	67

Virginia Tech	M/A	%
Field Goals	14/51	27
2 Points	8/31	26
3 Points	6/20	30
Free Throws	23/31	74



**Virginia Tech at Auburn**

11/29/23 Neville Arena, Auburn  
2023-24 Men's Basketball

**Game Time:** 8:15 PM  
**Game Duration:** 2:18  
**Attendance:** 9,121

**Officials:** Don Daily, Bart Lenox, Olandis Poole

**Virginia Tech**

No	Name	Mins		Score		Points Diff		Points per Min		Assists		Rebounds		Steals		Turnovers	
		On	Off	On	Off	On	Off	On	Off	On	Off	On	Off	On	Off	On	Off
0	Hunter Cattoor	31:57	08:03	45 - 61	12 - 13	-16	-1	1.41	1.49	5	2	32	12	5	0	18	3
3	Sean Pedulla	27:42	12:18	34 - 54	23 - 20	-20	3	1.23	1.87	2	5	26	18	4	1	15	6
4	Mekhi Long	18:23	21:37	26 - 30	31 - 44	-4	-13	1.41	1.43	4	3	23	21	1	4	9	12
5	Patrick Wessler	01:32	38:28	1 - 2	56 - 72	-1	-16	0.65	1.46	0	7	5	39	0	5	0	21
10	Brandon Rechsteiner	12:18	27:42	23 - 20	34 - 54	3	-20	1.87	1.23	5	2	18	26	1	4	6	15
11	John Camden	15:01	24:59	28 - 26	29 - 48	2	-19	1.86	1.16	4	3	17	27	4	1	8	13
13	Jaydon Young	24:22	15:38	44 - 48	13 - 26	-4	-13	1.81	0.83	5	2	27	17	4	1	11	10
15	Lynn Kidd	29:17	10:43	46 - 53	11 - 21	-7	-10	1.57	1.03	5	2	29	15	4	1	15	6
23	Tyler Nickel	19:29	20:31	13 - 37	44 - 37	-24	7	0.67	2.14	2	5	22	22	1	4	10	11
31	Robbie Beran	10:48	29:12	15 - 20	42 - 54	-5	-12	1.39	1.44	1	6	11	33	0	5	7	14
34	Mylyjael Poteat	09:11	30:49	10 - 19	47 - 55	-9	-8	1.09	1.53	2	5	10	34	1	4	6	15

**Auburn**

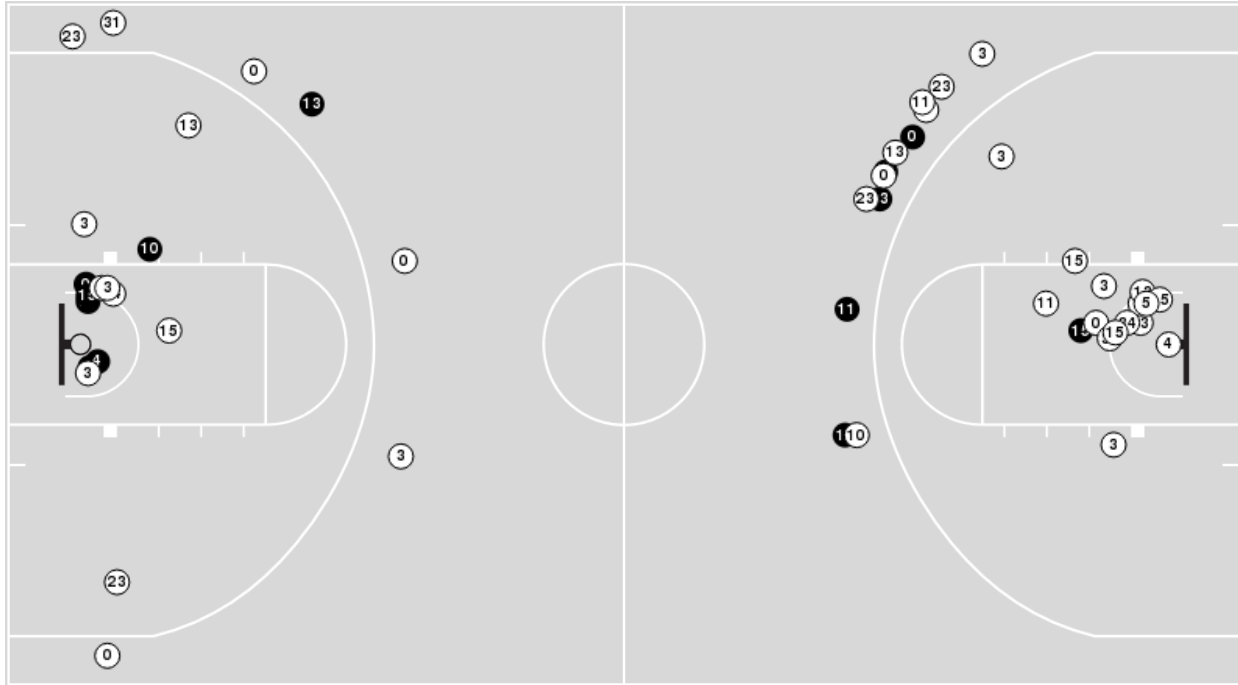
No	Name	Mins		Score		Points Diff		Points per Min		Assists		Rebounds		Steals		Turnovers	
		On	Off	On	Off	On	Off	On	Off	On	Off	On	Off	On	Off	On	Off
0	K.D. Johnson	12:19	27:41	25 - 15	49 - 42	10	7	2.03	1.77	4	8	11	29	3	8	1	7
1	Aden Holloway	21:57	18:03	42 - 30	32 - 27	12	5	1.91	1.77	7	5	26	14	8	3	5	3
2	Jaylin Williams	12:41	27:19	31 - 17	43 - 40	14	3	2.44	1.57	6	6	11	29	6	5	3	5
3	Tre Donaldson	18:23	21:37	33 - 33	41 - 24	0	17	1.80	1.90	5	7	15	25	4	7	3	5
4	Johni Broome	26:24	13:36	52 - 40	22 - 17	12	5	1.97	1.62	10	2	29	11	9	2	6	2
5	Chris Moore	19:50	20:10	30 - 32	44 - 25	-2	19	1.51	2.18	6	6	14	26	5	6	3	5
10	Chad Baker-Mazara	23:16	16:44	47 - 30	27 - 27	17	0	2.02	1.61	6	6	28	12	5	6	4	4
12	Denver Jones	24:05	15:55	44 - 30	30 - 27	14	3	1.83	1.88	8	4	26	14	7	4	5	3
20	Carter Sobera	01:38	38:22	2 - 3	72 - 54	-1	18	1.22	1.88	0	12	1	39	0	11	1	7
21	Blake Muschalek	01:38	38:22	2 - 3	72 - 54	-1	18	1.22	1.88	0	12	1	39	0	11	1	7
23	Addarin Scott	01:32	38:28	2 - 1	72 - 56	1	16	1.30	1.87	0	12	1	39	0	11	0	8
24	Lior Berman	04:47	35:13	5 - 5	69 - 52	0	17	1.05	1.96	1	11	3	37	2	9	3	5
31	Chaney Johnson	17:54	22:06	33 - 29	41 - 28	4	13	1.84	1.86	5	7	23	17	4	7	3	5
44	Dylan Cardwell	12:04	27:56	20 - 16	54 - 41	4	13	1.66	1.93	2	10	10	30	2	9	2	6
55	Jalen Harper	01:32	38:28	2 - 1	72 - 56	1	16	1.30	1.87	0	12	1	39	0	11	0	8



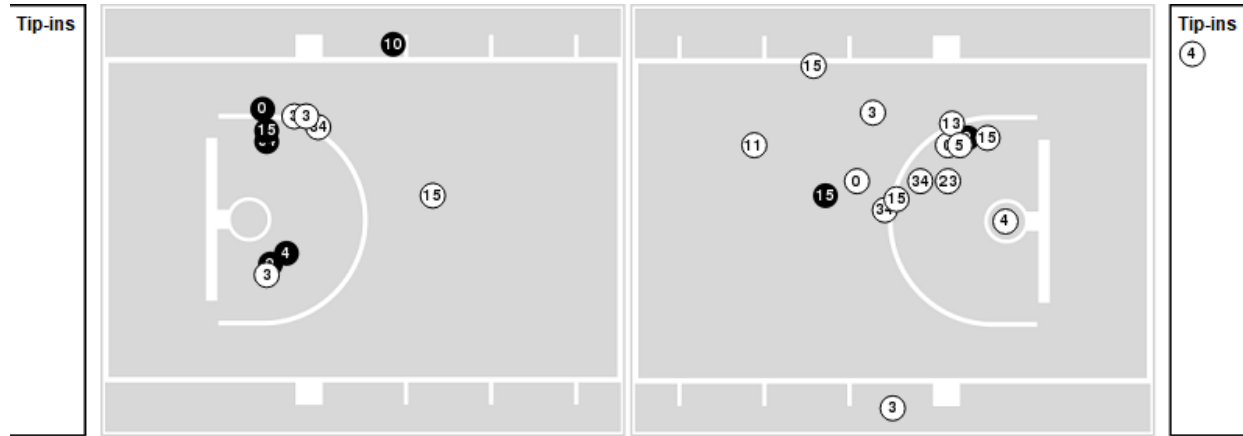
Players => AllFG Types=>AllResults=>All

**Virginia Tech**

**All Field Goals**



**Blow Up Chart**



● Made ○ Missed N - Player Number

Virginia Tech	M/A	%
Field Goals	14/51	27
2 Points	8/31	26
3 Points	6/20	30
Free Throws	23/31	74

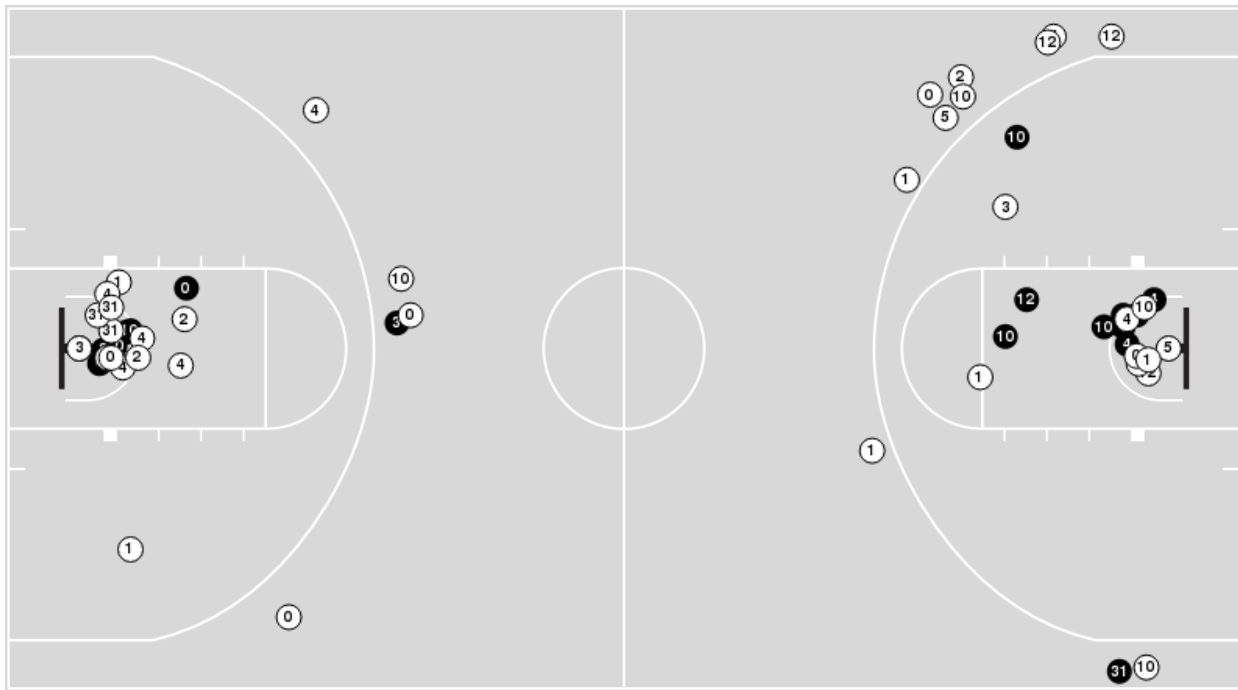
Virginia Tech	M/A	%
Points in the Paint	14 (7 / 24)	29
Fast Break Points	3 (1/1)	100
Second Chance Points	14 (10/18)	56
Effective FG%	33	



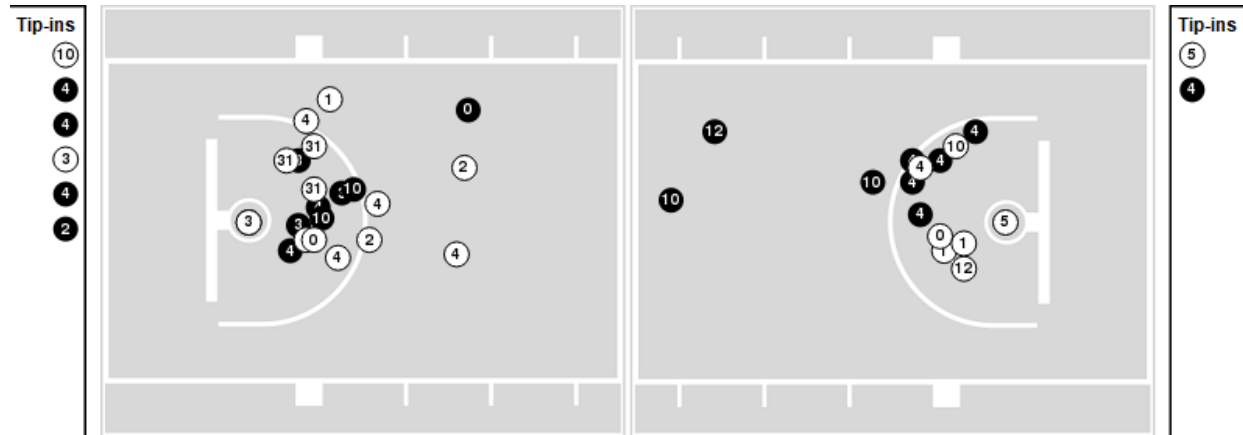
Players => AllFG Types=>AllResults=>All

**Auburn**

**All Field Goals**



**Blow Up Chart**



● Made    ○ Missed    N - Player Number

Auburn	M/A	%
Field Goals	24/62	39
2 Points	22/46	48
3 Points	2/16	12
Free Throws	24/36	67

Auburn	M/A	%
Points in the Paint	42 (21 / 43)	49
Fast Break Points	13 (7/9)	78
Second Chance Points	26 (17/23)	74
Effective FG%	40	



Virginia Tech at Auburn

11/29/23 Neville Arena, Auburn  
2023-24 Men's Basketball

Game Time: 8:15 PM  
Game Duration: 2:18  
Attendance: 9,121

Officials: Don Daily, Bart Lenox, Olandis Poole

Virginia Tech

Lineup	Quarter On	Time On	Quarter Off	Time Off	Time on Court	Score	Score Diff	Reb	Stl	Tov	Ass	PPP
0- Cattoor H/ 3- Pedulla S/ 15- Kidd L/ 23- Nickel T/ 31- Beran R/	1	20:00	1	15:57	04:03	3-11	-8	3	0	4	0	0.4360
0- Cattoor H/ 3- Pedulla S/ 4- Long M/ 23- Nickel T/ 34- Poteat M/	1	15:57	1	13:51	02:06	0-4	-4	1	0	1	0	0.0000
3- Pedulla S/ 4- Long M/ 13- Young J/ 23- Nickel T/ 34- Poteat M/	1	13:51	1	13:51	00:00	0-0	0	0	0	0	0	0.0000
3- Pedulla S/ 4- Long M/ 13- Young J/ 15- Kidd L/ 23- Nickel T/	1	13:51	1	13:28	00:23	1-2	-1	0	0	0	0	2.2727
3- Pedulla S/ 4- Long M/ 13- Young J/ 15- Kidd L/ 31- Beran R/	1	13:28	1	13:28	00:00	0-1	-1	0	0	0	0	0.0000
0- Cattoor H/ 3- Pedulla S/ 4- Long M/ 15- Kidd L/ 31- Beran R/	1	13:28	1	11:43	01:45	2-0	2	3	0	1	0	0.8197
0- Cattoor H/ 3- Pedulla S/ 4- Long M/ 15- Kidd L/ 23- Nickel T/	1	11:43	1	11:38	00:05	1-0	1	0	0	0	0	2.2727
0- Cattoor H/ 3- Pedulla S/ 4- Long M/ 13- Young J/ 15- Kidd L/	1	11:38	1	09:44	01:54	3-4	-1	1	1	1	0	0.8721
0- Cattoor H/ 4- Long M/ 10- Rechsteiner B/ 23- Nickel T/ 34- Poteat M/	1	09:44	1	07:02	02:42	2-3	-1	4	0	2	1	0.4000
0- Cattoor H/ 3- Pedulla S/ 13- Young J/ 15- Kidd L/ 31- Beran R/	1	07:02	1	05:31	01:31	2-0	2	2	0	1	0	0.6944
3- Pedulla S/ 4- Long M/ 13- Young J/ 15- Kidd L/ 31- Beran R/	1	05:31	1	04:01	01:30	5-1	4	2	0	0	1	2.6596
3- Pedulla S/ 4- Long M/ 13- Young J/ 15- Kidd L/ 23- Nickel T/	1	04:01	1	02:11	01:50	0-2	-2	2	0	1	0	0.0000
3- Pedulla S/ 4- Long M/ 13- Young J/ 15- Kidd L/ 31- Beran R/	1	02:11	1	01:09	01:02	1-4	-3	1	0	1	0	0.3472
4- Long M/ 10- Rechsteiner B/ 11- Camden J/ 13- Young J/ 15- Kidd L/	1	01:09	2	20:00	01:09	4-1	3	1	0	0	1	2.0000
0- Cattoor H/ 4- Long M/ 10- Rechsteiner B/ 15- Kidd L/ 23- Nickel T/	2	20:00	2	18:16	01:44	3-2	1	5	0	0	1	1.5000
0- Cattoor H/ 10- Rechsteiner B/ 15- Kidd L/ 23- Nickel T/ 31- Beran R/	2	18:16	2	17:28	00:48	2-2	0	0	0	0	0	2.0000
0- Cattoor H/ 3- Pedulla S/ 11- Camden J/ 15- Kidd L/ 23- Nickel T/	2	17:28	2	15:51	01:37	0-1	-1	1	1	1	0	0.0000
0- Cattoor H/ 3- Pedulla S/ 11- Camden J/ 13- Young J/ 34- Poteat M/	2	15:51	2	12:42	03:09	4-7	-3	2	1	2	1	0.6803
0- Cattoor H/ 3- Pedulla S/ 4- Long M/ 13- Young J/ 15- Kidd L/	2	12:42	2	12:02	00:40	1-2	-1	2	0	0	0	2.2727
0- Cattoor H/ 4- Long M/ 10- Rechsteiner B/ 13- Young J/ 15- Kidd L/	2	12:02	2	11:29	00:33	1-2	-1	0	0	1	0	0.6944
0- Cattoor H/ 10- Rechsteiner B/ 11- Camden J/ 13- Young J/ 15- Kidd L/	2	11:29	2	11:20	00:09	0-0	0	0	0	0	0	0.0000
0- Cattoor H/ 10- Rechsteiner B/ 11- Camden J/ 15- Kidd L/ 23- Nickel T/	2	11:20	2	10:32	00:48	0-3	-3	0	0	1	0	0.0000
0- Cattoor H/ 10- Rechsteiner B/ 11- Camden J/ 13- Young J/ 15- Kidd L/	2	10:32	2	09:24	01:08	6-0	6	2	0	0	2	3.0000
0- Cattoor H/ 3- Pedulla S/ 11- Camden J/ 13- Young J/ 34- Poteat M/	2	09:24	2	09:16	00:08	0-0	0	1	0	0	0	0.0000
0- Cattoor H/ 3- Pedulla S/ 13- Young J/ 31- Beran R/ 34- Poteat M/	2	09:16	2	09:07	00:09	0-1	-1	0	0	0	0	0.0000
0- Cattoor H/ 3- Pedulla S/ 13- Young J/ 23- Nickel T/ 34- Poteat M/	2	09:07	2	09:00	00:07	0-1	-1	1	0	0	0	0.0000
0- Cattoor H/ 3- Pedulla S/ 13- Young J/ 15- Kidd L/ 23- Nickel T/	2	09:00	2	07:16	01:44	0-4	-4	0	0	0	0	0.0000
0- Cattoor H/ 3- Pedulla S/ 11- Camden J/ 13- Young J/ 15- Kidd L/	2	07:16	2	05:52	01:24	2-4	-2	1	0	0	0	1.0638
0- Cattoor H/ 3- Pedulla S/ 11- Camden J/ 13- Young J/ 34- Poteat M/	2	05:52	2	05:02	00:50	4-3	1	1	0	1	0	1.4493
0- Cattoor H/ 3- Pedulla S/ 11- Camden J/ 13- Young J/ 15- Kidd L/	2	05:02	2	03:17	01:45	5-2	3	2	1	1	0	1.6667
0- Cattoor H/ 4- Long M/ 10- Rechsteiner B/ 13- Young J/ 15- Kidd L/	2	03:17	2	03:17	00:00	2-0	2	0	0	0	0	2.2727
4- Long M/ 10- Rechsteiner B/ 11- Camden J/ 13- Young J/ 15- Kidd L/	2	03:17	2	02:40	00:37	0-0	0	1	0	1	0	0.0000
0- Cattoor H/ 4- Long M/ 10- Rechsteiner B/ 13- Young J/ 15- Kidd L/	2	02:40	2	02:17	00:23	0-2	-2	0	0	0	0	0.0000
0- Cattoor H/ 10- Rechsteiner B/ 11- Camden J/ 13- Young J/ 15- Kidd L/	2	02:17	2	01:32	00:45	2-3	-1	0	1	1	0	0.7246
5- Wessler P/ 10- Rechsteiner B/ 11- Camden J/ 13- Young J/ 23- Nickel T/	2	01:32	2	00:00	01:32	1-2	-1	5	0	0	0	0.6944



Virginia Tech at Auburn

11/29/23 Neville Arena, Auburn  
2023-24 Men's Basketball

Game Time: 8:15 PM  
Game Duration: 2:18  
Attendance: 9,121

Officials: Don Daily, Bart Lenox, Olandis Poole

Auburn

Lineup	Quarter On	Time On	Quarter Off	Time Off	Time on Court	Score	Score Diff	Reb	Stl	Tov	Ass	PPP
1- Holloway A/ 2- Williams J/ 4- Broome J/ 5- Moore C/ 12- Jones D/	1	20:00	1	17:42	02:18	6-1	5	3	3	0	2	1.5000
1- Holloway A/ 4- Broome J/ 10- Baker-Mazara C/ 12- Jones D/ 31- Johnson C/	1	17:42	1	16:57	00:45	2-0	2	2	0	0	0	1.0000
0- Johnson K/ 1- Holloway A/ 4- Broome J/ 10- Baker-Mazara C/ 31- Johnson C/	1	16:57	1	15:57	01:00	3-2	1	0	0	0	1	1.5000
0- Johnson K/ 3- Donaldson T/ 10- Baker-Mazara C/ 31- Johnson C/ 44- Cardwell D/	1	15:57	1	15:05	00:52	2-0	2	2	1	0	0	1.0638
0- Johnson K/ 2- Williams J/ 3- Donaldson T/ 10- Baker-Mazara C/ 44- Cardwell D/	1	15:05	1	13:28	01:37	5-1	4	1	0	0	1	2.1552
0- Johnson K/ 2- Williams J/ 3- Donaldson T/ 5- Moore C/ 44- Cardwell D/	1	13:28	1	12:51	00:37	0-2	-2	1	0	0	0	0.0000
0- Johnson K/ 3- Donaldson T/ 5- Moore C/ 10- Baker-Mazara C/ 44- Cardwell D/	1	12:51	1	11:44	01:07	0-0	0	0	0	0	0	0.0000
1- Holloway A/ 4- Broome J/ 10- Baker-Mazara C/ 12- Jones D/ 31- Johnson C/	1	11:44	1	09:44	02:00	4-4	0	2	0	1	1	1.0000
1- Holloway A/ 4- Broome J/ 5- Moore C/ 10- Baker-Mazara C/ 12- Jones D/	1	09:44	1	09:26	00:18	0-0	0	0	0	0	0	0.0000
1- Holloway A/ 4- Broome J/ 5- Moore C/ 12- Jones D/ 24- Berman L/	1	09:26	1	07:56	01:30	0-0	0	1	1	1	0	0.0000
1- Holloway A/ 2- Williams J/ 4- Broome J/ 12- Jones D/ 24- Berman L/	1	07:56	1	07:02	00:54	3-2	1	0	1	1	1	1.0417
1- Holloway A/ 12- Jones D/ 24- Berman L/ 31- Johnson C/ 44- Cardwell D/	1	07:02	1	06:17	00:45	0-0	0	1	0	0	0	0.0000
0- Johnson K/ 3- Donaldson T/ 5- Moore C/ 31- Johnson C/ 44- Cardwell D/	1	06:17	1	05:57	00:20	0-1	-1	0	0	0	0	0.0000
0- Johnson K/ 2- Williams J/ 3- Donaldson T/ 5- Moore C/ 44- Cardwell D/	1	05:57	1	05:01	00:56	0-2	-2	0	0	0	0	0.0000
2- Williams J/ 3- Donaldson T/ 5- Moore C/ 12- Jones D/ 44- Cardwell D/	1	05:01	1	04:52	00:09	0-1	-1	0	0	1	0	0.0000
3- Donaldson T/ 5- Moore C/ 10- Baker-Mazara C/ 12- Jones D/ 44- Cardwell D/	1	04:52	1	03:42	01:10	1-3	-2	0	0	0	0	1.1364
3- Donaldson T/ 4- Broome J/ 5- Moore C/ 10- Baker-Mazara C/ 12- Jones D/	1	03:42	1	02:11	01:31	3-0	3	2	0	0	1	1.0417
1- Holloway A/ 4- Broome J/ 5- Moore C/ 10- Baker-Mazara C/ 12- Jones D/	1	02:11	2	20:00	02:11	4-5	-1	2	0	0	0	1.0309
1- Holloway A/ 4- Broome J/ 5- Moore C/ 12- Jones D/ 31- Johnson C/	2	20:00	2	17:28	02:32	4-5	-1	3	0	0	0	1.2500
1- Holloway A/ 4- Broome J/ 10- Baker-Mazara C/ 12- Jones D/ 31- Johnson C/	2	17:28	2	15:51	01:37	1-0	1	3	1	1	0	0.4098
0- Johnson K/ 2- Williams J/ 3- Donaldson T/ 10- Baker-Mazara C/ 44- Cardwell D/	2	15:51	2	12:42	03:09	7-4	3	5	1	1	0	1.1667
0- Johnson K/ 2- Williams J/ 3- Donaldson T/ 5- Moore C/ 44- Cardwell D/	2	12:42	2	12:02	00:40	2-1	1	0	0	0	1	2.0000
2- Williams J/ 3- Donaldson T/ 5- Moore C/ 12- Jones D/ 44- Cardwell D/	2	12:02	2	11:20	00:42	3-1	2	0	0	0	0	1.7045
3- Donaldson T/ 4- Broome J/ 5- Moore C/ 12- Jones D/ 31- Johnson C/	2	11:20	2	09:24	01:56	2-6	-4	1	0	0	1	0.5814
1- Holloway A/ 4- Broome J/ 5- Moore C/ 12- Jones D/ 31- Johnson C/	2	09:24	2	09:16	00:08	0-0	0	0	0	0	0	0.0000
1- Holloway A/ 4- Broome J/ 10- Baker-Mazara C/ 12- Jones D/ 31- Johnson C/	2	09:16	2	07:16	02:00	6-0	6	5	0	0	1	2.0833
0- Johnson K/ 1- Holloway A/ 4- Broome J/ 10- Baker-Mazara C/ 31- Johnson C/	2	07:16	2	05:15	02:01	6-2	4	2	1	0	1	2.0000
1- Holloway A/ 3- Donaldson T/ 4- Broome J/ 10- Baker-Mazara C/ 31- Johnson C/	2	05:15	2	03:17	01:58	3-9	-6	2	1	1	0	0.7732
2- Williams J/ 3- Donaldson T/ 4- Broome J/ 5- Moore C/ 12- Jones D/	2	03:17	2	01:38	01:39	5-2	3	1	1	0	1	1.4535
3- Donaldson T/ 4- Broome J/ 5- Moore C/ 20- Sobera C/ 24- Berman L/	2	01:38	2	01:38	00:00	0-0	0	0	0	0	0	0.0000
4- Broome J/ 5- Moore C/ 20- Sobera C/ 21- Muschalek B/ 24- Berman L/	2	01:38	2	01:32	00:06	0-2	-2	0	0	1	0	0.0000
20- Sobera C/ 21- Muschalek B/ 23- Scott A/ 24- Berman L/ 55- Harper J/	2	01:32	2	00:00	01:32	2-1	1	1	0	0	0	1.1364



**Virginia Tech at Auburn**

11/29/23 Neville Arena, Auburn  
2023-24 Men's Basketball

**Game Time:** 8:15 PM  
**Game Duration:** 2:18  
**Attendance:** 9,121

**Officials:** Don Daily, Bart Lenox, Olandis Poole

**Virginia Tech**

Lineup	Time	Score	Score Diff	Pts/Min	Reb	Stl	Tov	Ass	PPP
0- Cattoor H/ 3- Pedulla S/ 11- Camden J/ 13- Young J/ 34- Poteat M/	04:07	8-10	-2	1.9433	4	1	3	1	0.9259
0- Cattoor H/ 3- Pedulla S/ 15- Kidd L/ 23- Nickel T/ 31- Beran R/	04:03	3-11	-8	0.7407	3	0	4	0	0.4360
0- Cattoor H/ 3- Pedulla S/ 11- Camden J/ 13- Young J/ 15- Kidd L/	03:09	7-6	1	2.2222	3	1	1	0	1.4344
0- Cattoor H/ 4- Long M/ 10- Rechsteiner B/ 23- Nickel T/ 34- Poteat M/	02:42	2-3	-1	0.7407	4	0	2	1	0.4000
0- Cattoor H/ 3- Pedulla S/ 4- Long M/ 13- Young J/ 15- Kidd L/	02:34	4-6	-2	1.5584	3	1	1	0	1.0309
3- Pedulla S/ 4- Long M/ 13- Young J/ 15- Kidd L/ 31- Beran R/	02:32	6-6	0	2.3684	3	0	1	1	1.2605
3- Pedulla S/ 4- Long M/ 13- Young J/ 15- Kidd L/ 23- Nickel T/	02:13	1-4	-3	0.4511	2	0	1	0	0.2907
0- Cattoor H/ 3- Pedulla S/ 4- Long M/ 23- Nickel T/ 34- Poteat M/	02:06	0-4	-4	0.0000	1	0	1	0	0.0000
0- Cattoor H/ 10- Rechsteiner B/ 11- Camden J/ 13- Young J/ 15- Kidd L/	02:02	8-3	5	3.9344	2	1	1	2	1.6807
4- Long M/ 10- Rechsteiner B/ 11- Camden J/ 13- Young J/ 15- Kidd L/	01:46	4-1	3	2.2642	2	0	1	1	1.3333
0- Cattoor H/ 3- Pedulla S/ 4- Long M/ 15- Kidd L/ 31- Beran R/	01:45	2-0	2	1.1429	3	0	1	0	0.8197
0- Cattoor H/ 4- Long M/ 10- Rechsteiner B/ 15- Kidd L/ 23- Nickel T/	01:44	3-2	1	1.7308	5	0	0	1	1.5000
0- Cattoor H/ 3- Pedulla S/ 13- Young J/ 15- Kidd L/ 23- Nickel T/	01:44	0-4	-4	0.0000	0	0	0	0	0.0000
0- Cattoor H/ 3- Pedulla S/ 11- Camden J/ 15- Kidd L/ 23- Nickel T/	01:37	0-1	-1	0.0000	1	1	1	0	0.0000
5- Wessler P/ 10- Rechsteiner B/ 11- Camden J/ 13- Young J/ 23- Nickel T/	01:32	1-2	-1	0.6522	5	0	0	0	0.6944
0- Cattoor H/ 3- Pedulla S/ 13- Young J/ 15- Kidd L/ 31- Beran R/	01:31	2-0	2	1.3187	2	0	1	0	0.6944
0- Cattoor H/ 4- Long M/ 10- Rechsteiner B/ 13- Young J/ 15- Kidd L/	00:56	3-4	-1	3.2143	0	0	1	0	1.2931
0- Cattoor H/ 10- Rechsteiner B/ 15- Kidd L/ 23- Nickel T/ 31- Beran R/	00:48	2-2	0	2.5000	0	0	0	0	2.0000
0- Cattoor H/ 10- Rechsteiner B/ 11- Camden J/ 15- Kidd L/ 23- Nickel T/	00:48	0-3	-3	0.0000	0	0	1	0	0.0000
0- Cattoor H/ 3- Pedulla S/ 13- Young J/ 31- Beran R/ 34- Poteat M/	00:09	0-1	-1	0.0000	0	0	0	0	0.0000
0- Cattoor H/ 3- Pedulla S/ 13- Young J/ 23- Nickel T/ 34- Poteat M/	00:07	0-1	-1	0.0000	1	0	0	0	0.0000
0- Cattoor H/ 3- Pedulla S/ 4- Long M/ 15- Kidd L/ 23- Nickel T/	00:05	1-0	1	12.0000	0	0	0	0	2.2727
3- Pedulla S/ 4- Long M/ 13- Young J/ 23- Nickel T/ 34- Poteat M/	00:00	0-0	0	NaN	0	0	0	0	0.0000



**Virginia Tech at Auburn**

11/29/23 Neville Arena, Auburn  
2023-24 Men's Basketball

**Game Time:** 8:15 PM  
**Game Duration:** 2:18  
**Attendance:** 9,121

**Officials:** Don Daily, Bart Lenox, Olandis Poole

**Auburn**

Lineup	Time	Score	Score Diff	Pts/Min	Reb	Stl	Tov	Ass	PPP
1- Holloway A/ 4- Broome J/ 10- Baker-Mazara C/ 12- Jones D/ 31- Johnson C/	06:22	13-4	9	2.0419	12	1	2	2	1.1484
0- Johnson K/ 2- Williams J/ 3- Donaldson T/ 10- Baker-Mazara C/ 44- Cardwell D/	04:46	12-5	7	2.5175	6	1	1	1	1.4423
0- Johnson K/ 1- Holloway A/ 4- Broome J/ 10- Baker-Mazara C/ 31- Johnson C/	03:01	9-4	5	2.9834	2	1	0	2	1.8000
1- Holloway A/ 4- Broome J/ 5- Moore C/ 12- Jones D/ 31- Johnson C/	02:40	4-5	-1	1.5000	3	0	0	0	1.0989
1- Holloway A/ 4- Broome J/ 5- Moore C/ 10- Baker-Mazara C/ 12- Jones D/	02:29	4-5	-1	1.6107	2	0	0	0	0.9259
1- Holloway A/ 2- Williams J/ 4- Broome J/ 5- Moore C/ 12- Jones D/	02:18	6-1	5	2.6087	3	3	0	2	1.5000
0- Johnson K/ 2- Williams J/ 3- Donaldson T/ 5- Moore C/ 44- Cardwell D/	02:13	2-5	-3	0.9023	1	0	0	1	0.8197
1- Holloway A/ 3- Donaldson T/ 4- Broome J/ 10- Baker-Mazara C/ 31- Johnson C/	01:58	3-9	-6	1.5254	2	1	1	0	0.7732
3- Donaldson T/ 4- Broome J/ 5- Moore C/ 12- Jones D/ 31- Johnson C/	01:56	2-6	-4	1.0345	1	0	0	1	0.5814
2- Williams J/ 3- Donaldson T/ 4- Broome J/ 5- Moore C/ 12- Jones D/	01:39	5-2	3	3.0303	1	1	0	1	1.4535
20- Sobera C/ 21- Muschalek B/ 23- Scott A/ 24- Berman L/ 55- Harper J/	01:32	2-1	1	1.3043	1	0	0	0	1.1364
3- Donaldson T/ 4- Broome J/ 5- Moore C/ 10- Baker-Mazara C/ 12- Jones D/	01:31	3-0	3	1.9780	2	0	0	1	1.0417
1- Holloway A/ 4- Broome J/ 5- Moore C/ 12- Jones D/ 24- Berman L/	01:30	0-0	0	0.0000	1	1	1	0	0.0000
3- Donaldson T/ 5- Moore C/ 10- Baker-Mazara C/ 12- Jones D/ 44- Cardwell D/	01:10	1-3	-2	0.8571	0	0	0	0	1.1364
0- Johnson K/ 3- Donaldson T/ 5- Moore C/ 10- Baker-Mazara C/ 44- Cardwell D/	01:07	0-0	0	0.0000	0	0	0	0	0.0000
1- Holloway A/ 2- Williams J/ 4- Broome J/ 12- Jones D/ 24- Berman L/	00:54	3-2	1	3.3333	0	1	1	1	1.0417
0- Johnson K/ 3- Donaldson T/ 10- Baker-Mazara C/ 31- Johnson C/ 44- Cardwell D/	00:52	2-0	2	2.3077	2	1	0	0	1.0638
2- Williams J/ 3- Donaldson T/ 5- Moore C/ 12- Jones D/ 44- Cardwell D/	00:51	3-2	1	3.5294	0	0	1	0	1.0870
1- Holloway A/ 12- Jones D/ 24- Berman L/ 31- Johnson C/ 44- Cardwell D/	00:45	0-0	0	0.0000	1	0	0	0	0.0000
0- Johnson K/ 3- Donaldson T/ 5- Moore C/ 31- Johnson C/ 44- Cardwell D/	00:20	0-1	-1	0.0000	0	0	0	0	0.0000
4- Broome J/ 5- Moore C/ 20- Sobera C/ 21- Muschalek B/ 24- Berman L/	00:06	0-2	-2	0.0000	0	0	1	0	0.0000
3- Donaldson T/ 4- Broome J/ 5- Moore C/ 20- Sobera C/ 24- Berman L/	00:00	0-0	0	NaN	0	0	0	0	0.0000