



# 2021 AUBURN BASEBALL

AUBURN ATHLETICS COMMUNICATIONS: 392 SOUTH DONAHUE DRIVE || AUBURN, AL 36849 || AUBURNTIGERS.COM || @AUBURN\_BASEBALL

## 2021 SCHEDULE

Day	Date	Opponent	Time/Result
FRI	FEB. 19	PRESBYTERIAN	W, 14-3
SAT	FEB. 20	PRESBYTERIAN	W, 6-1
SUN	FEB. 21	PRESBYTERIAN	W, 2-1 (10)
TUE	FEB. 23	ALABAMA A&M	W, 18-2 (7)
WED	FEB. 24	ALABAMA A&M	W, 33-0
Fri	Feb. 26	vs. #25 Oklahoma	L, 3-4 (10)
Sat	Feb. 27	vs. Baylor	L, 6-12
Sun	Feb. 28	vs. Texas A&M	W, 6-1
TUE	MAR. 2	JACKSONVILLE STATE	PPD
FRI	MAR. 5	#18 BOSTON COLLEGE	L, 2-8
SAT	MAR. 6	#18 BOSTON COLLEGE	W, 16-1
SUN	MAR. 7	#18 BOSTON COLLEGE	L, 9-11 (10)
Tue	Mar. 9	at UAB	6 pm
FRI	MAR. 12	LITTLE ROCK	4 PM
SAT	MAR. 13	LITTLE ROCK	2 PM
SUN	MAR. 14	LITTLE ROCK	1 PM
TUE	MAR. 16	LIPSCOMB	4 PM
Fri	Mar. 19	at Ole Miss*	6:30 pm
Sat	Mar. 20	at Ole Miss*	1:30 pm
Sun	Mar. 21	at Ole Miss*	1:30 pm
Tue	Mar. 23	vs. South Alabama	6 pm
FRI	MAR. 26	KENTUCKY*	6 PM
SAT	MAR. 27	KENTUCKY*	6 PM
SUN	MAR. 28	KENTUCKY*	1 PM
Thu	Apr. 1	at Arkansas*	6:30 pm
Fri	Apr. 2	at Arkansas*	6:30 pm
Sat	Apr. 3	at Arkansas*	2 pm
TUE	APR. 6	KENNESAW STATE	6 PM
FRI	APR. 9	MISSISSIPPI STATE*	6 PM
SAT	APR. 10	MISSISSIPPI STATE*	2 PM
SUN	APR. 11	MISSISSIPPI STATE*	2 PM
Tue	Apr. 13	at Georgia Tech	5 pm
Thu	Apr. 15	at Alabama*	6 pm
Fri	Apr. 16	at Alabama*	6 pm
Sat	Apr. 17	at Alabama*	1 pm
TUE	APR. 20	SAMFORD	6 PM
WED	APR. 21	JACKSONVILLE STATE	6 PM
FRI	APR. 23	FLORIDA*	6 PM
SAT	APR. 24	FLORIDA*	11 PM
SUN	APR. 25	FLORIDA*	1 PM
Thu	Apr. 29	at Georgia*	6 pm
Fri	Apr. 30	at Georgia*	6 pm
Sat	May 1	at Georgia*	11 am
TUE	MAY 4	UAB	6 PM
THU	MAY 6	LSU*	6:30 PM
FRI	MAY 7	LSU*	7 PM
SAT	MAY 8	LSU*	2 PM
Tue	May 11	at Samford	6 pm
FRI	MAY 14	TEXAS A&M*	6 PM
SAT	MAY 15	TEXAS A&M*	2 PM
SUN	MAY 16	TEXAS A&M*	1 PM
TUE	MAY 18	NORTH ALABAMA	6 PM
Thu	May 20	at Missouri*	TBA
Fri	May 21	at Missouri*	TBA
Sat	May 22	at Missouri*	TBA

### POSTSEASON

May 25-30	SEC Tournament	TBA
June 4-7	NCAA Regionals	TBA
June 11-14	NCAA Super Regionals	TBA
June 19-30	NCAA College World Series	TBA

Home games in **BOLD CAPS**

All home games at Plainsman Park | All times central



## GAME 12

BIRMINGHAM, ALA. (Regions Field)



### AUBURN TIGERS (7-4, 0-0 SEC)

Head Coach: Butch Thompson (Birmingham-Southern, 1992)

Career Record: 200-140 (7th season) | Record at Auburn: 161-119 (6th season)

at



### UAB BLAZERS (6-4, 0-0 C-USA)

Head Coach: Perry Roth (Greenville, 1997)

Career Record: 6-4 (1st season) | Record at UAB: 6-4 (1st season)

### » QUICK HITTERS

- Auburn enters the fourth week of the season ranked second in the NCAA in runs (115) and fourth in hits (137). The Tigers are also top 10 in batting average (.338) and slugging percentage (.553).
- In 29 games since the start of last season, the team has recorded the most hits (347) and has scored the second most runs (273) in Division I.
- The Tigers have hit 17 home runs through 11 games and are one of three teams to have seven players with multiple home runs this season - joined by LSU and Old Dominion.
- Freshman Joseph Gonzalez is set to make his first collegiate start Tuesday, becoming the Tigers fourth pitcher to make his first career start this season.
- Freshman Cam Hill leads the Tigers with a .474 average. Hill has multiple hits in three of his four starts and three or more RBI in four of his six games played this season.
- Including a season at Jefferson State Community College, head coach Butch Thompson recorded his 200th career win Saturday against Boston College.
- Auburn holds a 50-11 advantage in the in-state series against UAB that dates back to 1979.
- The Tigers have won 18 of the 25 matchups in Birmingham, including 17 of the last 20.

## PITCHING MATCHUP

AUBURN

UAB

TUE | FR RHP **Joseph Gonzalez** (0-0, 2.70) vs. SR LHP **Austin Bohannon** (0-0, 1.59)

## GAME INFO

**Date:** Tuesday, Mar. 9, 2021  
**Game Time:** 6 pm CT  
**Site:** Birmingham, Ala./ Regions Field  
**TV:** C-USA TV  
**Radio:** 95.9/93.9 FM | AuburnTigers.com | Tuneln  
**Talent:** Andy Burcham, Brad Law  
**Live Stats:** StatBroadcast.com  
**Twitter Updates:** @AuburnBaseball  
**Postgame Recap:** AuburnTigers.com  
**Series History:** Auburn leads, 50-11  
**Auburn:** Auburn leads, 31-3  
**Birmingham:** Auburn leads, 18-7  
**Neutral:** Series tied, 1-1  
**Last Meeting:** Auburn 4, UAB 6 (5/7/2019)  
**Streak:** L1

## AUBURN

7-4, 0-0 SEC

### Team Leaders

Batting Average: FR IF/LHP **Cam Hill** (.474)  
Runs: SO IF **Bryson Ware** (16)  
2B: Two tie (4)  
HR: JR IF **Tyler Miller** (3)  
RBI: JR IF **Tyler Miller** (17)  
Stolen Bases: JR OF **Kason Howell** (4-5)

## UAB

6-4, 0-0 C-USA

### Team Leaders

Batting Average: GR UTL **Thomas Johnston** (.409)  
Runs: SO OF **Jess Davis** (12)  
2B: JR OF **Caleb Floyd** (5)  
HR: JR OF **Caleb Floyd** (2)  
RBI: SO IF **John Marc Mullins** (9)  
Stolen Bases: SO OF **Jess Davis** (8-9)

## POTENTIAL STARTING LINEUP

Pos.	#	Player	AVG	AB	R	H	2B	3B	HR	RBI	SB-SBA	BB
C	41	Steven Williams	.297	37	9	11	4	0	2	12	0-0	10
1B	10	Tyler Miller	.462	39	13	18	1	1	3	17	2-2	3
2B	19	Brody Moore	.342	38	11	13	2	0	0	12	0-2	5
3B	4	Rankin Woley	.270	37	9	10	4	0	2	6	0-0	4
SS	9	Ryan Bliss	.351	37	7	13	2	0	2	6	3-3	3
LF	2	Josh Hall	.435	23	7	10	1	2	0	6	3-4	1
CF	5	Kason Howell	.270	37	5	10	1	0	0	8	4-5	9
RF	8	Bryson Ware	.333	45	16	15	3	1	2	13	2-3	7
DH	16	Cam Hill	.474	19	5	9	1	1	2	13	0-0	4

## AUBURN'S RECORD WHEN...

	2021	Under Thompson
Overall	7-4	161-119
SEC	0-0	53-66
Non-Conference	7-4	96-43
Postseason	0-0	15-13
Home	6-2	112-51
Away	0-0	33-51
Neutral	1-2	14-15
Current streak	L1	L1
Last 5 games	2-3	2-3
Last 10 games	6-4	6-4

### Situational:

AU scores first	6-1	107-39
Opp. scores first	1-3	54-80
AU scores 4+ runs	6-2	147-46
AU scores 3 runs or less	1-2	14-73
AU leads after 7 innings	5-2	131-12
8 innings	5-2	150-11
AU trails after 7 innings	0-2	11-90
8 innings	0-2	4-95
Game tied after 7 innings	1-0	16-14
8 innings	1-0	3-9
Extra Innings	1-2	7-12
1-run games	1-1	30-30
2-run games	0-1	17-9
3-run games	0-0	18-16
Games decided by 5+ runs	6-2	81-37
vs. LH Starter	2-2	50-36
vs. RH Starter	5-2	111-83
More hits than opponent	7-1	121-21
Fewer hits than opponent	0-3	25-90
Hits are tied	0-0	13-9
AU has 10+ hits	6-2	101-43
Opp. has 10+ hits	0-3	38-73
Hit a home run	5-3	103-40
Opp. hits a home run	2-3	63-72
AU quality start	1-0	55-18
Opp. quality start	1-0	20-47
AU commits no errors	3-0	70-29
Opp. commits no error	1-2	40-60

### By Day:

Sunday	2-1	26-22
Monday	0-0	1-2
Tuesday	1-0	32-15
Wednesday	1-0	13-5
Thursday	0-0	5-11
Friday	1-2	39-26
Saturday	2-1	42-36
Day Games (first pitch before 6 p.m.)	7-4	99-64
Night Games (first pitch after 6 p.m.)	0-0	62-55
Doubleheaders	0-0	20-10

### By Month:

February	6-2	41-12
March	1-2	57-28
April	0-0	31-36
May	0-0	21-35
June	0-0	10-7

### By Jersey:

White	1-2	49-27
Blue	2-1	27-22
Orange	2-0	36-23
Gray	0-0	16-30
Pinstripes	2-1	23-15
Cream Throwback	0-0	8-2

## UNIVERSITY INFORMATION

<b>Location</b>	Auburn, Ala.
<b>Enrollment</b>	30, 440
<b>Founded</b>	October 1, 1856
<b>Nickname</b>	Tigers
<b>Colors</b>	Burnt Orange and Navy Blue
<b>President</b>	Dr. Jay Gogue
<b>Athletics Director</b>	Allen Greene
<b>Conference</b>	Southeastern (SEC West)
<b>Stadium / Capacity</b>	Samford Stadium-Hitchcock Field at Plainsman Park / 4,096
<b>Ticket Office Phone</b>	855-282-2010

## BASEBALL COACHING / SUPPORT STAFF

<b>Head Coach</b>	Butch Thompson (Birmingham-Southern, 1992)
<b>Record at Auburn / Seasons</b>	161-119 (.575) / 6th
<b>Career Coaching Record / Seasons</b>	200-140 (.588) / 7th
<b>Assistant Coach</b>	Karl Nonemaker (Vanderbilt, 2002)
<b>Assistant Coach</b>	Gabe Gross (Auburn, 2012)
<b>Volunteer Assistant</b>	Tim Hudson (Auburn)
<b>Student Assistant</b>	Dan Gamache (Auburn)
<b>Director of Operations</b>	Greg Drye (Southern Miss, 1998)
<b>Special Asst. to Head Coach</b>	Randall Dickey (Ouachita Baptist, 1983)
<b>Player Development &amp; Data Analyst</b>	Blake Logan (Auburn, 2017)
<b>Athletic Trainer</b>	Anthony Sandersen (South Dakota State, 2004)
<b>Strength &amp; Conditioning</b>	Chris Joyner (Minnesota State - Mankato, 2001)

## PROGRAM HISTORY

<b>Modern Era Program Record (since 1949)</b>	1,970-1,352-4 (.593)
<b>College World Series Appearances / Last</b>	5 / 2019
<b>College World Series Record</b>	3-10 (.231)
<b>NCAA Regional Appearances/ Last</b>	22 / 2019
<b>NCAA Regional Record</b>	51-45 (.531)
<b>NCAA Super Regional Appearances / Last</b>	3 / 2019
<b>NCAA Super Regional Record</b>	3-5 (.375)
<b>Last Postseason Opponent</b>	Louisville / 2019 College World Series
<b>Result</b>	Lost, 5-3

## POSTSEASON HISTORY

**College World Series Appearances: 5** (1967, 1976, 1994, 1997, 2019)

**Super Regional Appearances: 3** (1999, 2018, 2019)

**NCAA Regional Appearances: 22** (1963, 1967, 1976, 1978, 1987, 1989, 1993-95, 1997-2003, 2005, 2010, 2015, 2017, 2018, 2019)

**NCAA Regional Titles: 7** (1967, 1976, 1994, 1997, 1999, 2018, 2019)

## MEDIA RELATIONS

**Baseball Contact:** George Nunnelley, Asst. Director - Athletics Comm.  
**Cell:** 502-609-9982  
**Email:** gnunnelley@auburn.edu  
**Twitter:** @gnunnelley  
**Associate AD:** Kirk Sampson

## 2021 AUBURN BASEBALL ROSTER

No.	Name	Pos.	Cl.	B/T	Ht.	Wt.	Exp.	Hometown (Previous School)
1	Judd Ward	OF	Sr.	L/R	6-1	195	3L	Russellville, Ala. (Russellville)
2	Josh Hall	OF	R-So	L/R	5-9	185	TR	Homewood, Ala. (Ole Miss)
3	Brayton Brown	OF	So.	R/R	5-9	190	1L	Selma, Ala. (Morgan Academy)
4	Rankin Woley	IF	Gr.	R/R	6-0	210	2L	Atlanta, Ga. (Chattahoochee Valley)
5	Kason Howell	OF	Jr.	R/R	6-0	185	2L	Argyle, Texas (Liberty Christian)
6	Bobby Peirce	OF	R-So.	R/R	6-2	195	JC	Scottsdale, Ariz. (South Mountain)
7	Cole Foster	IF	Fr.	S/R	6-1	190	HS	Plano, Texas (Plano Senior)
8	Bryson Ware	IF	So.	R/R	6-2	195	JC	Madison, Miss. (Pearl River)
9	Ryan Bliss	IF	Jr.	R/R	5-9	165	2L	LaGrange, Ga. (Troup)
10	Tyler Miller	IF/OF	Jr.	L/R	6-2	193	1L	Spanish Fort, Ala. (East Mississippi)
11	Kade Snell	LHP	Fr.	L/L	6-1	225	HS	Dothan, Ala. (Wicksburg)
12	Carter Frederick	RHP/OF	Fr.	R/R	6-4	225	HS	Chelsea, Ala. (Chelsea)
13	Ben Schorr	C	Fr.	R/R	6-1	205	HS	Columbus, Ga. (Columbus)
14	Brooks Fuller	LHP	Jr.	L/L	6-2	215	2L	Auburn Ala. (Auburn)
16	Cam Hill	LHP/IF	Fr.	L/L	6-3	210	HS	Madison, Ala. (Bob Jones)
17	Ryan Dyal	C	R-Fr.	L/R	6-0	190	HS	Senoia, Ga. (East Coweta)
18	Mason Barnett	RHP	So.	R/R	6-1	205	1L	Cartersville, Ga. (Cartersville)
19	Brody Moore	IF/UTL	Jr.	R/R	6-0	185	2L	Oneonta, Ala. (Oneonta)
20	Cody Greenhill	RHP	Sr.	R/R	6-4	216	3L	Russellville, Ala. (Russellville)
21	Trace Bright	RHP	So.	R/R	6-4	185	1L	Montgomery, Ala. (Trinity Presbyterian)
22	Garrett Wade	LHP	Jr.	L/L	6-2	205	2L	Hartselle, Ala. (Hartselle)
23	Peyton Glavine	LHP	R-Jr.	R/L	5-11	176	2L	Alpharetta, Ga. (Blessed Trinity)
24	Peyton Sybrandt	C	Fr.	L/R	6-3	210	HS	Baton Rouge, La. (Episcopal School)
25	Johnny Ceccoli	IF/OF	So.	L/R	6-2	210	1L	Tyler, Texas (All Saints Episcopal)
26	Hayden Mullins	LHP	So.	L/L	6-0	185	1L	Gallatin, Tenn. (Hendersonville)
27	Seb Thomas	RHP	So.	R/R	6-5	250	1L	Brookhaven, Ga. (Marist)
28	Nate LaRue	C	So.	R/R	6-3	210	1L	Mobile, Ala. (McGill-Toolen)
29	Carson Skipper	LHP	Jr.	L/L	6-3	210	2L	Trussville, Ala. (Hewitt-Trussville)
32	Carson Swilling	RHP	Fr.	R/R	6-1	185	HS	Smiths Station, Ala. (Smiths Station)
33	Will Morrison	RHP	R-So.	R/R	6-2	190	1L	Cullman, Ala. (Cullman)
34	John Samuel Shenker	IF	R-Jr.	R/R	6-3	250	1L	Albany, Ga. (Colquitt County)
36	Jack Sokol	RHP	Fr.	R/R	6-4	192	HS	New Albany, Ohio (New Albany)
40	Blake Burkhalter	RHP	So.	R/R	6-0	185	1L	Dothan, Ala. (Northview)
41	Steven Williams	OF	Sr.	L/R	6-3	216	3L	Albany, Ga. (Deerfield-Windsor)
43	Richard Fitts	RHP	Jr.	R/R	6-3	215	2L	Helena, Ala. (Helena)
44	Jack Owen	LHP	Sr.	L/L	6-2	204	3L	Aliso Viejo, Calif. (JSerra)
45	Joseph Gonzalez	RHP	Fr.	R/R	6-4	215	HS	Humacao, P.R. (Leadership Christian Academy)
47	Garrett Farquhar	IF	Sr.	R/R	5-11	185	1L	Hoover, Ala. (Shelton State)

### COACHES & STAFF

30	Butch Thompson	Head Coach	Sixth Year
35	Karl Nonemaker	Assistant Coach	Fourth Year
39	Gabe Gross	Assistant Coach	Fourth Year
15	Tim Hudson	Volunteer Assistant Coach	Second Year
	Dan Gamache	Student Assistant Coach	Second Year
	Greg Drye	Director of Operations	Sixth Year
	Anthony Sandersen	Athletic Trainer	Fourth Year
	Blake Logan	Player Development & Data Analyst	Second Year
	Chris Joyner	Strength & Conditioning	Third Year

### PRONUNCIATION GUIDE

Johnny CECCOLI ..... Suh-CO-lee  
 Ryan DYAL.....DIAL  
 Garrett FARQUHAR ..... FAR-kwar  
 KASON Howell..... KAY-son  
 Ben SCHORR..... SHORE  
 John Samuel SHENKER ..... SHANK-er  
 Jack SOKOL .....SOAK-ull  
 Peyton SYBRANDT ..... SIGH-brandt  
 Rankin WOLEY ..... WOE-lee

**30 BUTCH THOMPSON HEAD COACH**

**THE AUBURN SKIPPER**

- Eight College World Series appearances / 17 postseason appearances
- 2013 National Runner-up (Mississippi State)
- 2001 National Champion (Birmingham-Southern)
- 2014 Baseball America/ABCA National Assistant Coach of the Year
- 2006 FCA Coach of the Year
- Coached 16 pitchers who went on to pitch in the Major Leagues
- Recruited and coached 32 pitchers who were drafted out of college that weren't drafted out of high school

**Butch Thompson enters his sixth season at the helm of the program in 2020, posting a record of 154-115 in his first five seasons. He led the program to the first College World Series appearance in 22 years in 2019 and has taken the Tigers to three straight regionals for the first time since 2001-03.**

Butch Thompson was named Auburn's head baseball coach on October 22, 2015 and enters his sixth season with the Tigers in 2021.

Thompson, who spent three seasons as an assistant coach and recruiting coordinator at Auburn from 2006-08, returned to The Plains after seven seasons at Mississippi State as both associate head coach and pitching coach.

A native of Amory, Miss., Thompson has coached 30 Division I All-Americans and 39 all-conference performers. He has seen 16 of his former pitchers make their Major League Baseball debuts, including 10 since 2014. Thompson has also turned 32 pitchers who went undrafted out of high school into MLB draft picks.

Thompson had three pitchers drafted in the first 11 rounds in 2014 and five pitchers drafted, including three in the top 10 rounds, in 2013. He added a first-round selection in the 2016 draft, a third-round pick in Keegan Thompson in 2017 and the first No. 1 overall pick in program history in Casey Mize in 2018. With Tanner Burns also going as a supplemental first round pick in 2020, Auburn became one of four programs with a pair of pitchers drafted in the first round in the last three years.

Along with his pitching pedigree, Thompson is also considered one of the top recruiters in the country. Since 2003, he has secured 13 recruiting classes that were ranked in the top 10 by either Baseball America or Perfect Game, including the No. 5 signing class in 2017 and a program record No. 4 class in 2018. His classes signed from 2006-08 at Auburn each ranked in the top 18 nationally, including the No. 5 class in 2008, which included All-American and SEC Player of the Year Hunter Morris.

In 28 years of coaching at the collegiate level, including 19 in the Southeastern Conference, Thompson has coached eight College World Series participants, including leading the Tigers to the program's first trip to the College World Series in 22 years in 2019. Thompson has also coached one national champion and a national runner-up, won nine conference championships and made 17 postseason appearances. He has also served as an assistant under three National Coach of the Year recipients.

Thompson was named the 2006 Fellowship of Christian Athletes SEC Coach of the Year while at Auburn and the 2014 Baseball America and American Baseball Coaches Association (ABCA) National Assistant Coach of the Year while at Mississippi State.

Thompson has returned the Tigers to prominence in five seasons on The Plains as he has guided the team to a 154-115 overall record and three straight NCAA Tournament appearances for the first time since 2001-03, including back-to-back super regionals for the first time in program history. After advancing to the College World Series in 2019 and a winner-take-all game three in the Gainesville Super Regional in 2018, the Tigers have finished each of the last two full seasons ranked as high as No. 8 and No. 9, respectively. It marked the third time in program history the team has finished back-to-back seasons in the top 10.

Entering the 2019 postseason as the No. 2 seed in the Atlanta Regional, Auburn became the only program to sweep a regional on the road in each of the last two seasons before also becoming the first team to defeat North Carolina in a Chapel Hill Super Regional in 2019, punching its ticket to Omaha for the first time since 1997.

In seven seasons at MSU, Thompson made four NCAA regional trips, two Super Regionals, won the SEC Tournament and advanced to the College World Series finishing as NCAA runner-up in 2013. In three of his last four seasons in Starkville, the Bulldogs' staff ERA finished no higher than 3.06. Thompson's 2013 pitching staff was one of two nationally to finish in the top 15 in ERA, strikeouts per nine



innings and hits allowed per nine innings.

In addition to his experience at Auburn and Mississippi State, Thompson also spent four seasons at Georgia from 2002-05, including a trip to the College World Series in 2004. While there, he guided the development of future Major Leaguers Josh Fields, Mitchell Boggs and Brooks Brown.

Thompson launched his coaching career as pitching coach and top assistant at Huntingdon College (Ala.) in 1993, before returning to his alma mater in Birmingham, where he helped lead the Panthers to back-to-back Southern States Conference Championships and in 1995 coached BSC to its first NAIA World Series berth.

Thompson left BSC briefly to serve as head coach at Jefferson State Community College in Birmingham in 1997. While at JSCC, he was honored as the Regional Tournament Coach of the Year, the ABCA Alabama Junior College Coach of the Year and the Southeast Region Coach of the Year after guiding JSCC to a 39-21 mark, the AJCAA Region 22 State Championship and a third-place finish in the NJCAA Division II World Series.

He returned to Birmingham-Southern as top assistant the following season, beginning a four-year run during the most successful span in BSC baseball history. The Panthers won 196 games and four TranSouth Conference Championships and made three-consecutive appearances in the NAIA World Series. BSC's 2001 team posted a school-best 55-11 mark and captured the NAIA National Championship.

In 2002, Thompson joined the SEC baseball coaching fraternity as a pitching coach and recruiting coordinator at Georgia and has been a part of the league for the past 17 seasons.

Thompson currently serves as the large-school representative for the Alabama Baseball Coaches Association and is an All-American committee member representing the South region for the ABCA.

Thompson prepped at Amory (Miss.) High School and later starred as a pitcher at Itawamba (Miss.) Community College from 1989-90. On Oct. 25, 2014, Thompson was inducted into the ICC Athletic Hall of Fame.

He earned a Bachelor's Degree in History at BSC in 1992 and completed a Master's Degree in Sports Administration at UAB in 1996. He is married to the former Robin Ashe of Birmingham, Ala., and they are the parents of three daughters --- Anna, Olivia and Madelyn Gail.

**NATIONAL POLLS**

**NEWS & NOTES**

**BASEBALL AMERICA**

Mar. 8

1. Arkansas\*
2. Mississippi State\*
3. Vanderbilt
4. Ole Miss\*
5. Miami
6. Florida\*
7. Georgia Tech\*
8. UCLA
9. TCU
10. South Carolina
11. Texas Tech
12. Virginia Tech
13. Boston College\*
14. East Carolina
15. Louisville
16. Arizona
17. Oregon State
18. North Carolina
19. Oklahoma State
20. Texas
21. Virginia
22. Michigan
23. Tennessee
24. Alabama\*
25. Florida Atlantic

**D1 BASEBALL**

Mar. 8

1. Arkansas\*
2. Vanderbilt
3. Mississippi State\*
4. Ole Miss\*
5. Florida\*
6. UCLA
7. Georgia Tech\*
8. Miami
9. Texas Tech
10. Louisville
11. TCU
12. South Carolina
13. Oklahoma State
14. East Carolina
15. Tennessee
16. Oregon State
17. Boston College\*
18. Virginia Tech
19. Texas
20. Florida Atlantic
21. LSU\*
22. UC Santa Barbara
23. West Virginia
24. Arizona
25. Notre Dame

**USA TODAY**

Mar. 8

1. Arkansas\*
2. Vanderbilt
3. Ole Miss\*
4. Mississippi State\*
5. Florida\*
6. UCLA
7. Texas Tech
8. South Carolina
9. Oklahoma State
10. Georgia Tech\*
11. TCU
12. Louisville
13. Miami
14. Tennessee
15. East Carolina
16. Oregon State
17. Arizona
18. Boston College\*
19. Virginia Tech
20. LSU\*
21. Texas
22. Florida Atlantic
23. Alabama\*
24. UC Santa Barbara
25. Notre Dame

**NCBWA**

Mar. 1

1. Arkansas\*
2. Vanderbilt
3. Louisville
4. Florida\*
5. Mississippi State\*
6. Miami
7. Ole Miss\*
8. UC Santa Barbara
9. UCLA
10. LSU\*
11. Georgia Tech\*
12. TCU
13. South Carolina
14. Oklahoma State
15. Texas Tech
16. East Carolina
17. Virginia
18. Tennessee
19. Texas
20. Georgia\*
21. Oregon State
22. Arizona
23. Alabama
24. North Carolina
25. N.C. State

**PERFECT GAME**

Mar. 8

1. Arkansas\*
2. Florida\*
3. Ole Miss\*
4. Vanderbilt
5. Mississippi State\*
6. Miami
7. Texas Tech
8. Georgia Tech\*
9. Louisville
10. East Carolina
11. UCLA
12. South Carolina
13. Arizona
14. Indiana
15. Arizona State
16. TCU
17. Boston College\*
18. LSU\*
19. Michigan
20. Florida Atlantic
21. Oregon State
22. Oklahoma State
23. Ohio State
24. Virginia
25. Virginia Tech

**COLLEGIATE BASEBALL**

Mar. 8

1. Arkansas\*
2. Vanderbilt
3. Florida
4. Ole Miss\*
5. South Carolina
6. Texas Tech
7. Georgia\*
8. Mississippi State\*
9. East Carolina
10. UCLA
11. Oklahoma State
12. Georgia Tech\*
13. Arizona
14. Louisville
15. LSU\*
16. Miami
17. Oregon State
18. Arizona State
19. Michigan
20. TCU
21. Oregon
22. Virginia Tech
23. North Carolina
24. Alabama\*
25. Southern Illinois

**AUBURN IN THE POLLS**

**BA D1 CB NC PG USA**

Pre. NR 23 NR 25 17 NR  
 2/22 NR 21 NR 22 17 --  
 3/1 NR NR NR NR 22 25  
 3/8 NR NR NR NR NR NR

**RECORD-SETTING PERFORMANCE**

- Auburn set the program record with 33 runs in a win against Alabama AGM on Feb. 24, eclipsing the previous mark of 32 runs against Troy on Mar. 2, 1994.
- The Tigers also tied the program record with 27 hits in the contest, matching the previous record set in the same game against the Trojans.
- The team scored 14 runs in the fourth inning, coming up two runs shy of the program record.
- Twelve players recorded a hit in the game and 10 had two or more, including all nine in the starting lineup.
- Nine players drove in two or more runs, including four players with four or more RBI, led by Brody Moore's seven.
- The Tigers totaled 11 doubles in the game and three players had a pair of two-baggers. It marked the first time since 2010 the team hit 10 or more doubles in a game.
- Bryson Ware set the single-game program record by scoring six runs in the contest.

**PROLIFIC OFFENSE**

- Auburn finished the shortened 2020 season as the national leader in batting average (.330) and also ranked in the top 10 in the country in hits (210), doubles (51), runs (158) and on-base percentage (.421).
- Through 11 games, the Tigers have scored 115 runs on 137 hits and are hitting .338 with a .438 on-base percentage.
- Auburn has more hits (347) than any other D1 team and the second most and runs (273) since the start of last season.

**WEALTH OF EXPERIENCE**

- The Tigers return 12 position players, including seven players who started 10 or more games, and 10 pitchers from last year's team.
- The returning position players accounted for 76 percent of the runs, 77 percent of the RBI and 79 percent of the Tigers' hits in 2020.
- Despite losing two weekend starters in Tanner Burns and Bailey Horn, the returning pitchers accounted for 62 percent of the strikeouts, 66 percent of the innings pitched and 71 percent of the team's appearances in 2020.

**DEPTH FOR DAYS**

- Seventeen Auburn players have earned at least one start through eight games this season.
- Fourteen pitchers have made an appearance this season, including 13 who have made two or more.

**ON THE ROAD AGAIN**

- Auburn's trip to Round Rock, Texas, for the Round Rock Classic from Feb. 26-28 marked the team's first road trip since the program's appearances in the 2019 CWS.
- Tuesday will mark the Tigers' first true road game since the regular season finale at LSU on May 18, 2019.

**HOME SWEET HOME**

- Thirty-three games are scheduled to be played at Plainsman Park in 2021, including 13 of the first 17 contests.
- The Tigers are 93-36 (.721) at home since the start of the 2017 season and 70-23 (.753) at home since the start of the 2018 season.

### NON-CONFERENCE SUCCESS

- Auburn is 59-19 (.756) against non-conference opponents in the regular season since 2018, including 36-10 (.783) on the weekend.

### TOUGH TESTS AHEAD

- Four of Auburn's last six games have come against ranked opponents (#25 Oklahoma, #18 Boston College).
- The Tigers are scheduled to play eight other opponents ranked in the top 25 of one of the six major polls, including four of the top five and five of the top seven in D1 Baseball's latest top 25.

### PROVEN VETERANS

- Seniors Cody Greenhill and Jack Owen are two of eight SEC pitchers with a career sub-4.00 ERA and 100+ IP.
- Greenhill has posted a 2.63 ERA in 133.2 IP while Owen has turned in a 3.76 clip in 124.1 IP.

### KILLER B'S

- Sophomore right-handers Mason Barnett, Trace Bright and Blake Burkhalter have combined to turn in the following stat line thru three weeks this season: 3-0, 0.84 ERA, 32.0 IP, 27 K, .173 B/AVG.

### DIGGING THE LONG BALL

- Auburn is one of three teams - along with LSU and Old Dominion - with seven players with multiple home runs.
- The Tigers 17 home runs thru 11 games are two more than the 2010 team that set the single season program record with 131 home runs had thru 11 games.

### RACE TO 100

- First Team All-SEC duo Ryan Bliss (85 games) and Rankin Woley (83 games) collected the 100th hits of their Auburn career in the season opener vs. Presbyterian.
- Bliss became the fastest Auburn player to arrive as a true freshman to reach 100 career hits since Jordan Ebert did it in 83 career games (2013-14).
- Auburn greets Gabe Gross, Frank Thomas and Josh Donaldson reached their 100th career hits in 70, 81 and 93 games, respectively.
- The Tigers now have four players with 100+ hits in an Auburn uniform - Williams (151) and Ward (123) - joining Wake Forest as the only other team in the country to have four players with 100+ hits.

### GETTING IT STARTED

- Prior to Ryan Bliss missing two games against Alabama A&M, Judd Ward and Bliss had hit first and second in the Auburn lineup in 47 straight games dating back to 2019.
- During the 47-game span, the duo hit .318 (124-for-390) with 87 runs, 23 doubles, three triples, 11 home runs and 68 RBI.

### SWING IT, STEVEN

- Senior outfielder Steven Williams ranks second among active SEC players in hits (151), home runs (25) and RBI (111).
- Williams would enter the top 10 in program history with 10 or more home runs this season.

### IS T-MILL FOR REAL?

- Tyler Miller reached base in nine straight plate appearances from 2/27-3/5, going 8-for-8 with four runs, a double, triple, homer and four RBI during the stretch.
- Miller is tied for the SEC lead with 17 RBI and ranks fifth in the league with 18 hits.
- Entering week four, he is one of four players in the country to rank in the top 20 in the NCAA in both categories.

### A NEW ROLE

- Senior right-hander Cody Greenhill made his first career start and earned the win in the season opener vs. Presbyterian.
- Greenhill previously made 53 career relief appearances since 2018 and ranks sixth in program history in saves (19).

### ALL-SEC

- Ryan Bliss and Rankin Woley held down the left side of the infield on the Preseason All-SEC Team selected by the leagues head coaches earlier this month.
- The tandem are the first shortstop and third baseman teammates to both be named First Team Preseason All-SEC since Dalton Guthrie and Jonathan India of Florida in 2017.

### ALL-AMERICA

- Three Tigers have been represented on Preseason All-America teams in Ryan Bliss, Richard Fitts and Rankin Woley.
- Baseball America: Bliss and Fitts (3rd)
- Collegiate Baseball: Bliss and Woley (3rd)
- D1 Baseball: Fitts (2nd)
- NCBWA: Woley (2nd)
- Perfect Game: Bliss (3rd)

### GOLDEN (ARM)

- Richard Fitts was also named to the USA Baseball Golden Spikes Award preseason Watch List last week.
- It marks the fourth straight season an Auburn pitcher has been named to the watch list as Fitts follows Casey Mize (2018) and Tanner Burns (2019, 2020).
- Auburn and LSU are the only two programs in the country to have a pitcher represented on the preseason watch list each of the last four seasons.

### HISTORIC RUN

- Auburn's appearance in the 2019 College World Series was the team's fifth all-time and the first since 1997.
- The Tigers have been to three straight regionals for the first time since 2001-03 and two straight super regionals for the first time in program history.
- The team has won 118 games in the last three full seasons, marking the most wins in a three-year span since winning 124 games from 1999-2001.

### FIRST ROUND FACTORY

- With Casey Mize going as the No. 1 overall pick in 2018 and Tanner Burns going as a supplemental first round pick last summer, Auburn became one of four programs with two first round picks in the last three years.

### MLB SUCCESS ON STAFF

- With the addition of 17-year MLB veteran Tim Hudson prior to the 2020 season, Auburn's coaching staff has 62 years of experience in professional baseball, including 32 years in the MLB.
- Other members of the coaching and support staff with professional experience include Gabe Gross, Karl Nonemaker, Dan Gamache, Chris Joyner and Anthony Sandersen.

### ON THE DOORSTEP

- Hudson went on the Hall of Fame ballot in 2021 and earned enough votes to remain on the ballot in 2022.
- In his 17-year career, he posted a 222-133 record with a 3.49 ERA in his MLB career and is the winningest MLB pitcher in SEC history. Eligible for the Hall of Fame ballot next year, Hudson was a four-time All-Star and 2014 World Series champion with the San Francisco Giants. He is a member of the Atlanta Braves Hall of Fame and Alabama Sports Hall of Fame.

### AUBURN IN THE MLB DRAFT

- The 2020 MLB Draft marked the 46th consecutive year Auburn had at least one player selected, tied for the longest active streak in the SEC.
- With Tanner Burns and Bailey Horn going in the first and fifth rounds, it marked the third time in program history two pitchers were drafted in the first five rounds, including the first time since 1997.
- It was also the fifth straight draft with a top-five-round pick, marking the second time in program history to accomplish the feat (1997-2001), and the fourth straight draft with a top-seven-round pitcher for the first time in program history.

## THE LAST TIME...

### BATTING SUPERLATIVES

5 hits in a game Anfernee Grier at Kennesaw St. [5-for-6] (4/12/16)  
 6 hits in a game Tyler Johnstone vs. Elon [6-for-7, 2B, 3B] (2/25/05)

**Reached base 6 times** Bryson Ware vs. Alabama A&M [3-5, 3B] (2/24/21)

**4 runs in a game** Judd Ward vs. Presbyterian (2/19/21)  
**5 runs in a game** Rankin Woley vs. #18 Boston College (3/6/21)  
**6 runs in a game** Bryson Ware vs. Alabama A&M (2/24/21)

10-game hitting streak Rankin Woley, 10 games (2/22-3/8)  
 15-game hitting streak Jonah Todd, 16 games, (4/8-5/7/17)  
 20-game hitting streak A. Grier, 22 games, (5/31/15-3/22/16)  
 25-game hitting streak Justin Fradejas, 27 games (3/23-5/7/10)  
 30-game hitting streak Casey Dunn, 31 games (2/22 [G1]-4/15/97)

3 doubles in a game Jordan Ebert vs. Southern (2/26/16)  
 4 doubles in a game Ken Dempsey vs. Georgia (1971)

2 triples in a game Jay Gonzalez vs. Alabama State (2/28/12)  
 3 triples in a game never

2 home runs in one game Ryan Bliss vs. Wright State (2/29/20)  
 3 home runs in one game Tony Caldwell at Kentucky (4/9/11)

**7 RBI in a game** Brody Moore vs. Alabama A&M (2/24/21)  
 8 RBI in a game Justin Bryant at Georgia (3/19/10)  
 9 RBI in a game Hunter Morris at Georgia (3/21/10)  
 10 RBI in a game Bob Berry vs. Huntington (4/15/82)

**Grand slam home run** Cam Hill vs. #18 Boston College (3/6/21)  
 Inside-the-park home run Edouard Julien vs. Georgia Southern (2/17/19)  
 HR to begin game Will Holland at #5 Ole Miss (5/12/18)  
 Two HR in one inning Dan Glevenyak at Jacksonville State (8th) (5/7/13)  
 HR in consecutive at-bats Conor Davis vs. Alabama A&M/Wright State (2/26-28/20)  
 HR in three consecutive at-bats Edouard Julien vs. Alabama A&M/at UCF (2/20-22/19)  
**HR in consecutive games** Cam Hill vs. #18 Boston College (3/6-7/21)  
 HR in three consecutive games Conor Davis vs. Alabama A&M/Wright State (2/25-28/20)  
 HR in three consecutive SEC games Trent Mummy (4/17-23/10)  
 HR in four consecutive games Joseph Sanders (5/10-15/08)  
 HR in four consecutive SEC games Mike Bianucci (5/2-9/08)  
 HR in five consecutive games Tim Lemons (4/6-10/85)  
 Walk-off HR Steven Williams at #7 Georgia Tech (6/1/19)  
 Pinch-hit HR Johnny Ceccoli vs. Oakland (2/19/20)  
 Pinch-hit grand slam Edouard Julien vs. BYU (G1 - 3/3/18)  
 HR in first at-bat of season Steven Williams vs. Longwood (2/17/18)  
 HR in both games of DH Dylan Ingram at #7 Mississippi St. (4/29/17)

Hit for the cycle Judd Ward [3B, 1B, HR, 2B] vs. Illinois-Chicago (G1 - 2/15/20)

Hit from both sides of plate in same inning Damon Haecker [5th inn.] vs. Jacksonville St. (3/15/17)

**Two hits in same inning** Brody Moore [1B, 1B] vs. Alabama A&M [1st] (2/23/21)

Stole home Justin Hargett vs. Davidson (Gm 2) [4th] (G1 - 3/3/10)  
**Stole two bases in a game** Josh Hall vs. Alabama A&M (2/23/21)  
 Stole three bases in a game Anfernee Grier vs. Southern (2/26/16)

**Hit by a pitch 2 times in a game** Rankin Woley vs. #18 Boston College (3/6/21)  
 Hit by a pitch 3+ times in a game Dan Glevenyak at Alabama (4) (4/11/14)

Scored 20 or more runs 20 vs. Wright State (2/29/20)  
 Scored 25 or more runs 25 vs. Longwood (2/17/18)  
**Scored 30 or more runs** 33 vs. Alabama A&M (2/24/21)

**Scored 5 runs in an Inning** 5, vs. #18 Boston College (4th) (3/7/21)  
 Scored 6 runs in an Inning 6, vs. Oakland (8th) (2/19/20)  
 Scored 7 runs in an Inning 7, vs. Chicago State (3rd) (3/8/20)  
 Scored 8 runs in an Inning 8, at UAB (5th) (3/19/19)  
 Scored 9 runs in an Inning 9, vs. Alabama (9th) (5/5/19)  
**Scored 10+ runs in an Inning** 14, vs. Alabama A&M (4th) (2/24/21)  
 Recorded 10+ hits in an Inning 11, vs. Furman (5th) (2/12/00)  
 Scored in every inning vs. Coppin State (3/18/14)

Recorded 15-19 hits 17, vs. Chicago State (3/8/20)  
**Recorded 20 or more hits** 27, vs. Alabama A&M (2/24/21)

Hit 3 or more home runs in an inning 3, vs. Northeastern (6th) (G1 - 3/10/18)  
**Hit 3 or more home runs in a game** 4, vs. #18 Boston College (3/6/21)  
 Hit 5 or more home runs in a game 6, vs. Northeastern (G1 - 3/10/18)  
 Hit 7 or more home runs in a game 7, vs. Mississippi State (5/8/10)  
 Hit back-to-back home runs S. Williams & R. Woley at #4 Mississippi State (6th) (3/22/19)  
 Hit back-to-back-to-back home runs B. Fletcher, H. Morris & K. Patterson vs. Mississippi State (5th) (5/8/10)

Had 5 doubles 5, vs. Oakland (2/19/20)  
 Had 6 doubles 6, vs. Georgia Tech (3/13/18)  
 Had 7 doubles 7, vs. Chicago State (3/8/20)  
 Had 8 doubles 8, vs. BYU (G1 - 3/3/18)  
**Had 9+ doubles** 11, vs. Alabama A&M (2/24/21)

Stole 5 bases in a game 5, vs. Bethune-Cookman (5/6/14)  
 Stole 6 bases in a game 6, vs. #21 Tennessee (3/17/19)  
 Stole 7 bases in a game 7, vs. Presbyterian (5/8/12)  
 Stole 8 bases in a game 8, vs. Alcorn State (2/22/12)

**Walked 10+ times** 11, vs. Alabama A&M (2/24/21)  
 Did not strike out in a game vs. Belmont (3/11/12)

### PITCHING SUPERLATIVES

**INDIVIDUAL**  
 Nine-inning no-hitter Casey Mize vs. Northeastern (3/9/18)  
 Nine-inning no-hitter (combined) Mike Mueller [2.0], Lee Carter [1.0], Brandon Channell [1.0], Reid Price [1.0], Andrew Skinner [1.0], Arnold Hughey [1.0], Ken Clayton [1.0], Cory Duettt [0.2], Sean Jones [0.1] vs. UAB (3/19/02)

Seven-inning no-hitter Jason Johnson vs. LaGrange College (4/30/91)

Nine-inning perfect game Eric Brandon vs. Murray State (3/2/02)  
 Seven-inning perfect game Jason Johnson vs. LaGrange College (4/30/91)

Nine-inning one-hitter (individual) Keegan Thompson vs. Presbyterian (3/1/14)  
 Nine-inning one-hitter (combined) Tanner Burns [7.0], Cody Greenhill [2.0] vs. Chicago State (3/6/20)

Five-inning one-hitter Kevin Davis [3.2], Jacob Milliman [1.1], vs. Radford (2/22/15)

Nine-inning two-hitter Tanner Burns [9.0] vs. Cincinnati (3/1/19)

**Complete game** Jack Owen vs. UTSA (3/9/19)  
**Complete game shutout** Jack Owen vs. UTSA (3/9/19)  
**Consecutive complete games** K. Thompson vs. Arkansas & LSU (4/4 & 4/11/15)

Struck out 10 batters 10 by Tanner Burns vs. Chicago State (3/6/20)  
 Struck out 11 batters 11 by Bailey Horn vs. Chicago State (3/8/20)  
 Struck out 12 batters 12 by Casey Mize at Kentucky (3/23/18)  
 Struck out 13 batters 13 by Casey Mize vs. Texas A&M (3/16/18)  
 Struck out 15 batters 15 by Tanner Burns vs. Cincinnati (3/1/19)

**TEAM**  
 Struck out 15+ batters Bailey Horn [11], Carson Skipper [2], Mason Barnett [3] vs. Chicago State (3/8/20)  
 Struck out 20+ batters Brooks Fuller [4], Ryan Watson [4], Elliott Anderson [3], Cody Greenhill [4], Carson Skipper [3], Garrett Wade [2] vs. #9 Arkansas (4/5/19)  
 Struck out 15 batters consecutive games vs. Ga State, at Missouri (4/5-7/16)  
**Shut out an opponent** 33-0 vs. Alabama A&M (2/24/21)  
 Consecutive shutouts 6-0 vs. Wright State / 6-0 vs. Chicago State (3/1-6/20)  
 Three straight shutouts 2-0 vs. UT Martin / 6-0 vs. UTSA / 5-0 vs. UTSA (3/6-9/19)  
 Shut out an SEC opponent 7-0 at #12 Texas A&M (4/13/19)  
 Shut out an SEC opponent on the road 7-0 at #12 Texas A&M (4/13/19)  
 Consecutive SEC shutouts 5-0 and 4-0 at Miss. State (3/27-28/15)  
 Consecutive SEC shutouts on the road 5-0 and 4-0 at Miss. State (3/27-28/15)  
 Was shut out 4-0 at #12 Texas A&M (4/12/19)  
 Was held to one hit vs. #24 Missouri (4/1/18)  
 Was no hit vs. #13 Arkansas (5/25/17)

**FIELDING SUPERLATIVES**  
 2 errors in a game Will Holland at #7 Georgia Tech (6/1/19)  
 3 errors in a game Luke Jarvis vs. Presbyterian (3/11/07)  
 4 errors in a game Brett Burnham at Alabama (4/5/00)

**3 double plays turned in a game** vs. Baylor (2/27/21)  
 4 double plays turned in a game vs. Georgia Tech (4/4/17)  
 5 double plays turned in a game never

Triple play (Auburn) vs. Memphis (5/22/78)  
 Triple play (Opponent) at Florida [4th] (3/15/08)

Threw a runner out at HP to end game Will Holland vs. Presbyterian (3/12/17)

**MISC. SUPERLATIVES**  
 Won 10 or more consecutive games 15 (2/24-3/22/19)  
 Won 15 or more consecutive games 15 (2/24-3/22/19)  
 Won 8 or more consecutive SEC games 9 (4/1-21/95)  
 Lost 5 or more consecutive games 7 (5/6-5/13/17)

Home winning streak 21 (1964-66)  
 Road winning streak 14 (1967/1995)  
 Season-opening winning streak 17 (2/7-3/5/97)

**Extra-innings victory** 2-1, vs. Presbyterian [10 inn] (2/21/21)  
**Extra-innings loss** 9-11, vs. #18 Boston College [10 inn] (3/7/21)

**Swept a 3-game series** vs. Presbyterian (2/19-21/21)  
 Swept a road series at Alabama (4/20-21/18)  
 Swept a road SEC series at Alabama (4/20-21/18)  
 Swept a SEC series vs. #21 Tennessee (3/15-17/19)  
 Swept a 4-game series Illinois-Chicago (2/14-16/20)  
 Swept a doubleheader Illinois-Chicago (2/15/20)

Allowed 3 runs or fewer in a series 2, vs. Chicago State (3/6-8/20)  
 Allowed 3 runs or fewer in a SEC series 3 vs. Miss. State (3/27-29/15)  
 Allowed 4 runs or fewer in a series 3 vs. UTSA (3/8-9/19)  
 Allowed 4 runs or fewer in a SEC series 4 vs. Georgia (4/23-25/15)  
 Allowed 3 runs or fewer in a road series 3 vs. Miss. State (3/27-29/15)  
 Allowed 3 runs or fewer in a SEC road series 3 vs. Miss. State (3/27-29/15)

Overcome a deficit of 7+ runs 7 runs, [7-0, 12-8] vs. Florida A&M (2/22/17)

Won a 1-0 game vs. Mercer (5/30/15) [NCAA Regional]  
 Lost a 1-0 game vs. Ohio State (2/15/14)

**Walk-off win** vs. Presbyterian [10 inn.] (2/21/21)  
**Walk-off loss** vs. Oklahoma [10 inn.] (2/26/21)







**16 • CAM HILL LHP**

6-3 • 210 • FR • Madison, Ala. • Bob Jones  
 • Made his Auburn debut and earned the win in the series finale vs. Presbyterian on Feb. 21  
 • Rated by PG as the No. 36 college prospect for the 2023 MLB Draft

**CAREER STATISTICS**

YEAR	ERA	W-L	G/S	IP	H	R	ER	BB	K	BAA
2021	20.25	1-0	3/0	2.2	5	6	6	1	4	.417

**SEASON HIGHS**  
**Innings:** 1.0, two times  
**Hits:** 4, vs. BC (3/7)  
**Runs:** 5, vs. BC (3/7)  
**Earned Runs:** 5, vs. BC (3/7)  
**Strikeouts:** 2, two times  
**Walks:** 1, vs. TAMU (2/28)  
**Pitches:** 30, vs. BC (3/7)

**26 • HAYDEN MULLINS LHP**

6-0 • 185 • SO • Gallatin, Tenn. • Hendersonville  
 • Hasn't allowed a run in 8.2 innings  
 • Matched a career high with 4 K's in 2.0 IP vs. BC (3/6)  
 • Rated by Perfect Game as the No. 125 overall prospect and No. 86 college prospect for the 2022 MLB Draft

**CAREER STATISTICS**

YEAR	ERA	W-L	G/S	IP	H	R	ER	BB	K	BAA
2020	3.68	1-0	5/0	7.1	4	3	3	6	10	.174
2021	0.00	1-0	4/0	4.0	3	0	0	3	8	.200
TOTAL	2.38	2-0	9/0	11.1	7	3	3	9	18	.184

**CAREER HIGHS**  
**Innings:** 2.2, vs. Wofford (3/11)  
**Hits:** 2, two times  
**Runs:** 3, vs. UCF (2/23)  
**Earned Runs:** 3, vs. UCF (2/23)  
**Strikeouts:** 4, two times  
**Walks:** 3, vs. Wofford (3/11)  
**Pitches:** 52, vs. Wofford (3/11)

**SEASON HIGHS**  
**Innings:** 2.0, vs. BC (3/6)  
**Hits:** 2, vs. PC (2/20)  
**Runs:** 0, four times  
**Earned Runs:** 0, four times  
**Strikeouts:** 4, vs. BC (3/6)  
**Walks:** 1, three times  
**Pitches:** 31, vs. BC (3/6)

**44 • JACK OWEN LHP**

6-2 • 204 • SR • Aliso Viejo, Calif. • JSerra Catholic  
 • Is one of eight SEC pitchers entering 2021 with a sub-4.00 career ERA and 100+ IP  
 • Was selected by the St. Louis Cardinals in the 21st round of the 2019 MLB Draft

**CAREER STATISTICS**

YEAR	ERA	W-L	G/S	IP	H	R	ER	BB	K	BAA
2018	5.97	2-2	14/7	34.2	43	24	23	16	35	.312
2019	2.75	4-2	14/10	68.2	64	22	21	14	59	.247
2020	3.43	3-1	4/4	21.0	17	10	8	5	25	.215
TOTAL	3.76	9-5	32/21	124.1	124	56	52	35	119	.261

**CAREER HIGHS**  
**Innings:** 9.0, vs. UTSA (3/9/19)  
**Hits:** 9, two times  
**Runs:** 6, two times  
**Earned Runs:** 6, two times  
**Strikeouts:** 10, vs. Cincinnati (3/2/19)  
**Walks:** 3, four times  
**Pitches:** 102, vs. LSU (5/23/19)

**SEASON HIGHS**  
 --  
 --  
 --  
 --  
 --  
 --

**29 • CARSON SKIPPER LHP**

6-3 • 210 • JR • Trussville, Ala. • Hewitt-Trussville  
 • Named to the NCBWA Stopper of the Year watch list  
 • Has posted a 0.61 ERA in 12 appearances and 14.2 IP the last two seasons

**CAREER STATISTICS**

YEAR	ERA	W-L	G/S	IP	H	R	ER	BB	K	BAA
2019	7.46	3-3	17/8	35.0	45	33	29	23	38	.306
2020	1.00	0-0	7/0	9.0	5	1	1	3	12	.167
2021	0.00	0-0	5/0	5.2	3	0	0	1	6	.150
TOTAL	5.44	3-3	29/8	49.2	53	34	30	27	56	.269

**CAREER HIGHS**  
**Innings:** 4.2, vs. UTSA (3/9/19)  
**Hits:** 5, four times  
**Runs:** 5, two times  
**Earned Runs:** 5, vs. Arkansas (4/5/19)  
**Strikeouts:** 8, vs. Alabama A&M (2/19/19)  
**Walks:** 4, at Georgia Tech (4/16/19)  
**Pitches:** 78, vs. Arkansas (4/5/19)

**SEASON HIGHS**  
**Innings:** 2.0, vs. OU (2/26)  
**Hits:** 1, three times  
**Runs:** 0, five times  
**Earned Runs:** 0, five times  
**Strikeouts:** 3, vs. OU (2/26)  
**Walks:** 1, vs. OU (2/26)  
**Pitches:** 39, vs. OU (2/26)

**36 • JACK SOKOL RHP**

6-4 • 192 • FR • New Albany, Ohio • New Albany  
 • Earned the win in his Auburn debut and first career start vs. Alabama A&M last Tuesday

**CAREER STATISTICS**

YEAR	ERA	W-L	G/S	IP	H	R	ER	BB	K	BAA
2021	0.00	1-0	1/1	4.0	1	0	0	3	6	.091

**CAREER HIGHS**  
**Innings:** 4.0, vs. AAMU (2/24)  
**Hits:** 1, vs. AAMU (2/24)  
**Runs:** 0, vs. AAMU (2/24)  
**Earned Runs:** 0, vs. AAMU (2/24)  
**Strikeouts:** 6, vs. AAMU (2/24)  
**Walks:** 3, vs. AAMU (2/24)  
**Pitches:** 52, vs. AAMU (2/24)

**32 • CARSON SWILLING RHP**

6-1 • 185 • FR • Smiths Station, Ala. • Smiths  
 • Pitched a 1-2-3 inning in his Auburn debut on Feb. 19  
 • Didn't allow a hit in his first two outings and hasn't allowed a run in his first three

**CAREER STATISTICS**

YEAR	ERA	W-L	G/S	IP	H	R	ER	BB	K	BAA
2021	0.00	0-0	3/0	3.2	1	0	0	1	4	.077

**CAREER HIGHS**  
**Innings:** 1.2, vs. BC (3/6)  
**Hits:** 1, vs. BC (3/6)  
**Runs:** 0, three times  
**Earned Runs:** 0, three times  
**Strikeouts:** 2, vs. AAMU (2/23)  
**Walks:** 1, vs. BC (3/6)  
**Pitches:** 40, vs. BC (3/6)

**27 • SEB THOMAS RHP**

6-5 • 250 • SO • Brookhaven, Ga. • Marist  
 • Leads the team with 13 apps in the last two seasons

**CAREER STATISTICS**

YEAR	ERA	W-L	G/S	IP	H	R	ER	BB	K	BAA
2020	1.17	0-0	7/0	7.2	4	1	1	4	6	.160
2021	4.50	0-1	6/0	8.0	7	4	4	3	9	.269
TOTAL	2.87	0-1	13/0	15.2	11	5	5	7	15	.216

**CAREER HIGHS**  
**Innings:** 2.2, vs. PC (2/21/21)  
**Hits:** 2, four times  
**Runs:** 3, vs. BC (3/7/21)  
**Earned Runs:** 3, vs. BC (3/7/21)  
**Strikeouts:** 4, vs. BC (3/5/21)  
**Walks:** 3, vs. Wofford (3/11)  
**Pitches:** 49, vs. Wofford (3/11)

**SEASON HIGHS**  
**Innings:** 2.2, vs. PC (2/21)  
**Hits:** 2, two times  
**Runs:** 3, vs. BC (3/7)  
**Earned Runs:** 3, vs. BC (3/7)  
**Strikeouts:** 4, vs. BC (3/5)  
**Walks:** 1, three times  
**Pitches:** 39, vs. BC (3/5)

**AUBURN IN THE NATIONAL AND SEC RANKINGS**

(as of Mar. 8)

TEAM	TOTAL	NCAA	SEC
Runs	115	2	1
Hits	137	4	2
Double plays	13	4	1
Sac flies	8	6	1
Scoring	10.5	8	1
Triples	5	8	1
Batting average	.338	9	1
Walks	68	9	4
Slugging	.553	10	3
Doubles	26	11	2
Home runs	17	11	4
OBP	.438	14	2
<b>21 TRACE BRIGHT</b>	<b>TOTAL</b>	<b>NCAA</b>	<b>SEC</b>
Starts	3	3	1
Wins	2	17	4
<b>43 RICHARD FITTS</b>	<b>TOTAL</b>	<b>NCAA</b>	<b>SEC</b>
Starts	3	3	1
<b>2 JOSH HALL</b>	<b>TOTAL</b>	<b>NCAA</b>	<b>SEC</b>
Triples	2	9	1
<b>10 TYLER MILLER</b>	<b>TOTAL</b>	<b>NCAA</b>	<b>SEC</b>
RBI	17	10	1
Hits	18	20	5
<b>27 SEB THOMAS</b>	<b>TOTAL</b>	<b>NCAA</b>	<b>SEC</b>
Appearances	6	13	1
<b>1 JUDD WARD</b>	<b>TOTAL</b>	<b>NCAA</b>	<b>SEC</b>
Sac flies	2	15	1
<b>8 BRYSON WARE</b>	<b>TOTAL</b>	<b>NCAA</b>	<b>SEC</b>
Runs	16	7	2





**JACK SOKOL'S CAREER APPEARANCES**

**2021 - FRESHMAN YEAR**

Date	Opp (Res.)	DEC	QS	IP	H	R	ER	BB	SO	HR	ERA	NP
2/24	*ALABAMA A&M (W, 33-0)	W	-	4.0	1	0	0	3	6	0	0.00	52

**CARSON SWILLING'S CAREER APPEARANCES**

**2021 - FRESHMAN YEAR**

Date	Opp (Res.)	DEC	QS	IP	H	R	ER	BB	SO	HR	ERA	NP
2/19	PRESBYTERIAN (W, 14-3)	-	-	1.0	0	0	0	0	1	0	0.00	11
2/23	ALABAMA A&M (W, 18-2 [7])	-	-	1.0	0	0	0	0	2	0	0.00	15
3/6	BOSTON COLLEGE (W, 16-1)	-	-	1.2	1	0	0	1	1	0	0.00	40

**SEB THOMAS' CAREER APPEARANCES**

**2020 - FRESHMAN YEAR**

Date	Opp (Res.)	DEC	QS	IP	H	R	ER	BB	SO	HR	ERA	NP
2/15	ILLINOIS-CHICAGO (W, 18-1)	-	-	1.0	0	0	0	1	1	0	0.00	14
2/19	OAKLAND (W, 17-1)	-	-	1.0	0	0	0	0	0	0	0.00	6
2/22	UCF (L, 3-7)	-	-	0.2	2	1	1	0	2	0	3.38	11
2/25	ALABAMA A&M (W, 10-0)	-	-	1.0	0	0	0	0	2	0	2.45	10
2/29	WRIGHT STATE (W, 20-6)	-	-	1.0	0	0	0	0	1	0	1.93	12
3/7	CHICAGO STATE (W, 16-2)	-	-	1.0	0	0	0	0	0	0	1.59	9
3/11	WOFFORD (L, 3-4)	-	-	2.0	2	0	0	3	0	0	1.17	49

**2021 - SOPHOMORE YEAR**

Date	Opp (Res.)	DEC	QS	IP	H	R	ER	BB	SO	HR	ERA	NP
2/19	PRESBYTERIAN (W, 14-3)	-	-	1.0	0	0	0	0	2	0	0.00	11
2/21	PRESBYTERIAN (W, 2-1 [10])	-	-	2.2	2	0	0	0	1	0	0.00	28
2/24	ALABAMA A&M (W, 33-0)	-	-	1.0	1	0	0	0	1	0	0.00	9
2/26	vs. Oklahoma (L, 3-4 [10])	L	-	0.2	1	1	1	1	0	0	1.69	12
3/5	BOSTON COLLEGE (L, 2-8)	-	-	2.1	1	0	0	1	4	0	1.17	39
3/7	BOSTON COLLEGE (L, 9-11 [10])	-	-	0.1	2	3	3	1	1	1	4.50	16

**SUPERLATIVES AND MISCELLANEOUS NOTES**

**STARTS BY POSITION**

**STARTING PITCHER**

Trace Bright	3	2-1
Richard Fitts	3	1-2
Mason Barnett	2	2-0
Cody Greenhill	2	1-1
Jack Sokol	1	1-0

**CATCHER**

Steven Williams	5	3-2
Ryan Dyal	3	2-1
Nate LaRue	3	2-1

**FIRST BASE**

Tyler Miller	8	4-4
Bryson Ware	2	2-0
J.S. Shenker	1	1-0

**SECOND BASE**

Brody Moore	9	5-4
Garrett Farquhar	2	2-0

**THIRD BASE**

Rankin Woley	9	5-4
Tyler Miller	2	2-0

**SHORTSTOP**

Ryan Bliss	9	5-4
Cole Foster	1	1-0
Brody Moore	1	1-0

**LEFT FIELD**

Judd Ward	7	5-2
Josh Hall	2	1-1
Steven Williams	2	1-1

**CENTER FIELD**

Kason Howell	10	6-4
Josh Hall	1	1-0

**RIGHT FIELD**

Bryson Ware	6	3-3
Josh Hall	4	3-1
Steven Williams	1	1-0

**DESIGNATED HITTER**

Cam Hill	4	2-2
Bryson Ware	3	2-1
Steven Williams	2	2-0
Brayton Brown	1	1-0
Bobby Peirce	1	0-1

**2021 AUBURN & OPPONENT HIGHS**

**TEAM BATTING**

	AUBURN	OPPONENT
Runs in a game	33, vs. AAMU (2/24)	12, Baylor (2/27)
Runs in an inning	14, vs. AAMU [4th] (2/24)	8, BC [9th] (3/7)
Most Hits in a game	27, vs. AAMU (2/24)	15, Baylor (2/27)
Fewest Hits in a game	7, vs. BC (3/5)	3, three times
Hits in an inning	8, vs. AAMU [8th] (2/24)	6, BC [9th] (3/7)
2B in a game	11, vs. AAMU (2/24)	3, BC (3/5)
3B in a game	2, vs. AAMU (2/24)	--
HR in a game	4, vs. BC (3/6)	4, BC (3/5)
SB in a game	4, vs. Texas A&M (2/28)	1, BC (3/5)
LOB in a game	12, vs. Baylor (2/27)	15, Oklahoma (2/26)
K in a game	8, two times	13, AAMU (2/24)
BB in a game	12, vs. AAMU (2/23)	9, Oklahoma (2/26)

**TEAM PITCHING**

	AUBURN	OPPONENT
K in a game	13, vs. AAMU (2/24)	8, two times
BB in a game	9, vs. Oklahoma (2/26)	12, AAMU (2/23)
Pitchers used	6, three times	7, AAMU (2/24)
Total Quality Starts	1	1

**TEAM FIELDING**

	AUBURN	OPPONENT
Errors in a game	2, two times	3, three times
DP turned in a game	3, vs. Baylor (2/27)	3, Oklahoma (2/26)

**IND. BATTING**

	AUBURN	OPPONENT
Hits in a game	4, three times	3, six times
Runs in a game	6, Ware vs. AAMU (2/24)	3, McKenzie [BU] (2/27)
2B in a game	2, three times	2, Morissette [BC] (3/5)
3B in a game	1, five times	--
HR in a game	1, 17 times	2, three times
RBI in a game	7, Moore vs. AAMU (2/24)	3, five times
XBH in a game	2, eight times	2, four times
SB in a game	2, Hall vs. AAMU (2/23)	1, Dempsey [BC] (3/5)
BB in a game	3, two times	3, three times
HBP in a game	2, Woley vs. BC (3/6)	1, seven times
K in a game	3, two times	3, four times
Hitting Streak	5, two times	3, twice
Consec. G w/HR	Hill vs. BC (3/6-7)	--

**IND. PITCHING**

	AUBURN	OPPONENT
K by a starter	7, Bright vs. AAMU (2/23)	4, two times
K by a reliever	4, two times	4, five times
BB by a starter	3, two times	4, two times
BB by a reliever	3, two times	5, Stewart [AAMU] (2/23)
IP by a starter	6.0, Bright vs. Texas A&M (2/28)	6.0, Childress [TAMU] (2/28)
IP by a reliever	3.0, Glavine vs. Baylor (2/27)	6.0, Godman [OU] (2/26)

**MISCELLANEOUS**

	AUBURN
Biggest comeback win	--
Biggest blown lead loss	8, vs. BC (3/7)
Largest margin of victory	33, vs. AAMU (2/24)
Largest margin of defeat	6, two times
Longest game, Time	3:45, vs. Oklahoma (2/26)
Longest game, Time (9 inn)	3:15, vs. Baylor (2/27)
Shortest game, Time (9 inn)	2:44, vs. PC (2/20)
Longest game, Innings	10, three times
Largest crowd, Home	850, eight times
Largest crowd, Road	--
Largest crowd, Neutral	--

**STARTS BY ORDER**

**LEADOFF**

Judd Ward	7	5-2
Kason Howell	2	1-1
Steven Williams	2	1-1

**2ND SPOT**

Ryan Bliss	9	5-4
Josh Hall	2	2-0

**3RD SPOT**

Bryson Ware	7	5-2
Steven Williams	2	1-1
Tyler Miller	1	0-1
Brody Moore	1	1-0

**CLEANUP**

Rankin Woley	8	5-3
Steven Williams	3	2-1

**5TH SPOT**

Tyler Miller	5	3-2
Brody Moore	2	2-0
Bryson Ware	2	1-1
Steven Williams	1	1-0
Rankin Woley	1	0-1

**6TH SPOT**

Tyler Miller	3	2-1
Kason Howell	2	1-1
Bryson Ware	2	1-1
Steven Williams	2	2-0
Cam Hill	1	1-0

**7TH SPOT**

Kason Howell	6	4-2
Cam Hill	2	1-1
Tyler Miller	1	1-0
Bobby Peirce	1	0-1
J.S. Shenker	1	1-0

**8TH SPOT**

Nate LaRue	3	2-1
Ryan Dyal	3	2-1
Josh Hall	2	2-0
Brody Moore	2	1-1
Cam Hill	1	0-1

**9TH SPOT**

Brody Moore	5	2-3
Garrett Farquhar	2	2-0
Josh Hall	2	1-1
Brayton Brown	1	1-0
Cole Foster	1	1-0

## PITCHING NOTES

**2021 BULLPEN BY NUMBERS**

Total App.....	37
Saves/Opp.....	0/1
IR/IRS.....	15/8
BA Against.....	254
ERA.....	4.15

**SAVES/OPP**

Mason Barnett.....	0/1
--------------------	-----

**INHERITED RUNNERS/SCORED**

Mason Barnett.....	2/0
Blake Burkhalter.....	1/0
Brooks Fuller.....	2/2
Hayden Mullins.....	2/1
Carson Skipper.....	1/1
Carson Swilling.....	1/1
Seb Thomas.....	6/3

**1ST BATTER FACED/RETIRED**

Mason Barnett.....	1/0
Trace Bright.....	1/0
Blake Burkhalter.....	4/4
Brooks Fuller.....	4/3
Peyton Glavine.....	3/1
Joseph Gonzalez.....	3/2
Cam Hill.....	3/2
Hayden Mullins.....	4/2
Carson Skipper.....	5/4
Carson Swilling.....	3/1
Seb Thomas.....	6/3

**RELIEF ERA**

Trace Bright.....	0.00
Blake Burkhalter.....	0.00
Hayden Mullins.....	0.00
Carson Skipper.....	0.00
Carson Swilling.....	0.00
Joseph Gonzalez.....	2.70
Peyton Glavine.....	3.00
Seb Thomas.....	4.50
Mason Barnett.....	6.75
Brooks Fuller.....	10.80
Cam Hill.....	20.25

**BP SCORELESS IP (current/long)**

Mason Barnett.....	0.1	7.2
Blake Burkhalter.....	7.2	7.2
Richard Fitts.....	--	11.1
Brooks Fuller.....	--	5.1
Peyton Glavine.....	0.2	5.1
Joseph Gonzalez.....	--	3.1
Cody Greenhill.....	14.0	14.0
Cam Hill.....	--	1.1
Hayden Mullins.....	8.2	8.2
Jack Owen.....	1.2	7.1
Carson Skipper.....	5.2	9.0
Carson Swilling.....	3.2	3.2
Seb Thomas.....	0.1	10.1
Garrett Wade.....	7.1	7.1

2021 Auburn Baseball  
Team Game-by-Game for Auburn (as of Mar 07, 2021)  
Pitching (All games)

Date	Opponent	ip	h	r	er	bb	so	2b	3b	hr	wp	bk	hbp	dp	ibb	score	w-l	sv	era
Feb 19	PRESBYTERIAN	9.0	7	3	2	1	12	1	0	1	1	0	0	0	0	14-3	1-0	0	2.00
Feb 20	PRESBYTERIAN	9.0	8	1	1	4	11	0	0	1	0	0	0	1	1	6-1	2-0	0	1.50
Feb 21	PRESBYTERIAN	10.0	7	1	1	3	10	1	0	0	0	0	1	1	0	2-1	3-0	0	1.29
Feb 23	ALABAMA A&M	7.0	3	2	1	0	10	1	0	0	0	0	0	1	0	18-2	4-0	0	1.29
Feb 24	ALABAMA A&M	9.0	3	0	0	3	13	1	0	0	0	0	1	2	0	33-0	5-0	0	1.02
Feb 26	vs OU	9.2	12	4	4	9	7	0	0	0	1	0	1	2	1	3-4	5-1	0	1.51
Feb 27	vs Baylor	9.0	15	12	11	3	6	0	0	2	3	0	1	3	0	6-12	5-2	0	2.87
Feb 28	vs Texas A&M	9.0	4	1	1	4	4	1	0	0	1	0	0	1	0	6-1	6-2	0	2.64
Mar 05	BOSTON COLLEGE	9.0	9	8	7	3	9	3	0	4	0	0	2	1	0	2-8	6-3	0	3.12
Mar 06	BOSTON COLLEGE	9.0	3	1	0	4	8	1	0	0	0	0	0	1	0	16-1	7-3	0	2.81
Mar 07	BOSTON COLLEGE	10.0	12	11	11	4	8	2	0	2	0	0	1	0	0	9-11	7-4	0	3.52
Totals		99.2	83	44	39	38	98	11	0	10	6	0	7	13	1	115-44	7-4	0	3.52

### AUBURN STARTING PITCHER BREAKDOWN

Starter	GS	Quality Starts	Run Support	RS/Start	Auburn Record
T. Bright	3	1	26	8.7	2-1
R. Fitts	3	0	2	0.7	1-2
M. Barnett	2	0	15	7.5	2-0
C. Greenhill	2	0	9	4.5	1-1
J. Sokol	1	0	19	19.0	1-0

Auburn Overall Rankings			Auburn SEC-Only Rankings		
Category	Rank	No.	Category	Rank	No.
ERA	12th	3.52	ERA	--	--
Opp BA	12th	.229	Opp BA	--	--
Hits Allowed	T-8th	83	Hits Allowed	--	--
Walks	6th	38	Walks	--	--
Strikeouts	13th	98	Strikeouts	--	--

### AUBURN PITCHING BREAKDOWN

	W-L	ERA	IP	H	R	ER	BB	K	HR	AVG	W-L	ERA	IP	H	R	ER	BB	K	HR	AVG	
STARTERS	5-2	2.94	52.0	37	21	17	17	43	7	.203	HOME	6-2	2.88	72.0	52	27	23	22	81	8	.202
RELIEVERS	2-2	4.15	47.2	46	23	22	21	55	3	.254	ROAD	-	-	-	-	-	-	-	-	-	-
TOTALS	7-4	3.52	99.2	83	44	39	38	98	10	.229	NEUT.	1-2	5.20	27.2	31	17	16	16	17	2	.295

**HITTING NOTES**

**2021 MULTI-HIT GAMES**

	2	3	4	5+	Total
Ryan Bliss	4	1	-	-	5
Tyler Miller	1	3	1	-	5
Josh Hall	3	1	-	-	4
Bryson Ware	2	2	-	-	4
Cam Hill	2	1	-	-	3
Kason Howell	3	-	-	-	3
Brody Moore	1	1	1	-	3
Garrett Farquhar	1	1	-	-	2
Judd Ward	1	-	1	-	2
Steven Williams	2	-	-	-	2
Brayton Brown	1	-	-	-	1
Cole Foster	1	-	-	-	1
Nate LaRue	1	-	-	-	1
Rankin Woley	3	-	-	-	3

**CAREER MULTI-HIT GAMES**

	2	3	4	5+	Total
Steven Williams	26	8	4	-	38
Ryan Bliss	28	7	1	-	36
Judd Ward	21	8	3	-	32
Rankin Woley	24	6	1	-	31
Kason Howell	19	3	-	-	22
Brody Moore	7	3	1	-	11
Garrett Farquhar	4	1	-	-	5
Tyler Miller	1	3	1	-	5
Josh Hall	3	1	-	-	4
Bryson Ware	2	2	-	-	4
Cam Hill	2	1	-	-	3
Brayton Brown	1	-	-	-	1
Johnny Ceccoli	1	-	-	-	1
Cole Foster	1	-	-	-	1
Nate LaRue	1	-	-	-	1
J.S. Shenker	1	-	-	-	1

**2021 MULTI-RBI GAMES**

	2	3	4	5+	Total
Cam Hill	-	3	1	-	4
Tyler Miller	1	1	1	1	4
Judd Ward	3	-	-	-	3
Bryson Ware	1	-	2	-	3
Steven Williams	2	-	1	-	3
Kason Howell	1	1	-	-	2
Brody Moore	1	-	-	1	2
Ryan Bliss	1	-	-	-	1
Brayton Brown	1	-	-	-	1
Josh Hall	-	1	-	-	1
Nate LaRue	1	-	-	-	1
Bobby Peirce	1	-	-	-	1
Rankin Woley	-	-	1	-	1

**CAREER MULTI-RBI GAMES**

	2	3	4	5+	Total
Steven Williams	16	9	3	2	30
Rankin Woley	13	5	3	-	21
Ryan Bliss	10	2	4	-	16
Judd Ward	11	3	1	1	16
Kason Howell	2	3	-	-	5
Tyler Miller	2	1	1	1	5
Brody Moore	4	-	-	1	5
Cam Hill	-	3	1	-	4
Bryson Ware	1	-	2	-	3
Johnny Ceccoli	2	-	-	-	2
Garrett Farquhar	1	-	1	-	2
J.S. Shenker	2	-	-	-	2
Brayton Brown	1	-	-	-	1
Josh Hall	-	1	-	-	1
Nate LaRue	1	-	-	-	1
Bobby Peirce	1	-	-	-	1

**CAREER STARTS**

	Career	Consec.
Steven Williams	151	4
Judd Ward	111	-
Ryan Bliss	93	6
Rankin Woley	91	6
Kason Howell	83	7
Brody Moore	28	9
Tyler Miller	19	9
Garrett Farquhar	12	1
Bryson Ware	11	11
Brayton Brown	8	1
Josh Hall	7	3
J.S. Shenker	7	-
Nate LaRue	6	-
Cam Hill	4	2
Ryan Dyal	3	-
Johnny Ceccoli	2	-
Cole Foster	1	-

**TEAM NOTES**

Auburn Overall SEC Rankings			Auburn SEC-Only Rankings		
Category	Rank	No.	Category	Rank	No.
Avg.	1st	.338	Avg.	--	--
Hits	2nd	137	Hits	--	--
2B	2nd	26	2B	--	--
HR	T-4th	17	HR	--	--
BB	4th	68	BB	--	--

**2021 AUBURN HOME RUNS**

No.	Player (#)	Opponent (Date)	On	Outs	Inn.	Pitcher
1	Judd Ward (1)	Presbyterian (2/19)	1	2	2	Miles (R)
2	Rankin Woley (1)	Presbyterian (2/19)	2	2	7	Rorabeck (R)
3	Bryson Ware (1)	Presbyterian (2/20)	0	2	1	McDaniel (L)
4	Nate LaRue (1)	Presbyterian (2/20)	0	0	7	Flood (R)
5	Ryan Bliss (1)	Presbyterian (2/20)	0	2	7	Flood (R)
6	Judd Ward (2)	Alabama A&M (2/23)	0	0	1	Febus (R)
7	Bryson Ware (2)	Alabama A&M (2/23)	1	0	1	Febus (R)
8	Brayton Brown (1)	Alabama A&M (2/23)	0	0	5	Torres (R)
9	Tyler Miller (1)	Alabama A&M (2/24)	1	2	4	Baker (R)
10	Ryan Bliss (2)	Oklahoma (2/26)	0	1	3	Olds (R)
11	Steven Williams (1)	Oklahoma (2/26)	0	2	3	Olds (R)
12	Tyler Miller (2)	Baylor (2/27)	0	0	8	Miller (R)
13	Cam Hill (1)	Boston College (3/6)	3	2	1	Sheehan (R)
14	Steven Williams (2)	Boston College (3/6)	1	1	4	Mancini (R)
15	Tyler Miller (3)	Boston College (3/6)	2	2	5	West (R)
16	Rankin Woley (2)	Boston College (3/6)	0	2	7	Lombardi (R)
17	Cam Hill (2)	Boston College (3/7)	1	1	2	Vetrano (L)

**AUBURN CAREER HOME RUN BREAKDOWN**

	1R	2R	3R	GS	Career	Home	Road	Last
Bliss	6	--	1	--	7	4	3	2/26/21
Brown	2	--	--	--	2	2	--	2/23/21
Ceccoli	1	--	--	--	1	1	--	2/19/20
Hill	--	1	--	1	2	2	--	3/7/21
LaRue	1	--	--	--	1	1	--	2/20/21
Miller	1	1	1	--	3	2	1	3/6/21
Ward	4	2	3	0	9	6	3	2/23/21
Ware	1	1	--	--	2	2	--	2/23/21
Williams	8	8	8	1	25	13	12	3/6/21
Woley	4	1	2	--	7	4	3	3/6/21

**HITTING STREAKS**

	Current	'21	Career
Ryan Bliss	2	4	10
Brayton Brown	-	2	3
Johnny Ceccoli	-	-	2
Ryan Dyal	2	2	2
Garrett Farquhar	-	1	3
Cole Foster	-	2	2
Josh Hall	1	4	4
Cam Hill	2	3	3
Kason Howell	1	5	6
Nate LaRue	-	2	2
Tyler Miller	5	5	5
Brody Moore	1	4	8
Bobby Peirce	-	1	1
J.S. Shenker	-	1	4
Judd Ward	4	4	7
Bryson Ware	5	5	5
Steven Williams	2	4	6
Rankin Woley	4	4	10

**REACHED BASE STREAKS**

	Current	'21	Career
Ryan Bliss	19	9	19
Brayton Brown	-	4	4
Johnny Ceccoli	-	3	3
Ryan Dyal	5	5	5
Garrett Farquhar	1	2	4
Cole Foster	-	2	2
Josh Hall	2	4	4
Cam Hill	6	6	6
Kason Howell	1	5	17
Nate LaRue	-	2	2
Tyler Miller	5	5	6
Brody Moore	1	7	10
Bobby Peirce	-	1	1
J.S. Shenker	-	3	11
Judd Ward	5	5	18
Bryson Ware	5	5	5
Steven Williams	12	11	25
Rankin Woley	4	4	17

**BUNT HITS**

Player	No.
Josh Hall	2
Judd Ward	2
Kason Howell	1
<b>TOTAL</b>	<b>5</b>

**SAC BUNTS**

Player	No.
Brayton Brown	1
Garrett Farquhar	1
Kason Howell	1
<b>TOTAL</b>	<b>3</b>

**SAC FLIES**

Player	No.
Judd Ward	2
Josh Hall	1
Cam Hill	1
Tyler Miller	1
Brody Moore	1
Bryson Ware	1
Steven Williams	1
<b>TOTAL</b>	<b>8</b>

**OUTFIELD ASSISTS**

Player	No.
Kason Howell	2
Josh Hall	1
Judd Ward	1
<b>TOTAL</b>	<b>4</b>

**PINCH HITS**

Player	No.
Cam Hill	1
Bobby Peirce	1
<b>TOTAL</b>	<b>2</b>



**AUBURN 2021 GAME-BY-GAME STARTING LINEUPS**

DATE	OPP	1	2	3	4	5	6	7	8	9	SP
2/19	Presbyterian	Ward	Bliss	Ware	Woley	Miller	Williams	Howell	Hall	Moore	Greenhill
2/20	Presbyterian	Ward	Bliss	Ware	Woley	Williams	Howell	Shenker	LaRue	Farquhar	Fitts
2/21	Presbyterian	Ward	Bliss	Ware	Woley	Miller	Williams	Howell	Hall	Moore	Barnett
2/23	Alabama A&M	Ward	Hall	Ware	Williams	Moore	Hill	Miller	LaRue	Foster	Bright
2/24	Alabama A&M	Ward	Hall	Ware	Williams	Moore	Miller	Howell	Dyal	Farquhar	Sokol
2/26	vs. Oklahoma	Ward	Bliss	Ware	Williams	Woley	Miller	Howell	Hill	Moore	Greenhill
2/27	vs. Baylor	Ward	Bliss	Ware	Woley	Miller	Howell	Peirce	LaRue	Moore	Fitts
2/28	vs. Texas A&M	Williams	Bliss	Moore	Woley	Ware	Miller	Howell	Dyal	Brown	Bright
3/5	Boston College	Williams	Bliss	Miller	Woley	Ware	Hall	Howell	Dyal	Moore	Fitts
3/6	Boston College	Howell	Bliss	Williams	Woley	Miller	Ware	Hill	Moore	Hall	Barnett
3/7	Boston College	Howell	Bliss	Williams	Woley	Miller	Ware	Hill	Moore	Hall	Bright
3/9	at UAB										
3/12	Little Rock										
3/13	Little Rock										
3/14	Little Rock										
3/16	Lipscomb										
3/19	at Ole Miss*										
3/20	at Ole Miss*										
3/21	at Ole Miss*										
3/23	vs. South Alabama										
3/26	Kentucky*										
3/27	Kentucky*										
3/28	Kentucky*										
4/1	at Arkansas*										
4/2	at Arkansas*										
4/3	at Arkansas*										
4/6	Kennesaw State										
4/9	Mississippi State*										
4/10	Mississippi State*										
4/11	Mississippi State*										
4/13	at Georgia Tech										
4/16	at Alabama*										
4/17	at Alabama*										
4/18	at Alabama*										
4/20	Samford										
4/21	Jacksonville State										
4/23	Florida*										
4/24	Florida*										
4/25	Florida*										
4/30	at Georgia*										
5/1	at Georgia*										
5/2	at Georgia*										
5/4	UAB										
5/7	LSU*										
5/8	LSU*										
5/9	LSU*										
5/11	at Samford										
5/14	Texas A&M*										
5/15	Texas A&M*										
5/16	Texas A&M*										
5/18	North Alabama										
5/20	at Missouri*										
5/21	at Missouri*										
5/22	at Missouri*										

\* - SEC Game

**AUBURN 2021 GAME-BY-GAME STARTERS**

DATE	OPP	SP	C	1B	2B	3B	SS	LF	CF	RF	DH
2/19	Presbyterian	Greenhill	Williams	Miller	Moore	Woley	Bliss	Ward	Howell	Hall	Ware
2/20	Presbyterian	Fitts	LaRue	Shenker	Farquhar	Woley	Bliss	Ward	Howell	Ware	Williams
2/21	Presbyterian	Barnett	Williams	Miller	Moore	Woley	Bliss	Ward	Howell	Hall	Ware
2/23	Alabama A&M	Bright	LaRue	Ware	Moore	Miller	Foster	Ward	Hall	Williams	Hill
2/24	Alabama A&M	Sokol	Dyal	Ware	Farquhar	Miller	Moore	Ward	Howell	Hall	Williams
2/26	vs. Oklahoma	Greenhill	Williams	Miller	Moore	Woley	Bliss	Ward	Howell	Ware	Hill
2/27	vs. Baylor	Fitts	LaRue	Miller	Moore	Woley	Bliss	Ward	Howell	Ware	Peirce
2/28	vs. Texas A&M	Bright	LaRue	Miller	Moore	Woley	Bliss	Williams	Howell	Ware	Brown
3/5	Boston College	Fitts	Dyal	Miller	Moore	Woley	Bliss	Williams	Howell	Hall	Ware
3/6	Boston College	Barnett	Williams	Miller	Moore	Woley	Bliss	Hall	Howell	Ware	Hill
3/7	Boston College	Bright	Williams	Miller	Moore	Woley	Bliss	Hall	Howell	Ware	Hill
3/9	at UAB										
3/12	Little Rock										
3/13	Little Rock										
3/14	Little Rock										
3/16	Lipscomb										
3/19	at Ole Miss*										
3/20	at Ole Miss*										
3/21	at Ole Miss*										
3/23	vs. South Alabama										
3/26	Kentucky*										
3/27	Kentucky*										
3/28	Kentucky*										
4/1	at Arkansas*										
4/2	at Arkansas*										
4/3	at Arkansas*										
4/6	Kennesaw State										
4/9	Mississippi State*										
4/10	Mississippi State*										
4/11	Mississippi State*										
4/13	at Georgia Tech										
4/16	at Alabama*										
4/17	at Alabama*										
4/18	at Alabama*										
4/20	Samford										
4/21	Jacksonville State										
4/23	Florida*										
4/24	Florida*										
4/25	Florida*										
4/30	at Georgia*										
5/1	at Georgia*										
5/2	at Georgia*										
5/4	UAB										
5/7	LSU*										
5/8	LSU*										
5/9	LSU*										
5/11	at Samford										
5/14	Texas A&M*										
5/15	Texas A&M*										
5/16	Texas A&M*										
5/18	North Alabama										
5/20	at Missouri*										
5/21	at Missouri*										
5/22	at Missouri*										

\* - SEC Game

**OVERALL STATS**



**2021 Auburn Baseball  
Overall Statistics for Auburn (as of Mar 07, 2021)  
(All games Sorted by Batting avg)**



Record: 7-4 Home: 6-2 Away: 0-0 Neutral: 1-2 SEC: 0-0

Player	avg	ab	r	h	2b	3b	hr	rbi	tb	slg%	bb	so	cs	sf	ops	st	sh	cs-2b	po	e	sf	ops%
16 Hill, Cam	.474	6-4	19	6	9	1	1	2	18	.947	4	0	3	0	.642	1	0	0-0	0	0	0	.008
10 Miller, Tyler	.462	10-10	39	13	18	1	1	3	17	.769	3	0	3	0	.488	1	0	2-2	64	3	0	1.000
2 Hill, Josh	.436	6-7	28	7	10	1	2	0	6	.652	1	0	3	0	.440	1	0	3-4	17	1	1	.947
1 Ward, Judd	.375	7-7	24	10	9	1	0	2	6	.667	4	0	2	0	.433	2	0	0-0	6	1	0	1.000
9 Bliss, Ryan	.351	9-9	37	7	18	2	0	2	6	.566	8	0	3	2	.400	0	0	3-3	9	23	3	.934
19 Moore, Brody	.342	10-10	38	11	13	2	0	0	12	.395	5	0	3	1	.409	1	0	0-2	14	23	0	1.000
8 Ware, Bryson	.338	11-11	46	16	16	8	1	2	18	.578	7	1	12	1	.426	1	0	2-3	27	1	0	1.000
41 Williams, Steven	.297	11-10	37	9	11	4	0	2	12	.568	10	1	4	1	.449	1	0	0-0	41	8	0	1.000
5 Howell, Kason	.270	11-10	37	6	10	1	0	0	8	.297	9	2	7	0	.438	0	1	4-5	26	2	0	1.000
4 Woley, Rankin	.270	9-9	37	9	10	4	0	2	6	.541	4	2	10	0	.372	0	0	0-0	8	20	3	.903
7 Foster, Cole	.500	5-1	6	4	3	1	0	0	1	.667	2	1	1	0	.667	0	0	0-0	3	5	1	.889
47 Foushee, Gavell	.417	6-2	12	6	6	2	0	0	1	.583	2	1	3	0	.633	0	1	1-1	6	5	1	.917
28 LaRue, Nate	.300	6-3	10	3	3	1	0	1	2	.700	2	0	1	0	.417	0	0	0-0	33	2	0	1.000
3 Brown, Brynton	.300	6-1	10	4	8	1	0	1	8	.700	8	0	5	0	.462	0	1	0-0	2	0	0	1.000
17 Dyal, Ryan	.182	5-3	11	2	2	0	0	0	0	.182	6	0	3	0	.471	0	0	1-1	29	1	0	1.000
6 Palco, Bobby	.167	6-1	12	8	2	1	0	0	8	.250	1	1	5	1	.296	0	0	0-0	1	0	0	1.000
34 Shenker, John Sam	.125	6-1	8	2	1	0	0	0	1	.125	2	1	5	0	.364	0	0	0-0	11	0	0	1.000
Totals	.338	11	405	115	137	26	5	17	110	.553	68	10	73	6	.438	8	3	16-21	299	107	10	.976
Opponents	.229	11	363	44	83	11	0	10	38	.342	38	7	98	12	.312	2	1	1-6	283	85	14	.963

LOB - Team (97), Opp (68). DPs turned - Team (18), Opp (6). CI - Team (0), Opp (1). DBB - Team (2), Hill, C. 1, Williams, S. 1, Opp (1). Picked off - Hill, J. 1.

**(All games Sorted by Earned run avg)**

Player	era	w-l	inn	outs	era	ip	h	r	er	bb	so	2b	3b	hr	b/era	wr	hr	b/era	sh		
18 Barnett, Mason	0.84	1-0	8	2	0/0	0	10.2	7	2	1	7	8	1	0	.189	0	1	0	1	0	
21 Bright, Trace	1.12	2-0	4	3	0/0	0	16.0	10	3	2	3	13	2	0	.182	0	0	0	0	0	
20 Greenhill, Cody	2.89	1-0	2	2	0/0	0	9.1	6	4	3	4	9	1	0	.188	2	1	0	0	0	
27 Thomas, Seb	4.50	0-1	6	0	0/1	0	8.0	7	4	4	3	9	2	0	.269	0	1	0	0	1	
48 Fitts, Richard	7.53	0-2	8	3	0/0	0	14.1	17	18	12	8	10	2	0	.296	1	0	0	0	0	
29 Skipper, Corson	0.00	0-0	6	0	0/1	0	6.2	3	0	0	1	6	0	0	.150	0	0	0	0	0	
40 Burkhalter, Blake	0.00	0-0	4	0	0/1	0	5.1	2	0	0	3	6	0	0	.111	0	1	0	0	0	
26 Mullins, Hayden	0.00	1-0	4	0	0/1	0	4.0	3	0	0	8	8	0	0	.200	0	0	0	0	0	
36 Sokol, Jack	0.00	1-0	1	1	0/1	0	4.0	1	0	0	3	6	1	0	.091	0	0	0	0	0	
32 Swilling, Corson	0.00	0-0	8	0	0/0	0	8.2	1	0	0	1	4	1	0	.077	0	0	0	0	0	
45 Gonzalez, Joseph	2.70	0-0	3	0	0/1	0	3.1	6	1	1	0	3	0	0	.429	0	0	0	0	0	
28 Olovins, Peyton	3.00	0-1	8	0	0/0	0	6.0	5	2	2	1	3	0	0	.238	0	0	0	0	0	
14 Fuller, Brooks	10.80	0-0	4	0	0/0	0	6.2	10	9	8	5	9	0	0	.313	2	2	0	0	0	
16 Hill, Cam	20.25	1-0	8	0	0/0	0	2.2	5	6	6	1	4	1	0	.417	1	1	0	1	0	
Totals	3.52	7-4	11	11	0	1/1	0	99.2	83	44	39	38	98	11	0	.229	6	7	0	2	1
Opponents	9.64	4-7	11	11	0	0/0	1	94.1	137	115	101	68	73	26	5	.338	13	10	1	8	3

PB - Team (2), LaRue, M. 1, Williams, S. 1, Opp (1). Pickoffs - Team (1), Gonzalez, J. 1, Opp (1). SBA/ATT - Williams, S. (0-3), Dyal, R. (1-2), Fitts, R. (3-2), Barnett, M. (0-2), Bright, T. (0-1), Sokol, J. (0-1), LaRue, N. (0-1).

**GAMES SUMMARY**



**2021 Auburn Baseball  
Games Summary for Auburn (as of Mar 08, 2021)  
(All games)**



Score by innings	1	2	3	4	5	6	7	8	9	EX	Total
Auburn	17	9	10	29	10	13	14	8	4	1	115
Opponents	3	3	3	3	10	5	3	1	10	3	44

**Record when ...**

Overall	7-4	After 6 leading	7-2
Conference	0-0	..... trailing	0-2
Non-Conference	7-4	..... tied	0-0
Home games	6-2	After 7 leading	5-2
Away games	0-0	..... trailing	0-2
Neutral site	1-2	..... tied	1-0
Day games	7-4	After 8 leading	5-2
Night games	0-0	..... trailing	0-2
vs Left starter	2-2	..... tied	1-0
vs Right starter	5-2		
1-Run games	1-1	Hit 0 home runs	2-1
2-Run games	0-1	... 1 home run	1-2
5+Run games	6-2	... 2+ home runs	4-1
Extra innings	1-2		
Shutouts	1-0	Opponent 0 home runs	5-1
		..... 1 home run	2-0
Scoring 0-2 runs	1-1	..... 2+ HRs	0-3
..... 3-5 runs	0-1		
..... 6-9 runs	2-2	Made 0 errors	3-0
..... 10+ runs	4-0	.... 1 error	2-4
		.... 2+ errors	2-0
Opponent 0-2 runs	6-0		
..... 3-5 runs	1-1	Opp. made 0 errors	1-2
..... 6-9 runs	0-1	..... 1 error	4-1
..... 10+ runs	0-2	..... 2+ errors	2-1
Scored in 1st inning	3-1	Out-hit opponent	7-1
Opp. scored in 1st	1-1	Out-hit by opponent	0-3
Scores first	6-1	Hits are tied	0-0
Opp. scores first	1-3		

**Record when team scores:**

Runs	0	1	2	3	4	5	6	7	8	9	10+
W-L	0-0	0-0	1-1	0-1	0-0	0-0	2-1	0-0	0-0	0-1	4-0

**Record when opponent scores:**

Runs	0	1	2	3	4	5	6	7	8	9	10+
W-L	1-0	4-0	1-0	1-0	0-1	0-0	0-0	0-0	0-1	0-0	0-2

**Record when leading after:**

Inn.	1	2	3	4	5	6	7	8
W-L	3-1	4-2	5-2	6-2	5-2	7-2	5-2	5-2

**Record when trailing after:**

Inn.	1	2	3	4	5	6	7	8
W-L	0-1	0-2	0-2	0-2	0-2	0-2	0-2	0-2

**Record when tied after:**

Inn.	1	2	3	4	5	6	7	8
W-L	4-2	3-0	2-0	1-0	2-0	0-0	1-0	1-0

Current losing streak: 1  
 Longest winning streak: 5  
 Longest losing streak: 2

Home attendance : 6800 ( 8 dates avg = 850 )  
 Away attendance : 0 ( 3 dates avg = 0 )  
 Total attendance: 6800 ( 11 dates avg = 618 )


# TV/RADIO ROSTER




1 JUDD WARD



2 JOSH HALL



3 BRAYTON BROWN



4 RANKIN WOLEY



5 KASON HOWELL



6 BOBBY PEIRCE



7 COLE FOSTER



8 BRYSON WARE



9 RYAN BLISS



10 TYLER MILLER



11 KADE SNELL



12 CARTER FREDERICK



13 BEN SCHORR




14 BROOKS FULLER



16 CAM HILL



17 RYAN DYAL



18 MASON BARNETT



19 BRODY MOORE



20 CODY GREENHILL



21 TRACE BRIGHT



22 GARRETT WADE




23 PEYTON GLAVINE



24 PEYTON SYBRANDT



25 JOHNNY CECCOLI



26 HAYDEN MULLINS



27 SEB THOMAS



28 NATE LARUE



29 CARSON SKIPPER



32 CARSON SWILLING



33 WILL MORRISON



34 JOHN SAMUEL SHENKER




36 JACK SOKOL



40 BLAKE BURKHALTER




41 STEVEN WILLIAMS



43 RICHARD FITTS



44 JACK OWEN



45 JOSEPH GONZALEZ



47 GARRETT FARQUHAR



30 BUTCH THOMPSON



35 KARL NONEMAKER



39 GABE GROSS



15 TIM HUDSON