



2023-24 AUBURN MEN'S BASKETBALL

12 NCAA TOURNAMENT APPEARANCES || 2019 FINAL FOUR || 6-TIME SEC CHAMPIONS || AUBURNTIGERS.COM || @AUBURNMBB

2023-24 SCHEDULE

OVERALL: 8-2 || SEC: 0-0
HOME: 4-0 || AWAY: 0-1 || NEUTRAL: 4-1

DATE	OPPONENT (TV)	TIME (CT)
Nov. 7	vs. #20/17 Baylor+ (ESPN)	L, 82-88
Nov. 10	SOUTHEASTERN LOUISIANA (SECN+)	W, 86-71
Nov. 16	vs. Notre Dame* (ESPN2)	W, 83-59
Nov. 17	vs. St. Bonaventure* (ESPN2)	W, 77-60
Nov. 21	ALABAMA A&M (SECN+)	W, 84-54
Nov. 29	VIRGINIA TECH% (ESPN2)	W, 74-57
Dec. 3	at Appalachian State (ESPN2)	L, 64-69
Dec. 9	vs Indiana! (ESPN2)	W, 104-76
Dec. 13	vs. UNC Asheville \$ (SECN+)	W, 87-62
Dec. 17	USC (ESPN)	W, 91-75
Dec. 22	ALABAMA STATE (SECN+)	7 p.m.
Dec. 30	CHATTANOOGA (SECN)	8 p.m.
Jan. 2	PENN (SECN)	8 p.m.
Jan. 6	at Arkansas* (ESPN2)	1 p.m.
Jan. 9	TEXAS A&M* (ESPN/ESPN2)	8 p.m.
Jan. 13	LSU* (SECN)	5 p.m.
Jan. 17	at Vanderbilt* (SECN)	8 p.m.
Jan. 20	OLE MISS* (SECN)	7:30 p.m.
Jan. 24	at Alabama* (ESPN)	6:30 p.m.
Jan. 27	at Mississippi State* (SECN)	2:30 p.m.
Jan. 31	VANDERBILT* (ESPN2)	8 p.m.
Feb. 3	at Ole Miss* (SECN)	5 p.m.
Feb. 7	ALABAMA* (ESPN2)	6 p.m.
Feb. 10	at Florida* (SECN)	2:30 p.m.
Feb. 14	SOUTH CAROLINA* (SECN)	7:30 p.m.
Feb. 17	KENTUCKY* (ESPN)	5 p.m.
Feb. 24	at Georgia* (SECN)	5 p.m.
Feb. 28	at Tennessee* (ESPN2)	6 p.m.
Mar. 2	MISSISSIPPI STATE* (ESPN2/ESPNU)	3 p.m.
Mar. 5	at Missouri* (SECN)	8 p.m.
Mar. 9	GEORGIA* (SECN)	5:30 p.m.
Mar. 13-17	at SEC Championship (Nashville, Tenn.)	

All Times Listed Central Time Zone

* Southeastern Conference game

+ Sanford Pentagon (Sioux Falls, S.D.)

^ Legends Classic (Brooklyn, N.Y.)

% ACC/SEC Challenge

! Holiday Hoopsgiving (Atlanta, Ga.)

\$ Rocket City Classic (Huntsville, Ala.)

MEDIA INFORMATION

TV _____ SEC Network+
 Play-By-Play _____ JJ Jackson
 Color Analyst _____ Joe Ciampi
 Producer _____ Brandon Rudy

Radio _____ Auburn Sports Network
 Play-By-Play _____ Andy Burcham
 Color Analyst _____ Sonny Smith
 Local _____ WGZZ 94.3 FM
 Satellite _____ SiriusXM 386
 Online _____ AuburnTigers.com || TuneIn App

Auburn SID Primary Contact _____ Marlene Navor
 Cell Phone _____ 334-750-2381
 E-Mail _____ mnavor@auburn.edu

GAME

11

AUBURN (8-2, 0-0 SEC) vs. ALABAMA ST. (4-6, 0-0 SWAC)

Friday, December 22, 2023 || 7 p.m. CT

Neville Arena (9,121) || Auburn, Ala.

TV: SEC Network+ || Radio: Auburn Sports Network



AUBURN

AP Poll/Coaches Poll _____ RV/RV
 2022-23 Record _____ 21-13, 10-8 SEC
 Head Coach _____ Bruce Pearl
 Career Record (Year) _____ 643-258 (29th)
 Record at Auburn (Year) _____ 181-113 (10th)
 Career Record vs. Alabama State _____ 0-0

ALABAMA STATE

AP Poll/Coaches Poll _____ None
 2022-23 Record _____ 8-23, 6-12 SWAC
 Head Coach _____ Tony Madlock
 Career Record (Year) _____ 28-49 (4th)
 Record at ASU (Year) _____ 12-29 (2nd)
 Career Record vs. Auburn _____ 0-0

Series History || Auburn Leads 5-0 || Last Meeting: W, 94-78, on Dec. 22, 2009, in Auburn, Ala.

» Riding a three-game win streak, Auburn (8-2) welcomes Alabama State (4-6) to Neville Arena for one final test before the holiday break.

» The Tigers will enjoy four days off, prior to returning back to campus to close out non-conference play against Chattanooga on Dec. 30 and Penn on Jan. 2.

» A win on Friday night would give the Tigers their 50th-consecutive home win over a non-conference opponent.


» With its 16-point win over USC on Dec. 17, all eight of Auburn's wins this season have come by at least 15 points and have been by an average of 21.5 points.

» Auburn has used a balanced attack this season as the Tigers have 10 players averaging over 15 minutes per game. AU has had three games, including the last two, where 11 players scored and 10 Tigers have scored in double figures at least once this season.

» For the first time since 2015, the Tigers have posted single-digit turnover totals in three-straight games. In that stretch, Auburn's back court duo of Aden Holloway and Tre Donaldson have combined to average 26.0 points on 54.9 percent shooting from the floor and 46.2 percent from 3-point range and 7.7 assists with a total of just three turnovers.

» Graduate senior forward Jaylin Williams is 17 points away from 1,000 career points, while senior guard K.D. Johnson is five points away from the same milestone.

PROBABLE AUBURN STARTERS



1

ADEN HOLLOWAY
 G • 6-1 • 178 • Fr.
 Charlotte, N.C.

PPG 12.0
 RPG 1.1
 APG 3.6



12

DENVER JONES
 G • 6-4 • 205 • Jr.
 New Market, Ala.

PPG 8.4
 RPG 2.7
 APG 1.9



5

CHRIS MOORE
 F • 6-6 • 220 • Sr.
 West Memphis, Ark.

PPG 3.2
 RPG 2.3
 BPG 0.6



2

JAYLIN WILLIAMS
 F • 6-8 • 245 • Gr.
 Nahant, Ga.

PPG 10.0
 RPG 5.3
 BPG 0.7



4

JOHNI BROOME
 F/C • 6-10 • 240 • Jr.
 Plant City, Fla.

PPG 14.7
 RPG 8.0
 BPG 1.6

OFF THE BENCH

No.	Pos.	Name	Ht.	Wt.	Year	PPG	RPG	Hometown
10	G/F	Chad Baker-Mazara	6-7	180	Jr.	8.7	3.7	Santo Domingo, DR
3	G	Tre Donaldson	6-3	200	So.	8.1	2.4	Tallahassee, Fla.
0	G	K.D. Johnson	6-0	190	Sr.	6.9	1.7	Atlanta, Ga.
44	C	Dylan Cardwell	6-11	255	Sr.	5.2	4.0	Augusta, Ga.
31	F	Chaney Johnson	6-7	220	Jr.	4.1	4.1	Alabaster, Ala.
24	G	Lior Berman	6-4	210	Gr.	1.4	1.2	Birmingham, Ala.
23	F	Addarin Scott	6-9	207	Jr.	0.4	0.4	Dallas, Texas

UNIVERSITY INFORMATION

Location _____ Auburn, Ala.
 Founded _____ 1856
 Enrollment _____ 31,764
 Nickname _____ Tigers
 Colors _____ Burnt Orange and Navy Blue
 Conference _____ Southeastern (SEC)

ADMINISTRATION

President _____ Dr. Christopher B. Roberts
 Director of Athletics _____ John Cohen
 Athletics Phone _____ 855-282-2010

COACHING STAFF

Head Coach _____ Bruce Pearl
 Alma Mater _____ Boston College '82
 Career Record _____ 642-258 (.713)
 Seasons _____ 29
 Record at Auburn _____ 180-113 (.614)
 Seasons _____ 10
 Associate Head Coach _____ Steven Pearl
 Alma Mater _____ Tennessee '10
 Assistant Coach _____ Ira Bowman
 Alma Mater _____ Penn '96
 Assistant Coach _____ Corey Williams
 Alma Mater _____ Oklahoma State '02
 Assistant Coach _____ Chad Prewett
 Alma Mater _____ Troy State '94
 Assistant Coach/Offensive Coordinator _____
 _____ Mike Burgomaster
 Alma Mater _____ Miami '16
 Athletic Trainer _____ Clark Pearson
 Alma Mater _____ Kentucky '96
 Strength & Conditioning Coach _____ Damon Davis
 Alma Mater _____ Western Illinois '03
 Director of Player Development _____ Marquis Daniels
 Alma Mater _____ Auburn '03
 Director of Scouting & Recruiting _____ Ian Borders
 Alma Mater _____ Louisville '07
 Director of Operations _____ Maddux Jeffreys
 Alma Mater _____ Auburn '20

PROGRAM HISTORY

First Year of Basketball _____ 1905-06
 All-Time Record _____ 1449-1247-1 (.537)
 All-Time SEC Record _____ 647-770 (.456)
 SEC Championships _____ 4
 _____ (1960, 1999, 2018, 2022)
 SEC Tournament Titles _____ 2 (1985, 2019)
 NCAA Tournament Appearances _____ 12
 NCAA Tournament Record _____ 19-12
 All-Americans _____ 13
 All-SEC Selections _____ 98

TEAM INFORMATION

2022-23 Record _____ 21-13
 SEC Record (Finish) _____ 10-8 (7th)
 Associated Press Final Ranking _____ N/A
 USA TODAY/Coaches Final Ranking _____ N/A
 Letterwinners Returning/Lost _____ 11/7
 Starters Returning/Lost _____ 2/3
 Newcomers _____ 5

ATHLETICS COMMUNICATIONS

Director (MBB Contact) _____ Marlene Navor
 Alma Mater _____ Washington State '00
 Cell _____ 334-750-2381
 E-Mail _____ mnavor@auburn.edu

THE BUZZ ON ALABAMA STATE

» Alabama State head coach Tony Madlock, who is in his second season with the Hornets, previously spent four seasons as an assistant coach on The Plains under Tony Barbee from 2010-14.

» Auburn is the fifth power conference opponent Alabama State has played this season including LSU and Ole Miss. The Hornets have also played Iowa (Big Ten) and USC (Pac-12). In addition to five power conference opponents, ASU played Memphis, currently ranked No. 23 in the country, and closes the calendar year at South Florida on Dec. 29.

» The Hornets return their top two scorers from last season in Isaiah Range (14.0 ppg last season) and TJ Madlock (11.2 ppg last season). Range and Harris are two of four double-figure scorers ASU has this season – Madlock (16.2 ppg), D'Ante Bass (16.0 ppg), Range (12.2 ppg) and CJ Hines (12.0 ppg).

SERIES HISTORY

» Auburn holds a 5-0 advantage in the all-time series with Alabama State having last met the Hornets (W, 94-78) on Dec. 22, 2009, in Beard-Eaves Memorial Coliseum.

» Four of the previous five games have been played in Auburn with the lone exception being a 63-60 decision at Alabama State on Nov. 16, 2007, in Montgomery.

» This is Alabama State's first game inside of Neville Arena. It is also the third-straight game in the series that has been played on Dec. 22.

Date	Location	Result
Dec. 11, 1989	Auburn, Ala.	W, 98-79
Dec. 17, 1994	Auburn, Ala.	W, 102-62
Nov. 16, 2007	Montgomery	W, 63-60
Dec. 22, 2008	Auburn, Ala.	W, 77-72
Dec. 22, 2009	Auburn, Ala.	W, 94-78

TIGERS vs. THE SWAC

» Auburn is 37-0 all-time against the current members of the SWAC including an 84-54 victory over Alabama A&M on Nov. 21 at Neville Arena.

» Alabama A&M and Alabama State were both picked to finish seventh in the preseason SWAC poll.

AUBURN IN KENPOM RANKINGS

» Auburn is No. 7 in the latest KenPom Rankings and one of just six teams in the country ranked in the Top 20 of KenPom's adjusted offensive efficiency and adjusted defensive efficiency, next to Arizona, BYU, UConn, Houston and Purdue.

» The last 21 national champions have all finished in the Top 39 in both offensive and defensive efficiency. Each of them have been in the Top 39 in offensive efficiency and the Top 22 in defensive efficiency. Historically, all but two have finished in the Top 20 in both categories.

Team	Offense	Defense
Arizona	6	2
Auburn	12	17
BYU	14	9
UConn	3	19
Houston	16	1
Purdue	2	12

SELLING OUT NEVILLE ARENA

» Auburn is one of only 16 NCAA Division I teams at or above 100 percent capacity crowds for the season next to UConn, Dayton, Duke, FAU, Gonzaga, Grand Canyon, Houston, Kansas, Merrimack, Michigan State, Purdue, Rutgers, St. John's, Villanova and Xavier.

» A ticket to Neville Arena is hard one to come by as season tickets have been sold out every year under Bruce Pearl.

» The Tigers have sold out the last 43-consecutive games at Neville Arena.

AUBURN OFF TO A HOT START

» The Tigers are off to an 8-2 start to the season – the sixth time in the last seven seasons Auburn has started 8-2 or better.

» Auburn is inching closer to being ranked this season receiving votes in both national polls this week. The Tigers are No. 27 with 87 votes in the Associated Press Top 25 Poll and No. 26 with 60 votes in the Coaches Top 25 Poll.

SEASON	START
2017-18	16-1
2018-19	9-1
2019-20	15-0
2021-22	22-1
2022-23	11-2
2023-24	8-2

DYNAMIC DUO

» Over the last three games versus Indiana, UNC Asheville and USC combined, Auburn's point guard duo of Aden Holloway and Tre Donaldson have averaged 26.0 points per game on 54.9 percent shooting from the floor. The back court tandem has also shot 46.2 percent from 3-point range and dished out 7.7 assists per contest with just three turnovers.

MAKING EVERY SHOT COUNT

» Auburn went 25-of-32 from the free throw line versus USC, after going 12-of-15 from the charity stripe against UNC Asheville and 20-of-23 against Indiana. During that stretch of games, the Tigers have converted 57-of-70 (81.4 percent) attempts from the charity stripe.

» AU is 7-0 this season when the Tigers shoot at least 70 percent from the free throw line.



PLAYER TO WATCH: DENVER JONES

» Junior guard Denver Jones scored 12 points on 2-of-2 shooting from long range and 6-of-6 from the foul line against USC on Dec. 17. It was his second 12-point performance in the last three games after he went for 12 points in the Tigers' win over Indiana. Jones also put up double digits against then No. 20-ranked Baylor (13 points) in the team's season opener and versus St. Bonaventure (12 points) in the championship game of the Legends Classic.

» Jones has made his last 20-consecutive free throws. He currently leads the SEC and ranks 22nd nationally with a 92.6 percent accuracy from the free throw line this season.

» Auburn is the only team that has two of the Top 5 free throw shooters in the SEC as junior combo guard/forward Chad Baker-Mazara, ranks fifth shooting 87.9 percent from the charity stripe.

» The school record for consecutive free throws made (34) was set last season by former Auburn guard Wendell Green Jr.

ROAD WARRIORS

- » Auburn is one of four power conference teams that has played six games away from home this season.
- » The Tigers are 4-2 away from Neville Arena as they beat Notre Dame, 83-59, and St. Bonaventure, 77-60, in Brooklyn, N.Y., to win the Legends Classic.
- » Auburn also defeated Indiana, 104-76, as part of Holiday Hoopsgiving in Atlanta and UNC Asheville, 87-62, as part of the Rocket City Classic in Huntsville, Ala.
- » The Tigers lone true road game in the non-conference season was at Appalachian State (L, 64-69).

Team	Road	Neutral
Auburn	0-1	4-1
Michigan	2-1	1-2
Texas A&M	2-1	2-1
Villanova	0-2	3-1

DOMINATING THE PAINT

- » Auburn scored a season-high 50 points in the paint in its win over UNC Asheville on Dec. 13. The Tigers have scored at least 40 points in the paint in five of the last six games after scoring 40 paint points against Alabama A&M and 42 paint points against Virginia Tech, Appalachian State and USC.
- » Over that stretch, AU averaged 41.3 points in the paint per game. For the season, the Tigers are averaging 38.8 points per game in the paint, which is 46.6 percent of the team's total points.
- » The Tigers have outscored their opponent in the paint in 9-of-10 games this season and were even with St. Bonaventure in paint points. Auburn is plus-102 (10.2 ppg) on points in the paint for the season.
- » Auburn also set season highs with 51 bench points and 23 fast-break points against UNC Asheville. The Tigers' previous season highs were 49 bench points against Alabama A&M and 20 fast-break points against Alabama A&M and Indiana.
- » AU is sixth in the country averaging 37.60 bench points per game for the season, which is 45.2 of the Tigers' total points. Eleven Tigers scored in a game three times this season including the Alabama A&M, UNC Asheville and USC contests.

PRODUCING ON BOTH ENDS OF THE FLOOR

- » Auburn, which is fourth in the SEC in scoring offense at 83.20 points per game and scoring defense at 67.10 points per game, is the only team that ranks in the Top 5 in the league in both categories.
- » The Tigers have the third-highest scoring offense and the fourth-best scoring defense through 10 games in Bruce Pearl's tenure on The Plains.

Year-By-Year Scoring Offense Under Pearl

2014-15: 65.8
2015-16: 83.8
2016-17: 82.3
2017-18: 87.1
2018-19: 85.9
2019-20: 83.0
2020-21: 76.8
2021-22: 84.2
2022-23: 73.0
2023-24: 83.2

Year-By-Year Scoring Defense Under Pearl

2014-15: 69.1
2015-16: 77.7
2016-17: 72.7
2017-18: 71.7
2018-19: 62.3
2019-20: 67.7
2020-21: 71.8
2021-22: 65.1
2022-23: 61.0
2023-24: 67.1

TAKING CARE OF THE BALL

» After tying a program record with just three turnovers against Indiana, Auburn committed seven turnovers against UNC Asheville and eight turnovers versus USC. It marked the first time an Auburn team has had three-straight games with single-digit turnovers since having nine turnovers at Texas A&M and Missouri and against Georgia from Feb. 28, 2015, to March 7, 2015.

» Auburn has had four single-digit turnover totals in the last five games and has averaged just 7.2 turnovers during that period. For the season, the Tigers are fourth in the SEC averaging 10.1 turnovers per game.

SHARING THE ROCK

» Auburn ranks No. 10 nationally and tied for first in the SEC averaging 19.1 assists per game. The Tigers have recorded at least 18 assists in eight games, including their first five games this season, and have dished out at least 17 assists in all but one game. They are one of three NCAA Division I teams with at least eight games with 17+ assists and one of three teams with at least seven games with 18+ assists.

» Floor general Aden Holloway leads Auburn in the assists category tied for 11th in the SEC dishing out 3.6 assists per game.

» Auburn recorded a season-high 25 assists, which was its most since dishing out 26 assists versus Nebraska in its 2021 Holiday Hoopsgiving game, against Indiana on Dec. 9 in Atlanta. Eight Tigers had at least one assist against the Hoosiers.

» In the Bruce Pearl Era, his 2019-20 squad dished out 27 assists versus CSUN on Nov. 15, 2019. The school record for most assists in a single game is 33 against Troy in 1991 and versus LSU in 1994.

Teams with 17+ assists in eight games this season

Auburn

BYU

Kansas

Teams with 18+ assists in seven games this season

BYU (9)

Kansas

Auburn

3-POINT DEFENSE

» Auburn is third in the SEC in three-point field goal percentage defense, allowing opponents to shoot only 29.3 percent from behind the arc this season.

» The Tigers have allowed just 5.0 three-pointers per game on 29.4 percent shooting in four home games this season. Auburn has held opponents to shoot just 38-of-152 (25.0 percent) from deep in its eight wins, an average of 4.75 3-pointers per game.

» AU held Notre Dame (2-of-26) and St. Bonaventure (3-of-24) to 5-of-50 (10.0 percent) shooting from long range in its two wins enroute to the Legends Classic Championship title in Brooklyn, N.Y. The Tigers followed that up by holding Alabama A&M to 3-of-15 from deep for a three-game total of 8-of-65 (12.3 percent).

TIGERS BREAK THE CENTURY MARK

» With the 104-76 rout of Indiana, Auburn recorded its first 100-point game since a 100-81 win over Alabama on Feb. 1, 2022. It was the most points the Tigers have scored since a 115-109 double-overtime loss to UConn on Nov. 24, 2021, and the most in regulation since a 109-86 win at South Carolina on Jan. 23, 2021. Auburn also posted a season high for points in a half by scoring 52 points in each half against the Hoosiers.

» Aden Holloway and Jaylin Williams led six Tigers in double figures with 24 points apiece in its win over the Hoosiers, becoming the first Tiger teammates to record 20-point games in the same game since Jabari Smith (31 points) and Walker Kessler (22) did so against Vanderbilt on Feb. 16, 2022.

» It was also the first time Auburn had six players score in double figures in a game since the first round of last year's NCAA Tournament against Iowa, which is the last time the Tigers faced a Big Ten Conference opponent prior to the Indiana game. Joining Holloway and Williams in double figures were K.D. Johnson (14), Denver Jones (12), Chad Baker-Mazara (11) and Tre Donaldson (10).

FRESHMAN PHENOM

» Freshman Aden Holloway scored a career-high 24-point performance against Indiana as he made 5-of-8 from 3-point range against the Hoosiers on Dec. 9. In the Tigers' last game, Holloway scored 15 points on 5-of-10 field goals and 4-of-7 from long range, tied a career high with six assists and pulled down a pair of rebounds against USC on Dec. 17. He is one of four NCAA Division I freshmen, including one of two from a power conference, averaging 12.0 points, 3.0 assists and shooting at least 35.0 percent from 3-point range and at least 75 percent from the free-throw line this season.

» Holloway has six double figure scoring games and four games with four-plus 3-pointers this season. For the season, he is second in the SEC with a 3.60 assist-to-turnover ratio, fifth in 3-point percentage (39.7), fifth in 3-pointers made per game (2.5) and tied for 11th averaging 3.6 assists per game.

» Holloway has started each of Auburn's last eight games, becoming the 15th different freshman to start a game for Auburn in Bruce Pearl's 10 seasons as the Tigers' head coach. Auburn is 7-1 with Holloway in the starting lineup. Jabari Smith leads all Auburn freshmen under Pearl with 34 starts in 2021-22. The group has combined to start 264 games.

Freshman Starters Under Bruce Pearl

Player	Season	Starts
Jabari Smith	2021-22	34
Mustapha Heron	2016-17	32
Jared Harper	2016-17	30
Isaac Okoro	2019-20	28
JT Thor	2020-21	27
Danjel Purifoy	2016-17	25
Austin Wiley	2016-17	22
Horace Spencer	2015-16	18
Sharife Cooper	2020-21	12
Bryce Brown	2015-16	11
Aden Holloway	2023-24	8
Justin Powell	2020-21	7
TJ Lang	2014-15	6
Allen Flanigan	2019-20	3
Anfernee McLemore	2016-17	1

Freshman Starts By Season Under Pearl

Season	Starts
2014-15	6
2015-16	29
2016-17	110
2017-18	0
2018-19	0
2019-20	31
2020-21	46
2021-22	34
2022-23	0
2023-24	8

Power Conference Freshmen averaging 12.0 ppg, 3.0 apg and shooting 35% from 3PT range and 75% from FT line

Player	School	PPG	APG	3FG%	FT%
Malik Mack	Harvard	20.1	4.4	47.2	82.5
Dedan Thomas Jr.	UNLV	13.6	6.0	41.7	77.4
Reed Sheppard	Kentucky	12.8	3.6	57.1	93.3
Aden Holloway	Auburn	12.0	3.6	39.7	77.8

Auburn Top Freshman Debuts

Player	Year	Opponent	Points
Sharife Cooper	2020	Alabama	26
Eddie Johnson	1973	Clemson	26
Jay Heard	1998	SE Louisiana	20

2023-24 NCAA Division I Freshmen Collegiate Debuts

Markus Burton, Notre Dame	29 points vs. Niagara
Ja'Kobe Walter, Baylor	28 points vs. Auburn
Tanner Toolson, Utah Valley	25 points vs. Carroll College
Garrett Johnson, George Washington	21 points vs. Stonehill
Aden Holloway, Auburn	19 points vs. #17 Baylor
Elijah Jones, UTEP	19 points vs. McMurry



WILLIAMS WINNINGEST PLAYER IN PROGRAM HISTORY

» After graduating with a bachelor's degree in kinesiology in May, Jaylin Williams chose to come back for his fifth and final year on The Plains. Last season, he was the team's third-leading scorer (11.2 ppg) and third-leading rebounder (4.7 rpg) in 2022-23.

» With the Tigers' win over Southeastern Louisiana on Nov. 10 at Neville Arena, Williams became the winningest player in program history with 88 career (and now 95) victories to date. He was previously tied with former Tigers Allen Flanigan (2019-23), Anfernee McLemore (2016-20) and Scott Pohlman (1997-2001).

» Entering the season with 107 career games played, he needs to appear in 20 games this season to crack Auburn's career games played list and is now 17 games (117) behind Frankie Sullivan's record of 134 games played from 2009-13.

ALL-TIME WINNINGEST AUBURN PLAYERS (minimum 90 career games played)

1. Jaylin Williams (2019-Present)	95
2T. Allen Flanigan (2019-23)	87
2T. Anfernee McLemore (2016-20)	87
2T. Scott Pohlman (1997-01)	87
5T. Doc Robinson (1996-00)	85
5T. Daymeon Fishback (1996-00)	85
5T. Mamadou N'Diaye (1996-00)	85
8. Mack McGadney (1998-02)	83
9. Chuck Person (1982-86)	79
10. Marquis Daniels (1999-03)	76

DOMINATING NON-CONFERENCE FOES

» Auburn owns an 92-25 (.786) winning record in regular-season games against non-conference opponent under Coach Pearl. The Tigers lead the SEC, with a .848 winning percentage (78-14 record) in regular-season non-conference games over the last seven-plus seasons.

Team	2016-17	2017-18	2018-19	2019-20	2020-21	2021-22	2022-23	2023-24	Total
Auburn	6-2	12-1	11-2	13-0	6-3	12-1	10-3	8-2	78-14 (.848)
Arkansas	11-2	11-2	9-4	12-1	12-3	11-2	1-2	7-4	84-20 (.808)
Miss. State	9-3	12-1	12-1	9-4	10-5	9-4	12-1	9-2	82-21 (.796)
Tennessee	8-5	10-2	12-1	8-5	8-2	9-3	11-2	8-3	74-23 (.763)
LSU	8-4	9-3	10-3	9-4	8-4	12-1	11-2	6-5	73-26 (.737)
Kentucky	10-3	11-2	11-2	10-3	1-7	11-2	9-4	8-2	71-25 (.740)
Georgia	9-4	9-3	9-4	10-3	7-1	5-8	10-3	7-3	66-29 (.695)
Ole Miss	9-4	7-6	10-3	9-4	6-4	9-4	8-5	11-0	69-30 (.697)
Texas A&M	8-4	11-2	7-5	6-6	6-2	11-2	8-5	7-4	64-30 (.681)
Alabama	7-5	9-4	9-4	8-5	10-5	10-3	10-3	6-4	69-33 (.683)
Missouri	5-7	10-3	9-3	8-5	8-2	6-7	12-1	7-4	65-32 (.676)
Florida	10-3	9-4	8-5	8-5	6-3	10-3	7-6	8-3	66-32 (.673)
South Carolina	10-3	9-4	5-8	8-5	2-3	9-3	7-6	10-1	60-33 (.645)
Vanderbilt	7-6	6-7	9-4	8-5	6-3	8-4	7-6	4-7	55-42 (.567)

Year-by-Year Regular Season Record vs. Non-Conference Opponents Under Bruce Pearl

2014-15	8-5
2015-16	6-6
2016-17	6-2
2017-18	12-1
2018-19	11-2
2019-20	13-0
2020-21	6-3
2021-22	12-1
2022-23	10-3
2023-24	8-2
Totals	92-25 (.786)

CLOSING IN ON 1,000

» K.D. Johnson (Georgia-Auburn combined) and Jaylin Williams are all closing in on 1,000 career points. Johni Broome (1,598), Chaney Johnson (1,236) and Denver Jones (1,037) have already reached that milestone in their combined Morehead State-Auburn, UAH-Auburn and FIU-Auburn careers respectively.

» Williams would become the 39th player in program history to gain entrance into the 1,000-Career Point Club – the first in five years since Bryce Brown (8th, 1,673) and Jared Harper (13th, 1,227) did so during their senior campaigns that ended in the 2019 national semifinals.

Player	Career Points
--------	---------------

Denver Jones	1,037 (his second made free throw in the second half vs. Virginia Tech on 11/29/23)
--------------	---

K.D. Johnson	995 (5 points away)
---------------------	----------------------------

Jaylin Williams	983 (17 points away)
------------------------	-----------------------------

2024 SIGNING CLASS

The Tigers signed two top recruits in the early signing period - five-star Tahaad Pettiford and Jahki Howard.

Rated the No. 2 point guard and No. 21 overall player in the Class of 2024 by 247 Sports, Pettiford played AAU basketball for New Heights Lightning on the EYBL circuit, shooting 33.5 percent from the 3-point line and averaging 13.3 points per game. He burst onto the scene over the summer as one of the best scoring guards in the country.

One of the most athletic players in his class, Howard is a four-star recruit rated No. 85 overall and No. 20 at his position by 247 Sports. Known as the best dunker in high school basketball going viral on social media, he is currently averaging 15.9 points, 5.3 rebounds, 1.4 assists, 1.9 steals and 0.5 blocks per game in the preseason for Overtime Elite.

Tahaad Pettiford, G, 5-10, 175, Jersey City, N.J. (Hudson Catholic Regional High School)

"Tahaad is a very unique player. He is a gifted scorer with an unlimited range. Instant offense. He has tremendous speed, quickness and athletic jumping ability. Tahaad is a very tough cover and uses that athleticism to be a pest defensively. (Assistant Coach) Ira Bowman did a tremendous job of identifying Tahaad very early on in the recruiting process and developed a close, trusting relationship. Tahaad will have a Pied Piper effect on our program. Guys will want to play with him." - Head Coach Bruce Pearl

Jahki Howard, F, 6-6, 185, Boston, Mass. (Overtime Elite)

"Jahki is one of the most underrated prospects in the 2024 class. We've been watching and recruiting him since his freshman year - seeing so much growth, maturity and commitment to becoming great. His basketball IQ, his athleticism and his motor make him a great fit for our program." - Head Coach Bruce Pearl

CLEANING THE GLASS

» Junior transfer Chaney Johnson pulled down 11 rebounds off the bench against Southeastern Louisiana on Nov. 10. He is the ninth player in Bruce Pearl's 10 seasons at Auburn to grab at least 11 boards in a game as a reserve and the first since Jaylin Williams had 11 rebounds versus Texas A&M on Feb. 12, 2022. For the season, Johnson is third on the team averaging 5.4 boards per game.

Date	Player	Opponent	Rebounds
Nov. 14, 2018	Horace Spencer	Mississippi College	17
Nov. 29, 2017	Anfernee McLemore	Dayton	13
Dec. 22, 2015	Cinmeon Bowers	New Mexico	12
Feb. 27, 2016	Tyler Harris	Alabama	12
Nov. 26, 2020	Jaylin Williams	Saint Joseph's	11
March 5, 2016	Cinmeon Bowers	Mississippi State	11
Jan. 31, 2017	Anfernee McLemore	Tennessee	11
Feb. 12, 2022	Jaylin Williams	Texas A&M	11
Nov. 10, 2023	Chaney Johnson	Southeastern Louisiana	11

NOT NEW KIDS ON THE BLOCK

» Senior center Dylan Cardwell tied a career high with a game-high five blocks against Baylor, the most blocks by an Auburn player this season. Cardwell previously set his career high against South Florida and George Mason in 2022. He ranks 12th in the SEC averaging 1.10 blocks per contest.

» Auburn, Arkansas and Missouri are the only teams with two of the Top 12 shot blockers in the league.

» His teammate Johni Broome, has blocked 12 shots in the last five games and is tied for fifth in the SEC averaging 1.60 blocks per game this season. Auburn has blocked at least five shots in seven of 10 games this season.

ELITE IN THE SEC

» Auburn leads the SEC with a .719 winning percentage and is one win behind Tennessee for most wins in the league with 151 victories over the last six-plus seasons. The Tigers have also won the second-most SEC Championship titles (3) and second-most NCAA Tournament games (7) in that span behind Alabama's four titles and Arkansas' eight NCAA Tournament victories.

Team	2017-18	2018-19	2019-20	2020-21	2021-22	2022-23	2023-24	Total
Tennessee	26-9	31-6	17-14	18-9	27-8	25-11	8-3	152-60
Auburn	26-8	30-10	25-6	13-14	28-6	21-13	8-2	151-59
Kentucky	26-11	30-7	25-6	9-16	28-8	22-12	8-2	148-62
Arkansas	23-12	18-16	20-12	25-7	28-9	22-14	7-4	143-74
Alabama	20-16	18-16	16-15	26-7	19-14	31-6	6-4	136-78
Mississippi State	25-12	23-11	20-11	18-15	18-16	21-13	9-2	134-80
LSU	18-15	28-7	21-10	19-10	22-12	14-19	6-5	128-78
Texas A&M	22-13	14-18	16-14	8-10	27-13	25-10	7-4	119-82
Florida	21-13	20-16	19-12	15-10	20-14	16-17	8-3	119-85
Missouri	20-13	15-17	15-16	16-10	12-21	25-10	7-4	110-91
South Carolina	17-16	16-16	18-13	6-15	19-13	11-21	10-1	97-95
Ole Miss	12-20	20-13	15-17	16-12	13-19	12-21	11-0	99-102
Georgia	18-15	11-21	16-16	14-12	6-26	16-16	7-3	88-109
Vanderbilt	12-20	9-23	11-21	9-16	19-17	22-15	4-7	86-119

PEARL MOVING UP IN CAREER COACHING WINS AT AUBURN

» Auburn's win over UNC Asheville in Huntsville on Wednesday night was Bruce Pearl's 900th career game overall and 180th victory at Auburn. He is now five wins behind Cliff Ellis, who went 186-125 from 1994-95 to 2003-04, for second on Auburn's all-time head coaching wins list.

» Pearl is in his 10th season as Auburn's head coach with a 181-113 record on The Plains. In the team's season opener, he surpassed Sonny Smith, who led Auburn to a 173-154 mark in 11 seasons from 1978-89, for third all-time in program history. Joel Eaves leads the way with 213 wins from 1949-63.

COACH	SEASONS	YEARS	RECORD
1. Joel Eaves	14	1949-50 to 1962-63	213-100
2. Cliff Ellis	10	1994-95 to 2003-04	186-125
3. Bruce Pearl	10	2014-15 to Present	181-113
4. Sonny Smith	11	1978-79 to 1988-89	173-154
5. Bill Lynn	10	1963-64 to 1972-73	130-124

RETURNING PRODUCTION

» Auburn returns 58.1 percent of its minutes, 60.2 percent of its scoring and 61.3 percent of its rebounding from last season. The Tigers return five of their Top 7 scorers - three of the five players, who averaged 20 minutes per game, and three of five players, who recorded at least 100 rebounds last season.

JOHNSON ENDS LAST SEASON ON HOT STREAK

» Last season, K.D. Johnson shot 16-of-29 (55.2%) from 3-point range over the last nine games shooting 25.3 percent (20-of-79) from long range in the first 24 games. Johnson averaged 10.6 points over the last nine contests of the season.

AUBURN vs. THE TOP 25

Auburn is 77-224 against AP Top 25 teams all-time including 18-28 under Bruce Pearl. The Tigers set a program record with six wins against ranked opponents during the 2018-19 season including five straight from the SEC Championship through their run to the Final Four. Additionally, Auburn is 103-32 as a ranked team in the Pearl Era.

IT JUST MEANS MORE

» Auburn was predicted to finish sixth in the preseason SEC media poll behind preseason favorite Tennessee, Texas A&M, Arkansas, Kentucky and Alabama.

WELCOME TO AUBURN'S BLOCK PARTY

» Auburn is the only team that has finished in the Top 25 in the country in blocked shots per game in each of the previous seven seasons. No other team has finished in the Top 25 in blocks per game in more than five seasons over that stretch. The Tigers have blocked 1,345 shots since the start of the 2016-17 season.

» The Tigers are averaging 5.5 blocks per game this season, which is ranked No. 18 nationally.

MOST SEASONS IN TOP 25 IN BLOCKS PER GAME OVER THE LAST SEVEN SEASONS

1. Auburn - 7

2T. Connecticut - 5
 2T. Michigan State - 5
 2T. Washington - 5
 5T. Duke - 4
 5T. Florida State - 4
 5T. Kentucky - 4
 5T. Marshall - 4
 5T. Syracuse - 4
 5T. USC - 4

MOST BLOCKS IN DIVISION I SINCE THE START OF 2016-17 SEASON

Team	Blocks
Auburn	1,345
Duke	1,330
Michigan State	1,240
Marshall	1,214
UConn	1,213

Season	BPG	DI Rank
2023-24	5.5	No. 18
2022-23	5.1	No. 12
2021-22	8.0	No. 1
2020-21	6.0	No. 1
2019-20	4.9	No. 21
2018-19	4.8	No. 22
2017-18	5.3	No. 14
2016-17	5.1	No. 22

TIGERS ADD 3-POINT SHOOTERS

» After finishing 12th in the SEC shooting 31.4 percent from 3-point range last season, Auburn added three transfers who can shoot it from long range.

Player	Season	School	3FGM	3FGA	3FG%
Chad Baker-Mazara	2020-21	Duquesne	25	60	.417
	2021-22	San Diego State	22	56	.393
	2022-23	NW Florida State College	67	143	.469
		Totals	114	259	.440
Denver Jones	2020-21	Garden City CC	36	90	.400
	2021-22	FIU	49	142	.345
	2022-23	FIU	58	158	.367
		Totals	143	390	.367
Chaney Johnson	2020-21	UAH	11	28	.393
	2021-22	UAH	32	69	.464
	2022-23	UAH	24	83	.289
		Totals	67	180	.372
		Combined Totals	324	829	.391

MR. DOUBLE-DOUBLE

» Junior big man Johni Broome recorded his second-straight game with at least 20 points and 10 rebounds with 21 points and 13 rebounds at Appalachian State on Dec. 3, after posting a 30-point, 13-rebound performance against Virginia Tech on Nov. 29.

» It was the second time in his career Broome has posted consecutive games of 20 points and 10 rebounds and the first time since the 2021-22 season when he scored 24 points and grabbed 13 rebounds at ETSU and followed that up with 20 points and 12 rebounds at Xavier, while at Morehead State. It is one of 17 30-point, 10-rebound games by a NCAA Division I player this season.

» Broome has recorded 50 career double-doubles (14 of those at Auburn). His 30-point, 13-rebound outing versus the Hokies was the first 30-point/10-rebound game by an Auburn player since Mustapha Heron had 31 points and 10 rebounds vs. Winthrop on Nov. 24, 2017.

» He is one of 20 NCAA Division I players to record a double-double in each of his team's first two games this season.

» Broome had his streak of double-figure scoring games snapped at 16 against Indiana. He is fourth in the SEC averaging 8.0 rebounds per game and 17th in scoring at 14.7 points per game.

JOHNI BROOME'S CAREER DOUBLE-DOUBLES BY SEASON

2020-21: 13*

2021-22: 23*

2022-23: 10

2023-24: 4

*at Morehead State

ACTIVE NCAA DIVISION I CAREER DOUBLE-DOUBLE LEADERS

Player	School	Double-Doubles	Games Played
Armando Bacot	North Carolina	73	142
Norchad Omier	Miami (Fla.)	55	99
Fardaws Aimaq	California	51	104
Johni Broome	Auburn	50	107
Enrique Freeman	Akron	50	107

30-point games in the SEC this season

Date	Player	School	Points	Opponent
11/29	Dalton Knecht	Tennessee	37	North Carolina
12/9	Mark Sears	Alabama	35	Purdue
11/24	Wade Taylor IV	Texas A&M	35	Florida Atlantic
11/24	Tramon Mark	Arkansas	34	North Carolina
12/16	Wade Taylor	Texas A&M	34	Houston
12/16	Jordan Wright	LSU	33	Texas
11/29	Johni Broome	Auburn	30	Virginia Tech

30-point/10-rebound/3-block games in NCAA Division I this season

Date	Player	School	Points/Rebounds/Blocks	Opponent
11/10	Isaiah Cozart	Eastern Kentucky	33/14/4	Wilberforce
11/6	Quinten Post	Boston College	31/11/4	Fairfield
11/14	Great Osobor	Utah State	31/10/3	Southern Utah
11/29	Johni Broome	Auburn	30/13/3	Virginia Tech
12/1	Zach Edey	Purdue	35/14/3	Northwestern
12/9	Tymu Chenery	Binghamton	31/12/4	Le Moyne

PEARL AMONG THE BEST OF THE BEST

» Bruce Pearl ranks No. 13 among active NCAA Division I coaches in career wins (643), third among active SEC men's basketball coaches. He also ranks No. 19 among active NCAA All-Division coaches in career wins (643) and No. 8 all-time among winningest SEC coaches with 326 career wins (UT and AU combined).

MOST OVERALL COLLEGIATE HEAD COACHING WINS AMONG ACTIVE SEC COACHES

Coach	School	Wins
John Calipari	Kentucky	798
Rick Barnes	Tennessee	787
Bruce Pearl	Auburn	643
Buzz Williams	Texas A&M	334
Mike White	Florida	266

PLAYER NOTES

0

K.D. JOHNSON

	GP-GS	PPG	RPG	FG%	FT%
2023-24	10-0	6.9	1.7	.407	.789
Career	93-31	10.7	2.4	.393	.690

Sr. | G | 6-0 | 190 | Atlanta, Ga. | Georgia

- Averaging 6.9 ppg off the bench. • Five pts away from 1,000 career points.
- Team's Sixth Man last season averaging 8.9 ppg off the bench. • Notched season-high 14 points in front of hometown crowd in Atlanta vs. Indiana.

Career Highs	
Pts	27
Reb	8
Ast	7
Stl	5 (2x)
Min	37

1

ADEN HOLLOWAY

	GP-GS	PPG	RPG	FG%	FT%
2023-24	10-8	12.0	1.1	.363	.778
Career	10-8	12.0	1.1	.363	.778

Fr. | G | 6-1 | 178 | Charlotte, N.C. | Prolific Prep

- Led the Tigers with a team-high 15 pts in the win over USC. • Has now scored in double figures on six occasions. • Boasts a 3.60 assist-to-turnover ratio (36-10) this season. • AU's sixth-ever McDonald's High School All-American.

Career Highs	
Pts	24
Reb	3
Ast	6
Stl	3
Min	26 (2x)

2

JAYLIN WILLIAMS

	GP-GS	PPG	RPG	FG%	FT%
2023-24	10-3	8.1	2.4	.561	.889
Career	117-70	8.4	3.8	.492	.738

Gr. | F | 6-8 | 245 | Nahunta, Ga. | Brantley County HS

- Registered 14 points on 6-of-9 shooting from the field vs. USC. • 17 pts away from 1,000 career points. • Named SEC POTW for the first time of his career on Dec. 11. • Winningest player in program history (95 career wins & counting).

Career Highs	
Pts	24 (2x)
Reb	11 (2x)
Ast	8
Stl	4
Min	37

3

TRE DONALDSON

	GP-GS	PPG	RPG	FG%	FT%
2023-24	10-3	8.1	2.4	.561	.889
Career	42-3	3.8	1.7	.462	.655

So. | G | 6-3 | 210 | Tallahassee, Fla. | Florida St. Univ. School

- Has scored in double figures in three of the team's last four contests.
- Currently boasts a 2.27 assist-to-turnover ratio (34-to-15) as the team's back-up floor general. • Has made three starts this season.

Career Highs	
Pts	15
Reb	7
Ast	7
Stl	4
Min	29

4

JOHNI BROOME

	GP-GS	PPG	RPG	FG%	FT%
2023-24	10-9	14.7	8.0	.514	.544
Career	107-103	14.9	9.2	.546	.597

Jr. | F/C | 6-10 | 240 | Plant City, Fla. | Morehead State

- Preseason All-SEC First Team selection and John R. Wooden and Naismith POTY Award candidate. • The Tigers' top returning player averaging a team-leading 14.7 points, 8.0 rebounds and 1.6 blocks per game this season.

Career Highs	
Pts	32
Reb	18 (2x)
Ast	5 (3x)
Stl	4
Min	37

5

CHRIS MOORE

	GP-GS	PPG	RPG	FG%	FT%
2023-24	10-10	3.2	2.3	.440	.692
Career	91-26	2.8	1.9	.492	.671

Sr. | F | 6-6 | 220 | West Memphis, Ark. | West Memphis HS

- One of two players to start in all 10 games of the season. • Had surgery this summer on his right shoulder. • Major vocal presence on the team in the locker room and on the floor. • Registered 3 points and two rebounds vs. USC.

Career Highs	
Pts	16
Reb	7
Ast	4
Stl	3 (2x)
Min	25 (2x)

10

CHAD BAKER-MAZARA

	GP-GS	PPG	RPG	FG%	FT%
2023-24	10-0	8.7	3.7	.439	.879
Career	56-13	7.6	2.6	.429	.868

Jr. | G/F | 6-7 | 180 | Santo Domingo, DR | NW Florida State College

- One of the Top 100 JUCO transfers in the country (No. 13).
- Contributed 7 points, 4 points and one steal in the win over USC on Dec. 17.
- First Auburn player hailing from the Dominican Republic.

Career Highs	
Pts	23
Reb	7
Ast	6
Stl	3 (5x)
Min	34

12

DENVER JONES

	GP-GS	PPG	RPG	FG%	FT%
2023-24	10-9	8.4	2.7	.404	.926
Career	69-44	15.0	3.6	.437	.873

Jr. | G | 6-4 | 205 | New Market, Ala. | FIU

- Ranked No. 25 nationally last season averaging 20.1 points per game at FIU.
- 2023 All-Conference USA First Team performer. • One of 5 players in double figures vs. USC (12 pts). • Rated No. 26 transfer in the country. 247Sports.

Career Highs	
Pts	30
Reb	13
Ast	6 (3x)
Stl	4 (6x)
Min	47

20

CARTER SOBERA

	GP-GS	PPG	RPG	FG%	FT%
2023-24	5-0	0.0	0.2	.000	.000
Career	12-0	0.3	0.4	1.000	.333

Sr. | G | 6-5 | 210 | Birmingham, Ala. | Mountain Brook HS

- Two-Time SEC Academic Honor Roll and NABC Honors Court student.
- Walk-on who played high school basketball w/ AU teammate Lior Berman.
- Scored team's 100th point in Tigers' 102-66 exhibition victory over AUM.

Career Highs	
Pts	3
Reb	2
Ast	1
Stl	1
Min	2 (3x)

23

ADDARIN SCOTT

	GP-GS	PPG	RPG	FG%	FT%
2023-24	5-0	0.4	0.4	.000	1.000
Career	5-0	0.4	0.4	.000	1.000

Jr. | F | 6-9 | 207 | Dallas, Texas | Navarro College

- Goes by the nickname, AD. • One of the Top 100 JUCO transfers in the country (No. 54). • Registered his first NCAA Division I collegiate points with two made free throws and two rebounds vs. Alabama A&M on Nov. 21.

Career Highs	
Pts	2
Reb	2
Ast	1
Stl	1
Min	2 (2x)

24

LIOR BERMAN

	GP-GS	PPG	RPG	FG%	FT%
2023-24	9-0	1.4	1.2	.500	.250
Career	67-0	1.8	0.8	.402	.455

Gr. | G | 6-4 | 210 | Birmingham, Ala. | Mountain Brook HS

- Played the last four years and worked his way up from walk-on to consistently being in the rotation. • First year on scholarship.
- Graduated summa cum laude w/ a bachelor's degree in industrial design.

Career Highs	
Pts	8 (4x)
Reb	4 (2x)
Ast	1 (11x)
Stl	1 (13x)
Min	19

31

CHANEY JOHNSON

	GP-GS	PPG	RPG	FG%	FT%
2023-24	10-0	4.1	4.1	.425	.667
Career	97-66	12.7	5.1	.535	.740

Jr. | F | 6-7 | 220 | Alabaster, Ala. | Alabama-Huntsville

- Has played in all 10 games of the season averaging 15.8 minutes off the bench. • One of the top NCAA Division II players in the country having been named Gulf South Conference POTY in 2022-23.

Career Highs	
Pts	35
Reb	12 (2x)
Ast	6
Stl	4
Min	38

44

DYLAN CARDWELL

	GP-GS	PPG	RPG	FG%	FT%
2023-24	10-1	5.2	4.0	.645	.667
Career	103-2	3.7	3.5	.706	.500

Sr. | C | 6-11 | 255 | Augusta, Ga. | McEachern HS

- Graduated magna cum laude from AU's Harbert College of Business.
- Recorded a career-high 11 points along with 5 rebounds, 2 assists, 3 steals and 2 blocked shots vs. USC. • Interned this summer with Athletes for Israel and was the team host for Kansas State and Arizona on both teams' foreign tour to Israel and UAE. • With teammate Johni Broome, one of the most formidable front-court duos in the SEC and in the country – a complete unit.

Career Highs	
Pts	11
Reb	10
Ast	4
Stl	4
Min	29

TV/RADIO ROSTER CHART



K.D. JOHNSON
G • 6-0 • 190 • Sr.
Atlanta, Ga.



ADEN HOLLOWAY
G • 6-1 • 178 • Fr.
Charlotte, N.C.



JAYLIN WILLIAMS
F • 6-8 • 245 • Gr.
Nahunta, Ga.



TRE DONALDSON
G • 6-3 • 200 • So.
Tallahassee, Fla.



JOHNI BROOME
F/C • 6-10 • 240 • Jr.
Plant City, Fla.




CHRIS MOORE
F • 6-6 • 220 • Sr.
West Memphis, Ark.



CHAD BAKER-MAZARA
G/F • 6-7 • 180 • Jr.
Santo Domingo, D.R.



DENVER JONES
G • 6-4 • 205 • Jr.
New Market, Ala.




CJ WILLIAMS
G • 6-2 • 175 • So.
Fayetteville, Ark.



PRESLEY PATTERSON
G • 5-11 • 180 • So.
Knoxville, Tenn.



CARTER SOBERA
G • 6-5 • 210 • Sr.
Birmingham, Ala.



BLAKE MUSCHALEK
G • 6-3 • 178 • Fr.
Dallas, Texas



REED TRAPP
G • 6-6 • 188 • So.
Muscle Shoals, Ala.



ADDARIN SCOTT
F • 6-9 • 207 • Jr.
Dallas, Texas



LIOR BERMAN
G • 6-4 • 210 • Gr.
Birmingham, Ala.



CHANAY JOHNSON
F • 6-7 • 220 • Jr.
Alabaster, Ala.



LUCAS CLANTON
G • 6-1 • 175 • Fr.
Shelbyville, Tenn.



HASTON ALEXANDER
C • 6-10 • 255 • So.
Tuscumbia, Ala.



DYLAN CARDWELL
C • 6-11 • 255 • Sr.
Augusta, Ga.



JALEN HARPER
G • 6-2 • 165 • Gr.
Mableton, Ga.

No.	Name	Pos.	Ht.	Wt.	Cl.	Hometown (Last School)
0	K.D. Johnson	G	6-0	190	Sr.	Atlanta, Ga. (Georgia)
1	Aden Holloway	G	6-1	178	Fr.	Charlotte, N.C. (Prolific Prep)
2	Jaylin Williams	F	6-8	245	Gr.	Nahunta, Ga. (Brantley County HS)
3	Tre Donaldson	G	6-3	200	So.	Tallahassee, Fla. (Florida State Univ. School)
4	Johni Broome	F	6-10	240	Jr.	Plant City, Fla. (Morehead State)
5	Chris Moore	F	6-6	220	Sr.	West Memphis, Ark. (West Memphis HS)
10	Chad Baker-Mazara	G/F	6-7	180	Jr.	Santo Domingo, Dominican Republic (NW Florida State)
12	Denver Jones	G	6-4	205	Jr.	New Market, Ala. (FIU)
13	CJ Williams	G	6-2	175	So.	Fayetteville, Ark. (Fayetteville HS)
14	Presley Patterson	G	5-11	180	So.	Knoxville, Tenn. (Knoxville Catholic HS)
20	Carter Sobera	G	6-5	210	Sr.	Birmingham, Ala. (Mountain Brook HS)
21	Blake Muschalek	G	6-3	178	Fr.	Dallas, Texas (Trinity Christian Academy)
22	Reed Trapp	G	6-6	188	So.	Muscle Shoals, Ala. (Birmingham-Southern College)
23	Addarin Scott	F	6-9	207	Jr.	Dallas, Texas (Navarro College)
24	Lior Berman	G	6-4	210	Gr.	Birmingham, Ala. (Mountain Brook HS)
31	Chaney Johnson	F	6-7	220	Jr.	Alabaster, Ala. (UAH)
33	Lucas Clanton	G	6-1	175	Fr.	Shelbyville, Tenn. (Cascade HS)
42	Haston Alexander	C	6-10	255	So.	Tuscumbia, Ala. (Covenant Christian School)
44	Dylan Cardwell	C	6-11	255	Sr.	Augusta, Ga. (McEachern HS)
55	Jalen Harper	G	6-2	165	Gr.	Mableton, Ga. (Shelton State CC)

Head Coach: Bruce Pearl (Boston College '82) – 10th Season

Associate Head Coach: Steven Pearl (Tennessee '10) – 10th Season

Assistant Coach: Ira Bowman (Penn '96) – Sixth Season

Assistant Coach: Corey Williams (Oklahoma State '02) – First Season

Assistant Coach: Chad Prewett (Troy State '94) – 10th Season

Assistant Coach/Offensive Coordinator: Mike Burgomaster (Miami '16) – Eighth Season

Director of Player Development: Marquis Daniels (Auburn '03) – Sixth Season

Director of Scouting and Recruiting: Ian Borders (Louisville '07) – Sixth Season

Director of Sports Performance: Damon Davis (Western Illinois '03) – 15th Season

Senior Athletic Trainer: Clark Pearson (Kentucky '96) – 15th Season

Executive Assistant to the Head Coach: Bridget Graba – 13th Season

Director of Operations: Maddux Jeffreys (Auburn '20) – Second Season

Director of Creative Content: Steven Leonard (Indiana '17) – Second Season

Chaplain: Jeremy Napier (West Virginia State '07) – Second Season

Graduate Assistant: Geoff Gray (Emerson College '19) – Second Season

Graduate Assistant: Bryant Smith – Second Season

PRONUNCIATION GUIDE

HASTON Alexander	HAY-stun
Chad Baker-MAZARA	MUH-ZARR-UH (like car)
LIOR Berman	LEE-oar
JOHNI Broome	JUH-nye (like dye)
ADEN Holloway	AY-den
Blake MUSCHALEK	MOO-SHUH-lek
ADDARIN Scott	UH-Dare-IN
JAYLIN Williams	JAY-lyn

WEEKLY SCHEDULE

SUNDAY December 17	MONDAY December 18	TUESDAY December 19	WEDNESDAY December 20	THURSDAY December 21	FRIDAY December 22	SATURDAY December 23
Game Day vs. USC Noon CT (Neville Arena)	Practice at 12:30 p.m. (practice gym)	Practice at 12:45 p.m. (main floor)	Practice at 9:45 a.m. (main floor)	BP Weekly Press Conference at 11:45 a.m. (Media Room) Practice at 12:30 p.m. (main floor)	Game Day vs. Alabama State 7 p.m. CT (Neville Arena)	OFF

HEAD COACH BRUCE PEARL



Auburn Head Coach Bruce Pearl is in his 10th season on The Plains.

He has guided the Tigers to 181 wins in 10 seasons, the program's first-ever No. 1 ranking in both national polls and a memorable run to the NCAA Final Four in 2019.

The three-time SEC Coach of the Year's accomplishments also include two Southeastern Conference regular-

season championships, one SEC Tournament championship and four NCAA Tournament berths with the Tigers.

Pearl currently ranks No. 13 among active NCAA Division I coaches in career wins (643) and No. 8 all-time among winningest SEC coaches with 326 career victories at Auburn and Tennessee combined.

During the 2022-23 season, the Tigers continued to make history finishing the season with a 21-13 overall record – the 11th-most wins in program history. Auburn has now turned in 20-win seasons in five of the last six years and is the second-winningest program in the SEC in that span.

Auburn was ranked a program-best 32-consecutive weeks in The Associated Press Top 25 Poll and as high as No. 11 in the country during the season. It was one of 10 schools to be ranked in the AP Top 25 throughout the 2022 calendar year.

For the third-consecutive school year, the Tigers achieved a team GPA of 3.0 or higher and received the NABC Academic Excellence Award under Pearl.

Six Tigers have been drafted into the NBA and developed by Pearl and his coaching staff including All-Americans Jabari Smith (No. 3 overall in 2022) and Walker Kessler selected (No. 22 overall in 2022). Both are currently playing in the league along with Chuma Okeke (No. 16 overall in 2019), Isaac Okoro (No. 5 overall in 2020), JT Thor (No. 37 overall in 2021) and Sharife Cooper (No. 48 overall in 2021).

Pearl's teams have been just as successful off the court as Auburn has had 39 graduates since 2014 – the most in the SEC.

In 29 seasons as a head coach, he has guided his teams to the NCAA Tournament 21 times and a 643-258 (.714) winning record.

Pearl is the only head coach (football or men's basketball) in SEC history to lead two programs to a No. 1 national ranking (Auburn in 2022 and UT in 2008). Additionally, he is just one of three head coaches to take four programs (three at the Division I level) to the Sweet 16, joining Lon Kruger and Eddie Sutton.

Through the Bruce Pearl Family Foundation, he and his wife, Brandy, remain committed to giving back to those in Alabama, providing support to children and families facing challenging and life-altering illnesses through Children's Harbor.

In 2015-16, Pearl started AUTLIVE at Auburn to benefit patients in the state of Alabama in the fight against cancer. AUTLIVE also raises the awareness of cancer prevention and detection.

A native of Boston, Mass., Pearl graduated cum laude from Boston College in 1982 with a bachelor's degree in business administration. He is the proud father of four children, Jacqui, Steven, Leah and Michael, and enjoys spending time with his grandchildren.

CAREER HONORS

- Three-Time SEC Coach of the Year (2006, 2008 and 2022)
- Three-Time Horizon League Coach of the Year (2002, 2003 and 2005)
- Two-Time GLVC Coach of the Year (1993 and 1994)
- 2019 NCAA Final Four appearance
- 2009 Maccabi Games Gold Medalist (Team USA)
- 2008 Adolph Rupp Cup Award recipient
- 2006 Sporting News Coach of the Year
- 1995 NABC Division II Coach of the Year
- 1995 NCAA Division II National Championship

HEAD COACHING RECORD

Year	School	Record	Postseason
1992-93	Southern Indiana	22-7	NCAA Region 3rd Place
1993-94	Southern Indiana	28-4	NCAA Runner-Up
1994-95	Southern Indiana	29-4	NCAA Champions
1995-96	Southern Indiana	25-4	NCAA Sweet 16
1996-97	Southern Indiana	23-5	NCAA First Round
1997-98	Southern Indiana	27-6	NCAA Sweet 16
1998-99	Southern Indiana	26-6	NCAA Sweet 16
1999-00	Southern Indiana	25-6	NCAA Sweet 16
2000-01	Southern Indiana	26-4	NCAA First Round
Total		231-46	
2001-02	Milwaukee	16-13	-
2002-03	Milwaukee	24-8	NCAA First Round
2003-04	Milwaukee	20-11	NIT First Round
2004-05	Milwaukee	26-6	NCAA Sweet 16
Total		86-38	
2005-06	Tennessee	22-8	NCAA Second Round
2006-07	Tennessee	24-11	NCAA Sweet 16
2007-08	Tennessee	31-5	NCAA Sweet 16
2008-09	Tennessee	21-13	NCAA First Round
2009-10	Tennessee	28-9	NCAA Elite Eight
2010-11	Tennessee	19-15	-
Total		145-61	
2014-15	Auburn	15-20	-
2015-16	Auburn	11-20	-
2016-17	Auburn	6-14 #	-
2017-18	Auburn	26-8	NCAA Second Round
2018-19	Auburn	30-10	NCAA Final Four
2019-20	Auburn	25-6	(Canceled)
2020-21	Auburn	13-14	
2021-22	Auburn	26-6 %	NCAA Second Round
2022-23	Auburn	21-13	NCAA Second Round
2023-24	Auburn	8-2	
Total		181-113	
Career		643-258 (.714)	

Denotes vacated games by the NCAA during the 2016-17 season

% Two wins credited to assistant coaches/then-acting head coaches Wes Flanigan and Steven Pearl during the 2021-22 season

TOP PERFORMANCES UNDER PEARL AT AUBURN

MOST POINTS TEAM

- 119, vs. Northwestern State (Nov. 27, 2015)
119, vs. Winthrop (Nov. 24, 2017)
- 117, vs. Coastal Carolina (Dec. 15, 2016)
- 116, vs. CSUN (Nov. 15, 2019)
- 109, vs. UConn (Nov. 24, 2021)
- 109, at South Carolina (Jan. 23, 2021)

MOST POINTS INDIVIDUAL

- 34, Bryce Brown vs. Dayton (Dec. 8, 2018)
- 33, Samir Doughty vs. CSUN (Nov. 15, 2019)
- 32, Samir Doughty at Tennessee (Mar. 7, 2020)
- 31, Jabari Smith vs. Vanderbilt (Feb. 16, 2022)
- 31, Bryce Brown vs. Norfolk State (Nov. 10, 2017)
- 31, Mustapha Heron vs. Winthrop (Nov. 24, 2017)
- 31, Jared Harper at UAB (Dec. 15, 2018)
- 30, Johni Broome vs. Virginia Tech (Nov. 29, 2023)**

MOST REBOUNDS TEAM

- 66, vs. Mississippi College (Nov. 14, 2018)
- 60, at Arkansas [OT] (Feb. 8, 2022)
- 60, vs. Alabama (Feb. 12, 2020)
- 56, vs. Saint Joseph's (Nov. 26, 2020)
- 53, vs. Winthrop (Nov. 15, 2022)

MOST REBOUNDS INDIVIDUAL

- 19, Walker Kessler at Arkansas [OT] (Feb. 8, 2022)
- 19, Cinmeon Bowers at Middle Tennessee (Dec. 12, 2015)
- 18, Johni Broome vs. Georgia (Feb. 1, 2023)
- 18, Cinmeon Bowers vs. Alabama (Jan. 19, 2016)
- 18, Cinmeon Bowers vs. Ole Miss (Feb. 20, 2016)
- 17, Cinmeon Bowers vs. Milwaukee (Nov. 14, 2014)
- 17, Cinmeon Bowers vs. Winthrop (Dec. 17, 2014)
- 17, Cinmeon Bowers vs. Mississippi State (Jan. 21, 2015)
- 17, Horace Spencer vs. Mississippi College (Nov. 14, 2018)
- 17, Austin Wiley vs. Alabama (Feb. 12, 2020)

MOST 3-POINTERS TEAM

- 22, vs. South Alabama (Dec. 4, 2020)
- 21, vs. Coastal Carolina (Dec. 15, 2016)
- 18, vs. South Alabama (Nov. 6, 2018)
- 18, vs. LSU (Feb. 8, 2020)
- 17, vs. Northwestern State (Nov. 27, 2015)
- 17, vs. Vanderbilt (Feb. 3, 2018)
- 17, vs. Arkansas (Feb. 20, 2019)
- 17, vs. North Carolina (Mar. 29, 2019)
- 17, vs. CSUN (Nov. 15, 2019)

MOST 3-POINTERS INDIVIDUAL

- 9, Bryce Brown at Arkansas (Feb. 17, 2016)
- 8, Kareem Canty at Middle Tennessee (Dec. 12, 2015)
- 8, Bryce Brown vs. South Carolina (Mar. 3, 2018)
- 8, Samir Doughty at Tennessee (Mar. 7, 2020)
- 7, Jabari Smith vs. Vanderbilt (Feb. 16, 2022)
- 7, KT Harrell vs. Coastal Carolina (Dec. 5, 2014)
- 7, Bryce Brown at Ole Miss (Jan. 9, 2019)
- 7, Bryce Brown vs. Kansas (Mar. 23, 2019)
- 7, Justin Powell vs. South Alabama (Dec. 4, 2020)

MOST FT MADE TEAM

- 36, vs. Missouri (Jan. 26, 2021)
- 33, vs. UConn (Nov. 24, 2021)
- 33, vs. Kentucky (Feb. 1, 2020)
- 31, vs. Arkansas (Feb. 10, 2015)
- 31, at Arkansas - Feb. 27, 2018)

MOST FT MADE INDIVIDUAL

- 18, Sharife Cooper vs. Missouri (Jan. 26, 2021)
- 15, KT Harrell vs. Georgia (Mar. 3, 2015)
- 15, Jared Harper at UAB (Dec. 15, 2018)
- 14, Jared Harper vs. Ole Miss (Jan. 7, 2017)
- 14, Samir Doughty vs. Kentucky (Feb. 1, 2020)
- 12, Jabari Smith vs. UConn (Nov. 24, 2001)
- 12, Desean Murray vs. Ole Miss (Jan. 9, 2018)
- 12, Jared Harper vs. South Carolina (Mar. 15, 2019)

MOST FT ATTEMPTED TEAM

- 46, at Missouri (Feb. 15, 2020)
- 44, vs. Kentucky (Feb. 1, 2020)
- 44, vs. Missouri (Jan. 26, 2021)
- 43, vs. Saint Joseph's (Nov. 26, 2020)
- 42, vs. Eastern Kentucky (Nov. 17, 2016)
- 42, vs. Alabama (Jan. 21, 2017)

MOST FT ATTEMPTED INDIVIDUAL

- 21, Sharife Cooper vs. Missouri (Jan. 26, 2021)
- 18, Cinmeon Bowers vs. Missouri (Jan. 10, 2015)
- 18, KT Harrell vs. LSU (Mar. 13, 2015)
- 18, Austin Wiley vs. Alabama (Jan. 21, 2017)
- 17, Jared Harper vs. Ole Miss (Jan. 7, 2017)
- 16, Johni Broome vs. Houston (March 18, 2023)
- 16, K.D. Johnson vs. UConn (Nov. 24, 2021)
- 16, Cinmeon Bowers vs. LSU (Feb. 2, 2016)
- 16, Jared Harper at UAB (Dec. 15, 2018)

MOST ASSISTS TEAM

- 27, vs. CSUN (Nov. 15, 2019)
- 26, vs. Nebraska (Dec. 11, 2021)
- 25, vs. Indiana (Dec. 9, 2023)**
- 25, vs. Saint Peter's (Nov. 28, 2018)
- 24, vs. South Alabama (Nov. 6, 2018)
- 24, vs. South Alabama (Dec. 4, 2020)

MOST ASSISTS INDIVIDUAL

- 16, J'Von McCormick vs. CSUN (Nov. 15, 2019)
- 14, Jared Harper vs. Vanderbilt (Feb. 3, 2018)
- 13, Jared Harper vs. South Alabama (Nov. 6, 2018)
- 13, Jared Harper vs. North Carolina (Mar. 29, 2019)
- 12, Wendell Green Jr. at South Carolina (Jan. 21, 2023)

MOST STEALS TEAM

- 20, vs. North Florida (Dec. 29, 2018)
- 18, vs. Tennessee (Feb. 22, 2020)
- 16, vs. Nebraska (Dec. 11, 2021)
- 16, vs. Saint Peter's (Nov. 28, 2018)
- 14 vs. Texas Southern (Nov. 18, 2022)
- 14 vs. George Mason (Nov. 7, 2022)
- 14, vs. Georgia (Jan. 20, 2018)
- 14, vs. Alabama (Feb. 21, 2018)
- 14, vs. Mississippi College (Nov. 14, 2018)
- 14, vs. Florida (Mar. 16, 2019)
- 14, vs. Tennessee (Mar. 17, 2019)
- 14, vs. New Mexico (Nov. 25, 2019)

MOST STEALS INDIVIDUAL

- 5, Wendell Green Jr. at Mississippi State (March 2, 2022)
- 5, Walker Kessler vs. Nebraska (Dec. 11, 2021)
- 5, Zep Jasper vs. Nebraska (Dec. 11, 2021)
- 5, K.D. Johnson vs. Syracuse (Nov. 26, 2021)
- 5, K.D. Johnson vs. UConn (Nov. 24, 2021)
- 5, K.C. Ross-Miller vs. Oregon State (Nov. 26, 2014)
- 5, K.C. Ross-Miller vs. Middle Tennessee (Dec. 29, 2014)
- 5, Antoine Mason at LSU (Feb. 5, 2015)
- 5, Malik Dunbar vs. UNC Asheville (Dec. 4, 2018)
- 5, Chuma Okeke vs. Murray State (Dec. 22, 2018)
- 5, Chuma Okeke vs. North Florida (Dec. 29, 2018)
- 5, J'Von McCormick vs. Tennessee (Feb. 22, 2020)

MOST BLOCKS TEAM

- 14, vs. Texas A&M (Feb. 12, 2022)
- 14, vs. Yale (Dec. 4, 2021)
- 14, vs. LSU (Dec. 29, 2021)
- 14, at Georgia (Jan. 13, 2021)
- 14, vs. Missouri (Jan. 26, 2021)

MOST BLOCKS INDIVIDUAL

- 12, Walker Kessler vs. Texas A&M (Feb. 12, 2022)
- 11, Walker Kessler vs. LSU (Dec. 29, 2021)
- 9, Walker Kessler vs. Jacksonville State (Mar. 18, 2022)
- 8, Johni Broome vs. Saint Louis (Nov. 27, 2022)
- 8, Walker Kessler vs. Ole Miss (Feb. 23, 2022)
- 8, Walker Kessler vs. Alabama (Feb. 1, 2022)

ASSOCIATED PRESS POLL

RK	TEAM	RECORD	PTS
1	Purdue (48)	10-1	1534
2	Kansas (6)	10-1	1457
3	Houston (8)	11-0	1394
4	Arizona	8-1	1372
5	UConn	10-1	1367
6	Marquette	9-2	1235
7	Oklahoma	10-0	1062
8	Tennessee	8-3	983
9	Kentucky	8-2	981
10	Baylor	9-1	896
11	North Carolina	7-3	773
12	Creighton	9-2	734
13	Illinois	8-2	727
14	Florida Atlantic	9-2	716
15	Gonzaga	8-3	642
16	Colorado State	10-1	588
17	BYU	10-1	569
18	Clemson	9-1	501
19	Texas	8-2	449
20	James Madison	10-0	442
21	Duke	7-3	311
22	Virginia	9-1	287
23	Memphis	8-2	274
24	Wisconsin	8-3	269
25	Ole Miss	10-0	180

Others receiving votes: Miami 97, **Auburn 87**, Colorado 84, Utah 37, Iowa State 24, Ohio State 12, TCU 10, Michigan State 10, Texas A&M 9, San Diego 8, Providence 5, Northwestern 5, Nevada 3, Dayton 3, Alabama 3, Saint Joseph's 2, Grand Canyon 2, Washington 2, New Mexico 2, South Carolina 1, Mississippi State 1

COACHES POLL

RK	TEAM	RECORD	PTS
1	Purdue (20)	10-1	785
2	Kansas (3)	10-1	750
3	Houston (9)	11-0	732
4	Arizona	8-1	707
5	UConn	10-1	704
6	Marquette	9-2	628
7	Tennessee	8-3	541
8	Oklahoma	10-0	533
9	Kentucky	8-2	485
10	Baylor	9-1	431
11	Illinois	8-2	422
12	Florida Atlantic	9-2	403
13	North Carolina	7-3	371
14	Creighton	9-2	354
15	BYU	10-1	332
16	Gonzaga	8-3	307
17	Colorado State	10-1	264
18	Clemson	9-1	254
19	Duke	7-3	211
20	Virginia	9-1	184
21	James Madison	10-0	165
22	Texas	8-2	156
23	Memphis	8-2	146
24	Wisconsin	8-3	141
25	Ole Miss	10-0	132

Others receiving votes: Auburn 60, Miami 41, Colorado 36, TCU 26, Michigan State 18, Ohio State 17, Grand Canyon 13, Iowa State 12, Utah 7, Texas A&M 7, South Carolina 5, New Mexico 4, Nebraska 4, Nevada 3, Princeton 3, Alabama 2, San Diego 2, Dayton 1, Indiana State 1

LAST TIME TEAM

Defeated a ranked team at home _____ vs. #12 Tennessee (3/4/23)
 Defeated a ranked team on the road _____ at #24 Alabama (1/11/22)
 Defeated a ranked team at a neutral site _____ vs. #7 Kentucky (3/31/19)
 Defeated a top-10 team at home _____ vs. #5 Tennessee (3/9/19)
 Defeated a top-10 team on the road _____ at #8 Arkansas (1/23/93)
 Defeated a top-10 team at a neutral site _____ vs. #7 Kentucky (3/31/19)
 Won in overtime _____ at Mississippi State, 81-68 (OT) (3/2/22)
 Lost in overtime _____ at #2 Alabama, 90-85 (OT) (3/1/23)
 Won in double overtime _____ at Ole Miss, 83-82 (2OT) (1/28/20)
 Lost in double overtime _____ vs. #22 UConn, 115-109 (2OT) (11/24/21)
 Played back-to-back overtime games _____ at Arkansas, W 79-76 (OT) (2/5/20)
 _____ vs. LSU, W 91-90 (OT) (2/8/20)
 _____ vs. Alabama, W 95-91 (OT) (2/12/20)
 Played in three-straight overtime games _____ at Arkansas, W 79-76 (OT) (2/5/20)
 _____ vs. LSU, W 91-90 (OT) (2/8/20)
 _____ vs. Alabama, W 95-91 (OT) (2/12/20)
 Played at least three overtimes _____ vs. Georgia (SECT) (4OT) (3/1/79)
 Shot 70% for a half _____ 72.4% (21-29) at Washington (2nd) (12/21/22)
 Shot 70% for a half (SEC) _____ 70.8% (17-24) vs. Vanderbilt (2nd) (2/16/22)
 Shot 60% for a game _____ 61.8% (42-68) vs. Winthrop (11/24/17)
 Shot 60% for a game (SEC) _____ 61.1% (33-54) at Arkansas (2/17/16)
 Shot less than 30% for game _____ 23.6% (13-55) at Tennessee (2/4/23)
 Shot 100% from the FT line _____ 100% (6-6) vs. Long Beach State (12/23/11)
 Shot 60% from 3-point line _____ 60.0% (12-20) at #2 Alabama (3/1/23)
 Shot less than 30% in half _____ 28.6% (10-35) vs. Alabama (2nd) (2/11/23)
 Shot less than 20% in half _____ 16.7% (4-24) vs. #2 Houston (2nd) (3/18/23)
 Shot less than 10% in a half _____ 8.3% (2-24) vs. LSU (1st) (1/8/11)
 Attempted 50 free throws _____ 52 vs. Vanderbilt (2/6/54)
 Attempted 40 free throws _____ 41 vs. #22 UConn (11/24/21)
 Attempted 30 free throws in half _____ 30 vs. #12 Missouri (2nd) (1/26/21)
 Made 30 free throws _____ 33 vs. #22 UConn (11/24/21)
 Made 30 free throws (SEC) _____ 31 vs. Alabama (2/1/22)
Made at least 10 3-point field goals _____ 14 vs. Indiana (12/9/23)
 Made at least 15 3-point field goals _____ 15 vs. Arkansas (12/30/20)
 Failed to make 3-point field goal _____ vs. Kentucky (0-15) (1/19/13)
 Had at least 60 rebounds _____ 60 at Arkansas [OT] (2/8/22)
 Had at least 50 rebounds _____ 53 vs. Winthrop (11/15/22)
 Had less than 20 rebounds _____ 19 vs. Arkansas (3/9/23)
Had at least 25 assists _____ 25 vs. Indiana (12/9/23)
Had at least 20 assists _____ 20 vs. St. Bonaventure (11/17/23)
 Had at least 15 steals _____ 16 vs. Nebraska (12/11/21)
Had at least 10 blocks _____ 10 vs. #17 Baylor (11/7/23)
 Had at least 15 blocks _____ 17 vs. Nicholls State (11/25/11)
 Failed to make a blocked shot _____ 0 at #2 Alabama (3/1/23)
 Had at least 25 lead changes _____ 27 at Arkansas (1/16/13)
Scored 50 points in a half _____ 52 vs. Indiana (1st and 2nd) (12/9/23)
 Scored 50 points in a half (SEC) _____ 52 vs. Georgia (2nd) (2/1/23)
 Scored 60 points in a half _____ 66 vs. CSUN (1st) (11/15/19)
 Scored 60 points in a half (SEC) _____ 64 at Tennessee (2nd) (2/15/06)
 Scored 70 points in a half _____ 72 vs. Northwestern State (2nd) (11/27/15)
Scored 100 points _____ 104 vs. Indiana (12/9/23)
 Scored 100 points (SEC) _____ 100 vs. Alabama (2/1/22)
 Scored under 20 points in 1st half _____ 19 at Tennessee (2/4/23),
 _____ vs. Northwestern (11/23/22), vs. Clemson (3/18/18)
 Scored under 20 points in 2nd half _____ 14 vs. Tulsa (11/24/14)
 Scored under 10 points in a half _____ 6 vs. LSU (1st) (1/8/11)
 Scored 35 or under points in a game _____ 35 vs. Tulsa (11/24/14)
 Scored under 50 points in game _____ 43 at Tennessee (2/4/23),
 _____ vs. Northwestern (11/23/22)
 Scored under 50 points in game (SEC) _____ 43 at Tennessee (2/4/23)

LAST TIME INDIVIDUAL

Scored at least 30 points	Johni Broome (30) vs. Virginia Tech (11/29/23)
Scored at least 35 points	Toney Douglas (38) vs. Nicholls State (11/24/04)
Scored at least 40 points	Wesley Person (44) vs. UAB (12/16/93)
Had two players with at least 20 points	Jaylin Williams (24) and Aden Holloway (24) vs. Indiana (12/9/23)
Had three players with at least 20 points	Samir Doughty (26), J'Von McCormick (23), Devan Cambridge (21) vs. LSU (2/8/20)
Had two players with 25 points	Bryce Brown (26), Jared Harper (25) vs. Xavier (OT) (11/19/18)
Had two players with 25 points (SEC)	Chris Denson (30), KT Harrell (26) vs. Mississippi State (2/14/14)
Scored 20 points in a half	Jabari Smith (20, 2nd) at Florida (2/19/22)
Scored 20 points in 1st half	Bryce Brown (20) at Texas A&M (1/16/19)
Scored 20 points in 2nd half	Jabari Smith (20, 2nd) at Florida (2/19/22)
Scored 25 points in a half	Bryce Brown (25, 2nd) vs. Kentucky (1/19/19)
A player had back-to-back 20-point games	Johni Broome (30) vs. Virginia Tech (11/29/23); (21) at Appalachian State (12/3/23)
A player three consecutive 20-point games	Jabari Smith (27) at Tennessee (2/26/22); (27) at Mississippi State [OT] (3/2/22); vs. South Carolina (3/5/22)
A player had back-to-back 20-point SEC games	Johni Broome (20) vs. Missouri (2/14/23); (20) at Vanderbilt (2/18/23)
A player had back-to-back 25-point SEC games	Jabari Smith (27) at Tennessee (2/26/22); (27) at Mississippi State [OT] (3/2/22)
A player had three straight 25-point SEC games	Chris Denson (29) at LSU (2/8/14); (26) vs. Kentucky (2/12/14); (30) vs. Mississippi State (2/15/14)
A player had four straight 25-point SEC games	Chris Denson (25) at South Carolina (2/5/14); (29) at LSU (2/8/14); (26) vs. Kentucky (2/12/14); (30) vs. Mississippi State (2/15/14)
A player had five straight 25-point SEC games	Keenan Carpenter (44) vs. LSU (1/8/89); (28) vs. Mississippi State (2/11/89); (33) at Florida (2/15/89); (32) at Ole Miss (2/18/89); (29) vs. Kentucky (2/20/89)
A player had back-to-back 20-point games off the bench	Jamal Johnson (21) at Arkansas (12/30/20); (20) at Texas A&M (1/2/21)
Zero players scored in double figures	at Vanderbilt (1/7/12)
Only one player scored in double figures	Jamal Johnson (18) at UCF (11/30/20)
Five players scored in double figures	Jaylin Williams (14), Johni Broome (11), Aden Holloway (15), Denver Jones (12) and Dylan Cardwell (11) vs. USC (12/17/23)
Five players scored in double figures (SEC)	Wendell Green Jr. (23), Jabari Smith (17), Walker Kessler (14), K.D. Johnson (13), Allen Flanigan (10) vs. Alabama (2/1/22)
All five starters scored in double figures	Allen Flanigan (23), Devan Cambridge (15), Jamal Johnson (14), Jaylin Williams (13), JT Thor (10) vs. Tennessee (2/27/21)
Six players scored in double figures	J. Williams (24), A. Holloway (24), K. Johnson (14), D. Jones (12), C. Baker-Mazara (11) and T. Donaldson (10) vs. Indiana (12/9/23)
Six players scored in double figures (SEC)	J. Smith (12), W. Kessler (15), K.D. Johnson (12), A. Flanigan (10), W. Green Jr. (12), J. Williams (13) vs. Georgia (1/19/22)
Had at least 15 rebounds	Johni Broome (18) vs. Georgia (2/1/23)
Had at least 15 rebounds (SEC)	Johni Broome (18) vs. Georgia (2/1/23)
Had at least 20 rebounds	Kelvin Ardister (20) vs. Tennessee (1/4/89)
Had at least 25 rebounds	Rex Frederick (25) at Ole Miss (1/6/58)
Had at least 20 pts & 20 reb	Kelvin Ardister (22 pts, 20 reb) vs. Tennessee (1/4/89)
Had at least 30 pts & 10 reb	Johni Broome (30 pts, 13 reb) vs. Virginia Tech (11/29/23)
Had two players with at least 10 rebounds	Johni Broome (11); Chaney Johnson (11) vs. Southeastern Louisiana (11/10/23)
Had at least three players with 10 rebounds	Korvotney Barber (13), Quantez Robertson (10), Lucas Hargrove (10) at Virginia (12/20/08)
Had a double-double	Johni Broome (30 pts, 13 reb) vs. Virginia Tech (11/29/23)
Had a double-double before halftime	Johni Broome (13 pts, 12 reb) vs. Georgia (2/1/23)
Had two straight double-doubles	Johni Broome (16 pts, 11 reb) vs. #17 Baylor (11/7/23); (18 pts, 11 reb) vs. SE Louisiana (11/10/23)
Had three straight double-doubles	Johni Broome (14 pts, 11 reb) vs. Florida (12/28/22); (22 pts, 12 reb) at Georgia (1/4/23); (10 pts, 10 reb) vs. Arkansas (1/7/23)
Had four straight double-doubles	Johni Broome (14 pts, 11 reb) vs. Florida (12/28/22); (22 pts, 12 reb) at Georgia (1/4/23); (10 pts, 10 reb) vs. Arkansas (1/7/23); (19 pts, 11 reb) at Ole Miss (1/10/23)
Had five straight double-doubles	Jeff Moore (26 pts, 11 reb) vs. Ole Miss (3/2/88); (20 pts, 11 reb) at LSU (3/5/88); (22 pts, 11 reb) vs. Georgia (3/11/88); (13 pts, 13 reb) vs. Bradley (3/17/88); (22 pts, 11 reb) vs. Oklahoma (3/19/88)
Had two players with a double-double	Johni Broome (19 pts, 12 reb); Allen Flanigan (10 pts, 10 reb) vs. Iowa (3/16/23)
Had a double-double with points and assists	Wendell Green Jr. (16 pts, 12 ast) at South Carolina (1/21/23)
Had a triple-double	Walker Kessler (12 pts, 11 reb, 12 blks) vs. Texas A&M (2/12/22)
Had 10 assists	Wendell Green Jr. (12) at South Carolina (1/21/23)
Had 15 assists	J'Von McCormick (16) vs. CSUN (11/15/19)
Had two players with at least five blocks	Devan Cambridge (5) and Jaylin Williams (5) at Georgia (1/13/21)
Had 10 blocks	Walker Kessler (11) vs. LSU (12/29/21)
Had five steals	Zep Jasper (5), Walker Kessler (5) vs. Nebraska (12/11/21)
Had five steals (SEC)	J'Von McCormick (5) vs. Tennessee (2/22/20)
Made 25-straight free throws	Wendell Green Jr. (34) (2/22/23-3/16/23)
Hit buzzer-beater shot to win a game	T.J. Dunans vs. Mercer (3-pt FG, 76-74) (12/18/16)
Played more than 40 minutes	Samir Doughty (41) vs. Alabama (OT) (2/12/20)



K.D. JOHNSON
 G | 6-0 | 190 | Sr.
 Atlanta, Ga.
 (Hargrave Military Academy (Va.))



SEASON SUPERLATIVES

Points: 14 vs. Indiana (12/9/23)
Field Goals Made: 5 vs. Indiana (12/9/23)
Field Goals Attempted: 9 vs. Indiana (12/9/23), vs. SE Louisiana (11/10/23)
3-Point Field Goals Made: 2 vs. Southeastern Louisiana (11/10/23)
3-Point Field Goals Attempted: 5 vs. Southeastern Louisiana (11/10/23)
Free Throws Made: 6 vs. Notre Dame (11/16/23)
Free Throws Attempted: 7 vs. Notre Dame (11/16/23)
Rebounds: 3 vs. UNC Asheville (12/13/23), vs. Notre Dame (11/16/23)
Assists: 3 (three times)
Blocks: 2 vs. St. Bonaventure (11/17/23)
Steals: 4 vs. UNC Asheville (12/13/23)
Minutes Played: 22 vs. Notre Dame (11/16/23)
Double-Figure Games: 2
20-Point Games: None
10-Rebound Games: None
5-Steal Games: None
Double-Doubles: None
Dunks: 2

CAREER SUPERLATIVES

Points: 27 vs. UConn (11/24/21)
Field Goals Made: 9 at Tennessee (2/10/21), vs. Auburn (1/13/21)
Field Goals Attempted: 22 at Georgia (2/5/22)
3-Point Field Goals Made: 4 (five times)
3-Point Field Goals Attempted: 9 vs. George Mason (11/7/22)
Free Throws Made: 11 vs. UConn (11/24/21)
Free Throws Attempted: 16 vs. UConn (11/24/21)
Rebounds: 8 at Alabama (1/11/22)
Assists: 7 vs. Jacksonville State (3/18/22)
Blocks: 2 vs. St. Bonaventure (11/17/23), vs. Auburn (1/13/21)
Steals: 5 vs. UConn (11/24/21), vs. Syracuse (11/26/21)
Minutes Played: 37 vs. UConn (11/24/21)
Double-Figure Games: 53
20-Point Games: 9
10-Rebound Games: None
5-Steal Games: 2
Double-Doubles: None
Dunks: 8

CAREER HONORS

- 2022-23 Preseason All-SEC Second Team
- 2020-21 SEC All-Freshman Team
- SEC Freshman of the Week (Jan. 18, 2021)

2023-24 GAME-BY-GAME STATISTICS

Opponent	GS	Min.	FG-A	3FG-A	FT-A	O-D-T	PF	A	TO	BLK	STL	PTS
vs. Baylor	16	3-5	0-1	0-0	0-0-0	4	0	1	0	1	6	
SE Louisiana	19	4-9	2-5	3-3	0-2-2	2	3	0	0	0	13	
vs. Notre Dame	22	1-6	0-2	6-7	0-3-3	2	0	1	0	1	8	
vs. St. Bonaventure	18	4-7	1-4	0-0	0-0-0	2	3	0	2	1	9	
Alabama A&M	11	2-4	1-3	1-2	0-2-2	3	1	1	1	0	6	
Virginia Tech	12	1-6	0-3	0-0	0-2-2	6	0	1	0	1	2	
at App State	8	0-3	0-3	0-0	1-1-2	1	1	0	0	1	0	
vs. Indiana	19	5-9	1-2	3-3	0-2-2	3	3	0	0	1	14	
vs. UNC Asheville	15	2-4	1-2	1-2	0-3-3	2	2	0	0	4	6	
USC	17	2-6	0-2	1-2	1-0-1	3	0	3	0	1	5	
Alabama State												
Chattanooga												
Penn												
at Arkansas												
Texas A&M												
LSU												
at Vanderbilt												
Ole Miss												
at Alabama												
at Mississippi St.												
Vanderbilt												
at Ole Miss												
Alabama												
at Florida												
South Carolina												
Kentucky												
at Georgia												
at Tennessee												
Mississippi State												
at Missouri												
Georgia												


JOHNSON'S CAREER STATISTICS

SEASON	TEAM	GP-GS	MIN/AVG	Field Goals		3-Point		F-Throws		Rebounds				Scoring						
				FG-FGA	FG%	3FG-3FGA	3FG%	FT-FTA	FT%	OFF	DEF	TOT	AVG	PF-FO	A	TO	BLK	STL	PTS	AVG
2020-21	UGa	16-0	362/22.6	68-161	.422	24-62	.387	56-91	.615	11	33	44	2.8	45-0	19	34	3	29	216	13.5
2021-22	AUB	34-31	941/27.7	133-345	.386	45-155	.290	106-147	.721	19	78	97	2.9	87-0	53	62	2	64	417	12.3
2022-23	AUB	33-0	722/21.9	90-236	.381	36-108	.333	77-111	.694	15	48	63	1.9	76-0	43	50	1	36	293	8.9
2023-24	AUB	10-0	160/16.0	24-59	.407	6-27	.222	15-19	.789	2	15	17	1.7	28-1	13	8	3	13	69	6.9
TOTAL FOR AUB	77-31	1823/23.7	247-640	.386	87-290	.300	198-277	.715	36	141	177	2.3	191-1	109	120	6	113	779	10.1	
TOTAL	93-31	2184/23.5	315-801	.393	111-352	.315	254-368	.690	47	174	221	2.4	236-1	128	154	9	142	995	10.7	

1

ADEN HOLLOWAY

G | 6-1 | 178 | Fr.
Charlotte, N.C.
(Prolific Prep)



SEASON SUPERLATIVES

Points: 24 vs. Indiana (12/9/23)
Field Goals Made: 7 vs. Indiana (12/9/23)
Field Goals Attempted: 15 vs. Baylor (11/7/23)
3-Point Field Goals Made: 5 vs. Indiana (12/9/23)
3-Point Field Goals Attempted: 8 (three times)
Free Throws Made: 5 vs. Indiana (12/9/23), vs. Alabama A&M (11/21/23)
Free Throws Attempted: 7 vs. Alabama A&M (11/21/23)
Rebounds: 3 vs. Baylor (11/7/23)
Assists: 6 vs. USC (12/17/23), vs. Baylor (11/7/23)
Blocks: 1 vs. Baylor (11/7/23)
Steals: 3 vs. Virginia Tech (11/29/23)
Minutes Played: 26 at Appalachian State (12/3/23), vs. Baylor (11/7/23)
Double-Figure Games: 6
20-Point Games: None
10-Rebound Games: None
10-Assist Games: None
5-Steal Games: None
Double-Doubles: None
Dunks: None

CAREER SUPERLATIVES

Points: 24 vs. Indiana (12/9/23)
Field Goals Made: 7 vs. Indiana (12/9/23)
Field Goals Attempted: 15 vs. Baylor (11/7/23)
3-Point Field Goals Made: 5 vs. Indiana (12/9/23)
3-Point Field Goals Attempted: 8 (three times)
Free Throws Made: 5 vs. Indiana (12/9/23), vs. Alabama A&M (11/21/23)
Free Throws Attempted: 7 vs. Alabama A&M (11/21/23)
Rebounds: 3 vs. Baylor (11/7/23)
Assists: 6 vs. USC (12/17/23), vs. Baylor (11/7/23)
Blocks: 1 vs. Baylor (11/7/23)
Steals: 3 vs. Virginia Tech (11/29/23)
Minutes Played: 26 at Appalachian State (12/3/23), vs. Baylor (11/7/23)
Double-Figure Games: 6
20-Point Games: None
10-Rebound Games: None
10-Assist Games: None
5-Steal Games: None
Double-Doubles: None
Dunks: None

CAREER HONORS

- Two-Time SEC Freshman of the Week (11/13/23 and 12/11/23)
- 2023 McDonald's High School All-American

2023-24 GAME-BY-GAME STATISTICS

Opponent	GS	Min.	FG-A	3FG-A	FT-A	O-D-T	PF	A	TO	BLK	STL	PTS
vs. Baylor		26	6-15	4-8	3-5	0-3-3	0	6	3	1	0	19
SE Louisiana		22	4-10	3-8	0-0	0-0-0	2	3	0	0	0	11
vs. Notre Dame	*	22	5-9	4-5	1-1	1-0-1	1	5	2	0	0	15
vs. St. Bonaventure	*	24	2-10	2-7	2-2	0-0-0	2	3	2	0	0	8
Alabama A&M	*	22	3-9	2-7	5-7	0-1-1	1	2	0	0	0	13
Virginia Tech	*	22	0-7	0-2	0-0	0-1-1	2	2	1	0	3	0
at App State	*	26	2-10	0-6	4-5	0-0-0	3	2	1	0	0	8
vs. Indiana	*	22	7-11	5-8	5-5	0-1-1	2	2	0	0	0	24
vs. UNC Asheville	*	20	3-11	1-5	0-0	1-1-2	0	5	1	0	0	7
USC	*	23	5-10	4-7	1-2	0-2-2	2	6	0	0	0	15
Alabama State												
Chattanooga												
Penn												
at Arkansas												
Texas A&M												
LSU												
at Vanderbilt												
Ole Miss												
at Alabama												
at Mississippi St.												
Vanderbilt												
at Ole Miss												
Alabama												
at Florida												
South Carolina												
Kentucky												
at Georgia												
at Tennessee												
Mississippi State												
at Missouri												
Georgia												

HOLLOWAY'S CAREER STATISTICS

SEASON	TEAM	GP-GS	MIN/AVG	Field Goals		3-Point		F-Throws		Rebounds				Scoring						
				FG-FGA	FG%	3FG-3FGA	3FG%	FT-FTA	FT%	OFF	DEF	TOT	AVG	PF-FO	A	TO	BLK	STL	PTS	AVG
2023-24	AUB	10-8	231/23.1	37-102	.363	25-63	.397	21-27	.778	2	9	11	1.1	15-0	36	10	1	3	120	12.0
TOTAL		10-8	231/23.1	37-102	.363	25-63	.397	21-27	.778	2	9	11	1.1	15-0	36	10	1	3	120	12.0

2

JAYLIN WILLIAMS
 F | 6-8 | 245 | Gr.
 Nahunta, Ga.
 (Brantley County HS)



SEASON SUPERLATIVES

Points: 24 vs. Indiana (12/9/23)
Field Goals Made: 8 vs. Indiana (12/9/23)
Field Goals Attempted: 14 vs. Indiana (12/9/23)
3-Point Field Goals Made: 2 (three times)
3-Point Field Goals Attempted: 5 vs. Southeastern Louisiana (11/10/23)
Free Throws Made: 6 vs. Indiana (12/9/23)
Free Throws Attempted: 9 vs. Indiana (12/9/23)
Rebounds: 10 vs. St. Bonaventure (11/17/23)
Assists: 7 vs. Indiana (12/9/23)
Blocks: 2 vs. Notre Dame (11/16/23) , vs. Southeastern Louisiana (11/10/23)
Steals: 3 vs. Alabama A&M (11/21/23)
Minutes Played: 29 vs. Indiana (12/9/23)
Double-Figure Games: 5
20-Point Games: 1
10-Rebound Games: 1
5-Steal Games: None
Double-Doubles: 1
Dunks: 9

CAREER SUPERLATIVES

Points: 24 vs. Indiana (12/9/23), at Ole Miss (1/6/21)
Field Goals Made: 9 vs. Georgia (2/2/21)
Field Goals Attempted: 15 vs. Mississippi State (1/14/23)
3-Point Field Goals Made: 6 at Ole Miss (1/6/21)
3-Point Field Goals Attempted: 10 at Ole Miss (1/6/21)
Free Throws Made: 8 vs. Tennessee (2/27/21)
Free Throws Attempted: 10 vs. Tennessee (2/27/21)
Rebounds: 11 vs. Texas A&M (2/12/22), vs. Saint Joseph's (11/26/20)
Assists: 8 vs. Memphis (12/12/20)
Blocks: 5 at Georgia (1/13/21)
Steals: 4 vs. Texas Southern (11/18/22)
Minutes Played: 37 vs. Saint Joseph's (11/26/20)
Double-Figure Games: 47
20-Point Games: 5
10-Rebound Games: 4
Double-Doubles: 2
Dunks: 54

CAREER HONORS

- SEC Player of the Week (12/11/13)
- 2023 Legends Classic All-Tournament Team
- Three-Time SEC Academic Honor Roll (2020-21, 2021-22 and 2022-23)
- 2022-23 SEC Community Service Team
- 2022 Cancun Challenge Tournament MVP (Riviera Division)
- 2022 Cancun Challenge All-Tournament Team (Riviera Division)

2023-24 GAME-BY-GAME STATISTICS

Opponent	GS	Min.	FG-A	3FG-A	FT-A	O-D-T	PF	A	TO	BLK	STL	PTS
vs. Baylor	*	26	2-6	0-1	0-0	2-4-6	1	1	2	1	0	4
SE Louisiana	*	21	2-7	2-5	3-4	2-1-3	1	2	1	2	1	9
vs. Notre Dame	*	22	5-9	1-3	0-0	1-6-7	0	2	1	2	0	11
vs. St. Bonaventure*		22	4-6	0-1	3-3	3-7-10	2	1	2	0	1	11
Alabama A&M	*	18	3-4	1-2	3-4	1-5-6	0	1	0	1	3	10
Virginia Tech	*	13	1-4	0-1	1-1	2-3-5	4	2	1	0	2	3
at App State	*	22	3-5	0-1	0-1	0-3-3	2	0	1	0	0	6
vs. Indiana	*	29	8-14	2-4	6-9	2-4-6	3	7	0	1	1	24
vs. UNC Asheville	*	18	3-6	0-0	2-2	1-3-4	1	3	2	0	2	8
USC	*	26	6-9	2-4	0-1	0-3-3	2	2	0	0	0	14
Alabama State												
Chattanooga												
Penn												
at Arkansas												
Texas A&M												
LSU												
at Vanderbilt												
Ole Miss												
at Alabama												
at Mississippi St.												
Vanderbilt												
at Ole Miss												
Alabama												
at Florida												
South Carolina												
Kentucky												
at Georgia												
at Tennessee												
Mississippi State												
at Missouri												
Georgia												

WILLIAMS' CAREER STATISTICS

SEASON	TEAM	GP-GS	MIN/AVG	Field Goals			3-Point		F-Throws		Rebounds				Scoring					
				FG-FGA	FG%	3FG-3FGA	3FG%	FT-FTA	FT%	OFF	DEF	TOT	AVG	PF-FO	A	TO	BLK	STL	PTS	AVG
2019-20	AUB	14-0	100/7.1	15-28	.536	1-9	.111	3-3	1.000	8	17	25	1.8	12-0	6	6	5	6	34	2.4
2020-21	AUB	27-27	713/26.4	116-224	.518	32-94	.340	31-49	.633	36	91	127	4.7	66-0	54	49	39	18	295	10.9
2021-22	AUB	33-0	462/14.0	72-151	.477	15-51	.294	27-33	.818	33	55	88	2.7	57-1	27	30	16	8	186	5.6
2022-23	AUB	33-33	918/27.8	136-292	.466	40-113	.354	56-73	.767	41	113	154	4.7	78-2	74	39	25	35	368	11.2
2023-24	AUB	10-10	219/21.9	37-70	.529	8-22	.364	18-25	.720	14	39	53	5.3	16-0	21	10	7	10	100	10.0
TOTAL		117-70	2412/20.6	376-765	.492	96-289	.332	135-183	.738	132	315	447	3.8	229-3	182	134	92	77	983	8.4

3

TRE DONALDSON

G | 6-3 | 200 | So.

Tallahassee, Fla.

(Florida State Univ. School)



SEASON SUPERLATIVES

Points: 15 vs. UNC Asheville (12/13/23)
Field Goals Made: 6 vs. UNC Asheville (12/13/23)
FG Attempted: 12 at Appalachian State (12/3/23)
3-Point Field Goals Made: 2 (three times)
3-Point Field Goals Attempted: 5 at Appalachian State (12/3/23)
Free Throws Made: 3 vs. UNC Asheville (12/13/23)
Free Throws Attempted: 4 vs. UNC Asheville (12/13/23)
Rebounds: 7 vs. Indiana (12/9/23)
Assists: 5 (three times)
Blocks: None
Steals: 2 vs. USC (12/17/23), vs. Indiana (12/9/23)
Minutes Played: 23 at Appalachian State (12/3/23)
Double-Figure Games: 4
20-Point Games: None
10-Rebound Games: None
5-Steal Games: None
Double-Doubles: None
Dunks: None

CAREER SUPERLATIVES

Points: 15 vs. UNC Asheville (12/13/23)
Field Goals Made: 6 vs. UNC Asheville (12/13/23)
Field Goals Attempted: 12 at Appalachian State (12/3/23)
3-Point Field Goals Made: 3 vs. Iowa (3/16/23)
3-Point Field Goals Attempted: 5 at Appalachian State (12/3/23)
Free Throws Made: 3 vs. UNC Asheville (12/13/23)
Free Throws Attempted: 4 vs. UNC Asheville (12/13/23)
Rebounds: 7 vs. Indiana (12/9/23)
Assists: 7 at Washington (12/21/22)
Blocks: 1 vs. Houston (3/18/23)
Steals: 4 at USC (12/18/22)
Minutes Played: 23 at Appalachian State (12/3/23)
Double-Figure Games: 6
20-Point Games: None
10-Rebound Games: None
Double-Doubles: None
Dunks: 2

CAREER HONORS

• 2022-23 First-Year SEC Academic Honor Roll

2023-24 GAME-BY-GAME STATISTICS

Opponent	GS	Min.	FG-A	3FG-A	FT-A	O-D-T	PF	A	TO	BLK	STL	PTS
vs. Baylor	*	14	2-3	0-1	2-2	0-3-3	4	1	4	0	0	6
SE Louisiana	*	18	1-4	1-2	0-0	0-3-3	2	4	1	0	0	3
vs. Notre Dame		16	4-6	2-4	0-0	0-1-1	2	5	0	0	1	10
vs. St. Bonaventure		16	1-2	1-2	0-0	0-0-0	0	3	3	0	0	3
Alabama A&M	*	21	2-5	0-1	2-2	1-2-3	1	3	3	0	0	6
Virginia Tech		18	4-6	1-1	0-0	2-0-2	0	3	0	0	1	9
at App State		23	5-12	2-5	0-0	2-1-3	1	5	2	0	1	12
vs. Indiana		18	4-7	2-4	0-0	0-7-7	1	3	0	0	2	10
vs. UNC Asheville		19	6-8	0-2	3-4	0-0-0	2	2	1	0	0	15
USC		16	3-4	0-0	1-1	0-2-2	0	5	1	0	2	7
Alabama State												
Chattanooga												
Penn												
at Arkansas												
Texas A&M												
LSU												
at Vanderbilt												
Ole Miss												
at Alabama												
at Mississippi St.												
Vanderbilt												
at Ole Miss												
Alabama												
at Florida												
South Carolina												
Kentucky												
at Georgia												
at Tennessee												
Mississippi State												
at Missouri												
Georgia												

DONALDSON'S CAREER STATISTICS

SEASON	TEAM	GP-GS	MIN/AVG	Field Goals		3-Point		F-Throws		Rebounds				Scoring						
				FG-FGA	FG%	3FG-3FGA	3FG%	FT-FTA	FT%	OFF	DEF	TOT	AVG	PF-FO	A	TO	BLK	STL	PTS	AVG
2022-23	AUB	32-0	337/10.5	28-73	.384	13-32	.406	11-20	.550	3	43	46	1.4	32-1	39	19	1	21	80	2.5
2023-24	AUB	10-3	181/18.1	32-57	.561	9-22	.409	8-9	.889	5	19	24	2.4	13-0	34	15	0	7	81	8.1
TOTAL		42-3	517/12.3	60-130	.462	22-54	.407	19-29	.655	8	62	70	1.7	45-1	73	34	1	28	161	3.8

4

JOHNI BROOME

F/C | 6-10 | 240 | Jr.
Plant City, Fla.
(Morehead State)



SEASON SUPERLATIVES

Points: 30 vs. Virginia Tech (11/29/23)
Field Goals Made: 11 vs. Virginia Tech (11/29/23)
Field Goals Attempted: 19 vs. Virginia Tech (11/29/23)
3-Point Field Goals Made: 2 vs. Baylor (11/7/23)
3-Point Field Goals Attempted:
 3 at Appalachian State (12/3/23), vs. Baylor (11/7/23)
Free Throws Made: 8 vs. Virginia Tech (11/29/23)
Free Throws Attempted: 13 vs. Virginia Tech (11/29/23)
Rebounds: 13 at Appalachian State (12/3/23), vs. Virginia Tech (11/29/23)
Assists: 4 vs. Notre Dame (11/16/23)
Blocks: 4 vs. USC (12/17/23)
Steals: 2 vs. Indiana (12/9/23)
Minutes Played: 27 at Appalachian State (12/3/23)
Double-Figure Games: 8
30-Point Games: 1
20-Point Games: 1
10-Rebound Games: 4
5-Steal Games: None
Double-Doubles: 5
Dunks: 7

CAREER SUPERLATIVES

Points: 32 vs. Murray State (3/5/22)
Field Goals Made: 13 vs. Murray State (3/5/22)
Field Goals Attempted: 21 at Xavier (12/15/21)
3-Point Field Goals Made: 2 (three times)
3-Point Field Goals Attempted: 5 at Georgia (1/4/23)
Free Throws Made: 9 vs. Presbyterian (12/6/21)
Free Throws Attempted: 16 vs. Houston (3/18/23)
Rebounds: 18 vs. Georgia (2/1/23), vs. Belmont (1/20/22)
Assists: 5 (three times)
Blocks: 12 vs. UT Martin (2/16/22)
Steals: 4 vs. Colgate (12/2/22)
Minutes Played: 37 at Murray State (1/29/22)
Double-Figure Games: 91
30-Point Games: 2
20-Point Games: 23
10-Rebound Games: 50
Double-Doubles: 50
Dunks: 76

CAREER HONORS

- 2023 Legends Classic MVP and All-Tournament Team
- 2023-24 Naismith Trophy Player of the Year Watch List
- 2023-24 Preseason All-SEC First Team (Coaches and Media)
- 2023-24 Kareem Abdul-Jabbar Center of the Year Award Watch List
- 2022-23 All-SEC Second Team
- 2022-23 USBWA All-District IV Team
- 2022 Cancun Challenge All-Tournament Team (Riviera Division)
- 2022-23 First-Year SEC Academic Honor Roll
- 2023 NABC Honors Court
- Two-Time NABC All-District 18 First Team (2020-21 and 2021-22)
- 2021-22 Ohio Valley Conference Defensive Player of the Year
- 2020-21 OVC Freshman of the Year
- Two-Time All-OVC First Team (2020-21 and 2021-22)
- Two-Time OVC All-Tournament Team (2020-21 and 2021-22)

2023-24 GAME-BY-GAME STATISTICS

Opponent	GS	Min.	FG-A	3FG-A	FT-A	O-D-T	PF	A	TO	BLK	STL	PTS
vs. Baylor	*	25	4-10	2-3	6-10	5-6-11	6	2	1	1	0	16
SE Louisiana	*	24	7-12	1-1	3-3	2-9-11	4	2	2	2	1	18
vs. Notre Dame	*	19	7-11	1-2	0-1	2-4-6	4	4	3	1	0	15
vs. St. Bonaventure*		21	7-11	0-2	4-11	1-4-5	3	1	2	0	0	18
Alabama A&M		21	3-7	0-2	4-6	2-3-5	2	2	2	0	1	10
Virginia Tech	*	26	11-19	0-2	8-13	7-6-13	1	0	2	3	1	30
at App State	*	27	10-16	0-3	1-7	4-9-13	2	1	2	2	0	21
vs. Indiana	*	21	1-6	0-1	0-0	2-5-7	4	3	1	2	2	2
vs. UNC Asheville*		20	2-3	0-1	2-3	2-4-5	1	3	0	1	1	6
USC	*	23	4-14	0-2	3-3	1-2-3	0	0	0	4	0	11
Alabama State												
Chattanooga												
Penn												
at Arkansas												
Texas A&M												
LSU												
at Vanderbilt												
Ole Miss												
at Alabama												
at Mississippi St.												
Vanderbilt												
at Ole Miss												
Alabama												
at Florida												
South Carolina												
Kentucky												
at Georgia												
at Tennessee												
Mississippi State												
at Missouri												
Georgia												

BROOME'S CAREER STATISTICS

SEASON	TEAM	Field Goals					3-Point		F-Throws		Rebounds				Scoring					
		GP-GS	MIN/AVG	FG-FGA	FG%	3FG-3FGA	3FG%	FT-FTA	FT%	OFF	DEF	TOT	AVG	PF-FO	A	TO	BLK	STL	PTS	AVG
2020-21	More	30-27	776/25.9	172-302	.570	0-0	.000	68-110	.618	91	179	270	9.0	61-0	20	57	56	18	412	13.7
2021-22	More	34-34	961/28.3	244-440	.555	0-5	.000	84-132	.636	112	246	358	10.5	84-1	41	81	131	24	572	16.8
2022-23	AUB	33-33	875/26.5	194-368	.527	9-31	.290	70-125	.560	96	181	277	8.4	99-4	44	57	78	29	467	14.2
2023-24	AUB	10-9	228/22.8	56-109	.514	4-19	.211	31-57	.544	28	52	80	8.0	27-1	18	15	16	6	147	14.7
TOTAL FOR AUB		43-42	1103/25.6	250-477	.524	13-50	.260	101-182	.555	124	233	357	8.3	126-5	62	72	94	35	614	14.3
TOTAL		107-103	2839/26.5	666-1219	.546	13-55	.236	253-424	.597	327	658	985	9.2	271-6	123	210	281	77	1598	14.9

5

CHRIS MOORE
 F | 6-6 | 220 | Sr.
 West Memphis, Ark.
 (West Memphis HS)



SEASON SUPERLATIVES

Points: 10 vs. Notre Dame (11/16/23)
Field Goals Made: 3 vs. UNC Asheville (12/13/23), vs. Notre Dame (11/16/23)
Field Goals Attempted: 4 (three times)
3-Point Field Goals Made: 1 vs. Notre Dame (11/16/23)
3-Point Field Goals Attempted: 1 (seven times)
Free Throws Made: 3 vs. USC (12/17/23), vs. Notre Dame (11/16/23)
Free Throws Attempted: 4 vs. USC (12/17/23), vs. Notre Dame (11/16/23)
Rebounds: 5 vs. Alabama A&M (11/21/23)
Assists: 2 (three times)
Blocks: 2 vs. Baylor (11/7/23)
Steals: 2 vs. UNC Asheville (12/13/23)
Minutes Played: 23 vs. Alabama A&M (11/21/23), vs. Baylor (11/7/23)
Double-Figure Games: 1
20-Point Games: None
10-Rebound Games: None
5-Steal Games: None
Double-Doubles: None
Dunks: None

CAREER SUPERLATIVES

Points: 16 vs. ULM (11/12/21)
Field Goals Made: 5 at Washington (12/21/22), vs. ULM (11/12/21)
Field Goals Attempted: 9 vs. ULM (11/12/21)
3-Point Field Goals Made:
 3 vs. Texas Southern (11/18/22), vs. Missouri (1/26/21)
3-Point Field Goals Attempted:
 4 vs. Georgia (2/1/23), vs. Texas Southern (11/18/22)
Free Throws Made: 6 vs. ULM (11/12/21)
Free Throws Attempted: 6 at USC (12/18/22), vs. ULM (11/12/21)
Rebounds: 7 vs. Texas Southern (11/18/22)
Assists: 4 vs. Missouri (2/14/23)
Blocks: 2 vs. Baylor (11/7/23), vs. Yale (12/4/21)
Steals: 3 vs. Florida (12/28/22), vs. Troy (12/19/20)
Minutes Played: 25 at Alabama (3/1/23), vs. Florida (12/28/22)
Double-Figure Games: 6
20-Point Games: None
10-Rebound Games: None
Double-Doubles: None
Dunks: 8

2023-24 GAME-BY-GAME STATISTICS

Opponent	GS	Min.	FG-A	3FG-A	FT-A	O-D-T	PF	A	TO	BLK	STL	PTS
vs. Baylor	*	23	2-4	0-0	0-0	0-2-2	4	1	0	2	0	4
SE Louisiana	*	12	1-2	0-1	0-0	1-1-2	0	1	1	1	0	2
vs. Notre Dame	*	22	3-4	1-1	3-4	3-1-4	0	2	0	0	0	10
vs. St. Bonaventure	*	20	1-3	0-1	1-1	1-2-3	0	2	2	0	0	3
Alabama A&M	*	23	0-1	0-1	0-0	1-4-5	2	2	0	1	0	0
Virginia Tech	*	20	0-2	0-1	0-2	1-0-1	2	0	1	1	0	0
at App State	*	13	0-0	0-0	2-2	2-0-2	1	1	2	0	0	2
vs. Indiana	*	11	1-3	0-1	0-0	0-2-2	1	0	0	0	0	2
vs. UNC Asheville	*	10	3-4	0-1	0-0	0-0-0	0	0	0	0	2	6
USC	*	10	0-2	0-1	3-4	1-1-2	4	1	1	1	0	3
Alabama State												
Chattanooga												
Penn												
at Arkansas												
Texas A&M												
LSU												
at Vanderbilt												
Ole Miss												
at Alabama												
at Mississippi St.												
Vanderbilt												
at Ole Miss												
Alabama												
at Florida												
South Carolina												
Kentucky												
at Georgia												
at Tennessee												
Mississippi State												
at Missouri												
Georgia												

MOORE'S CAREER STATISTICS

SEASON	TEAM	GP-GS	MIN/AVG	Field Goals		3-Point		F-Throws		Rebounds				Scoring						
				FG-FGA	FG%	3FG-3FGA	3FG%	FT-FTA	FT%	OFF	DEF	TOT	AVG	PF-FO	A	TO	BLK	STL	PTS	AVG
2020-21	AUB	25-0	281/11.3	27-48	.563	6-15	.400	11-19	.579	28	23	51	2.0	28-0	12	18	6	8	71	2.8
2021-22	AUB	25-0	185/7.4	16-37	.432	0-5	.000	10-15	.667	20	15	35	1.4	19-0	6	15	4	8	42	1.7
2022-23	AUB	31-16	448/14.5	37-75	.493	9-22	.409	25-35	.714	36	30	66	2.1	47-0	19	21	9	15	108	3.5
2023-24	AUB	10-10	168/16.8	11-25	.440	1-8	.125	9-13	.692	10	13	23	2.3	14-0	10	7	6	2	32	3.2
TOTAL		91-26	1083/11.9	91-185	.492	16-50	.320	55-82	.671	94	81	175	1.9	108-0	47	61	25	33	253	2.8

10

CHAD BAKER-MAZARA

G/F | 6-7 | 180 | Jr.

Santo Domingo, Dominican Republic
(NW Florida State College)



SEASON SUPERLATIVES

Points: 15 vs. Virginia Tech (11/29/23)
Field Goals Made: 5 vs. Virginia Tech (11/29/23)
Field Goals Attempted: 10 vs. Virginia Tech (11/29/23)
3-Point Field Goals Made: 3 vs. UNC Asheville (12/13/23)
3-Point Field Goals Attempted: 5 at Appalachian State (12/3/23)
Free Throws Made: 5 (three times)
Free Throws Attempted:
 6 vs. USC (12/17/23), vs. Southeastern Louisiana (11/10/23)
Rebounds: 7 vs. UNC Asheville (12/13/23)
Assists: 6 vs. Alabama A&M (11/21/23)
Blocks: 1 (four times)
Steals: 2 vs. Virginia Tech (11/29/23), vs. Baylor (11/7/23)
Minutes Played:
 23 vs. Virginia Tech (11/29/23), vs. Southeastern Louisiana (11/10/23)
Double-Figure Games: 4
20-Point Games: None
10-Rebound Games: None
5-Steal Games: None
Double-Doubles: None
Dunks: 3

CAREER SUPERLATIVES

Points: 23 at Fordham (1/27/21)
Field Goals Made: 8 at Fordham (1/27/21)
Field Goals Attempted: 15 at Fordham (1/27/21)
3-Point Field Goals Made: 7 at Fordham (1/27/21)
3-Point Field Goals Attempted: 11 at Fordham (1/27/21)
Free Throws Made: 8 vs. Rhode Island (2/27/21)
Free Throws Attempted: 9 vs. Rhode Island (2/27/21)
Rebounds: 7 vs. UNC Asheville (12/13/23)
Assists: 6 vs. Alabama A&M (11/21/23)
Blocks: 3 vs. Rhode Island (2/27/21)
Steals: 3 (five times)
Minutes Played: 34 vs. Rhode Island (1/20/21)
Double-Figure Games: 17
20-Point Games: 3
10-Rebound Games: None
Double-Doubles: None
Dunks: 16

CAREER HONORS

- 2023 NJCAA Region 8 Most Outstanding Player
- 2023 NJCAA Region 8 All-Tournament Team
- 2023 All-Panhandle Conference First Team
- 2021-22 Mountain West Conference Sixth Man of the Year

2023-24 GAME-BY-GAME STATISTICS

Opponent	GS	Min.	FG-A	3FG-A	FT-A	O-D-T	PF	A	TO	BLK	STL	PTS
vs. Baylor	12	2-4	0-0	3-3	2-0-2	4	0	1	0	2	7	
SE Louisiana	23	3-6	1-3	5-6	0-6-6	3	1	0	0	1	12	
vs. Notre Dame	18	2-3	0-1	2-3	0-2-2	0	1	1	1	1	6	
vs. St. Bonaventure	20	2-4	1-2	0-0	2-1-3	3	2	0	1	0	5	
Alabama A&M	20	1-4	1-3	3-4	1-3-4	2	6	1	0	1	6	
Virginia Tech	23	5-10	0-3	5-5	2-2-4	3	3	0	1	2	15	
at App State	18	2-9	1-5	2-2	1-3-4	3	3	1	0	0	7	
vs. Indiana	22	4-8	1-2	2-2	1-0-1	1	4	0	0	1	11	
vs. UNC Asheville	19	3-6	3-3	2-2	1-6-7	0	1	1	1	0	11	
USC	22	1-3	0-1	5-6	1-3-4	1	0	0	0	1	7	
Alabama State												
Chattanooga												
Penn												
at Arkansas												
Texas A&M												
LSU												
at Vanderbilt												
Ole Miss												
at Alabama												
at Mississippi St.												
Vanderbilt												
at Ole Miss												
Alabama												
at Florida												
South Carolina												
Kentucky												
at Georgia												
at Tennessee												
Mississippi State												
at Missouri												
Georgia												

BAKER-MAZARA'S CAREER STATISTICS

SEASON	TEAM	GP-GS	MIN/AVG	Field Goals		3-Point		F-Throws		Rebounds				Scoring						
				FG-FGA	FG%	3FG-3FGA	3FG%	FT-FTA	FT%	OFF	DEF	TOT	AVG	PF-FO	A	TO	BLK	STL	PTS	AVG
2020-21	DU	15-13	364/24.3	46-105	.438	25-60	.417	26-32	.813	10	33	43	2.9	45-4	17	13	13	15	143	9.5
2021-22	SDSU	31-0	399/12.9	66-157	.420	22-56	.393	44-49	.898	9	54	63	2.0	45-0	18	23	14	21	198	6.4
2023-24	AUB	10-0	200/20.0	25-57	.439	8-23	.348	29-33	.879	11	26	37	3.7	20-0	21	5	4	9	87	8.7
TOTAL FOR AUB		10-0	200/20.0	25-57	.439	8-23	.348	29-33	.879	11	26	37	3.7	20-0	21	5	4	9	87	8.7
TOTAL		56-13	963/17.2	137-319	.429	55-139	.396	99-114	.868	30	113	143	2.6	110-4	56	41	31	45	428	7.6

12

DENVER JONES

G | 6-4 | 205 | Jr.
New Market, Ala.
(FIU)



SEASON SUPERLATIVES

Points: 13 vs. Baylor (11/7/23)
Field Goals Made: 4 vs. UNC Asheville (12/13/23), vs. Baylor (11/7/23)
Field Goals Attempted: 10 vs. Baylor (11/7/23)
3-Point FG Made: 3 vs. St. Bonaventure (11/17/23), vs. Baylor (11/7/23)
3-Point Field Goals Attempted: 5 vs. Baylor (11/7/23)
Free Throws Made: 6 vs. USC (12/17/23), vs. Virginia Tech (11/29/23)
Free Throws Att.: 6 vs. USC (12/17/23), vs. Virginia Tech (11/29/23)
Rebounds: 5 vs. UNC Asheville (12/13/23), vs. Virginia Tech (11/29/23)
Assists: 4 at Appalachian State (12/3/23), vs. SE Louisiana (11/10/23)
Blocks: None
Steals: 1 (five times)
Minutes Played: 24 vs. Virginia Tech (11/29/23), vs. Baylor (11/7/23)
Double-Figure Games: 4
20-Point Games: None
10-Rebound Games: None
5-Steal Games: None
Double-Doubles: None
Dunks: None

CAREER SUPERLATIVES

Points: 30 at Rice (3/4/23)
Field Goals Made: 10 (three times)
Field Goals Attempted: 23 vs. Louisiana Tech (3/8/23)
3-Point Field Goals Made: 7 vs. Southern Miss (2/3/22)
3-Point Field Goals Attempted: 11 at UTSA (1/21/23)
Free Throws Made: 11 vs. UAB (1/7/23)
Free Throws Attempted: 12 vs. Rice (2/19/22)
Rebounds: 13 at Eastern Michigan (12/11/21)
Assists: 6 (three times)
Blocks: 1 (three times)
Steals: 4 (six times)
Minutes Played: 47 at Eastern Michigan (12/11/21)
Double-Figure Games: 50
30-Point Games: 1
20-Point Games: 19
10-Rebound Games: 1
Double-Doubles: 1
Dunks: 9

CAREER HONORS

- 2022-23 All-Conference USA First Team
- Conference USA Freshman of the Week (Dec. 13, 2021)
- 2020-21 Jayhawk Conference Freshman of the Year
- 2020-21 NJCAA All-Region 6 Second Team
- 2020-21 All-Jayhawk Conference First Team

2023-24 GAME-BY-GAME STATISTICS

Opponent	GS	Min.	FG-A	3FG-A	FT-A	O-D-T	PF	A	TO	BLK	STL	PTS
vs. Baylor	*	24	4-10	3-5	2-2	0-1-1	2	2	2	0	1	13
SE Louisiana	*	22	2-5	1-3	3-4	0-2-2	1	4	2	0	0	8
vs. Notre Dame	*	18	1-5	0-2	0-0	0-2-2	0	1	1	0	1	2
vs. St. Bonaventure*		21	3-4	3-3	3-4	1-1-2	0	3	0	0	0	12
Alabama A&M		17	3-6	1-4	1-1	0-2-2	2	0	1	0	1	8
Virginia Tech	*	24	1-4	0-2	6-6	1-4-5	0	1	0	0	1	8
at App State	*	17	0-5	0-3	0-0	1-3-4	0	4	0	0	0	0
vs. Indiana	*	18	3-6	2-4	4-4	0-1-1	0	2	1	0	0	12
vs. UNC Asheville	*	23	4-8	1-4	0-0	0-5-5	2	1	2	0	0	9
USC	*	23	2-4	2-2	6-6	1-2-3	3	1	1	0	1	12
Alabama State												
Chattanooga												
Penn												
at Arkansas												
Texas A&M												
LSU												
at Vanderbilt												
Ole Miss												
at Alabama												
at Mississippi St.												
Vanderbilt												
at Ole Miss												
Alabama												
at Florida												
South Carolina												
Kentucky												
at Georgia												
at Tennessee												
Mississippi State												
at Missouri												
Georgia												

JONES' CAREER STATISTICS

SEASON	TEAM	GP-GS	MIN/AVG	Field Goals		3-Point		F-Throws		Rebounds				Scoring						
				FG-FGA	FG%	3FG-3FGA	3FG%	FT-FTA	FT%	OFF	DEF	TOT	AVG	PF-FO	A	TO	BLK	STL	PTS	AVG
2021-22	FIU	31-7	832/26.8	114-294	.388	49-142	.345	112-125	.896	22	93	115	3.7	45-0	71	52	2	28	389	12.5
2022-23	FIU	28-28	935/33.4	187-391	.478	59-159	.371	131-155	.845	25	82	107	3.8	45-1	56	90	1	49	564	20.1
2023-24	AUB	10-9	209/20.9	23-57	.404	13-32	.406	25-27	.926	4	23	27	2.7	10-0	19	10	0	5	84	8.4
TOTAL FOR AUB	10-9	209/20.9	23-57	.404	13-32	.406	25-27	.926	4	23	27	2.7	10-0	19	10	0	5	84	8.4	
TOTAL	69-44	1976/28.6	324-742	.437	121-333	.363	268-307	.873	51	198	249	3.6	100-1	146	152	3	82	1037	15.0	

20

CARTER SOBERA

G | 6-5 | 210 | Sr.
Birmingham, Ala.
Mountain Brook HS



SEASON SUPERLATIVES

Points: None
Field Goals Made: None
Field Goals Attempted: None
3-Point Field Goals Made: None
3-Point Field Goals Attempted: None
Free Throws Made: None
Free Throws Attempted: None
Rebounds: 1 vs. Alabama A&M (11/21/23)
Assists: None
Blocks: None
Steals: None
Minutes Played: 2 vs. Indiana (12/9/23), vs. Alabama A&M (11/21/23)
Double-Figure Games: None
20-Point Games: None
10-Rebound Games: None
5-Steal Games: None
Double-Doubles: None
Dunks: None

CAREER SUPERLATIVES

Points: 3 vs. Alabama (2/1/22)
Field Goals Made: 1 vs. Alabama (2/1/22)
Field Goals Attempted: 1 vs. Alabama (2/1/22)
3-Point Field Goals Made: None
3-Point Field Goals Attempted: None
Free Throws Made: 1 vs. Alabama (2/1/22)
Free Throws Attempted: 2 vs. Yale (12/4/21)
Rebounds: 2 vs. Yale (12/4/21)
Assists: None
Blocks: None
Steals: 1 vs. Yale (12/4/21)
Minutes Played: 2 (three times)
20-Point Games: None
10-Rebound Games: None
Double-Doubles: None
Dunks: None

CAREER HONORS

- 2023 NABC Honors Court
- Two-Time SEC Academic Honor Roll (2021-22 and 2022-23)

2023-24 GAME-BY-GAME STATISTICS

Opponent	GS	Min.	FG-A	3FG-A	FT-A	O-D-T	PF	A	TO	BLK	STL	PTS
vs. Baylor												
SE Louisiana												
vs. Notre Dame	1		0-0	0-0	0-0	0-0-0	0	0	0	0	0	0
vs. St. Bonaventure												
Alabama A&M	2		0-0	0-0	0-0	0-1-1	0	0	0	0	0	0
Virginia Tech	1		0-0	0-0	0-0	0-0-0	0	0	0	0	0	0
at App State												
vs. Indiana	2		0-0	0-0	0-0	0-0-0	0	0	0	0	0	0
vs. UNC Asheville	1		0-0	0-0	0-0	0-0-0	0	0	0	0	0	0
USC												
Alabama State												
Chattanooga												
Penn												
at Arkansas												
Texas A&M												
LSU												
at Vanderbilt												
Ole Miss												
at Alabama												
at Mississippi St.												
Vanderbilt												
at Ole Miss												
Alabama												
at Florida												
South Carolina												
Kentucky												
at Georgia												
at Tennessee												
Mississippi State												
at Missouri												
Georgia												

SOBERA'S CAREER STATISTICS

SOBERA, Carter

SEASON	TEAM	GP-GS	MIN/AVG	Field Goals		3-Point		F-Throws		Rebounds				Scoring						
				FG-FGA	FG%	3FG-3FGA	3FG%	FT-FTA	FT%	OFF	DEF	TOT	AVG	PF-FO	A	TO	BLK	STL	PTS	AVG
2021-22	AUB	4-0	6/1.6	1-1	1.000	0-0	.000	1-3	.333	0	4	4	1.0	1-0	0	1	0	1	3	0.8
2022-23	AUB	3-0	2/0.6	0-0	.000	0-0	.000	0-0	.000	0	0	0	0.0	0-0	0	0	0	0	0	0.0
2023-24	AUB	5-0	8/1.6	0-0	.000	0-0	.000	0-0	.000	0	1	1	0.2	0-0	0	0	0	0	0	0.0

23

ADDARIN SCOTT

F | 6-9 | 207 | Jr.
Dallas, Texas
(Navarro College)



SEASON SUPERLATIVES

Points: 2 vs. Alabama A&M (11/21/23)
Field Goals Made: None
Field Goals Attempted: None
3-Point Field Goals Made: None
3-Point Field Goals Attempted: None
Free Throws Made: 2 vs. Alabama A&M (11/21/23)
Free Throws Attempted: 2 vs. Alabama A&M (11/21/23)
Rebounds: None
Assists: None
Blocks: None
Steals: None
Minutes Played: 2 vs. Indiana (12/9/23), vs. Alabama A&M (11/21/23)
Double-Figure Games: None
20-Point Games: None
10-Rebound Games: None
5-Steal Games: None
Double-Doubles: None
Dunks: None

CAREER SUPERLATIVES

Points: 2 vs. Alabama A&M (11/21/23)
Field Goals Made: None
Field Goals Attempted: None
3-Point Field Goals Made: None
3-Point Field Goals Attempted: None
Free Throws Made: 2 vs. Alabama A&M (11/21/23)
Free Throws Attempted: 2 vs. Alabama A&M (11/21/23)
Rebounds: None
Assists: None
Blocks: None
Steals: None
Minutes Played: 2 vs. Indiana (12/9/23), vs. Alabama A&M (11/21/23)
Double-Figure Games: None
20-Point Games: None
10-Rebound Games: None
5-Steal Games: None
Double-Doubles: None
Dunks: None

2023-24 GAME-BY-GAME STATISTICS

Opponent	GS	Min.	FG-A	3FG-A	FT-A	O-D-T	PF	A	TO	BLK	STL	PTS
vs. Baylor		DNP										
SE Louisiana		DNP										
vs. Notre Dame	1		0-0	0-0	0-0	0-0-0	0	0	0	0	0	0
vs. St. Bonaventure		DNP										
Alabama A&M	2		0-0	0-0	2-2	2-0-2	1	0	1	0	0	2
Virginia Tech	1		0-0	0-0	0-0	0-0-0	0	0	0	0	0	0
at App State		DNP										
vs. Indiana	2		0-0	0-0	0-0	0-0-0	0	0	0	0	0	0
vs. UNC Asheville	1		0-0	0-0	0-0	0-0-0	0	0	0	0	0	0
USC		DNP										
Alabama State												
Chattanooga												
Penn												
at Arkansas												
Texas A&M												
LSU												
at Vanderbilt												
Ole Miss												
at Alabama												
at Mississippi St.												
Vanderbilt												
at Ole Miss												
Alabama												
at Florida												
South Carolina												
Kentucky												
at Georgia												
at Tennessee												
Mississippi State												
at Missouri												
Georgia												


SCOTT'S CAREER STATISTICS

		Field Goals		3-Point		F-Throws		Rebounds				Scoring								
SEASON	TEAM	GP-GS	MIN/AVG	FG-FGA	FG%	3FG-3FGA	3FG%	FT-FTA	FT%	OFF	DEF	TOT	AVG	PF-FO	A	TO	BLK	STL	PTS	AVG
2023-24	AUB	4-0	6/1.6	0-3	.000	0-0	.000	4-6	.667	0	0	0	0.0	0-0	0	0	0	0	4	1.0
TOTAL		4-0	6/1.6	0-3	.000	0-0	.000	4-6	.667	0	0	0	0.0	0-0	0	0	0	0	4	1.0

24

LIOR BERMAN

G | 6-4 | 210 | Gr.
Birmingham, Ala.
(Mountain Brook HS)



SEASON SUPERLATIVES

Points: 5 vs. UNC Asheville (12/13/23)
Field Goals Made: 1 (three times)
Field Goals Attempted: 3 vs. UNC Asheville (12/13/23), vs. Indiana (12/9/23)
3-Point Field Goals Made:
 1 vs. UNC Asheville (12/13/23), vs. Indiana (12/9/23)
3-Point Field Goals Attempted:
 2 vs. UNC Asheville (12/13/23), vs. Indiana (12/9/23)
Free Throws Made: 1 vs. USC (12/17/23)
Free Throws Attempted: 2 vs. USC (12/17/23), vs. Alabama A&M (11/21/23)
Rebounds: 3 at Appalachian State (12/3/23), vs. Notre Dame (11/16/23)
Assists: 1 vs. USC (12/17/23), vs. Indiana (12/9/23)
Blocks: 1 vs. Alabama A&M (11/21/23)
Steals: None
Minutes Played: 14 at Appalachian State (12/3/23)
Double-Figure Games: None
20-Point Games: None
10-Rebound Games: None
5-Steal Games: None
Double-Doubles: None
Dunks: None

CAREER SUPERLATIVES

Points: 8 (four times)
Field Goals Made: 3 (four times)
Field Goals Attempted: 6 vs. Nebraska (12/11/21)
3-Point Field Goals Made: 2 (six times)
3-Point Field Goals Attempted: 4 (three times)
Free Throws Made: 1 (five times)
Free Throws Attempted: 2 (four times)
Rebounds: 4 vs. Texas A&M (1/25/23), vs. North Alabama (12/14/21)
Assists: 1 (11 times)
Blocks: 1 vs. Alabama A&M (11/21/23), vs. North Alabama (12/14/21)
Steals: 1 (13 times)
Minutes Played: 19 vs. Nebraska (12/11/21)
Double-Figure Games: None
20-Point Games: None
10-Rebound Games: None
Double-Doubles: None
Dunks: 1

CAREER HONORS

- Three-Time SEC Academic Honor Roll (2020-21, 2021-22 and 2022-23)
- 2022 CSC Academic All-District Team
- Three-Time NABC Honors Court (2021, 2022 and 2023)
- 2019-20 First-Year SEC Academic Honor Roll

2023-24 GAME-BY-GAME STATISTICS

Opponent	GS	Min.	FG-A	3FG-A	FT-A	O-D-T	PF	A	TO	BLK	STL	PTS
vs. Baylor	4	0-0	0-0	0-0	0-0	0-0-0	1	0	0	0	0	0
SE Louisiana	2	0-1	0-1	0-0	0-0-0	0	0	0	0	0	0	0
vs. Notre Dame	5	0-0	0-0	0-0	1-2-3	2	0	0	0	0	0	0
vs. St. Bonaventure	DNP											
Alabama A&M	6	0-0	0-0	0-2	0-1-1	0	0	0	1	0	0	0
Virginia Tech	5	0-0	0-0	0-0	0-1-1	0	0	0	0	0	0	0
at App State	14	1-2	0-1	0-0	3-0-3	0	0	0	0	0	2	2
vs. Indiana	8	1-3	1-2	0-0	0-1-1	1	1	0	0	0	3	3
vs. UNC Asheville	9	2-3	1-2	0-0	0-1-1	1	0	0	0	0	5	5
USC	7	1-1	0-0	1-2	1-0-1	2	1	0	0	0	3	3
Alabama State												
Chattanooga												
Penn												
at Arkansas												
Texas A&M												
LSU												
at Vanderbilt												
Ole Miss												
at Alabama												
at Mississippi St.												
Vanderbilt												
at Ole Miss												
Alabama												
at Florida												
South Carolina												
Kentucky												
at Georgia												
at Tennessee												
Mississippi State												
at Missouri												
Georgia												

BERMAN'S CAREER STATISTICS

SEASON	TEAM	GP-GS	MIN/AVG	Field Goals		3-Point		F-Throws		Rebounds				Scoring							
				FG-FGA	FG%	3FG-3FGA	3FG%	FT-FTA	FT%	OFF	DEF	TOT	AVG	PF-FO	A	TO	BLK	STL	PTS	AVG	
2019-20	AUB	2-0	3/1.4	0-1	.000	0-0	.000	0-0	.000	0	0	0	0.0	0-0	0	0	0	0	0	0	0.0
2020-21	AUB	11-0	29/2.7	4-12	.333	4-11	.364	1-1	1.000	0	2	2	0.2	1-0	0	0	0	0	0	13	1.2
2021-22	AUB	20-0	166/8.3	16-40	.400	8-17	.471	0-1	.000	8	6	14	0.7	18-0	6	3	1	5	40	2.0	
2022-23	AUB	25-0	236/9.4	20-49	.408	11-31	.355	3-5	.600	12	17	29	1.2	31-0	3	8	0	8	54	2.2	
2023-24	AUB	9-0	62/6.8	5-10	.500	2-6	.333	1-4	.250	5	6	11	1.2	7-0	2	0	1	0	13	1.4	
TOTAL		67-0	495/7.4	45-112	.402	25-65	.385	5-11	.455	25	31	56	0.8	57-0	11	11	2	13	120	1.8	

31

CHANEY JOHNSON

F | 6-7 | 220 | Jr.
Alabaster, Ala.
(UAH)



SEASON SUPERLATIVES

- Points:** 15 vs. Alabama A&M (11/21/23)
- Field Goals Made:** 6 vs. Alabama A&M (11/21/23)
- Field Goals Attempted:** 11 vs. Southeastern Louisiana (11/10/23)
- 3-Point Field Goals Made:** 1 vs. Virginia Tech (11/29/23)
- 3-Point Field Goals Attempted:** 3 vs. Southeastern Louisiana (11/10/23)
- Free Throws Made:** 3 vs. Alabama A&M (11/21/23)
- Free Throws Attempted:** 4 vs. Alabama A&M (11/21/23)
- Rebounds:** 11 vs. Southeastern Louisiana (11/10/23)
- Assists:** 2 vs. UNC Asheville (12/13/23)
- Blocks:** 2 vs. Virginia Tech (11/29/23)
- Steals:** 2 vs. Alabama A&M (11/21/23), vs. St. Bonaventure (11/17/23)
- Minutes Played:** 20 vs. UNC Asheville (12/13/23)
- Double-Figure Games:** 1
- 20-Point Games:** None
- 10-Rebound Games:** 1
- 5-Steal Games:** None
- Double-Doubles:** None
- Dunks:** 5

CAREER HONORS

- 2023 Alabama Sports Writers Association Small College Athlete of the Year
- 2023 Gulf South Conference Player of the Year
- Two-Time NABC Division II All-District South Team (2022 and 2023)
- Two-Time All-Gulf South Conference First Team (2022 and 2023)
- Three-Time GSC Academic Honor Roll (2020-21, 2021-22, 2022-23)

2023-24 GAME-BY-GAME STATISTICS

Opponent	GS	Min.	FG-A	3FG-A	FT-A	O-D-T	PF	A	TO	BLK	STL	PTS
vs. Baylor	13	1-3	0-0	0-0	1-2-3	2	1	0	0	0	2	
SE Louisiana	18	2-11	0-3	0-0	7-4-11	1	1	3	1	1	4	
vs. Notre Dame	13	2-2	0-0	0-0	0-4-4	5	1	0	0	0	4	
vs. St. Bonaventure	19	0-3	0-2	0-0	0-5-5	2	0	2	0	2	0	
Alabama A&M	17	6-8	0-1	3-4	0-4-4	3	0	1	1	2	15	
Virginia Tech	18	1-4	1-1	0-0	1-2-3	3	1	2	2	0	3	
at App State	18	1-1	0-0	0-2	1-3-4	2	0	0	0	1	2	
vs. Indiana	7	0-0	0-0	0-0	0-0-0	4	0	0	0	0	0	
vs. UNC Asheville	20	3-5	0-1	2-2	2-2-4	4	2	0	1	0	8	
USC	14	1-3	0-1	1-1	1-2-3	2	0	1	0	1	3	
Alabama State												
Chattanooga												
Penn												
at Arkansas												
Texas A&M												
LSU												
at Vanderbilt												
Ole Miss												
at Alabama												
at Mississippi St.												
Vanderbilt												
at Ole Miss												
Alabama												
at Florida												
South Carolina												
Kentucky												
at Georgia												
at Tennessee												
Mississippi State												
at Missouri												
Georgia												

CAREER SUPERLATIVES (DIVISION II and DIVISION I)

- Points:** 35 vs. Embry-Riddle (11/7/21)
- Field Goals Made:** 13 vs. Embry-Riddle (11/7/21)
- Field Goals Attempted:** 23 vs. Lee (2/12/22)
- 3-Point Field Goals Made:** 5 vs. Embry-Riddle (11/7/21)
- 3-Point Field Goals Attempted:** 6 vs. Embry-Riddle (11/7/21)
- Free Throws Made:** 10 vs. Mississippi College (2/4/23)
- Free Throws Attempted:** 14 vs. Mississippi College (2/4/23)
- Rebounds:** 12 vs. Lee (12/2/22), vs. West Georgia (3/1/22)
- Assists:** 6 vs. Montevallo (1/18/23)
- Blocks:** 3 at Nova Southeastern (3/14/23), Christian Brothers (1/13/22)
- Steals:** 4 vs. Union (3/6/22)
- Minutes Played:** 38 at West Alabama (11/28/22)
- Double-Figure Games:** 68
- 30-Point Games:** 1
- 20-Point Games:** 17
- 10-Rebound Games:** 7
- Double-Doubles:** 5
- Dunks:** 69

JOHNSON'S CAREER STATISTICS (DIVISION II and DIVISION I)

SEASON	TEAM	GP-GS	MIN/AVG	Field Goals		3-Point		F-Throws		Rebounds				Scoring						
				FG-FGA	FG%	3FG-3FGA	3FG%	FT-FTA	FT%	OFF	DEF	TOT	AVG	PF-FO	A	TO	BLK	STL	PTS	AVG
2020-21	UAH	19-0	220/11.6	31-72	.431	11-28	.393	10-20	.500	12	25	37	1.9	31-0	4	19	2	6	83	4.4
2021-22	UAH	33-31	781/23.7	218-372	.586	32-69	.464	86-115	.748	61	126	187	5.7	100-9	39	75	22	26	554	16.8
2022-23	UAH	35-35	891/25.5	203-392	.518	24-81	.296	128-167	.766	49	182	231	6.6	69-1	55	74	18	39	558	15.9
2023-24	AUB	10-0	158/15.8	17-40	.425	1-9	.111	6-9	.667	13	28	41	4.1	28-1	6	9	5	7	41	4.1
TOTAL FOR AUB		10-0	158/15.8	17-40	.425	1-9	.111	6-9	.667	13	28	41	4.1	28-1	6	9	5	7	41	4.1
TOTAL		97-66	2051/21.1	469-876	.535	68-187	.364	230-311	.740	135	361	496	5.1	228-11	104	177	47	78	1236	12.7

44

DYLAN CARDWELL

G | 6-11 | 255 | Sr.
Augusta, Ga.
(McEachern HS)



SEASON SUPERLATIVES

Points: 11 vs. USC (12/17/23)
Field Goals Made: 4 vs. USC (12/17/23)
Field Goals Attempted: 6 vs. UNC Asheville (12/13/23)
3-Point Field Goals Made: None
3-Point Field Goals Attempted: 1 vs. USC (12/17/23)
Free Throws Made: 6 vs. St. Bonaventure (11/17/23)
Free Throws Attempted: 6 vs. St. Bonaventure (11/17/23)
Rebounds: 9 vs. Alabama A&M (11/21/23)
Assists: 4 vs. Baylor (11/7/23)
Blocks: 5 vs. Baylor (11/7/23)
Steals: 3 vs. USC (12/17/23)
Minutes Played: 18 vs. UNC Asheville (12/13/23)
Double-Figure Games: 1
20-Point Games: None
10-Rebound Games: None
5-Steal Games: None
Double-Doubles: None
Dunks: 13

CAREER SUPERLATIVES

Points: 11 vs. USC (12/17/23)
Field Goals Made: 5 vs. Ole Miss (2/6/21), vs. Yale (12/4/21)
Field Goals Attempted: 8 vs. Missouri (2/14/23)
3-Point Field Goals Made: 1 vs. Mississippi State (3/6/21)
3-Point Field Goals Attempted: 1 (four times)
Free Throws Made: 6 vs. St. Bonaventure (11/17/23), vs. Missouri (1/26/21)
Free Throws Attempted: 7 vs. Missouri (1/26/21)
Rebounds: 10 vs. Missouri (2/14/23)
Assists: 4 vs. Baylor (11/7/23)
Blocks: 5 (three times)
Steals: 4 at South Carolina (1/4/22)
Minutes Played: 29 vs. Ole Miss (2/6/21)
Double-Figure Games: 3
20-Point Games: None
10-Rebound Games: 1
Double-Doubles: None
Dunks: 80

CAREER HONORS

- 2022-23 CSC Academic All-District Team
- 2023 NABC Honors Court
- 2021-22 SEC Community Service Team
- Two-Time SEC Academic Honor Roll (2021-22 and 2022-23)
- 2020-21 First-Year SEC Academic Honor Roll

2023-24 GAME-BY-GAME STATISTICS

Opponent	GS	Min.	FG-A	3FG-A	FT-A	O-D-T	PF	A	TO	BLK	STL	PTS
vs. Baylor	14	2-3	0-0	1-3	2-2-4	4	4	0	5	1	5	
SE Louisiana	16	3-3	0-0	0-0	2-2-4	3	0	0	1	0	6	
vs. Notre Dame	15	1-2	0-0	0-0	1-0-1	2	1	4	1	2	2	
vs. St. Bonaventure	16	1-2	0-0	6-6	2-2-4	3	2	0	0	0	8	
Alabama A&M *	17	3-5	0-0	0-0	5-4-9	0	2	3	2	1	6	
Virginia Tech	12	0-0	0-0	2-5	0-0-0	1	2	0	0	0	2	
at App State	13	2-3	0-0	0-0	3-1-4	3	0	1	0	0	4	
vs. Indiana	17	1-2	0-0	0-0	4-4-8	1	0	0	0	1	2	
vs. UNC Asheville	18	3-6	0-0	0-0	1-0-1	2	0	0	1	0	6	
UNC	17	4-5	0-1	3-4	2-3-5	3	2	0	2	3	11	
Alabama State												
Chattanooga												
Penn												
at Arkansas												
Texas A&M												
LSU												
at Vanderbilt												
Ole Miss												
at Alabama												
at Mississippi St.												
Vanderbilt												
at Ole Miss												
Alabama												
at Florida												
South Carolina												
Kentucky												
at Georgia												
at Tennessee												
Mississippi State												
at Missouri												
Georgia												

CARDWELL'S CAREER STATISTICS

SEASON	TEAM	GP-GS	MIN/AVG	Field Goals		3-Point		F-Throws		Rebounds				Scoring						
				FG-FGA	FG%	3FG-3FGA	3FG%	FT-FTA	FT%	OFF	DEF	TOT	AVG	PF-FO	A	TO	BLK	STL	PTS	AVG
2020-21	AUB	27-0	409/15.1	43-61	.705	1-1	1.000	16-28	.571	49	49	98	3.6	57-1	13	41	17	12	103	3.8
2021-22	AUB	34-0	394/11.6	49-71	.690	0-1	.000	4-10	.400	53	49	102	3.0	60-0	18	9	42	18	102	3.0
2022-23	AUB	32-1	428/13.4	56-75	.747	0-1	.000	7-22	.318	54	66	120	3.8	64-0	35	20	43	9	119	3.7
2023-24	AUB	10-1	157/15.7	20-31	.645	0-1	.000	12-18	.667	22	18	40	4.0	22-0	11	8	11	8	52	5.2
TOTAL		103-2	1388/13.5	168-238	.706	1-4	.250	39-78	.500	178	182	360	3.5	203-1	77	78	113	47	376	3.7

2023-24 OVERALL STATISTICS

Game Records

Record	Overall	Home	Away	Neutral
ALL GAMES	8-2	4-0	0-1	4-1
CONFERENCE	0-0	0-0	0-0	0-0
NON-CONFERENCE	8-2	4-0	0-1	4-1

Score by Periods

Team	1st	2nd	OT	TOT
Auburn	422	410	0	832
Opponents	291	380	0	671

Team Box Score

No.	Player	Total			3-Point			F-Throw		Rebounds				Other								
		GP-GS	MIN	AVG	FG-FGA	FG%	3FG-3FGA	3FG%	FT-FTA	FT%	OFF	DEF	TOT	AVG	PF	DQ	A	TO	BLK	STL	PTS	AVG
4	BROOME, Johni	10-9	227:55	22.8	56-109	.514	4-19	.211	31-57	.544	28	52	80	8.0	27	1	18	15	16	6	147	14.7
1	HOLLOWAY, Aden	10-8	230:43	23.1	37-102	.363	25-63	.397	21-27	.778	2	9	11	1.1	15	0	36	10	1	3	120	12.0
2	WILLIAMS, Jaylin	10-10	218:56	21.9	37-70	.529	8-22	.364	18-25	.720	14	39	53	5.3	16	0	21	10	7	10	100	10.0
10	BAKER-MAZARA, Chad	10-0	200:01	20.0	25-57	.439	8-23	.348	29-33	.879	11	26	37	3.7	20	0	21	5	4	9	87	8.7
12	JONES, Denver	10-9	208:49	20.9	23-57	.404	13-32	.406	25-27	.926	4	23	27	2.7	10	0	19	10	0	5	84	8.4
3	DONALDSON, Tre	10-3	180:54	18.1	32-57	.561	9-22	.409	8-9	.889	5	19	24	2.4	13	0	34	15	0	7	81	8.1
0	JOHNSON, K.D.	10-0	159:40	16.0	24-59	.407	6-27	.222	15-19	.789	2	15	17	1.7	28	1	13	8	3	13	69	6.9
44	CARDWELL, Dylan	10-1	156:58	15.7	20-31	.645	0-1	.000	12-18	.667	22	18	40	4.0	22	0	11	8	11	8	52	5.2
31	JOHNSON, Chaney	10-0	158:28	15.8	17-40	.425	1-9	.111	6-9	.667	13	28	41	4.1	28	1	6	9	5	7	41	4.1
5	MOORE, Chris	10-10	167:54	16.8	11-25	.440	1-8	.125	9-13	.692	10	13	23	2.3	14	0	10	7	6	2	32	3.2
24	BERMAN, Lior	9-0	61:38	6.8	5-10	.500	2-6	.333	1-4	.250	5	6	11	1.2	7	0	2	0	1	0	13	1.4
21	MUSCHALEK, Blake	4-0	06:14	1.6	0-3	.000	0-0	.000	4-6	.667	0	0	0	0.0	0	0	0	0	0	0	4	1.0
23	SCOTT, Addarin	5-0	08:12	1.6	0-0	.000	0-0	.000	2-2	1.000	2	0	2	0.4	1	0	0	1	1	0	2	0.4
42	ALEXANDER, Haston	1-0	01:31	1.5	0-0	.000	0-0	.000	0-0	.000	0	1	1	1.0	1	0	0	0	0	0	0	0.0
20	SOBERA, Carter	5-0	07:46	1.6	0-0	.000	0-0	.000	0-0	.000	0	1	1	0.2	0	0	0	0	0	0	0	0.0
55	HARPER, Jalen	3-0	04:20	1.4	0-3	.000	0-1	.000	0-0	.000	0	0	0	0.0	0	0	0	0	0	0	0	0.0
Team											11	20	31					3				
Total		10	2000		287-623	.461	77-233	.330	181-249	.727	129	270	399	39.9	202	3	191	101	55	70	832	83.2
Opponents		10	2000		221-569	.388	55-188	.293	174-232	.750	104	236	340	34.0	195	8	96	136	23	60	671	67.1

Team Statistics

	AUB	OPP
Scoring	832	671
Points per game	83.2	67.1
Scoring margin	+16.1	-
Field goals-att	287-623	221-569
Field goal pct	.461	.388
3 point fg-att	77-233	55-188
3-point FG pct	.330	.293
3-pt FG made per game	7.7	5.5
Free throws-att	181-249	174-232
Free throw pct	.727	.750
F-Throws made per game	18.1	17.4
Rebounds	399	340
Rebounds per game	39.9	34.0
Rebounding margin	+5.9	-
Assists	191	96
Assists per game	19.1	9.6
Turnovers	101	136
Turnovers per game	10.1	13.6
Turnover margin	+3.5	-
Assist/turnover ratio	1.9	0.7
Steals	70	60
Steals per game	7.0	6.0
Blocks	55	23
Blocks per game	5.5	2.3
Winning streak	3	-
Home win streak	4	-
Attendance	36484	7037
Home games-Avg/Game	4-9121	1-7037
Neutral site-Avg/Game	-	5-5716

Team Results

Date	Opponent		Score	Att.
11/07/2023	vs Baylor	L	82-88	3028
11/10/2023	Southeastern La.	W	86-71	9121
11/16/2023	vs Notre Dame	W	83-59	5524
11/17/2023	vs St. Bonaventure	W	77-60	4849
11/21/2023	Alabama A&M	W	84-54	9121
11/29/2023	Virginia Tech	W	74-57	9121
12/03/2023	at App State	L	64-69	7037
12/09/2023	vs Indiana	W	104-76	8623
12/13/2023	vs UNC Asheville	W	87-62	6556
12/17/2023	Southern California	W	91-75	9121

TEAM AND OPPONENT SUPERLATIVES

AUBURN GAME HIGHS

Auburn - Game Highs

POINTS	104	vs Indiana (N) (12/09/2023)
	91	Southern California (12/17/2023)
	87	vs UNC Asheville (N) (12/13/2023)
	86	Southeastern La. (11/10/2023)
	84	Alabama A&M (11/21/2023)
FIELD GOALS MADE	35	vs Indiana (N) (12/09/2023)
	34	vs UNC Asheville (N) (12/13/2023)
FIELD GOAL ATTEMPTS	72	vs Indiana (N) (12/09/2023)
	70	Southeastern La. (11/10/2023)
FIELD GOAL PERCENTAGE	.534 (31-58)	vs Notre Dame (N) (11/16/2023)
	.531 (34-64)	vs UNC Asheville (N) (12/13/2023)
3 PT FG MADE	14	vs Indiana (N) (12/09/2023)
	11	Southeastern La. (11/10/2023)
3 PT FG ATTEMPTS	32	Southeastern La. (11/10/2023)
	29	vs Indiana (N) (12/09/2023)
3 PT FG PERCENTAGE	.483 (14-29)	vs Indiana (N) (12/09/2023)
	.474 (9-19)	vs Baylor (N) (11/07/2023)
FREE THROWS MADE	26	Alabama A&M (11/21/2023)
	25	Southern California (12/17/2023)
FREE THROW ATTEMPTS	36	Virginia Tech (11/29/2023)
	36	Alabama A&M (11/21/2023)
FREE THROW PERCENTAGE	.870 (20-23)	vs Indiana (N) (12/09/2023)
	.850 (17-20)	Southeastern La. (11/10/2023)
REBOUNDS	48	at App State (12/03/2023)
	48	Alabama A&M (11/21/2023)
ASSISTS	25	vs Indiana (N) (12/09/2023)
	22	vs Notre Dame (N) (11/16/2023)
STEALS	11	Virginia Tech (11/29/2023)
	9	Southern California (12/17/2023)
	9	vs UNC Asheville (N) (12/13/2023)
	9	Alabama A&M (11/21/2023)
BLOCKED SHOTS	10	vs Baylor (N) (11/07/2023)
	7	Southern California (12/17/2023)
	7	Virginia Tech (11/29/2023)
	7	Southeastern La. (11/10/2023)
TURNOVERS	15	vs Baylor (N) (11/07/2023)
	13	Alabama A&M (11/21/2023)
	13	vs St. Bonaventure (N) (11/17/2023)
	13	vs Notre Dame (N) (11/16/2023)
FOULS	32	vs Baylor (N) (11/07/2023)
	22	Southern California (12/17/2023)
	22	Virginia Tech (11/29/2023)

OPPONENT GAME HIGHS

Opponent - Game Highs

POINTS	88	vs Baylor (N) (11/07/2023)
	76	vs Indiana (N) (12/09/2023)
	75	Southern California (12/17/2023)
	71	Southeastern La. (11/10/2023)
	69	at App State (12/03/2023)
FIELD GOALS MADE	26	vs Baylor (N) (11/07/2023)
	25	Southeastern La. (11/10/2023)
FIELD GOAL ATTEMPTS	63	Southeastern La. (11/10/2023)
	62	vs Notre Dame (N) (11/16/2023)
FIELD GOAL PERCENTAGE	.451 (23-51)	vs UNC Asheville (N) (12/13/2023)
	.433 (26-60)	vs Baylor (N) (11/07/2023)
3 PT FG MADE	9	vs Baylor (N) (11/07/2023)
	8	at App State (12/03/2023)
3 PT FG ATTEMPTS	26	vs Notre Dame (N) (11/16/2023)
	24	vs St. Bonaventure (N) (11/17/2023)
3 PT FG PERCENTAGE	.474 (9-19)	vs Baylor (N) (11/07/2023)
	.471 (8-17)	at App State (12/03/2023)
FREE THROWS MADE	27	vs Baylor (N) (11/07/2023)
	23	Virginia Tech (11/29/2023)
FREE THROW ATTEMPTS	34	vs Baylor (N) (11/07/2023)
	31	Virginia Tech (11/29/2023)
FREE THROW PERCENTAGE	.846 (11-13)	vs St. Bonaventure (N) (11/17/2023)
	.808 (21-26)	Southern California (12/17/2023)
REBOUNDS	44	Virginia Tech (11/29/2023)
	38	Southern California (12/17/2023)
	38	vs Baylor (N) (11/07/2023)
ASSISTS	14	vs UNC Asheville (N) (12/13/2023)
	14	vs Indiana (N) (12/09/2023)
STEALS	10	vs Baylor (N) (11/07/2023)
	9	vs Notre Dame (N) (11/16/2023)
BLOCKED SHOTS	4	vs Indiana (N) (12/09/2023)
	4	vs Baylor (N) (11/07/2023)
TURNOVERS	21	Virginia Tech (11/29/2023)
	16	vs St. Bonaventure (N) (11/17/2023)
FOULS	26	Alabama A&M (11/21/2023)
	25	Virginia Tech (11/29/2023)

AUBURN GAME LOWS

Auburn - Game Lows

POINTS	64	at App State (12/03/2023)
	74	Virginia Tech (11/29/2023)
	77	vs St. Bonaventure (N) (11/17/2023)
	82	vs Baylor (N) (11/07/2023)
	83	vs Notre Dame (N) (11/16/2023)
FIELD GOALS MADE	24	Virginia Tech (11/29/2023)
	25	vs St. Bonaventure (N) (11/17/2023)
FIELD GOAL ATTEMPTS	52	vs St. Bonaventure (N) (11/17/2023)
	55	Alabama A&M (11/21/2023)
FIELD GOAL PERCENTAGE	.387 (24-62)	Virginia Tech (11/29/2023)
	.394 (26-66)	at App State (12/03/2023)
3 PT FG MADE	2	Virginia Tech (11/29/2023)
	3	at App State (12/03/2023)
3 PT FG ATTEMPTS	16	Virginia Tech (11/29/2023)
	19	vs Baylor (N) (11/07/2023)
3 PT FG PERCENTAGE	.111 (3-27)	at App State (12/03/2023)
	.125 (2-16)	Virginia Tech (11/29/2023)
FREE THROWS MADE	9	at App State (12/03/2023)
	12	vs UNC Asheville (N) (12/13/2023)
	12	vs Notre Dame (N) (11/16/2023)
FREE THROW ATTEMPTS	15	vs UNC Asheville (N) (12/13/2023)
	16	vs Notre Dame (N) (11/16/2023)
FREE THROW PERCENTAGE	.474 (9-19)	at App State (12/03/2023)
	.667 (24-36)	Virginia Tech (11/29/2023)
REBOUNDS	34	vs St. Bonaventure (N) (11/17/2023)
	35	Southern California (12/17/2023)
	35	vs Notre Dame (N) (11/16/2023)
ASSISTS	12	Virginia Tech (11/29/2023)
	17	at App State (12/03/2023)
STEALS	3	at App State (12/03/2023)
	4	vs St. Bonaventure (N) (11/17/2023)
BLOCKED SHOTS	2	at App State (12/03/2023)
	3	vs Indiana (N) (12/09/2023)
	3	vs St. Bonaventure (N) (11/17/2023)
TURNOVERS	3	vs Indiana (N) (12/09/2023)
	7	vs UNC Asheville (N) (12/13/2023)
FOULS	16	vs UNC Asheville (N) (12/13/2023)
	17	Alabama A&M (11/21/2023)
	17	vs St. Bonaventure (N) (11/17/2023)

OPPONENT GAME LOWS

Opponent - Game Lows

POINTS	54	Alabama A&M (11/21/2023)
	57	Virginia Tech (11/29/2023)
	59	vs Notre Dame (N) (11/16/2023)
	60	vs St. Bonaventure (N) (11/17/2023)
	62	vs UNC Asheville (N) (12/13/2023)
FIELD GOALS MADE	14	Virginia Tech (11/29/2023)
	19	Alabama A&M (11/21/2023)
FIELD GOAL ATTEMPTS	51	vs UNC Asheville (N) (12/13/2023)
	51	at App State (12/03/2023)
	51	Virginia Tech (11/29/2023)
FIELD GOAL PERCENTAGE	.275 (14-51)	Virginia Tech (11/29/2023)
	.333 (19-57)	Alabama A&M (11/21/2023)
3 PT FG MADE	2	vs Notre Dame (N) (11/16/2023)
	3	Alabama A&M (11/21/2023)
	3	vs St. Bonaventure (N) (11/17/2023)
3 PT FG ATTEMPTS	14	Southeastern La. (11/10/2023)
	15	Alabama A&M (11/21/2023)
3 PT FG PERCENTAGE	.077 (2-26)	vs Notre Dame (N) (11/16/2023)
	.125 (3-24)	vs St. Bonaventure (N) (11/17/2023)
FREE THROWS MADE	9	vs UNC Asheville (N) (12/13/2023)
	11	vs St. Bonaventure (N) (11/17/2023)
FREE THROW ATTEMPTS	13	vs St. Bonaventure (N) (11/17/2023)
	17	Alabama A&M (11/21/2023)
FREE THROW PERCENTAGE	.500 (9-18)	vs UNC Asheville (N) (12/13/2023)
	.727 (16-22)	Southeastern La. (11/10/2023)
REBOUNDS	26	vs UNC Asheville (N) (12/13/2023)
	27	Alabama A&M (11/21/2023)
ASSISTS	6	Alabama A&M (11/21/2023)
	6	Southeastern La. (11/10/2023)
STEALS	2	vs Indiana (N) (12/09/2023)
	4	Southern California (12/17/2023)
BLOCKED SHOTS	1	vs UNC Asheville (N) (12/13/2023)
	1	vs St. Bonaventure (N) (11/17/2023)
	1	Southeastern La. (11/10/2023)
TURNOVERS	7	at App State (12/03/2023)
	9	Southeastern La. (11/10/2023)
FOULS	9	vs UNC Asheville (N) (12/13/2023)
	13	at App State (12/03/2023)

TEAM AND INDIVIDUAL SUPERLATIVES

AUBURN INDIVIDUAL HIGHS

Auburn - Individual Game Highs

POINTS	30	Johni Broome vs Virginia Tech (11/29/2023)
	24	Aden Holloway vs Indiana (N) (12/09/2023)
	24	Jaylin Williams vs Indiana (N) (12/09/2023)
	21	Johni Broome at App State (12/03/2023)
	19	Aden Holloway vs Baylor (N) (11/07/2023)
FIELD GOALS MADE	11	Johni Broome vs Virginia Tech (11/29/2023)
	10	Johni Broome at App State (12/03/2023)
FIELD GOAL ATTEMPTS	19	Johni Broome vs Virginia Tech (11/29/2023)
	16	Johni Broome at App State (12/03/2023)
FIELD GOAL PERCENTAGE (min 5 made)	.750 (6-8)	Tre Donaldson vs UNC Asheville (N) (12/13/2023)
	.750 (6-8)	Chaney Johnson vs Alabama A&M (11/21/2023)
3 PT FG MADE	5	Aden Holloway vs Indiana (N) (12/09/2023)
	4	Aden Holloway vs Southern California (12/17/2023)
	4	Aden Holloway vs Notre Dame (N) (11/16/2023)
	4	Aden Holloway vs Baylor (N) (11/07/2023)
3 PT FG ATTEMPTS	8	Aden Holloway vs Indiana (N) (12/09/2023)
	8	Aden Holloway vs Southeastern La. (11/10/2023)
	8	Aden Holloway vs Baylor (N) (11/07/2023)
3 PT FG PERCENTAGE (min 2 made)	1.000 (3-3)	Chad Baker-Mazara vs UNC Asheville (N) (12/13/2023)
	1.000 (3-3)	Denver Jones vs St. Bonaventure (N) (11/17/2023)
	1.000 (2-2)	Denver Jones vs Southern California (12/17/2023)
FREE THROWS MADE	8	Johni Broome vs Virginia Tech (11/29/2023)
	6	Denver Jones vs Southern California (12/17/2023)
	6	Jaylin Williams vs Indiana (N) (12/09/2023)
	6	Denver Jones vs Virginia Tech (11/29/2023)
	6	Dylan Cardwell vs St. Bonaventure (N) (11/17/2023)
	6	K.D. Johnson vs Notre Dame (N) (11/16/2023)
	6	Johni Broome vs Baylor (N) (11/07/2023)
FREE THROW ATTEMPTS	13	Johni Broome vs Virginia Tech (11/29/2023)
	11	Johni Broome vs St. Bonaventure (N) (11/17/2023)
FREE THROW PERCENTAGE (min 3 made)	1.000 (6-6)	Denver Jones vs Southern California (12/17/2023)
	1.000 (6-6)	Denver Jones vs Virginia Tech (11/29/2023)
	1.000 (5-5)	Dylan Cardwell vs St. Bonaventure (N) (11/17/2023)
	1.000 (5-5)	Aden Holloway vs Indiana (N) (12/09/2023)
	1.000 (4-4)	Chad Baker-Mazara vs Virginia Tech (11/29/2023)
	1.000 (4-4)	Denver Jones vs Indiana (N) (12/09/2023)
	1.000 (3-3)	Johni Broome vs Southern California (12/17/2023)
	1.000 (3-3)	K.D. Johnson vs Indiana (N) (12/09/2023)
	1.000 (3-3)	Jaylin Williams vs St. Bonaventure (N) (11/17/2023)
	1.000 (3-3)	Johni Broome vs Southeastern La. (11/10/2023)
	1.000 (3-3)	K.D. Johnson vs Southeastern La. (11/10/2023)
	1.000 (3-3)	Chad Baker-Mazara vs Baylor (N) (11/07/2023)
REBOUNDS	13	Johni Broome at App State (12/03/2023)
	13	Johni Broome vs Virginia Tech (11/29/2023)
ASSISTS	7	Jaylin Williams vs Indiana (N) (12/09/2023)
	6	Aden Holloway vs Southern California (12/17/2023)
	6	Chad Baker-Mazara vs Alabama A&M (11/21/2023)
	6	Aden Holloway vs Baylor (N) (11/07/2023)
STEALS	4	K.D. Johnson vs UNC Asheville (N) (12/13/2023)
	3	Dylan Cardwell vs Southern California (12/17/2023)
	3	Aden Holloway vs Virginia Tech (11/29/2023)
	3	Jaylin Williams vs Alabama A&M (11/21/2023)
BLOCKED SHOTS	5	Dylan Cardwell vs Baylor (N) (11/07/2023)
	4	Johni Broome vs Southern California (12/17/2023)

OPPONENT INDIVIDUAL HIGHS

Opponent - Individual Game Highs

POINTS	28	Ja'Kobe Walter vs Baylor (N) (11/07/2023)
	24	Roger McFarlane vs Southeastern La. (11/10/2023)
	23	Drew Pember vs UNC Asheville (N) (12/13/2023)
	22	Boogie Ellis vs Southern California (12/17/2023)
	18	Myles Tate at App State (12/03/2023)
	18	J.R. Konieczny vs Notre Dame (N) (11/16/2023)
FIELD GOALS MADE	9	Roger McFarlane vs Southeastern La. (11/10/2023)
	7	Boogie Ellis vs Southern California (12/17/2023)
	7	Drew Pember vs UNC Asheville (N) (12/13/2023)
	7	Chad Venning vs St. Bonaventure (N) (11/17/2023)
	7	J.R. Konieczny vs Notre Dame (N) (11/16/2023)
	7	Ja'Kobe Walter vs Baylor (N) (11/07/2023)
FIELD GOAL ATTEMPTS	23	Roger McFarlane vs Southeastern La. (11/10/2023)
	20	Markus Burton vs Notre Dame (N) (11/16/2023)
FIELD GOAL PERCENTAGE (min 5 made)	.875 (7-8)	Chad Venning vs St. Bonaventure (N) (11/17/2023)
	.833 (5-6)	Nick McMullen vs UNC Asheville (N) (12/13/2023)
3 PT FG MADE	4	Roger McFarlane vs Southeastern La. (11/10/2023)
	4	Ja'Kobe Walter vs Baylor (N) (11/07/2023)
3 PT FG ATTEMPTS	7	Boogie Ellis vs Southern California (12/17/2023)
	7	Mackenzie Mgbako vs Indiana (N) (12/09/2023)
	7	Braeden Shrewsberry vs Notre Dame (N) (11/16/2023)
	7	Roger McFarlane vs Southeastern La. (11/10/2023)
	7	Ja'Kobe Walter vs Baylor (N) (11/07/2023)
3 PT FG PERCENTAGE (min 2 made)	.750 (3-4)	Jaydon Young vs Virginia Tech (11/29/2023)
	.667 (2-3)	Gabe Cupps vs Indiana (N) (12/09/2023)
	.667 (2-3)	Myles Tate at App State (12/03/2023)
	.667 (2-3)	CJ Huntley at App State (12/03/2023)
	.667 (2-3)	John Camden vs Virginia Tech (11/29/2023)
FREE THROWS MADE	10	Ja'Kobe Walter vs Baylor (N) (11/07/2023)
	8	Kel'el Ware vs Indiana (N) (12/09/2023)
FREE THROW ATTEMPTS	10	Kel'el Ware vs Indiana (N) (12/09/2023)
	10	Ja'Kobe Walter vs Baylor (N) (11/07/2023)
FREE THROW PERCENTAGE (min 3 made)	1.000 (10-10)	Ja'Kobe Walter vs Baylor (N) (11/07/2023)
	1.000 (4-4)	Mackenzie Mgbako vs Indiana (N) (12/09/2023)
	1.000 (4-4)	Terence Harcum at App State (12/03/2023)
	1.000 (4-4)	Nick Caldwell vs Southeastern La. (11/10/2023)
	1.000 (3-3)	Anthony Walker vs Indiana (N) (12/09/2023)
	1.000 (3-3)	Tae Davis vs Notre Dame (N) (11/16/2023)
REBOUNDS	11	J.R. Konieczny vs Notre Dame (N) (11/16/2023)
	11	Roger McFarlane vs Southeastern La. (11/10/2023)
ASSISTS	6	Caleb Burgess vs UNC Asheville (N) (12/13/2023)
	4	Donovan Gregory at App State (12/03/2023)
STEALS	3	CJ Huntley at App State (12/03/2023)
	3	Braeden Shrewsberry vs Notre Dame (N) (11/16/2023)
	3	Jayden Nunn vs Baylor (N) (11/07/2023)
BLOCKED SHOTS	3	Joshua Morgan vs Southern California (12/17/2023)
	2	Anthony Walker vs Indiana (N) (12/09/2023)
	2	Chad Moodie vs Alabama A&M (11/21/2023)
	2	Yves Missi vs Baylor (N) (11/07/2023)
TURNOVERS	7	Sean Pedulla vs Virginia Tech (11/29/2023)
	7	Rayl Dennis vs Baylor (N) (11/07/2023)

MISCELLANEOUS STATISTICS

AUBURN'S RECORD IN BRUCE PEARL ERA

Overall (On-Court)	8-2	195-113
Home	4-0	116-31
Away	0-1	42-62
Neutral	4-1	38-20
Conference (On-Court)	0-0	84-78
Home	0-0	53-28
Away	0-0	31-50
Non-Conference (On-Court)	8-2	106-35
Home	4-0	59-3
Away	0-1	9-12
Neutral	4-1	37-20
Overtime	0-0	12-6
Ranked opponents	0-1	18-27
Unranked opponents	8-1	165-86
Wearing white uniforms	4-0	113-41
Wearing navy uniforms	2-1	41-50
Wearing orange uniforms	2-1	29-22
Leading at half	8-1	140-25
Trailing at half	0-1	38-84
Tied at half	0-0	5-4
Leading with 5:00 remaining in second half	8-1	161-7
Trailing with 5:00 remaining in second half	0-1	20-102
Tied with 5:00 remaining in second half	0-0	4-4
Has more rebounds than opponent	5-1	115-28
Has fewer rebounds than opponent	2-0	65-46
Same rebounds as opponent	1-1	3-9
Commits more turnovers than opponent	0-1	43-69
Causes more turnovers than opponent	7-1	124-46
Same turnovers as opponent	1-0	16-8
Has more FT attempts than opponent	5-0	126-42
Has fewer FT attempts than opponent	3-2	55-68
Same FT attempts as opponent	0-0	3-3
Shoots 40% or better from field	7-1	154-50
Shoots less than 40% from field	1-1	29-63
Opponent shoots 40% or better from field	3-2	108-98
Opponent shoots less than 40% from field	5-0	75-15
Shoots better than opponent	8-1	134-20
Opponent shoots better	0-1	47-92
Same FG percentage	0-0	2-1
Auburn bench outscores opponent's bench	8-1	117-38
Opponent's bench outscores Auburn bench	0-1	63-70
Same points off the bench	0-0	2-6
Auburn scores 100 or more	1-0	10-1
Auburn scores between 90-99	1-0	27-2
Auburn scores between 80-89	4-1	69-18
Auburn scores between 70-79	2-0	54-25
Auburn scores between 60-69	0-1	19-40
Auburn scores less than 60	0-0	3-27
Opponent scores 100 or more	0-0	0-5
Opponent scores between 90-99	0-0	3-17
Opponent scores between 80-89	0-1	20-37
Opponent scores between 70-79	3-0	61-31
Opponent scores between 60-69	2-1	62-18
Opponent scores less than 60	3-0	36-5
On Sunday	1-1	7-4
On Monday	0-0	6-5
On Tuesday	1-1	35-24
On Wednesday	2-0	38-24
On Thursday	1-0	12-3
On Friday	2-0	25-6
On Saturday	1-0	60-47
In November	5-1	46-10
In December	3-1	45-14
In January	0-0	41-31
In February	0-0	28-40
In March	0-0	23-17
In April	0-0	0-1
Five-plus players score in double-figures	3-0	44-9
Four players score in double figures	2-0	65-21
Three players score in double figures	1-1	50-45

MISCELLANEOUS

Largest margin of victory	31 vs. UNC Asheville (12/13/23)
Smallest margin of victory	15 vs. Southeastern Louisiana (11/10/23)
Largest margin of defeat	6 vs. Baylor (11/7/23)
Smallest margin of defeat	5 at Appalachian State (12/3/23)
Biggest rebound margin	+21 vs. Alabama A&M (11/21/23)
Biggest rebound deficit	-4 vs. Virginia Tech (11/29/23)
Average margin of victory/defeat	+21.1/-5.5
Largest halftime lead	+34 (49-15) vs. Alabama A&M (11/21/23)
Largest halftime lead blown	+9 (43-34) vs. Baylor (11/7/23)
Largest halftime deficit	-3 (31-33) at Appalachian State (12/3/23)
Largest halftime deficit overcome to win	
Largest overall lead	43 vs. Alabama A&M, 2nd Half (11/21/23)
Largest overall lead blown	9 vs. Baylor, 1st Half (11/7/23)
Largest overall deficit	-12 vs. Indiana, 1st Half (12/9/23)
Largest deficit overcome to win	-12 vs. Indiana (12/9/23)

TEAM EXTREMES

Most points scored	104 vs. Indiana (12/9/23)
Fewest points scored	64 at Appalachian State (12/3/23)
Most rebounds	
	48 at Appalachian State (12/3/23), vs. Alabama A&M (11/21/23)
Fewest rebounds	34 vs. St. Bonaventure (11/17/23)
Most assists	25 vs. Indiana (12/9/23)
Fewest assists	12 vs. Virginia Tech (11/29/23)
Most turnovers	16 vs. Baylor (11/7/23)
Fewest turnovers	3 vs. Indiana (12/9/23) - tied school single-game record
Most steals	11 vs. Virginia Tech (11/29/23)
Fewest steals	3 at Appalachian State (12/3/23)
Most blocks	10 vs. Baylor (11/7/23)
Fewest blocks	2 at Appalachian State (12/3/23)
Best shooting percentage	.534 (31-58) vs. Notre Dame (11/16/23)
Worst shooting percentage	.387 (24-62) vs. Virginia Tech (11/29/23)
Best 3-pt. percentage	.483 (14-29) vs. Indiana (12/9/23)
Worst 3-pt. percentage	.111 (3-27) at Appalachian State (12/3/23)
Best FT percentage	.870 (20-23) vs. Indiana (12/9/23)
Worst FT percentage	.474 (9-19) at Appalachian State (12/3/23)
Most points (1st half)	52 vs. Indiana (12/9/23)
Fewest points (1st half)	31 at Appalachian State (12/3/23)
Most points (2nd half)	52 vs. Indiana (12/9/23)
Fewest points (2nd half)	29 vs. St. Bonaventure (11/17/23)
Most points (OT)	
Fewest points (OT)	

STARTING LINEUPS

Record when starting lineup is:

Donaldson, Jones, Moore, J. Williams, Broome	1-1
Holloway, Jones, Moore, J. Williams, Broome	6-1
Holloway, Donaldson, Moore, J. Williams, Cardwell	1-0

Record when starts (Career):

Johni Broome	7-2 (69-33)
Chaney Johnson	(49-17)
Jaylin Williams	8-2 (40-29)
K.D. Johnson	(25-6)
Denver Jones	7-2 (24-19)
Chris Moore	8-2 (20-5)
Chad Baker-Mazara	(7-6)
Tre Donaldson	2-1 (2-1)
Aden Holloway	7-1 (7-1)
Dylan Cardwell	1-0 (2-0)

2023-24 BOX SCORES

GAME 1 | #20/17 BAYLOR 88, AUBURN 82



Official Basketball Box Score - Final
Auburn at Baylor
 11/07/23 Searcy Center, Searcy, Ark
 2023-24 Men's Basketball

Game Time: 8:00 PM
 Game Duration: 2:25
 Attendance: 3,028

Officials: Doug Simons, Pat Adams, Terry Oglesby

NO.	Name	Min	FG			3P			FT			Rebounds			Fouls			TP	AS	TO	ST	Blocks			+/-																								
			M-A	M-A	M-A	M-A	M-A	M-A	M-A	M-A	M-A	M-A	M-A	M-A	M-A	M-A	M-A					M-A	M-A	M-A																									
2	Jaylin Williams	F 26:31	2-6	0-1	0-0	2-4	6-6	1-1	4-4	1-2	0-1	2-0	1-1	0-0	1-0	1-1	0-0	1-0	0-0	0-0	1-0	1-0	0-0	-9																									
4	Johni Broome	F 25:25	4-10	2-3	6-10	5-6	11-6	6-7	16-2	1-0	0-1	0-1	1-1	0-1	1-0	0-0	1-1	0-0	0-0	0-0	0-0	0-0	-9																										
5	Chris Moore	F 23:04	2-4	0-0	0-0	0-0	2-2	4-2	4-4	1-0	0-0	2-1	1-1	0-0	0-0	1-1	0-0	0-0	0-0	0-0	0-0	0-0	-11																										
3	Tre Donaldson	G 13:56	2-3	0-1	2-2	0-0	3-3	4-1	6-1	4-0	0-0	0-0	0-0	0-0	0-0	0-0	0-0	0-0	0-0	0-0	0-0	0-0	3																										
12	Denver Jones	G 23:50	4-10	3-5	2-2	0-0	1-1	2-2	13-2	2-2	1-1	0-1	1-4	0-0	1-1	0-0	0-0	0-0	0-0	0-0	0-0	0-0	-10																										
0	K.D. Johnson	16:10	3-5	0-1	0-0	0-0	0-0	0-0	4-0	6-0	1-1	1-1	0-0	0-0	1-0	0-0	0-0	0-0	0-0	0-0	0-0	0-0	-10																										
1	Aden Holloway	26:04	6-15	4-8	3-5	0-0	3-3	0-0	3-19	6-3	0-0	1-1	0-0	1-1	0-0	0-0	0-0	0-0	0-0	0-0	0-0	0-0	-9																										
4	Ja'Kobe Walter	12:17	2-4	0-0	3-3	2-0	2-2	4-3	7-0	0-1	2-0	0-0	0-0	0-0	0-0	0-0	0-0	0-0	0-0	0-0	0-0	0-0	3																										
31	Chaney Johnson	13:45	1-3	0-0	0-0	1-2	3-2	2-0	2-2	1-0	0-0	0-0	0-0	0-0	0-0	0-0	0-0	0-0	0-0	0-0	0-0	0-0	1																										
44	Dylan Cardwell	14:19	2-3	0-0	1-3	2-2	4-4	2-2	5-4	0-0	1-1	0-0	0-0	0-0	0-0	0-0	0-0	0-0	0-0	0-0	0-0	0-0	5																										
24	Lior Berman	04:39	0-0	0-0	0-0	0-0	0-0	0-0	0-0	0-0	0-0	0-0	0-0	0-0	0-0	0-0	0-0	0-0	0-0	0-0	0-0	0-0	2																										
Team											2			1			0			0			0																										
Totals											28-63			9-19			17-25			14			24			32			21			82			18			15			5			10			4		

Shooting By Period	
1st FG%	15-30 50.0%
3PT%	3-6 50.0%
FT%	10-13 76.9%
2nd FG%	13-33 39.4%
3PT%	6-13 46.2%
FT%	7-12 58.3%
GM FG%	28-63 44.4%
3PT%	9-19 47.4%
FT%	17-25 68.0%
Dead Ball Rebounds: 3, 1	

GAME 2 | AUBURN 86, SOUTHEASTERN LOUISIANA 71



Official Basketball Box Score - Final
Southeastern La. at Auburn
 11/02/23 Neville Arena, Auburn
 2023-24 Men's Basketball

Game Time: 7:00 PM
 Game Duration: 2:04
 Attendance: 9,121

Officials: Mike Nance, Garrick Shannon, Hunter Allen

NO.	Name	Min	FG			3P			FT			Rebounds			Fouls			TP	AS	TO	ST	Blocks			+/-																								
			M-A	M-A	M-A	M-A	M-A	M-A	M-A	M-A	M-A	M-A	M-A	M-A	M-A	M-A	M-A					M-A	M-A	M-A																									
15	Brody Rowbury	F 35:17	2-5	0-0	5-8	1-4	5-5	1-7	9-1	0-0	2-0	1-0	0-1	-6	3PT%	4-8	50.0%	FT%	6-9	66.7%	2nd FG%	16-37	43.2%	3PT%	1-6	16.7%	FT%	10-13	76.9%	GM FG%	25-63	39.7%	3PT%	5-14	35.7%	FT%	16-22	72.7%											
22	Nick Caldwell	F 18:57	3-6	0-1	4-4	3-3	6-4	2-4	10-0	0-0	0-0	0-0	0-0	-6	3PT%	1-6	16.7%	FT%	10-13	76.9%	2nd FG%	16-37	43.2%	3PT%	1-6	16.7%	FT%	10-13	76.9%	GM FG%	25-63	39.7%	3PT%	5-14	35.7%	FT%	16-22	72.7%											
1	Avery Wilson	G 23:44	2-4	0-0	0-0	0-0	1-1	4-1	4-1	2-0	1-0	1-0	0-0	-6	3PT%	1-6	16.7%	FT%	10-13	76.9%	2nd FG%	16-37	43.2%	3PT%	1-6	16.7%	FT%	10-13	76.9%	GM FG%	25-63	39.7%	3PT%	5-14	35.7%	FT%	16-22	72.7%											
2	Roscoe Eastmond	G 35:05	5-15	1-2	4-6	2-2	4-2	3-15	2-3	15-2	3-1	0-0	-15	3PT%	1-6	16.7%	FT%	10-13	76.9%	2nd FG%	16-37	43.2%	3PT%	1-6	16.7%	FT%	10-13	76.9%	GM FG%	25-63	39.7%	3PT%	5-14	35.7%	FT%	16-22	72.7%												
3	Roger McFarlane	G 35:20	9-23	4-7	2-2	2-9	11-1	1-24	0-0	1-0	0-0	0-0	-17	3PT%	1-6	16.7%	FT%	10-13	76.9%	2nd FG%	16-37	43.2%	3PT%	1-6	16.7%	FT%	10-13	76.9%	GM FG%	25-63	39.7%	3PT%	5-14	35.7%	FT%	16-22	72.7%												
8	Carlos Paez	14:34	1-3	0-1	0-0	2-1	3-1	3-1	2-2	2-1	0-0	1-0	-6	3PT%	1-6	16.7%	FT%	10-13	76.9%	2nd FG%	16-37	43.2%	3PT%	1-6	16.7%	FT%	10-13	76.9%	GM FG%	25-63	39.7%	3PT%	5-14	35.7%	FT%	16-22	72.7%												
20	Alec Woodard	22:01	3-5	0-1	0-0	2-1	3-3	5-2	6-0	0-0	1-1	0-0	-7	3PT%	1-6	16.7%	FT%	10-13	76.9%	2nd FG%	16-37	43.2%	3PT%	1-6	16.7%	FT%	10-13	76.9%	GM FG%	25-63	39.7%	3PT%	5-14	35.7%	FT%	16-22	72.7%												
14	Dylan Canoville	03:35	0-0	0-0	0-0	0-0	0-0	0-0	0-0	0-0	0-0	0-0	-7	3PT%	1-6	16.7%	FT%	10-13	76.9%	2nd FG%	16-37	43.2%	3PT%	1-6	16.7%	FT%	10-13	76.9%	GM FG%	25-63	39.7%	3PT%	5-14	35.7%	FT%	16-22	72.7%												
11	Anthony Bitar	04:48	0-0	0-0	1-2	0-0	0-0	0-0	0-0	0-0	0-0	0-0	-4	3PT%	1-6	16.7%	FT%	10-13	76.9%	2nd FG%	16-37	43.2%	3PT%	1-6	16.7%	FT%	10-13	76.9%	GM FG%	25-63	39.7%	3PT%	5-14	35.7%	FT%	16-22	72.7%												
0	Kam Burton	06:39	0-2	0-2	0-0	0-0	0-0	0-0	0-0	0-0	0-0	0-0	-1	3PT%	1-6	16.7%	FT%	10-13	76.9%	2nd FG%	16-37	43.2%	3PT%	1-6	16.7%	FT%	10-13	76.9%	GM FG%	25-63	39.7%	3PT%	5-14	35.7%	FT%	16-22	72.7%												
Team											2			2			0			0			0			0			0																				
Totals											25-63			5-14			16-22			10			23			19			71			6			9			5			1			7			15		

Shooting By Period	
1st FG%	12-34 35.3%
3PT%	4-14 28.6%
FT%	11-12 91.7%
2nd FG%	16-37 43.2%
3PT%	1-6 16.7%
FT%	10-13 76.9%
GM FG%	25-63 39.7%
3PT%	5-14 35.7%
FT%	16-22 72.7%
Dead Ball Rebounds: 3, 4	

NO.	Name	Min	FG			3P			FT			Rebounds			Fouls			TP	AS	TO	ST	Blocks			+/-												
			M-A	M-A	M-A	M-A	M-A	M-A	M-A	M-A	M-A	M-A	M-A	M-A	M-A	M-A	M-A					M-A	M-A	M-A													
11	Jalen Bridges	F 31:13	4-10	2-6	3-5	1-7	8-1	4-4	13-2	0-0	2-1	1-1	12	3PT%	4-11	36.4%	FT%	6-8	75%	2nd FG%	14-28	50.0%	3PT%	5-8	62.5%	FT%	21-26	80.8%	GM FG%	26-60	43.3%	3PT%	9-19	47.4%	FT%	27-34	79.4%
23	Jonathan Tchamwa Tchatchoua	F 06:33	0-0	0-0	0-0	0-0	1-1	0-0	0-0	0-0	0-0	0-0	-5	3PT%	1-6	16.7%	FT%	10-13	76.9%	2nd FG%	16-37	43.2%	3PT%	1-6	16.7%	FT%	10-13	76.9%	GM FG%	25-63	39.7%	3PT%	5-14	35.7%	FT%	16-22	72.7%
2	Jayden Nunn	G 28:58	1-8	0-1	5-6	2-4	6-6	3-5	7-3	0-0	3-1	3-15	9	3PT%	1-6	16.7%	FT%	10-13	76.9%	2nd FG%	16-37	43.2%	3PT%	1-6	16.7%	FT%	10-13	76.9%	GM FG%	25-63	39.7%	3PT%	5-14	35.7%	FT%	16-22	72.7%
4	Ja'Kobe Walter	G 33:25	7-13	4-7	10-10	3-3	6-6	2-8	28-0	2-0	0-0	1-1	9	3PT%	1-6	16.7%	FT%	10-13	76.9%	2nd FG%	16-37	43.2%	3PT%	1-6	16.7%	FT%	10-13	76.9%	GM FG%	25-63	39.7%	3PT%	5-14	35.7%	FT%	16-22	72.7%
10	Ray J Dennis	G 28:51	6-10	1-1	2-2	0-4	4-4	4-1	15-2	7-2	2-0	1-10	9	3PT%	1-6	16.7%	FT%	10-13	76.9%	2nd FG%	16-37	43.2%	3PT%	1-6	16.7%	FT%	10-13	76.9%	GM FG%	25-63	39.7%	3PT%	5-14	35.7%	FT%	16-22	72.7%
21	Yves Missi	17:41	3-5	0-0	4-6	0-0	0-0	4-8	10-0	1-1	2-2	1-17	3PT%	1-6	16.7%	FT%	10-13	76.9%	2nd FG%	16-37	43.2%	3PT%	1-6	16.7%	FT%	10-13	76.9%	GM FG%	25-63	39.7%	3PT%	5-14	35.7%	FT%	16-22	72.7%	
13	Langston Love	20:23	3-9	2-4	2-3	1-1	2-2	1-2	10-1	0-0	1-1	0-11	9	3PT%	1-6	16.7%	FT%	10-13	76.9%	2nd FG%	16-37	43.2%	3PT%	1-6	16.7%	FT%	10-13	76.9%	GM FG%	25-63	39.7%	3PT%	5-14	35.7%	FT%	16-22	72.7%
15	Josh Ojanwuna	15:46	1-2	0-0	1-2	3-2	5-4	2-3	9-1	2-0	0-0	0-6	3PT%	1-6	16.7%	FT%	10-13	76.9%	2nd FG%	16-37	43.2%	3PT%	1-6	16.7%	FT%	10-13	76.9%	GM FG%	25-63	39.7%	3PT%	5-14	35.7%	FT%	16-22	72.7%	
1	Mico Little	02:09	1-1	0-0	0-0	0-0	1-1	0-0	0-0	0-0	0-0	0-3	3PT%	1-6	16.7%	FT%	10-13	76.9%	2nd FG%	16-37</																	

2023-24 BOX SCORES

GAME 5 | AUBURN 84, ALABAMA A&M 54

GAME 6 | AUBURN 74, VIRGINIA TECH 57

Official Basketball Box Score - Final
Alabama A&M at Auburn
 11/21/23 Neville Arena, Auburn
 2023-24 Men's Basketball
 Game Time: 7:00 PM
 Game Duration: 2:04
 Attendance: 9,121
 Officials: Pat Adams, Rob Rorko, Doug Simons

Alabama A&M - 54 Record: 0-3

NO. Name	Min	FG	3P	FT	Rebounds	Fouls	TP	AS	TO	ST	Blocks	+/-
		M/A	M/A	M/A	OR DR TOT	PF					BS BA	
2 Omari Peek	F 21:33	1-7	0-2	2-2	1 2 3	0 3	4	0	0	1	0	1 -38
5 EJ Williams	C 13:40	1-3	0-0	0-0	1 0 1	2 1	2	1	3	0	0	0 -19
4 Caleb Blackwell	G 22:28	0-4	0-3	0-0	0 1 1	3 1	0	1	0	2	0	0 -37
15 Dalin Smith	G 18:21	3-8	0-1	1-1	0 1 0	1 3	1	7	0	1	0	0 -7
22 Lorenzo Downey	G 19:03	0-4	0-2	0-0	0 2 2	2 1	0	1	2	1	0	0 -31
30 William Tavares	12:48	1-1	1-1	0-0	0 3 3	1 1	3	0	0	1	0	0 8
23 Chad Moodie	17:58	2-5	0-0	5-6	2 5 7	1 3	9	2	2	1	2	1 5
0 Jayland Randall	16:39	1-5	0-0	0-0	0 0 0	4 0	2	0	0	0	0	0 -12
10 AC Bryant	17:08	2-5	0-1	3-6	0 3 3	2 4	7	1	3	1	0	0 4
13 Darius Osborne	07:18	0-1	0-1	0-0	0 1 1	2 0	0	0	0	0	0	0 -11
24 Eric Lee	10:38	4-7	0-0	0-0	1 1 2	1 1	8	0	0	1	0	2 5
12 Dylan Molean	14:15	2-5	1-3	2-2	0 1 1	3 1	7	0	1	0	0	0 -13
5 London Riley	05:50	1-1	1-1	0-0	0 0 0	1 3	1	0	1	0	0	0 -7
1 Joshua Hughley	02:21	1-1	0-0	0-0	0 0 0	1 0	2	0	0	0	0	0 3
Team					0 2 2	0	0	0	1			
Totals		19-57	3-15	13-17	6 21 27	26 17	54	6	14	8	3	6 -30

Technical Fouls: NONE

Auburn - 84 Record: 4-1

NO. Name	Min	FG	3P	FT	Rebounds	Fouls	TP	AS	TO	ST	Blocks	+/-
		M/A	M/A	M/A	OR DR TOT	PF					BS BA	
2 Jaylin Williams	F 17:41	3-4	1-2	3-4	1 5 6	0 2	10	1	0	3	1	0 5
5 Chris Moore	F 23:02	0-1	0-1	0-0	1 4 5	2 2	0	2	0	0	1	0 -9
44 Dylan Cardwell	C 16:49	3-5	0-0	4-4	5 9 0	1 1	6	2	3	1	1	0 26
1 Aden Holloway	G 21:45	3-9	2-7	5-7	0 1 1	1 4	13	2	0	0	0	1 39
3 Tre Donaldson	G 21:09	2-5	0-1	2-2	1 2 3	1 2	6	3	3	0	0	1 5
10 Chad Baker-Mazara	19:50	1-4	1-3	3-4	1 3 4	2 3	6	6	1	1	0	0 18
12 Denver Jones	17:09	3-6	1-4	1-1	0 2 2	2 2	8	0	1	1	0	0 15
4 Jolni Broome	20:50	3-7	0-2	4-6	2 3 5	2 3	10	2	2	1	0	0 7
0 K.D. Johnson	11:37	2-4	1-3	1-2	0 2 2	3 1	6	1	1	0	1	0 -1
31 Chaney Johnson	17:08	6-8	0-1	3-4	0 4 4	3 3	15	0	1	2	1	0 30
24 Lior Berman	06:29	0-0	0-0	0-2	0 1 1	0 1	0	0	0	0	1	0 6
21 Blake Muschalek	02:21	0-2	0-0	2-2	0 0 0	0 1	2	0	0	0	0	1 -3
23 Addain Scott	02:21	0-0	0-0	2-2	0 2 1	1 1	2	0	0	0	0	0 -3
20 Carter Sobera	01:49	0-0	0-0	0-0	0 1 1	0 0	0	0	0	0	0	0 -3
Team					0 3 3	0	0	0	0			
Totals		26-55	6-24	26-36	13 35 48	17 26	84	19	13	9	6	3 30

Technical Fouls: NONE

Biggest lead	AAM 0 (1 st 20:00)	AUB 43 (2 nd 13:44)
Best Scoring Run	7 (2 nd 10:35)	19 (1 st 0:50)
Lead Changes	0	0
Times Tied	0	0
Time with Lead	00:00	39:27

Points from Turnovers	AAM 15	AUB 13
Paint	AAM 28	AUB 40
Second Chance	AAM 3	AUB 16
Fast Breaks	AAM 13	AUB 20
Bench	AAM 41	AUB 49

Period by Period Scoring			
1st	15	39	54
2nd	49	35	84
TOT			

Official Basketball Box Score - Final
Virginia Tech at Auburn
 11/23/23 Neville Arena, Auburn
 2023-24 Men's Basketball
 Game Time: 8:15 PM
 Game Duration: 2:18
 Attendance: 9,121
 Officials: Don Daly, Bart Lenox, Otlands Poole

Virginia Tech - 57 Record: 5-3

NO. Name	Min	FG	3P	FT	Rebounds	Fouls	TP	AS	TO	ST	Blocks	+/-
		M/A	M/A	M/A	OR DR TOT	PF					BS BA	
23 Tyler Nickel	F 19:29	0-5	0-3	0-0	1 0 1	3 1	0	0	3	0	0	0 -24
31 Robbie Beran	F 10:48	0-1	0-1	2-2	0 2 2	5 1	2	0	1	0	1	0 -5
15 Lynn Kidd	C 29:17	2-6	0-0	2-2	2 5 7	1 1	6	1	2	2	1	1 -7
0 Hunter Cattoor	G 31:57	4-11	1-6	7-9	1 5 6	3 5	16	1	3	0	0	2 -16
3 Sean Pedulla	G 27:42	0-9	0-2	4-6	1 1 2	1 5	4	1	7	1	0	2 -20
4 Mekhi Long	18:23	1-2	0-0	3-5	3 4 7	5 4	5	0	2	0	0	0 -4
34 Myjtaal Poteat	09:11	1-4	0-0	2-2	1 1 2	2 2	4	0	0	0	0	2 -9
13 Jaydon Young	24:22	3-6	3-4	0-0	0 1 1	1 1	9	1	1	1	0	0 -4
10 Brandon Rechtensteiner	12:18	1-2	0-0	1-0	1 0 1	2 0	2	2	1	0	0	0 3
11 John Camden	15:01	2-4	2-3	3-5	2 4 6	2 2	9	1	1	1	0	0 2
5 Patrick Wessler	01:32	0-1	0-0	0-0	0 1 1	0 0	0	0	0	0	0	0 -1
Team					5 3 8	0	0	0	0			
Totals		14-51	6-20	23-31	17 27 44	25 21	57	7	21	5	2	7 -17

Technical Fouls: NONE

Auburn - 74 Record: 5-1

NO. Name	Min	FG	3P	FT	Rebounds	Fouls	TP	AS	TO	ST	Blocks	+/-
		M/A	M/A	M/A	OR DR TOT	PF					BS BA	
2 Jaylin Williams	F 12:41	1-4	0-1	1-1	2 3 5	4 2	3	2	1	2	0	0 14
4 Jolni Broome	F 26:24	11-19	0-2	8-13	7 6 13	1 7	30	0	2	1	3	1 -12
5 Chris Moore	F 19:50	0-2	0-1	0-2	1 0 1	2 2	0	0	0	1	0	1 -2
1 Aden Holloway	G 21:57	0-7	0-2	0-0	0 1 1	2 0	0	2	1	3	0	0 12
12 Denver Jones	G 24:05	1-4	0-2	6-6	1 4 5	0 5	8	1	0	1	0	0 14
10 Chad Baker-Mazara	23:16	5-10	0-3	5-5	2 4 3	3 15	3	0	2	1	0	0 17
31 Chaney Johnson	17:54	1-4	1-1	0-0	1 2 3	3 1	3	1	2	0	2	0 4
0 K.D. Johnson	12:19	1-6	0-3	0-0	2 2 2	6 0	2	0	1	1	0	0 10
3 Tre Donaldson	18:23	4-6	1-1	0-0	0 2 0	0 9	3	0	1	1	0	0 0
44 Dylan Cardwell	12:04	0-0	0-0	2-5	0 0 0	1 3	2	0	0	0	0	0 4
24 Lior Berman	04:47	0-0	0-0	0-0	0 1 0	0 0	0	0	0	0	0	0 0
20 Carter Sobera	01:38	0-0	0-0	0-0	0 0 0	0 0	0	0	0	0	0	0 -1
21 Blake Muschalek	01:38	0-0	0-0	2-4	0 0 0	0 2	0	0	0	0	0	0 -1
23 Addain Scott	01:32	0-0	0-0	0-0	0 0 0	0 0	0	0	0	0	0	0 1
55 Jalen Harper	01:32	0-0	0-0	0-0	0 0 0	0 0	0	0	0	0	0	0 1
Team					1 2 3	0	0	0	0			
Totals		24-62	2-16	24-36	17 23 40	22 25	74	12	8	11	7	2 17

Technical Fouls: Johnson 2nd 5:15

Biggest lead	VAT 0 (1 st 20:00)	AUB 21 (2 nd 5:42)
Best Scoring Run	9 (1 st 4:23)	7 (1 st 16:15)
Lead Changes	0	14
Times Tied	0	26
Time with Lead	00:00	39:07

Points from Turnovers	VAT 5	AUB 30
Paint	VAT 14	AUB 42
Second Chance	VAT 1	AUB 26
Fast Breaks	VAT 3	AUB 13
Bench	VAT 29	AUB 33

Period by Period Scoring			
1st	24	33	57
2nd	33	41	74
TOT			

Game Notes: 5:15 Unsportsmanlike Technical Fouls - Auburn 80

GAME 7 | APPALACHIAN STATE 69, AUBURN 64

GAME 8 | AUBURN 104, INDIANA 76

Official Basketball Box Score - Final
Auburn at App State
 12/03/23 Holmes Convocation Center, Boone
 2023-24 Men's Basketball
 Game Time: 1:00 PM
 Game Duration: 2:12
 Attendance: 7,037
 Officials: Terry Oglesby, Owen Shortt, Vladimir Vovard-Tadal

Auburn - 64 Record: 5-2

NO. Name	Min	FG	3P	FT	Rebounds	Fouls	TP	AS	TO	ST	Blocks	+/-
		M/A	M/A	M/A	OR DR TOT	PF					BS BA	
2 Jaylin Williams	F 22:00	3-5	0-1	0-1	0 3 3	2 1	6	0	1	0	0	0 -17
4 Jolni Broome	F 27:09	10-16	0-3	1-7	4 9 13	2 4	21	1	2	0	2	1 -2
5 Chris Moore	F 13:32	0-0	0-0	2-2	0 2 0	1 1	2	1	2	0	0	0 -5
1 Aden Holloway	G 25:54	2-10	0-6	4-5	0 0 0	3 2	8	2	1	0	0	0 -5
12 Denver Jones	G 17:16	0-5	0-3	0-0	1 3 4	0 0	4	0	0	0	0	0 -2
3 Tre Donaldson	23:13	5-12	2-5	0-0	2 1 3	1 0	12	5	2	1	0	0 -3
10 Chad Baker-Mazara	18:26	2-9	1-5	2-2	1 3 4	0 7	3	1	0	0	0	0 -4
31 Chaney Johnson	18:00	1-1	0-0	3-3	4 2 2	2 0	0	0	1	0	0	0 12
24 Lior Berman	13:40	1-2	0-1	0-0	0 3 0	3 1	2	0	0	0	0	0 11
44 Dylan Cardwell	12:51	2-3	0-0	0-0	1 1 4	3 0	4	0	1	0	0	1 -3
0 K.D. Johnson	07:59	0-3	0-3	0-0	1 1 2	1 1	0	1	0	1	0	0 -7
Team					2 4 6	0	0	0	0			
Totals		26-66	3-27	9-19	20 28 48	18 12	64	17	10	3	2	2 -5

Technical Fouls: NONE

App State - 69 Record: 6-2

NO. Name	Min	FG	3P	FT	Rebounds	Fouls	TP	AS	TO	ST	Blocks	+/-
		M/A	M/A	M/A	OR DR TOT	PF					BS BA	
11 Donovan Gregory	F 34:29	5-10	0-0	2-2	1 5 6	0 1	12	4	1	1	0	0 12
21 Justin Abson	F 10:42	0-0	0-0	0-2	0 2 2	5 1	0	0	0	0	0	0 7
24 Tre'Von Spillers	F 28:10	1-4	0-0	3-4	1 4 5	1 3	5	1	0	2	1	0 1
0 Xavier Brown	G 06:11	0-2	0-0	0-0	2 2 0	0 0	0	1	1	0	0	0 2
23 Terence Harcum	G 30:13	3-10	2-4	4-4	1 1 2	2 3	12	0	0	0	0	1 4
12 Myles Tate	25:58	5-8	2-3	6-9	0 3 3	4 7	18	2	0	0	0	1 4
15 CJ Huntley	30:52	3-4	2-3	2-2	1 4 5	0 3	10	0	1	3	0	0 2
2 Christopher Mantis	18:22	1-4	1-4	0-0	0 0 0	1 0	3	0	1	0	0	0 -7
4 Jordan Marsh	15:04	4-9	1-3	0-0	0 2 2	0 0	9	1	2	0	0	0 0
Team			</									

2023-24 BOX SCORES

GAME 9 | AUBURN 87, UNC ASHEVILLE 62



Official Basketball Box Score - Final
UNC Asheville at Auburn
12/19/23 Von Braun Center, Hurlsville
2023-24 Men's Basketball

Game Time: 7:00 PM
Game Duration: 1:49
Attendance: 6,556

Officials: Ron Groover, Lee Cassell, Vlad Voyard-Tackal

UNC Asheville - 62

Record: 5-6

NO.	Name	Min	FG M-A	3P M-A	FT M-A	Rebounds OR DR TOT	Fouls PF FD	TP	AS	TO	ST	Blocks BS BA	+/-
4	Drew Pember	F 33:21	7-14	3-6	6-8	0 2 2	0 3	23	1	2	2	1 0	-17
13	Nick McMullen	F 23:57	5-6	0-0	0-0	0 3 3	4 2	10	1	2	1	0 0	-22
1	Jamon Battle	G 29:41	2-5	1-2	1-4	1 4 5	1 2	6	1	0	1	0 2	-9
2	Caleb Burgess	G 26:37	1-5	0-1	0-0	0 2 2	2 2	2	6	4	0	0 1	-18
3	Josh Banks	G 25:56	1-5	1-2	1-2	0 1 1	1 2	4	2	2	1	0 1	-22
5	Fletcher Abee	11:20	1-4	0-1	0-0	0 1 1	0 0	2	0	1	0	0 0	-10
0	Trent Stephney	07:02	1-2	1-1	0-2	0 0 0	0 2	3	1	1	0	0 0	-8
14	Toyaz Solomon	17:53	2-2	0-0	0-0	1 3 4	0 0	4	0	1	0	0 0	-12
10	Dawon Cunningham	15:07	3-5	1-1	1-2	1 3 4	0 1	8	1	0	0	1	-11
12	Evan Johnson	07:35	0-2	0-2	0-0	0 0 0	0 0	0	1	0	1	0 0	4
15	Dean Gabrelcik	01:31	0-1	0-1	0-0	0 0 0	0 0	0	0	0	0	0 0	0
Team						1 3 4							
Totals		23:51	7-17	9-18	4 22 26	9 15	62	14	14	6	1 5	25	

Shooting By Period		
1st	FG%	11-25 44.0%
	3PT%	5-9 55.6%
	FT%	0-4 0%
2nd	FG%	12-26 46.2%
	3PT%	2-8 25.0%
	FT%	9-14 64.3%
GM	FG%	23-51 45.1%
	3PT%	7-17 41.2%
	FT%	9-18 50.0%

Dead Ball Rebounds: 6, 0

Technical Fouls: NONE

Auburn - 87

Record: 7-2

NO.	Name	Min	FG M-A	3P M-A	FT M-A	Rebounds OR DR TOT	Fouls PF FD	TP	AS	TO	ST	Blocks BS BA	+/-
2	Jaylin Williams	F 18:34	3-6	0-0	2-2	1 3 4	1 1	8	3	2	2	0 0	15
4	Johni Broome	F 19:51	2-3	0-1	2-3	2 4 6	1 2	6	3	0	1	1 0	18
5	Chris Moore	F 10:13	3-4	0-1	0-0	0 0 0	0 0	6	0	0	2	0 0	10
1	Aden Holloway	G 20:41	3-11	1-5	0-0	1 1 2	0 0	7	5	1	0	0 0	14
12	Denver Jones	G 23:09	4-8	1-4	0-0	0 5 5	2 0	9	1	2	0	0 1	15
10	Chad Baker-Mazara	19:26	3-6	3-3	2-2	1 6 7	0 1	11	1	1	0	1 0	15
31	Chaney Johnson	19:55	3-5	0-1	2-2	2 2 4	4 1	8	2	0	0	1 0	10
0	K.D. Johnson	15:20	2-4	1-2	1-2	0 3 3	2 1	6	2	0	0	0 0	10
3	Tre Donaldson	19:19	6-8	0-2	3-4	0 0 0	2 3	15	2	1	0	0 0	11
44	Dylan Cardwell	18:38	3-6	0-0	0-0	1 0 1	2 0	6	0	0	0	1 0	7
24	Lior Berman	08:50	2-3	1-2	0-0	0 1 1	1 0	5	0	0	0	0 0	0
20	Carter Sobera	01:31	0-0	0-0	0-0	0 0 0	0 0	0	0	0	0	0 0	0
21	Blake Muschalek	01:31	0-0	0-0	0-0	0 0 0	0 0	0	0	0	0	0 0	0
23	Addarin Scott	01:31	0-0	0-0	0-0	0 0 0	0 0	0	0	0	0	1 0	0
42	Haston Alexander	01:31	0-0	0-0	0-0	0 0 1	1 0	0	0	0	0	0 0	0
Team						1 1 2							
Totals		34:64	7-21	12-15	9 27 36	16 9	87	19	7	9	5	1	25

Shooting By Period		
1st	FG%	15-35 42.9%
	3PT%	2-11 18.2%
	FT%	7-8 87.5%
2nd	FG%	19-29 65.5%
	3PT%	5-10 50.0%
	FT%	5-7 71.4%
GM	FG%	34-64 53.1%
	3PT%	7-21 33.3%
	FT%	12-15 80.0%

Dead Ball Rebounds: 2, 0

Technical Fouls: Broome 2nd 15:58

	UNCA	AUB
Biggest lead	2 (1 st 10:05)	31 (2 nd 6:15)
Best Scoring Run	5 (1 st 11:22)	11 (1 st 3:10)
Lead Changes	4	
Times Tied	4	
Time with Lead	01:31	35:00

Points from	UNCA	AUB
Turnovers	7	17
Paint	28	50
Second Chance	9	11
Fast Breaks	8	23
Bench	17	51

Period by Period Scoring			
	1st	2nd	TOT
UNCA	27	35	62
AUB	39	48	87

GAME 10 | AUBURN 91, USC 75



Official Basketball Box Score - Final
Southern California at Auburn
12/17/23 Neville Arena, Auburn
2023-24 Men's Basketball

Game Time: 12:00 PM
Game Duration: 2:23
Attendance: 9,121

Officials: Don Daly, Terry Oglesby, KB Burdett Jr.

Southern California - 75

Record: 5-5

NO.	Name	Min	FG M-A	3P M-A	FT M-A	Rebounds OR DR TOT	Fouls PF FD	TP	AS	TO	ST	Blocks BS BA	+/-
3	Vincent Iwuchukwu	F 16:55	1-2	0-0	0-0	1 3 4	5 0	2	0	1	0	0 0	2
10	DJ Rodman	F 16:03	0-1	0-0	2-2	1 2 3	1 2	2	1	1	1	0 0	-4
0	Kobe Johnson	G 28:13	2-13	0-3	2-2	2 5 7	2 2	6	2	1	0	0 3	-22
1	Isaiah Collier	G 18:28	4-8	1-2	4-5	0 0 0	5 5	13	3	4	0	2 -6	
5	Boogie Ellis	G 37:18	7-15	3-7	5-7	1 4 5	2 4	22	3	5	1	0 2	-12
24	Joshua Morgan	13:19	0-2	0-0	1-2	2 2 4	3 2	1	0	1	1	3 0	-19
6	Bronny James	13:59	1-4	0-2	3-4	0 2 2	1 3	5	0	1	0	0 0	-22
22	Arinten Page	10:25	1-2	1-2	0-0	0 0 0	0 0	0	0	0	0	0 0	-14
4	Ozyiah Sellers	18:56	5-7	1-2	2-2	0 0 0	1 1	13	0	0	0	0 0	10
30	Harrison Hornery	09:53	0-2	0-1	2-2	0 3 3	0 2	2	0	1	1	0 0	1
33	Kijani Wright	16:31	3-4	0-0	0-0	3 3 6	2 0	6	0	0	0	0 0	6
Team						3 1 4							
Totals		24:60	6-19	21-26	13 25 38	22 21	75	9	15	4	3	7	-16

Shooting By Period		
1st	FG%	10-28 35.7%
	3PT%	4-12 33.3%
	FT%	11-13 84.6%
2nd	FG%	14-32 43.8%
	3PT%	2-7 28.6%
	FT%	10-13 76.9%
GM	FG%	24-60 40.0%
	3PT%	6-19 31.6%
	FT%	21-26 80.8%

Dead Ball Rebounds: 3, 0

Technical Fouls: NONE

Auburn - 91

Record: 8-2

NO.	Name	Min	FG M-A	3P M-A	FT M-A	Rebounds OR DR TOT	Fouls PF FD	TP	AS	TO	ST	Blocks BS BA	+/-
2	Jaylin Williams	F 25:42	6-9	2-4	0-1	0 3 3	2 1	14	2	0	0	0 0	16
4	Johni Broome	F 22:41	4-14	0-2	3-3	1 2 3	0 2	11	0	0	0	4 1	4
5	Chris Moore	F 10:36	0-2	0-1	3-4	1 1 2	4 2	3	1	1	0	1 0	-3
1	Aden Holloway	G 23:37	5-10	4-7	1-2	0 2 2	2 3	15	6	0	0	0 0	10
12	Denver Jones	G 23:08	2-4	2-2	6-6	1 2 3	3 3	12	1	1	1	0 1	8
10	Chad Baker-Mazara	21:50	1-3	0-1	5-6	1 3 4	1 4	7	0	0	1	0 1	11
31	Chaney Johnson	14:18	1-3	0-1	1-1	1 2 3	2 1	3	0	1	1	0 0	0
0	K.D. Johnson	16:52	2-6	0-2	1-2	1 0 1	3 1	5	0	3	1	0 0	8
3	Tre Donaldson	16:23	3-4	0-0	1-1	0 2 2	0 1	7	5	1	2	0 0	6
44	Dylan Cardwell	17:19	4-5	0-1	3-4	2 3 5	3 3	11	2	0	3	2 0	12
24	Lior Berman	07:34	1-1	0-0	1-2	1 0 1	2 1	3	1	0	0	0 0	8
Team						1 5 6							
Totals		29:61	8-21	25-32	10 25 35	22 22	91	18	8	9	7	3	16

Shooting By Period		
1st	FG%	18-34 52.9%
	3PT%	5-12 41.7%
	FT%	8-11 72.7%
2nd	FG%	11-27 40.7%
	3PT%	3-9 33.3%
	FT%	17-21 81%
GM	FG%	29-61 47.5%
	3PT%	8-21 38.1%
	FT%	25-32 78.1%

Dead Ball Rebounds: 4, 0

Technical Fouls: Baker-Mazara 2nd 17:48

	USC	AUB
Biggest lead	3 (1 st 16:41)	23 (2 nd 9:38)
Best Scoring Run	8 (2 nd 8:11)	12 (2 nd 17:48)
Lead Changes	4	
Times Tied	0	
Time with Lead	02:27	37:10

Points from	USC	AUB
Turnovers	5	19
Paint	32	42
Second Chance	10	12
Fast Breaks	8	12
Bench	30	36

Period by Period Scoring			
	1st	2nd	TOT
USC	35	40	75
AUB	49	42	91