



2023 AUBURN BASEBALL



AUBURN ATHLETICS COMMUNICATIONS: 392 SOUTH DONAHUE DRIVE || AUBURN, AL 36849 || AUBURNTIGERS.COM || @AUBURN_BASEBALL

2023 SCHEDULE

Day	Date	Opponent	Time/Result
FRI	FEB. 17	INDIANA	W, 8-4
SAT	FEB. 18	INDIANA	W, 6-1
SUN	FEB. 19	INDIANA	L, 2-11
Tue	Feb. 21	vs. North Alabama	W, 13-1 (7)
FRI	FEB. 24	USC	W, 5-3
SAT	FEB. 25	USC	W, 12-6
SUN	FEB. 26	USC	T, 12-12
WED	MAR. 1	FLORIDA A&M	W, 18-8 (7)
FRI	MAR. 3	LIPSCOMB	W, 7-3
SAT	MAR. 4	LIPSCOMB	W, 12-11
SUN	MAR. 5	LIPSCOMB	W, 4-3
TUE	MAR. 7	UAB	W, 4-1
Wed	Mar. 8	at Jacksonville State	W, 6-3
FRI	MAR. 10	SOUTHEASTERN	W, 7-1
SAT	MAR. 11	SOUTHEASTERN	L, 3-8
SAT	MAR. 11	SOUTHEASTERN	L, 7-8
TUE	MAR. 14	GEORGIA TECH	W, 12-11 (12)
Fri	Mar. 17	at #3 Arkansas*	L, 2-7
Sat	Mar. 18	at #3 Arkansas*	L, 3-9
Sun	Mar. 19	at #3 Arkansas*	L, 0-5
Tue	Mar. 21	vs. South Alabama	W, 6-5
THU	MAR. 23	GEORGIA*	W, 7-6 (11)
FRI	MAR. 24	GEORGIA*	W, 6-3
SAT	MAR. 25	GEORGIA*	L, 7-24
TUE	MAR. 28	NORTH ALABAMA	W, 14-1 (7)
Fri	Mar. 31	at #2 Florida*	W, 10-1
Sat	Apr. 1	at #2 Florida*	L, 5-12
Sun	Apr. 2	at #2 Florida*	L, 8-17
Tue	Apr. 4	at UAB	L, 5-6
THU	APR. 6	TEXAS A&M*	L, 5-9
FRI	APR. 7	TEXAS A&M*	W, 10-9
FRI	APR. 7	TEXAS A&M*	L, 6-12
Tue	Apr. 11	at Georgia Tech	L, 8-12 (10)
Fri	Apr. 14	at Alabama*	W, 8-4
Sat	Apr. 15	at Alabama*	L, 2-4
Sun	Apr. 16	at Alabama*	L, 1-6
TUE	APR. 18	SAMFORD	W, 13-3 (8)
FRI	APR. 21	MISSISSIPPI STATE*	W, 2-1
SAT	APR. 22	MISSISSIPPI STATE*	L, 10-11
SUN	APR. 23	MISSISSIPPI STATE*	W, 12-11
TUE	APR. 25	TROY	L, 7-8
Fri	Apr. 28	at #2 South Carolina*	W, 8-3
Sat	Apr. 29	at #2 South Carolina*	W, 9-5
Sun	Apr. 30	at #2 South Carolina*	L, 7-8
FRI	MAY 5	#1 LSU*	L, 0-3
SAT	MAY 6	#1 LSU*	W, 8-6
SUN	MAY 7	#1 LSU*	W, 12-2 (8)
Tue	May 9	vs. Samford	Canceled
Thu	May 11	at Ole Miss*	W, 16-4 (8)
Fri	May 12	at Ole Miss*	W, 8-2
Sat	May 13	at Ole Miss*	W, 13-5
TUE	MAY 16	JACKSONVILLE STATE	CANCELED
THU	MAY 18	MISSOURI*	W, 4-0
FRI	MAY 19	MISSOURI*	W, 7-2
SAT	MAY 20	MISSOURI*	W, 9-7

SEC TOURNAMENT

May 23	vs. Missouri	W, 10-4
May 24	vs. #6 Vanderbilt	L, 4-6
May 25	vs. #24 Alabama	L, 4-7

NCAA TOURNAMENT

June 2	vs. Penn	L, 3-6 (11)
June 3	vs. Southern Miss	2 p.m.
June 9-12	NCAA Super Regionals	TBD
June 16-26	College World Series	TBD

Home games in **BOLD CAPS**

All home games at Plainsman Park | All times central

* SEC game



GAME 58

AUBURN, ALA. (Samford Stadium-Hitchcock Field at Plainsman Park)



#13 AUBURN TIGERS (34-22-1, 17-13 SEC)

Head Coach: Butch Thompson (Birmingham-Southern, 1992)

Career Record: 295-207-1 (9th season) | Record at Auburn: 256-186-1 (8th season)

VS.



SOUTHERN MISS GOLDEN EAGLES (41-18, 22-8 SBC)

Head Coach: Scott Berry (Southwest Missouri State, 1986)

Career Record: 523-274-1 (14th season) | Record at USM: 523-274-1 (14th season)



SAMFORD BULLDOGS (37-23, 15-6 SOCON)

Head Coach: Tony David (South Alabama, 1995)

Career Record: 65-52 (2nd season) | Record at Samford: 65-52 (2nd season)

VS.



PENN QUAKERS (33-14, 16-5 IVY)

Head Coach: John Yurkow (Rowan University, 1999)

Career Record: 202-161-1 (10th season) | Record at Penn: 202-161-1 (10th season)

» QUICK HITTERS

- Auburn entered the weekend riding a nine-game regional winning streak dating back to 2018.
- The Tigers outscored the opponent 117-43 during the nine-game span.
- Auburn's 51 runs in last year's regional were the most by a SEC team in a three-game regional.
- The program is one of five in the country, including two in the SEC, to host a regional each of the last two seasons - joined by Florida, Miami, Oklahoma State and Stanford on the short list.
- Auburn is 11-3 in regional games under head coach Butch Thompson.

PITCHING MATCHUP

AUBURN

SOUTHERN MISS

SAT | GR LHP Tommy Vail

(5-1, 3.46)

vs. JR RHP Billy Oldham

(6-3, 4.64)

GAME INFO

Date: Saturday, June 3, 2023

Game Time: 2 p.m. CT

Site: Auburn, Ala. / Plainsman Park (4,096)

TV: TBD

Talent: Clay Matvick (pxp), Gregg Olson (color)

Radio: 93.9 FM | AuburnTigers.com

Talent: Andy Burcham, Brad Law

Live Stats: StatBroadcast.com

Twitter Updates: @AuburnBaseball

Postgame Recap: AuburnTigers.com

Series History: Auburn leads, 5-2

Auburn: Series tied, 1-1

Hattiesburg: Auburn leads, 2-0

Neutral: Auburn leads, 2-1

Last Meeting: Southern Miss 3, Auburn 1 (3/6/16)

Streak: L1

AUBURN

34-22-1, 17-13 SEC

Team Leaders

Batting Average:	FR DH Ike Irish (.365)
Runs:	SR IF Bryson Ware (65)
2B:	FR DH Ike Irish (24)
HR:	SR IF Bryson Ware (24)
RBI:	SR IF Bryson Ware (63)
Stolen Bases:	FR OF Chris Stanfield (9-11)

SOUTHERN MISS

41-18, 22-8 SBC

Team Leaders

Batting Average:	SR C Rodrigo Montenegro (.398)
Runs:	Two tied (50)
2B:	JR IF Dustin Dickerson (20)
HR:	JR OF Slade Wilks (20)
RBI:	JR OF Slade Wilks (56)
Stolen Bases:	JR OF Matthew Etzel (22-25)

POTENTIAL STARTING LINEUP

Pos.	#	Player	AVG	AB	R	H	2B	3B	HR	RBI	SB-SBA	BB
C	24	Nate LaRue	.174	138	17	24	2	0	5	15	4-6	18
1B	26	Cooper McMurray	.271	133	37	36	6	0	14	48	1-1	44
2B	1	Caden Green	.211	147	23	31	4	0	2	21	2-3	21
3B	8	Bryson Ware	.350	220	65	77	11	1	24	63	6-8	28
SS	7	Cole Foster	.333	219	56	73	13	0	13	49	5-7	29
LF	3	Chris Stanfield	.281	160	33	45	8	2	3	21	9-11	18
CF	5	Kason Howell	.276	210	38	58	23	3	4	39	6-6	27
RF	27	Bobby Peirce	.347	176	43	61	10	2	5	26	4-5	15
DH	18	Ike Irish	.365	233	48	85	24	1	6	50	3-3	26

AUBURN'S RECORD WHEN...

	2023	Under Thompson
Overall	34-21-1	256-185-1
SEC	17-13	96-113
Non-Conference	16-6-1	138-53-1
Postseason	1-2	22-19
Home	23-9-1	169-81-1
Away	8-10	60-79
Neutral	3-2	23-22
Current streak	L2	L2
Last 5 games	3-2	3-2
Last 10 games	8-2	8-2

Situational:

AU scores first	19-8	165-62
Opp. scores first	15-13-1	91-123-1
AU scores 4+ runs	33-13-1	234-86-1
AU scores 3 runs or less	1-8	22-99
AU leads after 7 innings	27-1	207-17
8 innings	29-0	231-14
AU trails after 7 innings	5-19	21-139
8 innings	1-19	8-148
Game tied after 7 innings	2-1-1	23-25-1
8 innings	2-1-1	8-16-1
Extra Innings	2-1	13-19
1-run games	8-5	54-49
2-run games	3-2	5-19
3-run games	3-2	27-25
Games decided by 5+ runs	14-9	114-59
vs. LH Starter	8-5	74-56
vs. RH Starter	26-16-1	183-128-1
More hits than opponent	26-5	189-34
Fewer hits than opponent	5-15	42-139
Hits are tied	3-1-1	22-13-1
AU has 10+ hits	22-6-1	156-68-1
Opp. has 10+ hits	9-13-1	62-114-1
Hit a home run	31-14-1	175-84-1
Opp. hits a home run	16-15-1	115-122-1
AU quality start	4-0	72-22
Opp. quality start	2-7	28-66
AU commits no errors	20-8	120-49
Opp. commits no error	13-12	75-94

By Day:

Sunday	3-5-1	38-35-1
Monday	0-0	3-2
Tuesday	7-3	52-21
Wednesday	2-1	20-8
Thursday	1-2	9-18
Friday	14-3	66-41
Saturday	7-7	64-57
Day Games (first pitch before 6 p.m.)	14-13-1	136-99-1
Night Games (first pitch after 6 p.m.)	20-8	120-86
Doubleheaders	5-3	31-19

By Month:

February	5-1-1	50-15-1
March	13-6	87-47
April	7-11	58-60
May	9-3	43-50
June	0-0	16-10

By Jersey:

White	3-0	60-33
Blue	13-6	56-39
Orange	5-3	54-38
Gray	4-5	32-43
Pinstripes	3-4-1	38-27-1
Cream Throwback	6-3	14-5

UNIVERSITY INFORMATION

Location	Auburn, Ala.
Enrollment	31,526
Founded	October 1, 1856
Nickname	Tigers
Colors	Burnt Orange and Navy Blue
President	Dr. Christopher B. Roberts
Athletics Director	John Cohen
Conference	Southeastern (SEC West)
Stadium / Capacity	Samford Stadium-Hitchcock Field at Plainsman Park / 4,096
Ticket Office Phone	855-282-2010

BASEBALL COACHING / SUPPORT STAFF

Head Coach	Butch Thompson (Birmingham-Southern, 1992)
Record at Auburn / Seasons	256-185-1 (.580) / 8th
Career Coaching Record / Seasons	295-206-1 (.589) / 9th
Assistant Coach	Karl Nonemaker (Vanderbilt, 2002)
Assistant Coach	Gabe Gross (Auburn, 2012)
Pitching Coach	Daron Schoenrock (Tennessee Tech, 1984)
Director of Player Development	Aaron Everett (UT Martin, 2012)
Director of Operations	Greg Drye (Southern Miss, 1998)
Athletic Trainer	Anthony Sandersen (South Dakota State, 2004)
Strength & Conditioning	Chris Joyner (Minnesota State - Mankato, 2001)

PROGRAM HISTORY

Modern Era Program Record (since 1949)	2,064-1,418-5 (.593)
College World Series Appearances / Last	6 / 2022
College World Series Record	4-12 (.250)
NCAA Regional Appearances / Last	23 / 2022
NCAA Regional Record	54-45 (.545)
NCAA Super Regional Appearances / Last	4 / 2022
NCAA Super Regional Record	5-6 (.455)
Last Postseason Opponent	Arkansas / 2022 College World Series
Result	Lost, 11-1

POSTSEASON HISTORY

College World Series Appearances: 6 (1967, 1976, 1994, 1997, 2019, 2022)

Super Regional Appearances: 4 (1999, 2018, 2019, 2022)

NCAA Regional Appearances: 24 (1963, 1967, 1976, 1978, 1987, 1989, 1993-95, 1997-2003, 2005, 2010, 2015, 2017, 2018, 2019, 2022, 2023)

NCAA Regional Titles: 8 (1967, 1976, 1994, 1997, 1999, 2018, 2019, 2022)

MEDIA RELATIONS

Baseball Contact: George Nunnelley, Asst. Director - Athletics Comm.

Cell: 502-609-9982

Email: gnnunnelley@auburn.edu

Twitter: @gnunnelley

Associate AD: Kirk Sampson

2023 AUBURN BASEBALL ROSTER

No.	Name	Pos.	Cl.	B/T	Ht.	Wt.	Exp.	Hometown (Previous School)
1	Caden Green	IF	Jr.	R/R	5-11	164	JC	Tulsa, Okla. (Seminole State)
2	Josh Hall	OF	Gr.	L/R	5-9	174	2L	Homewood, Ala. (Ole Miss)
3	Chris Stanfield	OF	Fr.	R/R	6-1	189	FR	Tallahassee, Fla. (Chiles)
4	Carter Wright	C	Jr.	R/R	6-0	195	JC	Blairsville, Ga. (Iowa Western)
5	Kason Howell	OF	5th	R/R	6-0	178	4L	Argyle, Texas (Liberty Christian)
6	Ryan Dyal	C	R-Jr.	L/R	5-10	197	2L	Senoia, Ga. (East Coweta)
7	Cole Foster	IF	Jr.	S/R	6-1	193	2L	Plano, Texas (Plano Senior)
8	Bryson Ware	IF/OF	Sr.	R/R	6-2	193	2L	Madison, Miss. (Pearl River)
9	Brody Moss	IF	So.	L/R	5-11	183	1L	Helena, Ala. (Helena)
10	Brody Wortham	IF	Gr.	R/R	6-1	187	TR	Wedowee, Ala. (West Georgia)
11	Gavin Miller	IF	Fr.	R/R	5-11	192	HS	Oakdale, Pa. (West Allegheny)
12	Drew Nelson	LHP/OF	Fr.	L/L	5-11	198	HS	Troy, Ala. (Pike Liberal Arts)
14	Justin Kirby	OF	Gr.	R/R	5-11	203	TR	Alpharetta, Ga. (Kent State)
16	Cam Hill	IF	Jr.	L/L	6-4	219	2L	Madison, Ala. (Bob Jones)
17	Trevor Horne	RHP	R-Fr.	L/R	6-3	203	RS	Phenix City, Ala. (Glenwood Academy)
18	Ike Irish	C	Fr.	L/R	6-2	202	HS	Hudsonville, Mich. (St. Mary's Prep)
20	Tommy Sheehan	LHP	Gr.	L/L	6-0	210	1L	Brielle, N.J. (Notre Dame)
21	Tommy Vail	LHP	Gr.	R/L	5-11	190	TR	Seattle, Wash. (Notre Dame/TCU)
22	Hayden Murphy	RHP/IF	Fr.	R/R	6-3	185	HS	Chula, Ga. (Tiftarea Academy)
23	Parker Carlson	RHP	So.	R/R	6-1	184	1L	Mobile, Ala. (Faith Academy)
24	Nate LaRue	C	Sr.	R/R	6-3	223	3L	Mobile, Ala. (McGill-Toolen)
25	Tanner Bauman	LHP	Jr.	L/L	6-4	208	JC	Jacksonville, Fla. (St. John's River State)
26	Cooper McMurray	IF	R-So.	L/L	6-3	258	TR	Tulsa, Okla. (Kansas)
27	Bobby Peirce	OF	R-Sr.	R/R	6-0	183	2L	Scottsdale, Ariz. (South Mountain)
28	Elliott Bray	RHP	Fr.	R/R	6-0	219	HS	Hartselle, Ala. (Hartselle)
29	Christian Herberholz	RHP	R-Jr.	R/R	5-11	197	JC	Scottsboro, Ala. (Southern Union)
31	Mike Bello	OF	So.	L/L	6-0	203	1L	Oak Ridge, N.J. (Pope John XXIII)
33	Will Cannon	RHP	So.	R/R	6-1	187	JC	Phenix City, Ala. (Northwest Florida State)
41	John Armstrong	RHP	So.	R/R	5-11	225	1L	Marietta, Ga. (Harrison)
43	Chase Isbell	RHP	Sr.	R/R	6-2	210	1L	Springville, Ala. (Samford)
44	Ryan Olson	RHP	Fr.	R/R	6-1	206	HS	Auburn, Ala. (Auburn)
45	Joseph Gonzalez	RHP	Jr.	R/R	6-4	233	2L	Humacao, P.R. (Leadership Christian Academy)
46	Chase Allsup	RHP	So.	R/R	6-1	238	1L	Dothan, Ala. (Dothan)
47	Cameron Keshock	RHP	Fr.	R/R	6-6	215	HS	Spanish Fort, Ala. (Spanish Fort)
51	Ty Mauldin	IF	Jr.	L/R	6-0	196	JC	Trussville, Ala. (Snead State)
54	Konner Copeland	LHP	Sr.	L/L	6-2	178	1L	Mobile, Ala. (Pensacola State)
77	Zach Crotchfelt	LHP	Fr.	L/L	6-2	210	HS	Jackson, N.J. (Jackson Memorial)

COACHES & STAFF

30	Butch Thompson	Head Coach
36	Karl Nonemaker	Assistant Coach
39	Gabe Gross	Assistant Coach
40	Daron Schoenrock	Pitching Coach
	Aaron Everett	Director of Player Development
	Greg Drye	Director of Operations
	Sara Elizabeth Jackson	Special Assistant to the Head Coach
	Chris Joyner	Strength & Conditioning
	Anthony Sandersen	Athletic Trainer
	Wyn Grantham	Athletic Trainer Intern

PRONUNCIATION GUIDE

Tanner BAUMAN BOW-man (of a boat)
 Ryan DYAL.....DIAL
 KASON Howell..... KAY-son
 Chase ISBELL.....IZ-bull
 Cameron KESHOCK..... KEY-shock
 Ty MAULDIN MALL-den
 Daron SCHOENROCK SHOW-in-rock
 Brody WORTHAMWORTH-um

30 BUTCH THOMPSON HEAD COACH

THE AUBURN SKIPPER

- Nine College World Series appearances / 18 postseason appearances
- 2013 National Runner-up (Mississippi State)
- 2001 National Champion (Birmingham-Southern)
- 2014 Baseball America/ABCA National Assistant Coach of the Year
- 2006 FCA Coach of the Year
- Coached 20 pitchers who went on to pitch in the Major Leagues
- Recruited and coached 38 pitchers who were drafted out of college that weren't drafted out of high school

Butch Thompson enters his eighth season at the helm of the program in 2023, posting a record of 222-164 in his first seven seasons. He has led the program to the College World Series in two of the last three postseasons.

Butch Thompson was named Auburn's head baseball coach on October 22, 2015 and enters his eighth season with the Tigers in 2023.

Thompson has returned the Tigers to prominence in seven seasons on The Plains as he has guided the team to a 222-164 overall record and has advanced to the NCAA Tournament four of the last five postseasons, including three Super Regional appearances in the last four years and two trips to the College World Series in the last three postseasons.

Thompson, who spent three seasons as an assistant coach and recruiting coordinator at Auburn from 2006-08, returned to The Plains after seven seasons at Mississippi State as both associate head coach and pitching coach.

A native of Amory, Miss., Thompson has coached 33 Division I All-Americans and 43 all-conference performers. He has seen 20 of his former pitchers called up to Major League Baseball, including 14 since 2014. Thompson has also turned 38 pitchers who went undrafted out of high school into MLB draft picks.

Along with his pitching pedigree, Thompson is also considered one of the top recruiters in the country. Since 2003, he has secured 15 recruiting classes that were ranked in the top 10 by either Baseball America or Perfect Game, including the program record No. 4 class in 2017 and No. 5 class in 2022. His classes signed from 2006-08 at Auburn each ranked in the top 18 nationally.

In 30 years of coaching at the collegiate level, including 21 in the Southeastern Conference, Thompson has coached nine College World Series participants, including leading the Tigers to the program's first trip to the College World Series in 22 years in 2019 and taking the team back for the second time in three seasons in 2022. Auburn is one of six programs to appear in two of the last three College World Series, and Thompson is one of five active SEC coaches who have taken their program to a pair of College World Series in a three-year span. Thompson has also coached one national champion and a national runner-up, won nine conference championships and made 18 postseason appearances.

Thompson was named the 2006 Fellowship of Christian Athletes SEC Coach of the Year while at Auburn and the 2014 Baseball America and American Baseball Coaches Association (ABCA) National Assistant Coach of the Year while at Mississippi State.

During his tenure with the Tigers, Thompson has led the team to three straight NCAA Tournament appearances from 2017-19 for the first time since 2001-03, including back-to-back super regionals in 2018 and 2019 for the first time in program history. Auburn has finished five of Thompson's seven seasons in the top 25, including three in the top 10. The No. 5 national ranking to finish 2022 was tied for the second highest mark in program history.

The 2022 season marked one of the most successful in recent program history as the Tigers went 43-22 overall and 16-13 in SEC play. The 43 wins were tied for the most since 1999, and the winning conference record marked the Tigers' third under Thompson after doing so just once from 2004-15.

Auburn went 37-18 in the regular season and lost back-to-back games on just three occasions before being selected as a regional host for the first time since 2010. The Tigers swept Southeastern, Florida State and UCLA in the regional, outscoring them 51-18 in the process, before becoming the first team to defeat Oregon State in a home super regional by taking down the Beavers in a dramatic winner-take-all game three. Auburn moved on to Omaha and defeated Stanford 6-2 to secure the program's first College World Series win since 1997.

In seven seasons at MSU, Thompson made four NCAA regional trips, two Super



Regionals, won the SEC Tournament and advanced to the College World Series finishing as NCAA runner-up in 2013. In three of his last four seasons in Starkville, the Bulldogs' staff ERA finished no higher than 3.06. Thompson's 2013 pitching staff was one of two nationally to finish in the top 15 in ERA, strikeouts per nine innings and hits allowed per nine innings.

In addition to his experience at Auburn and Mississippi State, Thompson also spent four seasons at Georgia from 2002-05, including a trip to the College World Series in 2004. While there, he guided the development of future Major Leaguers Josh Fields, Mitchell Boggs and Brooks Brown.

Thompson launched his coaching career as pitching coach and top assistant at Huntingdon College (Ala.) in 1993, before returning to his alma mater in Birmingham, where he helped lead the Panthers to back-to-back Southern States Conference Championships and in 1995 coached BSC to its first NAIA World Series berth.

Thompson left BSC briefly to serve as head coach at Jefferson State Community College in Birmingham in 1997. While at JSCC, he was honored as the Regional Tournament Coach of the Year, the ABCA Alabama Junior College Coach of the Year and the Southeast Region Coach of the Year after guiding JSCC to a 39-21 mark, the AJCAA Region 22 State Championship and a third-place finish in the NJCAA Division II World Series.

He returned to Birmingham-Southern as top assistant the following season, beginning a four-year run during the most successful span in BSC baseball history. The Panthers won 196 games and four TranSouth Conference Championships and made three-consecutive appearances in the NAIA World Series. BSC's 2001 team posted a school-best 55-11 mark and captured the NAIA National Championship.

In 2002, Thompson joined the SEC baseball coaching fraternity as a pitching coach and recruiting coordinator at Georgia and has been a part of the league for the past 17 seasons.

Thompson currently serves as the large-school representative for the Alabama Baseball Coaches Association and is an All-American committee member representing the South region for the ABCA.

Thompson prepped at Amory (Miss.) High School and later starred as a pitcher at Itawamba (Miss.) Community College from 1989-90. He is a member of both the ICC Athletic Hall of Fame (Class of 2014) and MACCC Hall of Fame (Class of 2021).

Thompson earned a Bachelor's Degree in History at BSC in 1992 and completed a Master's Degree in Sports Administration at UAB in 1996. He is married to the former Robin Ashe of Birmingham, Ala., and they are the parents of three daughters --- Anna, Olivia and Madelyn Gail.

HONORING AN AUBURN LEGEND

- Auburn unveiled a statue of Frank Thomas outside of Plainsman Park on Saturday, Apr. 8.
- Following a three-year career at Auburn when he hit .382 with 49 home runs and 205 RBI, Thomas was selected by the Chicago White Sox with the seventh overall pick in the 1989 MLB Draft and went on to enjoy a 19-year MLB career with the White Sox, Athletics and Blue Jays.
- Thomas is the only player in MLB history with seven straight seasons of 20 or more home runs, 100+ RBI, 100+ walks and a .300+ average.
- He was elected into the National Baseball Hall of Fame in his first year of eligibility in 2014 and remains the only SEC baseball player to earn the distinct honor.



NOTABLE QUOTES


"I'm so humbled, grateful and thankful for this distinct honor. I never imagined any of this when I started chasing my dream here at Auburn University. At Auburn I became a man. I was so blessed to have coaches who pushed me to new heights and instilled toughness and a will to win that I never knew existed until then. Auburn set me on a path to my hall of fame career that resulted from hard work, dedication and commitment. I learned there that there are no shortcuts to success and I carry that lesson with me today." ~ **Frank Thomas**

"To get to a day like this marks exponential growth and I know the best is yet to come. Our players, through their highest of highs of Omaha and through their grind of tough days, have examples. Frank, you're another example for us all. For our student-athletes, for our university, for our future generations." ~ **Butch Thompson**



WELCOME TO THE SHOW

- Former Auburn slugger Edouard Julien made his MLB debut with the Minnesota Twins on Wednesday, Apr. 12, becoming the 58th big leaguer in program history, including the seventh since Aug. 2020.
 - Casey Mize (Tigers): Aug. 17, 2020
 - Ben Braymer (Nationals): Aug. 28, 2020
 - Josh Palacios (Blue Jays): Apr. 9, 2021
 - Keegan Thompson (Cubs): May 2, 2021
 - Gabe Klobosits (Nationals): July 30, 2021
 - Davis Daneil (Angels): June 11, 2021
 - Edouard Julien (Twins): Apr. 12, 2023
- Auburn's seven players called up to MLB since Aug. 2020 are tied for the second most in the Southeastern Conference.

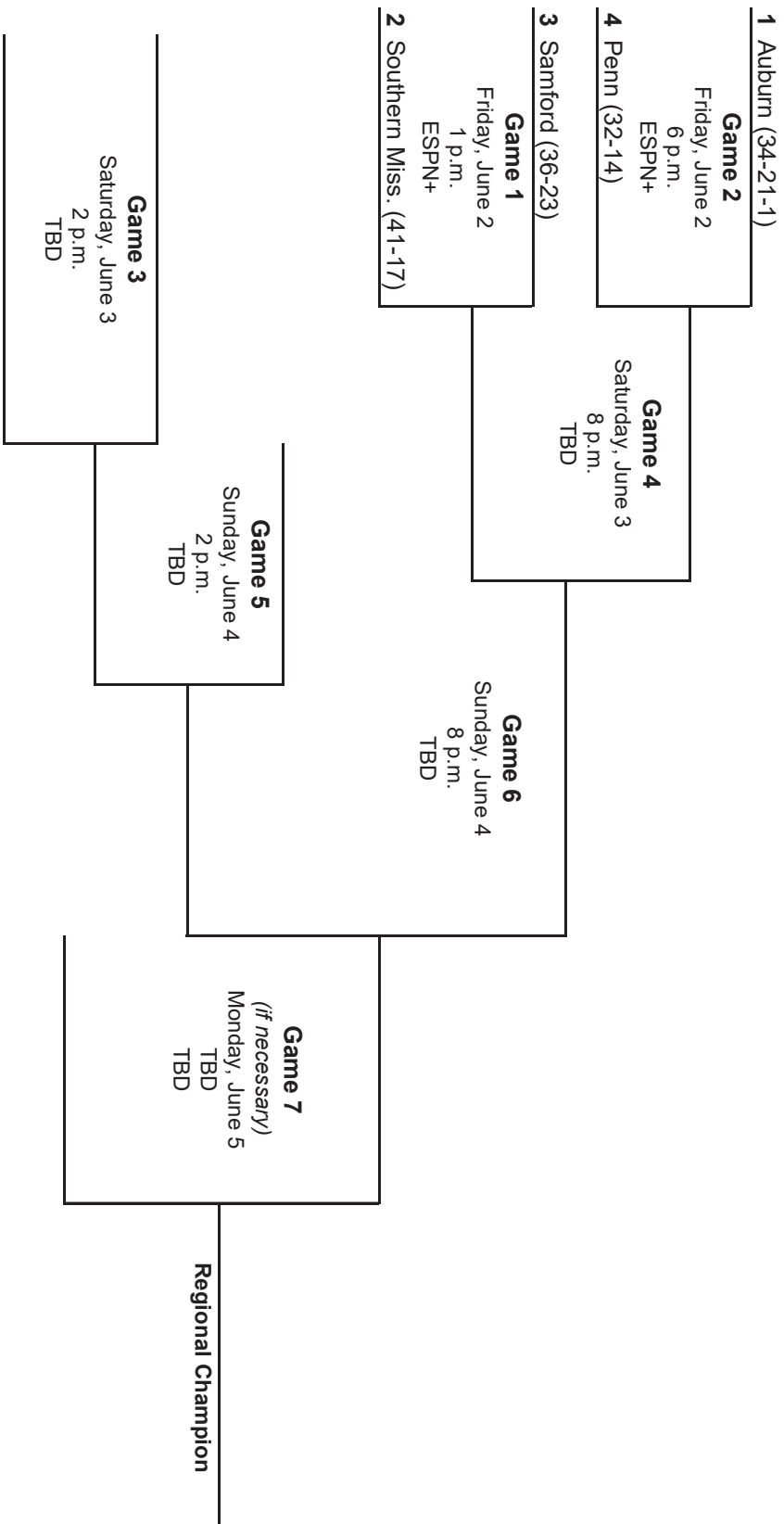


- A two-year starter for the Tigers from 2018-19, Julien totaled 27 home runs and 126 RBI in his time on the Plains, marking the most RBI of any player in the Southeastern Conference during the span.
- Rated by MLB Pipeline as the Twins' No. 4 prospect and the No. 96 prospect in all of baseball, Julien is a .283 career minor league hitter with 48 doubles, 37 home runs and 142 RBI in 233 games at the start of his third professional season. His 215 walks and .437 on-base percentage since the start of the 2021 season are the best in minor league baseball during the span.
- Julien, who is a two-time MiLB.com Organizational All-Star and member of the 2022 MLB Pipeline All-Prospect Second Team, earned a spot on the Twins' 40-man roster entering 2023 and went 8-for-23 (.348) with three home runs and six RBI in eight games at Spring Training. He was selected to represent Team Canada at the World Baseball Classic, where he went 7-for-13 with two doubles, two home runs, five walks, five runs and a stolen base.
- Julien recorded his first career MLB hit with a single off the wall in an 11-2 win against the Yankees on Apr. 13. He came back around in the first inning and hit his first career MLB home run to left field.

AUBURN REGIONAL BRACKET



**2023 NCAA Division I Baseball Championship
Auburn Regional
June 2-5, 2023**



*Home team
All times are local and subject to change.

© 2023 National Collegiate Athletic Association. No commercial use without the NCAA's written permission.

NCAA REGIONAL CAREER STATS

#5 KASON HOWELL

Year	Avg	GP	GS	AB	R	H	2B	3B	HR	RBI	TB	SLG%	BB	HBP	SO	GDP	OB%	SF	SH	SB	ATT	PO	A	E	FLD%
2019	.333	3	3	12	4	4	1	0	0	0	5	.417	0	0	1	1	.333	0	0	1	1	4	0	0	1.000
2022	.364	3	3	11	4	4	3	0	0	1	7	.636	5	2	0	0	.611	0	0	0	1	5	0	0	1.000
Total	.348	6	6	23	8	8	4	0	0	1	12	.522	5	2	1	1	.500	0	0	1	2	9	0	0	1.000

#6 RYAN DYAL

Year	Avg	GP	GS	AB	R	H	2B	3B	HR	RBI	TB	SLG%	BB	HBP	SO	GDP	OB%	SF	SH	SB	ATT	PO	A	E	FLD%
2022	.000	1	0	1	0	0	0	0	0	0	0	.000	0	0	1	0	.000	0	0	0	0	2	0	0	1.000

#7 COLE FOSTER

Year	Avg	GP	GS	AB	R	H	2B	3B	HR	RBI	TB	SLG%	BB	HBP	SO	GDP	OB%	SF	SH	SB	ATT	PO	A	E	FLD%
2022	.400	3	3	15	6	6	3	0	3	12	18	1.200	1	2	3	0	.474	1	0	0	0	5	4	0	1.000

#8 BRYSON WARE

Year	Avg	GP	GS	AB	R	H	2B	3B	HR	RBI	TB	SLG%	BB	HBP	SO	GDP	OB%	SF	SH	SB	ATT	PO	A	E	FLD%
2022	.500	3	0	2	1	1	0	1	0	2	3	1.500	1	0	0	0	.667	0	0	0	0	0	0	0	.000

#16 CAM HILL

Year	Avg	GP	GS	AB	R	H	2B	3B	HR	RBI	TB	SLG%	BB	HBP	SO	GDP	OB%	SF	SH	SB	ATT	PO	A	E	FLD%
2022	.667	2	0	3	1	2	0	0	1	3	5	1.667	1	0	1	0	.750	0	0	0	0	0	0	0	.000

#24 NATE LARUE

Year	Avg	GP	GS	AB	R	H	2B	3B	HR	RBI	TB	SLG%	BB	HBP	SO	GDP	OB%	SF	SH	SB	ATT	PO	A	E	FLD%
2022	.300	3	3	10	4	3	1	0	2	6	10	1.000	4	0	5	0	.500	0	0	0	0	30	4	0	1.000

#27 BOBBY PEIRCE

Year	Avg	GP	GS	AB	R	H	2B	3B	HR	RBI	TB	SLG%	BB	HBP	SO	GDP	OB%	SF	SH	SB	ATT	PO	A	E	FLD%
2022	.143	3	3	14	5	2	0	0	1	3	5	.357	3	1	5	0	.333	0	0	0	0	4	0	0	1.000

#31 MIKE BELLO

Year	Avg	GP	GS	AB	R	H	2B	3B	HR	RBI	TB	SLG%	BB	HBP	SO	GDP	OB%	SF	SH	SB	ATT	PO	A	E	FLD%
2022	.417	3	3	12	3	5	1	0	0	3	6	.500	0	1	2	0	.400	2	0	0	0	4	0	0	1.000

#41 JOHN ARMSTRONG

Year	ERA	W	L	App	GS	CG	SHO	CBO	SV	IP	H	R	ER	BB	SO	2B	3B	HR	BF	B/Avg	WP	HBP	BK	SFA	SHA
2022	4.50	0	0	1	0	0	0	0	0	2.0	3	1	1	1	0	0	0	0	8	.375	0	0	0	0	0

#54 KONNER COPELAND

Year	ERA	W	L	App	GS	CG	SHO	CBO	SV	IP	H	R	ER	BB	SO	2B	3B	HR	BF	B/Avg	WP	HBP	BK	SFA	SHA
2022	0.00	0	0	1	0	0	0	0	0	2.2	4	3	0	2	4	2	0	0	12	.333	0	0	0	0	0

NCAA REGIONAL HISTORY

REGIONAL RESULTS

Year	Opponent	Score	Result	Location
1963	West Virginia	1-2	L	Gastonia, NC
	Florida State	3-4	L	Gastonia, NC
1967	West Virginia	8-3	W	Gastonia, NC
	Florida State	13-2	W	Gastonia, NC
	Clemson	2-3	L	Gastonia, NC
1976	Clemson	6-5	W	Gastonia, NC
	Middle Tenn. St.	10-5	W	Tallahassee, FL
1978	Florida State	2-1	W	Tallahassee, FL
	Jacksonville	7-5	W	Tallahassee, FL
1987	Memphis State	14-10	W	Auburn, AL
	North Carolina	2-3	L	Auburn, AL
	Memphis State	5-6	L	Auburn, AL
1989	Seton Hall	22-1	W	Huntsville, AL
	Middle Tenn. St.	5-3	W	Huntsville, AL
	Seton Hall	6-15	L	Huntsville, AL
1993	Clemson	3-6	L	Huntsville, AL
	South Florida	9-3	W	Tallahassee, FL
	Clemson	14-7	W	Tallahassee, FL
1994	Florida State	6-7	L	Tallahassee, FL
	Clemson	1-11	L	Tallahassee, FL
	Arizona	9-1	W	Stillwater, OK
1995	Oklahoma St.	10-14	L	Stillwater, OK
	N.C. State	2-13	L	Stillwater, OK
	Virginia Tech	7-0	W	Clemson, SC
1997	Old Dominion	11-8 [10]	W	Clemson, SC
	Clemson	11-5	W	Clemson, SC
	Notre Dame	8-0	W	Clemson, SC
1998	Pennsylvania	2-1	W	Oklahoma City, OK
	Ohio State	8-6	W	Oklahoma City, OK
	Oklahoma	8-9	L	Oklahoma City, OK
1999	Texas	4-2	W	Oklahoma City, OK
	Oklahoma	1-3	L	Oklahoma City, OK
	Western Carolina	11-3	W	Tallahassee, FL
2000	South Florida	9-0	W	Tallahassee, FL
	Florida State	8-7	W	Tallahassee, FL
	Florida State	7-9	L	Tallahassee, FL
2001	Florida State	5-2	W	Tallahassee, FL
	Rutgers	15-17	L	Tallahassee, FL
	Liberty	3-2	W	Tallahassee, FL
2002	Rutgers	7-4	W	Tallahassee, FL
	Oklahoma	9-8	W	Tallahassee, FL
	Florida State	10-16	L	Tallahassee, FL
2003	N. C. State	9-7	W	Auburn, AL
	Winthrop	8-6	W	Auburn, AL
	Tulane	5-7	L	Auburn, AL
2005	Tulane	13-9	W	Auburn, AL
	Stetson	5-9	L	Atlanta, GA
	Georgia Southern	11-5	W	Atlanta, GA
2007	Stetson	10-13	L	Atlanta, GA
	Jacksonville	8-7	W	Tallahassee, FL
	Florida State	6-10	L	Tallahassee, FL
2008	Jacksonville	3-2	W	Tallahassee, FL
	Florida State	6-9	L	Tallahassee, FL
	Florida Atlantic	11-16	L	Tuscaloosa, AL
2009	Alabama	3-6	L	Tuscaloosa, AL
	Princeton	5-2	W	Auburn, AL
	Ohio State	2-6	L	Auburn, AL
2010	Clemson	15-0	W	Auburn, AL
	Ohio State	7-9	L	Auburn, AL
	South Alabama	13-5	W	Tallahassee, FL
2011	Florida State	3-4	L	Tallahassee, FL
	Army	12-3	W	Tallahassee, FL
	Florida State	4-10	L	Tallahassee, FL
2012	Jacksonville State	9-7	W	Auburn, AL
	Clemson	2-5	L	Auburn, AL
	Southern Miss	17-8	W	Auburn, AL
2013	Clemson	11-10	W	Auburn, AL
	Clemson	7-13	L	Auburn, AL
	College of Charleston	7-6 [11]	L	Tallahassee, FL
2014	Mercer	1-0	W	Tallahassee, FL
	College of Charleston	3-2	L	Tallahassee, FL
	UCF	7-4	W	Tallahassee, FL
2015	Tennessee Tech	5-3	W	Tallahassee, FL
	Florida State	7-8 [10]	L	Tallahassee, FL
	Florida State	0-6	L	Tallahassee, FL
2016	Northeastern	13-4	W	Raleigh, NC
	Army	12-1	W	Raleigh, NC
	N.C. State	15-7	W	Raleigh, NC
2017	Coastal Carolina	16-7	W	Atlanta, GA
	Georgia Tech	6-5	W	Atlanta, GA
	Georgia Tech	4-1	W	Atlanta, GA

Year	Opponent	Score	Result	Location
2022	Southeastern Louisiana	19-7	W	Auburn, AL
	Florida State	21-7	W	Auburn, AL
	UCLA	11-4	W	Auburn, AL

REGIONAL RESULTS BY YEAR

Year	Regional	Result	W-L	Location
1963	District 3	Fourth	0-2	Gastonia, NC
1967	District 3	CHAMPIONS	3-1	Gastonia, NC
1976	South	CHAMPIONS	3-0	Tallahassee, FL
1978	South	Third	1-2	Auburn, AL
1987	South I	Third	2-2	Huntsville, AL
1989	Atlantic	Third	2-2	Tallahassee, FL
1993	Midwest	Fourth	1-2	Stillwater, OK
1994	East	CHAMPIONS	4-0	Clemson, SC
1995	Midwest II	Second	3-2	Oklahoma City, OK
1997	East	CHAMPIONS	4-1	Tallahassee, FL
1998	Atlantic II	Second	3-2	Tallahassee, FL
1999	Auburn	CHAMPIONS	3-1	Auburn, AL
2000	Atlanta	Third	1-2	Atlanta, GA
2001	Tallahassee	Second	2-2	Tallahassee, FL
2002	Tuscaloosa	Fourth	0-2	Tuscaloosa, AL
2003	Auburn	Second	2-2	Auburn, AL
2005	Tallahassee	Second	2-2	Tallahassee, FL
2010	Auburn	Second	3-2	Auburn, AL
2015	Tallahassee	Third	1-2	Tallahassee, FL
2017	Tallahassee	Second	2-2	Tallahassee, FL
2018	Raleigh	CHAMPIONS	3-0	Raleigh, NC
2019	Atlanta	CHAMPIONS	3-0	Atlanta, GA
2022	Auburn	CHAMPIONS	3-0	Auburn, AL

AUBURN VS. NCAA REGIONAL OPPONENTS

Opponent	W-L
Alabama	0-1
Arizona	1-0
Army	2-0
Central Florida	1-0
Clemson	5-5
Coastal Carolina	1-0
College of Charleston	0-2
Florida Atlantic	0-1
Florida State	5-10
Georgia Southern	1-0
Georgia Tech	2-0
Jacksonville	3-0
Jacksonville State	1-0
Liberty	1-0
Mercer	1-0
Memphis	1-1
Middle Tenn. State	2-0
Northeastern	1-0
North Carolina	0-1
North Carolina State	2-1
Notre Dame	1-0
Ohio State	1-2
Oklahoma	1-2
Oklahoma State	0-1
Old Dominion	1-0
Pennsylvania	1-0
Princeton	1-0
Rutgers	1-1
Seton Hall	1-1
South Alabama	1-0
South Florida	2-0
Southeastern Louisiana	1-0
Southern Miss	1-0
Stetson	0-2
Tennessee Tech	1-0
Texas	1-0
Tulane	1-1
UCLA	1-0
Virginia Tech	1-0
Winthrop	1-0
Western Carolina	1-0
West Virginia	1-1
42 Opponents	51-33

NCAA REGIONAL HISTORY**AUBURN NCAA REGIONAL RECORDS****BATTING****GAMES PLAYED**

Series: 5, by 32 players (1995, 1997, 1998, 2010)
 Career: 16, Todd Faulkner (1998-2001)
 16, Mailon Kent (1998-2001)

AT BATS

Game: 6, by 36 players
 Series: 25, Rob Macrory (1997) [5 games]
 Career: 65, Todd Faulkner (1998-2001) [16 gms]

RUNS SCORED

Game: 5, Sonny DiChiara vs. Florida State (6/4/22)
 Series: 11, Adam Sullivan (1997) [5 games]
 Career: 19, Todd Faulkner (1998-2000) [16 gms]

HITS

Game: 5, Brody Moore vs. Florida State (6/4/22)
 5, Javon Moran vs. Fla. Atlantic (5/31/02)
 5, Adam Sullivan vs. W. Car. (5/22/97)
 5, Mark Bellhorn vs. ODU (5/27/94)
 5, Cliff Shanks vs. Okla. St. (5/29/93)
 Series: 14, Adam Sullivan (1997) [5 games]
 Career: 30, Todd Faulkner (1998-2001) [16 gms]

RUNS BATTED IN

Game: 9, Cole Foster vs. SE Louisiana (6/3/22)
 Series: 12, Cole Foster (2022) [3 games]
 Career: 22, Todd Faulkner (1998-2000) [16 gms]

SINGLES

Game: 5, Adam Sullivan vs. W. Car. (5/22/97)
 Series: 12, Adam Sullivan (1997) [5 games]
 Career: 17, Jay Waggoner (1993-95) [12 gms]

DOUBLES

Game: 3, Kason Howell vs. Florida State (6/4/22)
 Series: 5, Trent Mummey (2010) [5 games]
 5, Mark Bellhorn (1994) [4 games]
 Career: 7, Mailon Kent (1998-01) [16 games]

TRIPLES

Game: 1, 15 times, last by Moore/Ware vs FSU (6/4/22)
 Series: 2, Javon Moran (2003) [4 games]
 Career: 2, Javon Moran (2001-03) [10 games]
 2, Mark Bellhorn (1993-95) [12 games]

HOME RUNS

Game: 3, Cole Foster vs. SE Louisiana (6/3/22)
 Series: 4, Scotty Long (1967) [4 games]
 4, Todd Faulkner (1998) [5 games]
 Career: 5, Todd Faulkner (1998-01) [16 games]

STOLEN BASES

Game: 2, Javon Moran vs. Clemson (5/31/03)
 2, Pat Keedy vs. Memphis (5/20/78)
 2, Dom Fucci vs. Memphis (5/20/78)
 Series: 3, Javon Moran (2003) [4 games]
 Career: 4, Javon Moran (2001-03) [10 games]

BASES ON BALLS

Game: 4, Blake Rambusch vs. Florida State (6/4/22)
 Series: 5, Blake Rambusch (2022) [3 games]
 5, Kason Howell (2022) [3 games]
 5, Mitch Duke (1993) [3 games]
 5, Dominic Rich (1998) [5 games]

STRIKEOUTS

Game: 4, Kevin Chabot vs. Okla. (5/28/95)
 Series: 12, Kevin Chabot (1995) [5 games]
 Career: 15, Kevin Chabot (1993-95) [9 games]

BATTING AVERAGE

Series [min. 15 AB]: .667, Mark Bellhorn (1994)
 [12-for-18 in 4 games]
 Career [min. 25 AB]: .538, Steven Williams
 (2018-19) [14-for-26 in 6 games]

HITTING STREAK

Career: 15, Mailon Kent (1998-01)
 12, Todd Faulkner (1999-01)
 11, Gabe Gross (1999-01)

PITCHING**GAMES PITCHED**

Series: 4, Finley Woodward (1995)
 Career: 7, Colter Bean (1996-2000)

GAMES STARTED

Series: 2, Hayden Gliemmo (1998)
 2, Tim Hudson (1997)
 2, Ryan Halla (1995)
 2, John Powell (1994)
 2, Stacy Jones (1987)
 2, Mark Chapman (1987)
 2, Q.V. Lowe (1967)
 Career: 4, Chris Bootcheck (1998-00)

GAMES RELIEVED

Series: 4, Finley Woodward (1995)
 Career: 7, Colter Bean (1996-00)

WINS

Series: 2, Tim Hudson (1997)
 2, John Powell (1994)
 2, Q.V. Lowe (1967)
 Career: 3, John Powell (1993-94)

LOSSES

Series: 2, Kevin Knorst (1998)
 2, Scott Roney (1978)
 Career: 2, Chris Bootcheck (1998-00)
 2, Kevin Knorst (1998-00)
 2, Ryan Halla (1993-95)
 2, Scott Roney (1978)

SAVES

Series: 2, Colter Bean (1998)
 2, Patrick Dunham (1997)
 2, Finley Woodward (1995)
 2, Joe Beckwith (1976)
 Career: 2, Colter Bean (1998)
 2, Patrick Dunham (1997)
 2, Finley Woodward (1995)
 2, Joe Beckwith (1976)

INNINGS PITCHED

Game: 13.0, Q.V. Lowe vs. Clemson (1967)
 Series: 25.0, Q.V. Lowe (1967) [2 games]
 Career: 27.1, Levale Speigner (2000-03) [6 games]

STRIKEOUTS

Game: 14, John Powell vs. Arizona (5/28/93) [9 IP]
 14, Q.V. Lowe vs. Clemson (1967) [13 IP]
 Series: 26, Q.V. Lowe (1967) [2 games]
 22, John Powell (1994) [2 games]
 Career: 36, John Powell (1993-94) [3 games]

BASES ON BALLS

Game: 6, Josh Sullivan vs. Florida State (6/4/05)
 6, Ryan Halla vs. Okla. State (5/29/93)
 Series: 6, Josh Sullivan (2005) [1 game]
 6, Ryan Halla (1993) [1 game]
 6, Tim Hudson (1997) [2 games]
 Career: 13, Ryan Halla (1993-95) [6 gms/23.1 IP]

NATIONAL POLLS

NEWS & NOTES

BASEBALL AMERICA

May 29

1. Wake Forest
2. Florida*
3. Vanderbilt*
4. Clemson
5. Arkansas*
6. Stanford
7. LSU*
8. Coastal Carolina
9. Miami
10. Virginia
11. Campbell
12. Oklahoma State
13. East Carolina
14. Dallas Baptist
15. Texas
16. West Virginia
17. Southern Miss
18. Alabama*
19. Oregon State
20. Tennessee
21. Duke
22. **AUBURN**
23. Maryland
24. TCU
25. Indiana State

D1 BASEBALL

May 29

1. Wake Forest
2. Florida*
3. Clemson
4. Vanderbilt*
5. Arkansas*
6. Stanford
7. LSU*
8. Miami
9. Coastal Carolina
10. UConn
11. Virginia
12. Campbell
13. Southern Miss
14. Oregon State
15. East Carolina
16. Oklahoma State
17. TCU
18. Dallas Baptist
19. Maryland
20. **AUBURN**
21. Tennessee
22. Alabama*
23. Indiana State
24. Oregon
25. Texas A&M*

USA TODAY

May 29

1. Wake Forest
2. Florida*
3. Arkansas*
4. Vanderbilt*
5. Clemson
6. Stanford
6. LSU*
8. Coastal Carolina
9. Virginia
10. Miami
11. Campbell
12. East Carolina
13. Oklahoma State
14. UConn
15. Dallas Baptist
16. Tennessee
17. Oregon State
18. South Carolina*
19. Southern Miss
20. Indiana State
21. Kentucky
22. West Virginia
23. Alabama*
24. Boston College
25. Maryland

NCBWA

May 29

1. Wake Forest
2. Florida*
3. Vanderbilt*
4. Arkansas*
5. LSU*
6. Clemson
7. Stanford
8. Miami
9. Coastal Carolina
10. Campbell
11. Virginia
12. East Carolina
13. UConn
14. Dallas Baptist
15. Oklahoma State
16. South Carolina*
17. Southern Miss
18. Tennessee
19. Maryland
20. Alabama*
21. Oregon State
22. Kentucky
23. Indiana State
24. Duke
25. West Virginia

PERFECT GAME

May 29

1. Wake Forest
2. Florida*
3. Stanford
4. Arkansas*
5. Clemson
6. LSU*
7. Miami
8. Coastal Carolina
9. Tennessee
10. Vanderbilt
11. Dallas Baptist
12. Virginia
13. **AUBURN**
14. UConn
15. East Carolina
16. Alabama*
17. Duke
18. Indiana State
19. Boston College
20. West Virginia
21. Campbell
22. South Carolina*
23. Oklahoma State
24. Southern Miss
25. Kentucky

COLLEGIATE BASEBALL

May 29

1. Wake Forest
2. Florida*
3. Clemson
4. Arkansas*
5. LSU*
6. Stanford
7. Miami
8. Virginia
9. Indiana State
10. Oral Roberts
11. Vanderbilt
12. Coastal Carolina
13. Southern Miss
14. Oklahoma State
15. Texas
16. **AUBURN**
17. Maryland
18. Oregon State
19. Alabama*
20. UConn
21. Dallas Baptist
22. Iowa
23. TCU
24. Oregon
25. Campbell

AUBURN IN THE POLLS

BA D1 CB NC PG USA

Pre.	22	NR	NR	NR	17	NR
2/20	23	NR	NR	NR	17	--
2/27	23	NR	NR	NR	13	NR
3/6	20	NR	20	NR	11	25
3/13	NR	NR	24	NR	18	NR
3/20	NR	NR	NR	NR	NR	NR

BA D1 CB NC PG USA

3/27	NR	NR	NR	NR	NR	NR
4/3	NR	NR	NR	NR	NR	NR
4/10	NR	NR	NR	NR	NR	NR
4/17	NR	NR	NR	NR	NR	NR
4/24	NR	NR	NR	NR	NR	NR
5/1	NR	NR	NR	NR	NR	NR

BA D1 CB NC PG USA

5/8	25	NR	NR	NR	23	NR
5/15	22	NR	NR	NR	19	NR
5/22	20	19	16	NR	13	25
5/29	22	20	16	NR	--	NR

KNOW THE FOES

NO. 2 SOUTHERN MISS

• Southern Miss enters the regional with a 41-17 overall record and 22-8 mark in the Sun Belt, finishing a game behind Coastal Carolina for the regular season championship before winning the tournament.

• The Golden Eagles have won 19 of the last 21 games dating back to Apr. 23.

NO. 3 SAMFORD

• Samford enters the weekend with 36-23 overall record and went 15-6 in SoCon play en route to winning the regular season and conference tournament.

• The Bulldogs won three games in the same day against UNC Greensboro and Wofford last Saturday to claim the league's automatic bid.

NO. 4 PENN

• Penn enters the regional with a 32-14 overall record and 16-5 record in the Ivy League, sweeping the league's regular season and conference championships.

• The Quakers, making their first NCAA Tournament appearance since 1995, enters the weekend on an eight-game win streak.

POSTSEASON AT PLAINSMAN PARK

• This weekend marks the first time in program history Auburn has hosted a regional in back-to-back seasons.

• The Tigers are one of five programs in the country to host each of the last two seasons, joined by Florida, Miami, Oklahoma State and Stanford on the short list.

• This weekend also marks the sixth time in program history a regional has been played at Plainsman Park - 1978, 1999, 2003, 2010 and 2022.

ROLLING INTO REGIONALS

• Auburn enters the weekend on a nine-game regional winning streak dating back to 2018.

- 2018 Raleigh Regional: 3-0

- 2019 Atlanta Regional: 3-0

- 2022 Auburn Regional: 3-0

• The Tigers have outscored the opponent 117-43 during the nine-game span and have scored double digit runs in seven of the nine games.

• The streak is three games longer than the previous regional win streak record (6) from 1994-95.

THOMPSON'S TENURE

• This weekend marks Auburn's fifth regional in the last six postseasons under head coach Butch Thompson.

• Prior to Thompson's arrival in 2016, Auburn made five tournament appearances in 14 seasons from 2002-15.

• The program is one of six in the SEC to make at least five tournament appearances in the last six postseasons - Arkansas (6), Florida (6), LSU (6), Vandy (6), Texas A&M (5).

• The Tigers are 11-2 in regional games under Thompson.

SECOND HALF SURGE

• Auburn went a league best 12-3 in the second half of SEC play, marking the program's best 15-game stretch in conference play since also going 12-3 in 2010.

• The Tigers won five straight SEC series for the first time since 2010 and are one of two teams (Vanderbilt) to win five straight SEC series at any point this year.

WWWWWWWWWAR EAGLE

- Including its win vs. Missouri in the SEC Tournament, Auburn went on a nine-game SEC winning streak from May 6-23, marking the program's longest streak since also winning nine straight league games in 1995.
- The team hit .329 with a 3.08 ERA and outscored opponents 87-32 during the streak.
- The Tigers are one of two teams - along with Vanderbilt (10) - to have won nine straight SEC games this season.

TOWARDS THE TOP OF THE STANDINGS

- Auburn finished fifth in the SEC standings for the second straight season, marking the first time the program has finished top five in back-to-back years since 2002-03.
- The team has finished .500 or better in SEC play in four of the last six years under Thompson, and one of the seasons with a sub-.500 SEC record ended in Omaha (2019).
- Prior to Thompson's arrival, the program had turned in just one such season (2010) in 12 years between 2004-15.

ERA IMPROVEMENTS

- Auburn ranked 13th in the SEC with an 8.83 ERA through the first four weeks of conference play.
- The Tigers ranked third in the league with a 4.41 ERA the last six weeks of SEC play.
 - Last six weeks: 4.41 ERA
 - Last five weeks: 4.30 ERA
 - Last four weeks: 3.69 ERA
 - Last three weeks: 3.19 ERA
 - Last two weeks: 3.23 ERA
 - Last week: 3.00 ERA

KEY TO THE GAME

- The team that has produced the biggest inning in a game is 44-6 (.880) this season. Six games have had an equal biggest inning with one ending in a tie and four in one-run wins, including two in extra innings.

TOUGH TESTS

- Four of Auburn's SEC series came vs. teams ranked in the top three in the NCAA at the time of competition, including three on the road.
- The Tigers went 5-7 overall in those games.
 - Mar. 17-19 at No. 3 Arkansas (0-3)
 - Mar. 31-Apr. 2 at No. 2 Florida (1-2)
 - Apr. 28-30 at No. 2 South Carolina (2-1)
 - May 5-7 vs. No. 1 LSU (2-1)

TAKING DOWN TOP-RANKED TEAMS

- As far as records indicate, Auburn's series win vs. No. 1 LSU was the program's first series win against a top-ranked team.
- The Tigers defeated the No. 2 ranked team on the road and the No. 1 ranked team at home in back-to-back weeks.
- After being the first team to defeat USC in a series at Founders Park, Auburn became the first team to defeat LSU in a series this season.

STARTING SERIES STRONG

- Including the first game of the SEC Tournament, Auburn is 12-3 in openers this season, including 8-3 in SEC openers.
- The Tigers have turned in a 3.20 ERA in openers, holding opponents to three or fewer runs eight times and four or fewer runs 12 times.

COMEBACK KIDS

- The Tigers have notched 16 comeback wins this season, including back-to-back comeback wins vs. Missouri on May 20 and May 23.
- Thirty-eight of the Tigers' 77 wins since the start of last season are comebacks.
- Auburn has come back from a pair of seven-run deficits this season - vs. Georgia Tech on Mar. 14 and vs. Mississippi State on Apr. 23.
- The comeback win vs. Mississippi State was the program's largest in SEC play since responding from a nine-run deficit against the Bulldogs on May 8, 2010.

HITTING THE LONG BALL

- Thirty-one of Auburn's 50 home runs in SEC play came in the last five weeks.
- Since Apr. 18 vs. Samford, the Tigers have homered 39 times in 20 games and have hit a home run in all but three contests.
- The team has multiple home runs in 11 games during the span, including six of the last nine.

HOME RUN RECORD HOLDER

- Bryson Ware has homered in three straight games and five of the last six contests to become Auburn's single-season home run record holder with 24 on the season.
- After collecting just two hits in SEC play last year, Ware surpassed 2010 SEC Player of the Year Hunter Morris with a solo home run in the sixth inning of last Thursday's contest vs. Alabama at the SEC Tournament.
- His 24 home runs are the third most in the SEC and eighth most in the NCAA.

WARE-ING 'EM OUT

- Coming into the year a .246 hitter in 92 games, Bryson Ware ranks top 10 in the SEC in hits (77), runs (64), homers (24), RBI (63), slugging percentage (.750) and total bases (162) while hitting at a career best .356 clip.
- Ware has reached base in 18 straight games after reaching in 34 straight earlier this season and has reached safely in all but two contests.
- His 162 total bases are the most by an Auburn player since 2010 and the 10th most in a single-season in program history.

DICK HOWSER TROPHY SEMIFINALIST

- Ware was named a semifinalist for the Dick Howser Trophy, becoming Auburn's fifth semifinalist for the award - Hunter Morris (2010), Casey Mize (2018), Ryan Bliss (2021) and Sonny DiChiara (2022).
- He was also previously named to the Golden Spikes Award Midseason Watch List.

THE GENERAL

- Senior captain Kason Howell is tied with Todd Faulkner for the program record and the NCAA active career leader in doubles (71).
 - Kason Howell (2019-23) - 71
 - Todd Faulkner (1998-01) - 71
 - Gabe Gross (1999-01) - 68
- Howell's 23 doubles this season are second in the SEC to teammate Ike Irish (24) and are tied for ninth in program history.
- His 90 career extra-base hits - 71 doubles, five triples, 14 homers - are also the ninth most in program history.

DOUBLE TROUBLE

- Irish and Howell rank first and second in the SEC and top 15 in the country with 24 and 23 doubles, respectively.
- Auburn leads the league with 112 doubles in 56 games this season.

HOWELL'S HOLDING IT DOWN

- Howell has started in 168 of the last 169 games dating back to 2021 and in 244 games in his Auburn career.
- With 246 career games played, Howell is set to break the AU games played record Friday.
 - Kason Howell (2019-pres) - 246
 - Jay Waggoner (1992-95) - 246
 - Chad Wandall (1996-99) - 245
 - Brandon Moore (1991-94) - 242
- He also ranks fifth in AU history and seventh among active NCAA players in at-bats (898).

FOSTER'S CATCHING FIRE

- Cole Foster is riding a nine-game hitting streak and leads the team in average (.436), runs (13), hits (17), home runs (6) and RBI (14) during the span.
- He hit a pair of home runs at the SEC Tournament, including a three-run, go-ahead home run vs. Missouri, and was named to the SEC All-Tournament Team.
- Among SEC shortstops this season, Foster ranks second in AVG (.306) and third in HR (22) and RBI (96) over the last two years.
 - Josh Rivera: .306 AVG, 24 HR, 103 RBI
 - Jacob Gonzalez: .297 AVG, 28 HR, 103 RBI
- He is a Brooks Wallace Award semifinalist, the No. 16 shortstop in the country by D1 Baseball, and the No. 95 prospect for the MLB Draft by MLB.com.

WE WANNA BE LIKE IKE

- Irish's 24 doubles this season surpassed hitting coach Gabe Gross (23 in 1999) for Auburn's freshman doubles record.
- He ranks eighth in the country in the category and is tied for sixth in program history, marking the most by an AU player since 2005.

IRISH AMONG NCAA FRESHMAN RANKS

- Doubles: 24, 1st
- Hits: 83, T-4th
- Average: .364, 15th

COOP KEEPS CRUSHING

- Cooper McMurray hit his 14th home run of the season, including his 11th of SEC play, in the series-clinching win vs. Missouri on May 19 - a 444-foot shot that left the bat at 110 mph.
- McMurray matched a season high with five RBI and hit a grand slam in the series finale at Ole Miss, marking his 14th multi-RBI game and third game with four+ RBI this year.
- Twelve of his home runs and 41 of his RBI have come in 34 games since Mar. 23.
- He ranked top five in SEC games in RBI (35), on-base percentage (.469) and slugging (.750) and ranked tied for eighth in home runs (11).

BOBBY BARRELS + BAZOOKA

- Bobby Peirce has totaled 104 hits in 82 games since entering Auburn's starting lineup at LSU on Apr. 1 last season.
- Additionally, Peirce has registered seven outfield assists since Apr. 1, including a pair of games with two assists - Apr. 7 vs. Texas A&M and Apr. 25 vs. Troy.
- Peirce has 12 outfield assists since Apr. 16, 2022, and his seven outfield assists this season are the most by an Auburn player since Judd Ward had nine outfield assists in 2019.

STANFIELD SETTING THE TABLE

- Chris Stanfield has hit out of the leadoff spot in 18 of the last 19 games.
- He is riding a season best eight-game hitting streak and is hitting .324 (11-for-34) with 10 runs and five RBI during the span.
- Stanfield became the first player to steal three bases in a game vs. Alabama at the SEC Tournament, scored the game-winning run in the 8th inning of the series opener vs. Miss. State and stole home in the first inning of the opener at South Carolina.

STARTERS' SUCCESS

- Auburn starting pitchers Chase Allsup, Tommy Vail and Christian Herberholz have turned in a 2.70 ERA in a combined 11 starts and 50.0 innings during the last 15 games.
- Vail and Herberholz ranked first and second in the league with ERAs of 1.47 and 1.80, respectively, the last six weeks of the regular season.

VALIANT EFFORT FROM VAIL

- Tommy Vail turned in 8.0 innings of one-run ball in the series-clinching win at Ole Miss on May 12, marking the longest outing by an Auburn pitcher this season and the longest since Joseph Gonzalez also logged 8.0 innings at Miss. State on Apr. 16, 2022.
- In the last six weeks of the regular season, Vail led the SEC with a 1.47 ERA and went 3-0 with 35 strikeouts in 30.2 innings.
- His 10-strikeout performance vs. Miss. State on Apr. 21 was the first by an Auburn pitcher in a SEC game since Tanner Burns in 2019.

ALLSUP'S GIVING IT HIS ALL

- Allsup has turned in a 2.25 ERA in his last two starts and 12.0 innings pitched.
- He turned in a career-high 7.0 scoreless innings with a career-high seven strikeouts in his last start at Plainsman Park - a series-opening win vs. Missouri on May 19.

HUM NOW, HERBIE

- Herberholz left his start at Ole Miss on May 13 early and is coming back after missing the last two weeks with forearm soreness.
- In his last five starts from Apr. 16-May 13, he is 1-1 with a 1.80 ERA.
- In his last two starts at home, Herberholz is 1-0 with a 0.90 ERA in 10.0 IP - 5.0 scoreless vs. MSU on Apr. 22 and 5.0 IP with 1 ER vs. LSU on May 7.

FAB FIVE FROSH

- Auburn's five freshmen in Perfect Game's top 100 were the second most in the country.
 - Zach Crotchfelt; LHP; Jackson, N.J.
 - Ike Irish; C/DH; Hudsonville, Mich.
 - Gavin Miller; IF; Oakdale, Pa.
 - Hayden Murphy; RHP; Chula, Ga.
 - Chris Stanfield; OF; Tallahassee, Fla.

RECRUITING RANKINGS

- The Tigers 2022 incoming class was ranked unanimously in the top 10 by Perfect Game (No. 5), Baseball America (No. 6), Collegiate Baseball (No. 8) and D1 Baseball (No. 10).
- Perfect Game's No. 5 ranking is tied for the second highest in program history, trailing only the No. 4 class from 2017.
- Auburn's next two classes for 2023 and 2024 are also ranked in the top 10 by Perfect Game.

CONGRATS GRADS

- Four Auburn players in Ryan Dyal, Kason Howell, Bobby Peirce and Bryson Ware as well as manager Trenton Reynolds earned their Auburn degrees earlier this month.
- Five Auburn players also already wear SEC graduate patches this season - Josh Hall, Brody Wortham, Justin Kirby, Tommy Sheehan and Tommy Vail.

ACCOLADES FOR THE ASSISTANTS

- Assistant coaches Karl Nonemaker and Gabe Gross both took home hardware in 2022.
- Nonemaker was named the American Baseball Coaches Association NCAA Division I Assistant Coach of the Year and Gross earned Alabama Baseball Coaches Association Division I Assistant Coach of the Year honors.

SEC EXPERIENCE ON STAFF

- Auburn's coaching staff includes 43 years of experience as a SEC coach.
 - Butch Thompson: 21 years
 - Karl Nonemaker: 8 years
 - Gabe Gross: 7 years
 - Daron Schoenrock: 7 years

THE ROAD TO OMAHA

- Auburn advanced to the College World Series for the second time in the last three postseasons in 2022, becoming one of six programs to accomplish the feat - Auburn, Arkansas, Mississippi State, Texas, Stanford and Vanderbilt.
- The Tigers hosted a regional for the first time in 12 years and outscored the opponents 51-18, marking the most runs by a SEC team in a three-game regional.
- The team then became the first program to defeat Oregon State in a home super regional, and secured the program's first win in Omaha since 1997 with a 6-2 win against Stanford.

PACK OUT PLAINSMAN PARK

- The 2023 season marks the third straight that Auburn has sold out of season tickets.
- A record 18 games this season, including all 15 games in SEC play, have been sold out.
- The program shattered the previous single-season attendance record from 2004 by more than 16,000, welcoming 127,947 fans through the gates of Plainsman Park in 2022.
- Auburn's 2023 attendance total currently sits at 121,756, trailing only the 2022 total for the most in program history.
- Prior to last season, the previous attendance record from 2004 was 111,627.

THE 2022 MLB DRAFT WAS A DANDY

- Auburn had eight players selected in the 2022 MLB Draft, all previously undrafted.
- The eight draft picks were the second most in program history, third most in the SEC and tied for the fifth most in the country.
- The four picks in the top five rounds were the most in program history, as were the eight picks in the top 20 rounds.
- It marked the 48th consecutive year the Tigers had at least one player selected, tied for the longest active streak in the SEC.
- It marked the program record seventh straight season Auburn had a top-five-round pick.

PREPPING THEM FOR PRO BALL

- In seven years under Butch Thompson, Auburn has had 36 draft picks, including 16 in the top 10 rounds and 12 in the top five rounds.
- Both top-10 and top-five rounds totals are good for the most in a seven-year span in program history.

THE LAST TIME...

BATTING SUPERLATIVES

5 hits in a game
6 hits in a game

Reached base 6 times
Reached base 7 times

4 runs in a game
5 runs in a game
6 runs in a game

10-game hitting streak
15-game hitting streak
20-game hitting streak
25-game hitting streak
30-game hitting streak

3 doubles in a game
4 doubles in a game

2 triples in a game
3 triples in a game

2 home runs in one game
3 home runs in one game

7 RBI in a game
8 RBI in a game
9 RBI in a game
10 RBI in a game

Grand slam home run
Inside-the-park home run
HR to begin game
Two HR in one inning
HR in consecutive at-bats
HR in three consecutive at-bats
HR in consecutive games
HR in three consecutive games
HR in three consecutive SEC games
HR in four consecutive games
HR in four consecutive SEC games
HR in five consecutive games
Walk-off HR
Pinch-hit HR
Pinch-hit grand slam
HR in first at-bat of season
HR in both games of DH

Hit for the cycle

Hit from both sides of plate
in same inning
Two hits in same inning

Stole home
Stole two bases in a game
Stole three bases in a game

Hit by a pitch 2 times in a game
Hit by a pitch 3+ times in a game

Scored 20 or more runs
Scored 25 or more runs
Scored 30 or more runs

Scored 5 runs in an Inning
Scored 6 runs in an Inning
Scored 7 runs in an Inning
Scored 8 runs in an Inning
Scored 9 runs in an Inning
Scored 10+ runs in an Inning
Recorded 10+ hits in an Inning
Scored in every inning

Recorded 15-19 hits
Recorded 20 or more hits

Hit 3 or more home runs in an inning
Hit 3 or more home runs in a game
Hit 5 or more home runs in a game
Hit 7 or more home runs in a game
Hit back-to-back home runs
Hit back-to-back-to-back home runs

Had 5 doubles
Had 6 doubles
Had 7 doubles
Had 8 doubles
Had 9+ doubles

Stole 5 bases in a game
Stole 6 bases in a game
Stole 7 bases in a game
Stole 8 bases in a game

Walked 10+ times
Did not strike out in a game

Bobby Peirce at Georgia Tech [5-for-5] (4/11/23)
Tyler Johnstone vs. Elon [6-for-7, 2B, 3B] (2/25/05)

Kason Howell vs. Florida State [4-5, 2 BB] (6/4/22)
Brody Moore vs. Florida State [5-5, 2BB] (6/4/22)

Bobby Peirce vs. #1 LSU (5/7/23)
Sonny DiChiara vs. Florida State (6/4/22)
Bryson Ware vs. Alabama A&M (2/24/21)

Bobby Peirce, 11 games (3/28-4/15/23)
Bryson Ware, 18 games (3/14-4/14/23)
A. Grier, 22 games, (5/31/15-3/22/16)
Justin Fradejas, 27 games (3/23-5/7/10)
Casey Dunn, 31 games (2/22 [G1]-4/15/97)

Kason Howell at Ole Miss (5/12/23)
Ken Dempsey vs. Georgia (1977)

Kason Howell vs. #1 LSU (5/7/23)
never

Cole Foster at Ole Miss (5/12/23)
Cole Foster vs. Southeastern (6/3/22)

Justin Kirby vs. USC (2/26/23)
Justin Bryant at Georgia (3/19/10)
Cole Foster vs. Southeastern (6/3/22)
Bob Berry vs. Huntington (4/15/82)

Cooper McMurray at Ole Miss (5/13/23)
Kason Howell vs. Southeastern (3/11/23)
Ryan Bliss vs. #11 Ole Miss (5/25/21)
Cole Foster vs. Southeastern [1st] (6/3/22)
Cooper McMurray vs. Mississippi State (4/23/23)
Edouard Julien (2/20-22/19)
Bryson Ware (5/24-25/23)
Bryson Ware (5/23-25/23)
Ike Irish (5/12-19/23)
Cooper McMurray (4/18-23/23)
Mike Bianucci (5/2-9/08)
Tim Lemons (4/6-10/85)
Kason Howell vs. Yale (G1 - 2/26/22)
Cam Hill vs. Kentucky (3/26/21)
Edouard Julien vs. BYU (G1 - 3/3/18)
Steven Williams vs. Longwood (2/17/18)
Bryson Ware vs. Missouri (5/19/23)

Judd Ward [3B, 1B, HR, 2B] vs. Illinois-Chicago (G1 - 2/15/20)

Cole Foster [1st inn.]
vs. Southeastern (6/3/22)
Chris Stanfield [1B, 1B] at Ole Miss [5th] (5/13/23)

Josh Hall vs. Kansas State (2/20/22)
Cole Foster vs. Samford (4/18/23)
Chris Stanfield vs. Alabama (5/25/23)

Cole Foster vs. Missouri (5/23/23)
Dan Glevenyak at Alabama (4) (4/11/14)

21 vs. Florida State (6/4/22)
25 vs. Longwood (2/17/18)
33 vs. Alabama A&M (2/24/21)

5, vs. Missouri (8th) (5/20/23)
6, at Ole Miss (5th) (5/13/23)
7, vs. Mississippi State (9th) (4/23/23)
8, at UAB (5th) (3/19/19)
9, vs. Rhode Island (1st) (G1 - 3/5/22)
11, vs. Florida A&M (1st) (3/1/23)
11, vs. Furman (5th) (2/12/00)
vs. Coppin State (3/18/14)

17, at Ole Miss (5/12/23)
20, at Ole Miss (5/13/23)

3, vs. Florida A&M [1st] (3/1/23)
3, vs. Vanderbilt (5/24/23)
5, at #2 South Carolina (4/30/23)
7, vs. Southeastern (6/3/22)
B. Ware & I. Irish vs. Missouri (5/19/23)
R. Bliss, T. Miller & R. Woley vs. Texas A&M (1st)
(5/15/21)

5, vs. Missouri (5/23/23)
6, vs. Missouri (5/20/21)
7, vs. Chicago State (3/8/20)
8, vs. Lipscomb (3/4/23)
11, vs. Alabama A&M (2/24/21)

5, vs. Bethune-Cookman (5/6/14)
6, vs. #21 Tennessee (3/17/19)
7, vs. Presbyterian (5/8/12)
8, vs. Alcorn State (2/22/12)

11, vs. North Alabama (3/28/23)
vs. Belmont (3/11/12)

PITCHING SUPERLATIVES

INDIVIDUAL

Nine-inning no-hitter
Nine-inning no-hitter (combined)
Seven-inning no-hitter
Nine-inning perfect game
Seven-inning perfect game
Nine-inning one-hitter (individual)
Nine-inning one-hitter (combined)
Five-inning one-hitter
Nine-inning two-hitter

Casey Mize vs. Northeastern (3/9/18)
Mike Mueller [2.0], Lee Carter [1.0],
Brandon Channell [1.0], Reid Price [1.0], Andrew Skinner [1.0], Arnold
Hughey [1.0], Ken Clayton [1.0], Cory Duedeit [0.2], Sean Jones [0.1]
vs. UAB (3/19/02)

Jason Johnson vs. LaGrange College (4/30/91)
Eric Brandon vs. Murray State (3/2/02)
Jason Johnson vs. LaGrange College (4/30/91)

Keegan Thompson vs. Presbyterian (3/1/14)
Tanner Burns [7.0], Cody Greenhill [2.0]
vs. Chicago State (3/6/20)

Kevin Davis [3.2], Jacob Milliman [1.1], vs. Radford
(2/22/15)

Tanner Burns [9.0] vs. Cincinnati (3/1/19)

Complete game

Complete game shutout
Consecutive complete games

Drew Nelson vs. North Alabama [7] (3/28/23)

Jack Owen vs. UTSA (3/9/19)
K. Thompson vs. Arkansas & LSU (4/4 & 4/11/15)

Struck out 10 batters

Struck out 11 batters
Struck out 12 batters
Struck out 13 batters
Struck out 15 batters

10 by Tommy Vail vs. Mississippi State (4/21/23)

11 by Jordan Armstrong vs. Yale (2/25/22)
12 by Casey Mize at Kentucky (3/23/18)
13 by Casey Mize vs. Texas A&M (3/16/18)
15 by Tanner Burns vs. Cincinnati (3/1/19)

TEAM

Struck out 15+ batters

16, Bright [8], Sheehan [3], Burkhalter [5]
vs. Stanford (6/20/22)

Struck out 20+ batters

20, Fuller [4], Watson [4], Anderson [3], Greenhill [4],
Skipper [3], Wade [2] vs. #9 Arkansas (4/5/19)

Struck out 15 batters consecutive games

vs. Ga State, at Missouri (4/5-7/16)

Shut out an opponent

Consecutive shutouts

16-0 / 12-0 [7] vs. Rhode Island (3/5/22)

Three straight shutouts

2-0 vs. UT Martin / 6-0 vs. UTSA (3/6-9/19)

Shut out an SEC opponent

Shut out an SEC opponent on the road

3-0 at Missouri (5/21/21)

Consecutive SEC shutouts

5-0 and 4-0 at Miss. State (3/27-28/15)

Consecutive SEC shutouts on the road

5-0 and 4-0 at Miss. State (3/27-28/15)

Was shut out

Was held to one hit

vs. #24 Missouri (4/1/18)

Was no hit

vs. #13 Arkansas (5/25/17)

FIELDING SUPERLATIVES

2 errors in a game

Jake Wyandt vs. #1 Ole Miss (3/17/22)

3 errors in a game

Luke Jarvis vs. Presbyterian (3/11/17)

4 errors in a game

Brett Burnham at Alabama (4/5/00)

3 double plays turned in a game

4 double plays turned in a game
5 double plays turned in a game

vs. Samford (4/18/23)

at #1 Arkansas (4/3/21)
never

Triple play (Auburn)

vs. Memphis (5/22/78)

Triple play (Opponent)

at Florida [4th] (3/15/08)

Threw a runner out at HP to end game

Bryson Ware at Mississippi State (4/17/22)

MISC. SUPERLATIVES

Won 10 or more consecutive games

15 (2/24-3/22/19)

Won 15 or more consecutive games

15 (2/24-3/22/19)

Won 8 or more consecutive SEC games

9 (5/6-23/23)

Lost 5 or more consecutive games

5 (4/2-11/21)

Home winning streak

21 (1964-66)

Road winning streak

14 (1967/1995)

Season-opening winning streak

17 (2/7-3/5/97)

Extra-innings victory

7-6, vs. Georgia [11 inn.] (3/23/23)

Extra-innings loss

8-12, at Georgia Tech [10 inn.] (4/11/23)

Swept a 3-game series

Swept a road series

Swept a road SEC series

Swept a SEC series

Swept a 4-game series

Swept a doubleheader

vs. Missouri (5/19-20/23)

at Ole Miss (5/12-13/23)

at Ole Miss (5/12-13/23)

vs. Missouri (5/19-20/23)

Rhode Island (3/4-6/22)

vs. Missouri (5/19/23)

Allowed 3 runs or fewer in a three-game series

2, vs. Chicago State (3/6-8/20)

Allowed 3 runs or fewer in a four-game series

3, vs. Rhode Island (3/4-6/22)

Allowed 3 runs or fewer in a SEC series

3, vs. Miss. State (3/27-29/15)

Allowed 4 runs or fewer in a series

3, vs. UTSA (3/8-9/19)

Allowed 4 runs or fewer in a SEC series

4, vs. Georgia (4/23-25/15)

Allowed 3 runs or fewer in a road series

3, vs. Miss. State (3/27-29/15)

Allowed 3 runs or fewer in a SEC road series

3, vs. Miss. State (3/27-29/15)

Overcome a deficit of 7+ runs

7 runs, [0-7] vs. Mississippi State (4/23/23)

Won a 1-0 game

vs. Mercer (5/30/15) [NCAA Regional]

Lost a 1-0 game

vs. Ohio State (2/15/14)

Walk-off win

vs. Mississippi State [9 inn.] (4/23/23)

Walk-off loss

at Georgia Tech [10 inn.] (4/11/23)

HITTER PROFILES

31 • MIKE BELLO OF

6-0 • 203 • 50 • Oak Ridge, NJ • Pope John XXIII

CAREER STATISTICS

YEAR	AVG	GP-GS	AB	R	H	2B	3B	HR	RBI	SB-A
2022	.253	43-27	99	18	25	4	0	1	12	1-1
2023	.156	16-5	32	4	5	0	0	0	3	0-0
TOTAL	.229	59-32	131	22	30	4	0	1	15	1-1

SEASON HIGHS

AB: 4, three times
 R: 2, vs. USC (2/26)
 H: 2, vs. GT (3/14)
 2B: --
 HR: --
 RBI: 1, three times

CAREER HIGHS

5, two times
 4, two times
 3, two times
 1, four times
 1, at Texas A&M (3/26/22)
 2, three times

6 • RYAN DYAL C

5-10 • 197 • R-JR • Senoia, GA • East Coweta

CAREER STATISTICS

YEAR	AVG	GP-GS	AB	R	H	2B	3B	HR	RBI	SB-A
2021	.200	31-22	70	18	14	2	0	3	7	1-1
2022	.217	32-27	92	23	20	4	0	4	26	0-0
2023	.222	12-7	27	4	6	0	0	0	3	0-0
TOTAL	.212	75-56	189	45	40	6	0	7	36	1-1

SEASON HIGHS

AB: 5, vs. Southeastern (3/10)
 R: 2, vs. FAMU (3/1)
 H: 1, six times
 2B: --
 HR: --
 RBI: 1, three times

CAREER HIGHS

5, five times
 3, two times
 2, seven times
 1, six times
 1, seven times
 4, vs. Rhode Island (3/6/22)

7 • COLE FOSTER IF

6-1 • 193 • JR • Plano, TX • Plano Senior

- Named to the SEC All-Tournament Team
- Leads the team in AVG (.436), R (13), H (17), HR (6) and RBI (14) during his nine-game hitting streak
- Named a Brooks Wallace Award semifinalist
- Ranked by D1 Baseball as the No. 16 SS in the country
- Rated by MLB.com as the No. 95 prospect for the draft

CAREER STATISTICS

YEAR	AVG	GP-GS	AB	R	H	2B	3B	HR	RBI	SB-A
2021	.292	15-4	24	5	7	3	0	0	1	0-0
2022	.272	52-51	169	40	46	11	0	9	47	2-4
2023	.336	53-53	214	56	72	13	0	13	49	5-7
TOTAL	.305	121-109	410	101	125	27	0	22	97	7-11

SEASON HIGHS

AB: 6, at Georgia Tech (4/11)
 R: 3, seven times
 H: 4, three times
 2B: 1, 13 times
 HR: 2, at Ole Miss (5/12)
 RBI: 4, two times

CAREER HIGHS

6, two times
 4, vs. Southeastern (6/3/22)
 4, four times
 2, vs. Stanford (6/20/22)
 3, vs. Southeastern (6/3/22)
 9, vs. Southeastern (6/3/22)

1 • CADEN GREEN IF

5-11 • 164 • JR • Tulsa, OK • Seminole State

- Hit .316 with 6 RBI the last two series of the season
- Started 34 of the last 35 games at 2B

CAREER STATISTICS

YEAR	AVG	GP-GS	AB	R	H	2B	3B	HR	RBI	SB-A
2021*	.448	39-7	125	38	56	16	2	9	44	8-11
2022*	.425	48-7	181	66	77	22	2	13	49	12-16
2023	.215	50-47	144	23	31	4	0	2	21	2-3
TOTAL	.364	137-47	450	127	164	42	4	24	114	22-30

SEASON HIGHS

AB: 6, vs. GT (3/14)
 R: 2, four times
 H: 2, seven times
 2B: 1, four times
 HR: 1, two times
 RBI: 3, at Ole Miss (5/12)

CAREER HIGHS

6, three times
 4, vs. Rose State (3/5/22)
 5, at Western OK State (3/29/22)
 2, seven times
 1, 24 times
 5, vs. Murray State (1/31/21)

2 • JOSH HALL OF

5-9 • 174 • GR • Homewood, AL • Ole Miss

- Named to the SEC Community Service Team

CAREER STATISTICS

YEAR	AVG	GP-GS	AB	R	H	2B	3B	HR	RBI	SB-A
2019*	.171	54-9	35	12	6	0	1	1	7	10-11
2021	.326	20-10	43	10	14	2	2	0	9	5-6
2022	.269	18-6	26	5	7	1	0	0	2	1-1
2023	.267	20-3	15	5	4	0	0	0	4	1-1
AU	.298	58-19	84	20	25	3	2	0	15	7-8
TOTAL	.260	113-28	119	32	31	3	3	1	22	17-19

SEASON HIGHS

AB: 5, vs. GT (3/14)
 R: 2, vs. FAMU (3/1)
 H: 3, vs. GT (3/14)
 2B: --
 HR: --
 RBI: 2, two times

CAREER HIGHS

5, three times
 3, vs. AAMU (2/23/21)
 3, two times
 1, three times
 1, vs. Ark-Pine Bluff (3/20/19)
 3, vs. AAMU (2/23/21)

16 • CAM HILL IF

6-4 • 219 • JR • Madison, AL • Bob Jones

CAREER STATISTICS

YEAR	AVG	GP-GS	AB	R	H	2B	3B	HR	RBI	SB-A
2021	.270	35-30	111	19	30	6	1	5	22	0-0
2022	.278	39-26	108	16	30	7	0	1	19	0-1
2023	.200	10-4	15	1	3	0	0	0	2	0-0
TOTAL	.269	84-60	234	36	63	13	1	6	43	0-1

SEASON HIGHS

AB: 3, vs. UNA (2/21)
 R: 1, vs. UNA (2/21)
 H: 1, three times
 2B: --
 HR: --
 RBI: 2, vs. UNA (2/21)

CAREER HIGHS

5, six times
 4, at Missouri (5/20/21)
 3, four times
 2, vs. Texas A&M (5/16/21)
 1, six times
 4, vs. Boston College (3/6/21)

5 • KASON HOWELL OF

6-0 • 178 • 5th • Argyle, TX • Liberty Christian

- Named to the SEC All-Defensive Team
- Hitting .387 (12-for-31) with 11 RBI the last 10 games
- Is the NCAA active leader in career doubles (71) and is T-1st in program history with Todd Faulkner
- Has started 244 career games, including 168 of the last 169 dating back to 2021
- Will set Auburn's games played record Friday (247)

CAREER STATISTICS

YEAR	AVG	GP-GS	AB	R	H	2B	3B	HR	RBI	SB-A
2019	.262	63-63	225	31	59	10	0	0	28	14-16
2020	.359	11-10	39	8	14	7	0	0	6	0-0
2021	.260	52-51	177	29	46	12	0	8	30	8-13
2022	.287	65-65	251	50	72	19	2	2	35	11-13
2023	.282	55-55	206	38	58	23	3	4	38	6-6
TOTAL	.277	246-244	898	156	249	71	5	14	137	39-48

SEASON HIGHS

AB: 7, vs. GT (3/14)
 R: 3, two times
 H: 4, at Ole Miss (5/12)
 2B: 3, two times
 HR: 1, four times
 RBI: 5, vs. LSU (5/7)

CAREER HIGHS

7, vs. GT (3/14/23)
 3, six times
 4, two times
 3, three times
 2, two times
 5, two times

18 • IKE IRISH DH/C

6-2 • 202 • FR • Hudsonville, MI • St. Mary's Prep

- Named to the SEC All-Freshman Team
- Delivered the game-winning, two-RBI single in the five-run 8th inning of the finale vs. Missouri (5/20)
- Homed in three straight games from May 12-19
- Set Auburn's freshman record in doubles (24)
- Leads all freshmen nationally in doubles and ranks T-4th among freshmen in hits (83)

CAREER STATISTICS

YEAR	AVG	GP-GS	AB	R	H	2B	3B	HR	RBI	SB-A
2023	.364	56-56	228	47	83	24	1	6	50	2-2

SEASON HIGHS

AB: 6, vs. GT (3/14)
 R: 3, three times
 H: 4, two times
 2B: 2, four times
 HR: 1, six times
 RBI: 5, vs. North Alabama (3/28)

CAREER HIGHS

6, vs. GT (3/14/23)
 3, three times
 1, five times
 2, four times
 1, six times
 5, vs. North Alabama (3/28/23)

14 • JUSTIN KIRBY OF

5-11 • 203 • GR • Alpharetta, GA • Kent State

- His first six hits of the season were HRs

CAREER STATISTICS

YEAR	AVG	GP-GS	AB	R	H	2B	3B	HR	RBI	SB-A
2019*	.313	42/37	147	42	46	14	2	9	30	9-11
2020*	.189	12/12	37	3	7	3	0	0	2	0-0
2021*	.301	48/43	146	31	44	8	1	5	25	10-10
2022*	.323	53/51	198	44	64	17	1	15	45	14-20
2023	.246	38-34	130	26	32	9	1	8	29	6-6
TOTAL	.292	193-177	658	146	192	51	5	37	131	39-47

SEASON HIGHS

AB: 6, three times
 R: 3, two times
 H: 4, vs. GT (3/14)
 2B: 1, nine times
 HR: 2, vs. USC (2/26)
 RBI: 7, vs. USC (2/26)

CAREER HIGHS

6, eight times
 4, two times
 4, three times
 2, five times
 3, at Northern Illinois (4/19/22)
 7, vs. USC (2/26/22)

24 • NATE LARUE C

6-3 • 223 • SR • Mobile, AL • McGill-Toolen

- Hitting .259 with 5 HR and 10 RBI in 17 G since Apr. 22
- Leads the SEC in pickoffs (6) and is T-3rd in runners caught stealing (8)

CAREER STATISTICS

YEAR	AVG	GP-GS	AB	R	H	2B	3B	HR	RBI	SB-A
2020	.294	8-3	17	6	5	1	0	0	2	0-0
2021	.219	16-10	32	8	7	2	0	2	5	0-0
2022	.211	52-42	152	19	32	8	0	6	34	2-2
2023	.175	46-43	137	17	24	2	0	5	15	4-6
TOTAL	.201	122-98	338	50	68	13	0	13	56	6-8

SEASON HIGHS

AB: 5, four times
 R: 2, vs. Missouri (5/23)
 H: 2, four times
 2B: 1, two times
 HR: 1, five times
 RBI: 3, at Ole Miss (5/12)

CAREER HIGHS

5, eight times
 3, vs. Southeastern (6/3/22)
 3, at Texas A&M (3/27/22)
 2, vs. Arkansas (5/6/22)
 2, vs. Southeastern (6/3/22)
 5, at Texas A&M (3/27/22)

26 • COOPER McMURRAY IF

6-3 • 258 • R-SO • Tulsa, OK • Kansas

- Leads the team with 41 RBI and ranks 2nd with 12 HR since returning to the lineup on Mar. 23
- Ranked 4th in the league in SLG (.750) and OBP (.469), 5th in RBI (35), and T-8th in HR (11) in SEC play
- Missed 11 games due to an ankle injury from Mar. 5-21

CAREER STATISTICS

YEAR	AVG	GP-GS	AB	R	H	2B	3B	HR	RBI	SB-A
2022*	.248	42-33	113	16	28	6	0	9	19	0-0
2023	.275	41-39	131	37	36	6	0	14	47	1-1
TOTAL	.264	83-72	242	53	64	12	0	23	66	1-1

SEASON HIGHS

AB: 5, two times
 R: 3, two times
 H: 3, two times
 2B: 1, six times
 HR: 2, three times
 RBI: 5, two times

CAREER HIGHS

6, vs. Oklahoma (4/23/22)
 3, two times
 3, three times
 1, 12 times
 2, four times
 5, two times

11 • GAVIN MILLER IF

5-11 • 192 • FR • Oakdale, PA • West Allegheny

SEASON HIGHS

AB: 6, two times
 R: 4, vs. LSU (5/7)
 H: 5, at Georgia Tech (4/11/23)
 2B: 1, 10 times
 HR: 1, five times
 RBI: 3, two times

CAREER HIGHS

6, two times
 4, vs. LSU (5/7/23)
 5, at Georgia Tech (4/11/23)
 1, 27 times
 1, 23 times
 4, vs. Paradise Valley (2/26/19)

3 • CHRIS STANFIELD OF

6-1 • 189 • FR • Tallahassee, FL • Chiles

- Hit .308 with 4 R, 12B, 1 HR, 2 RBI at SEC Tournament
- Became the first AU player since 2016 to steal three bases in a game vs. Alabama (5/25)
- Scored the game-winning run in the bottom of the 8th inning of the series opener vs. Miss State (4/21)

CAREER STATISTICS

YEAR	AVG	GP-GS	AB	R	H	2B	3B	HR	RBI	SB-A
2023	.292	48-38	154	33	45	8	2	3	21	9-11

SEASON HIGHS

AB: 6, at Ole Miss (5/12)
 R: 3, two times
 H: 3, at Ole Miss (5/13)
 2B: 1, eight times
 HR: 1, three times
 RBI: 2, six times

CAREER HIGHS

6, at Ole Miss (5/12/23)
 3, two times
 3, at Ole Miss (5/13/23)
 1, eight times
 1, two times
 2, six times

8 • BRYSON WARE IF

6-2 • 211 • SR • Madison, MS • Pearl River

- Named 2nd Team All-SEC and All-Tournament Team
- Hit .333 with 3 HR and 6 RBI at SEC Tournament
- Homered in three straight games and five of the last six to set AU single-season HR record (24)
- Ranks top 10 in the SEC in hits (77), runs (64), HR (24), RBI (63), slugging (.750) and total bases (162)
- His 162 total bases are the most since 2010
- Named a semifinalist for the Dick Howser Trophy
- Tabbed the No. 8 RB in the country by D1 Baseball

CAREER STATISTICS

YEAR	AVG	GP-GS	AB	R	H	2B	3B	HR	RBI	SB-A
2020*	.321	16-/	53	14	17	3	3	5	17	4-5
2021	.254	43-37	138	36	35	6	1	6	26	4-5
2022	.234	49-23	94	23	22	8	2	1	21	4-4
2023	.356	56-56	216	64	77	11	1	24	63	6-8
AU	.299	148-116	448	123	134	25	4	31	110	14-17
TOTAL	.301	164-116	501	137	151	28	7	36	127	18-22

SEASON HIGHS

AB: 7, vs. GT (3/14)
 R: 3, five times
 H: 3, seven times
 2B: 2, two times
 HR: 2, two times
 RBI: 3, 11 times

CAREER HIGHS

7, vs. GT (3/14/23)
 6, vs. AAMU (2/24/21)
 3, 13 times
 2, three times
 2, two times
 6, two times

10 • BRODY WORTHAM IF

6-1 • 187 • GR • Wedowee, AL • West Georgia

- Made 1st start since 3/21 and went 2-for-4 with 1 RBI vs. Alabama (5/25)

CAREER STATISTICS

YEAR	AVG	GP-GS	AB	R	H	2B	3B	HR	RBI	SB-A
2019*	.317	30-20	82	19	26	5	0	1	14	2-3
2020*	.324	20-20	71	16	23	7	0	1	10	4-4
2021*	.411	41-41	163	37	67	13	1	4	26	10-12
2022*	.372	45-44	183	47	68	9	2	9	32	9-10
2023	.231	16-3	26	6	6	0	0	0	5	0-0
TOTAL	.362	152-128	525	125	190	34	3	15	87	25-29

SEASON HIGHS

AB: 4, vs. South Alabama (3/21)
 R: 2, vs. South Alabama (3/21)
 H: 2, vs. Alabama (5/25)
 2B: --
 HR: --
 RBI: 2, vs. LSU (5/6)

CAREER HIGHS

6, four times
 3, six times
 5, at Mississippi College (4/2/21)
 2, three times
 2, vs. North Georgia (3/30/22)
 5, vs. West Alabama (3/26/22)

4 • CARTER WRIGHT C

6-0 • 195 • JR • Blairsville, GA • Iowa Western

CAREER STATISTICS

YEAR	AVG	GP-GS	AB	R	H	2B	3B	HR	RBI	SB-A
2021*	.353	43-/	119	34	42	8	0	0	27	0-0
2022*	.371	39-/	124	29	46	9	1	1	43	4-4
2023	.200	19-7	30	3	6	0	0	0	7	0-0
TOTAL	.344	99-7	273	66	94	17	1	1	77	4-4

SEASON HIGHS

AB: 4, three times
 R: 1, three times
 H: 2, vs. South Alabama (3/21)
 2B: --
 HR: --
 RBI: 2, two times

CAREER HIGHS

5, seven times
 3, six times
 3, five times
 2, two times
 1, at Southwestern (4/6/22)
 5, at Southwestern (4/6/22)

PITCHER PROFILES

46 • CHASE ALLSUP RHP

6-1 • 238 • SO • Dothan, AL • Dothan

- Turned in a career-best outing of 7.0 scoreless innings with 7 strikeouts in the opener vs. Missouri (5/18)
- Retired 20 of the last 23 batters he faced in the outing
- Did not allow a runner to advance passed 2B
- Has a 3.00 ERA in five appearances (four starts) and 21.0 IP the last five weeks

CAREER STATISTICS

YEAR	ERA	W-L	G/S	IP	H	R	ER	BB	K	BAA
2022	3.38	1-0	23/0	29.1	24	15	11	17	36	.226
2023	5.89	1-2	19/7	44.1	50	32	29	32	42	.284
TOTAL	4.89	2-2	42/7	73.2	74	47	40	49	78	.262

SEASON HIGHS

IP: 7.0, vs. Missouri (5/19)
 H: 5, two times
 R: 6, at Georgia Tech (4/11)
 ER: 6, at Georgia Tech (4/11)
 K: 7, vs. Missouri (5/19)
 BB: 4, two times
 PC: 101, vs. Missouri (5/19)

CAREER HIGHS

7.0, vs. Missouri (5/19/23)
 5, two times
 6, at Georgia Tech (4/11/23)
 6, at Georgia Tech (4/11/23)
 7, vs. Missouri (5/19/23)
 4, two times
 101, vs. Missouri (5/19/23)

41 • JOHN ARMSTRONG RHP

5-11 • 225 • SO • Marietta, GA • Harrison

- Tied for the team with 22 appearances
- Has logged 3.1 IP in three appearances since Apr. 22
- Leads the team with three wins, all coming by Apr. 7

CAREER STATISTICS

YEAR	ERA	W-L	G/S	IP	H	R	ER	BB	K	BAA
2022	4.26	1-0	19/0	19.0	20	13	9	11	21	.294
2023	5.40	6-2	22/1	36.2	38	27	22	20	34	.266
TOTAL	5.01	7-2	41/1	55.2	58	40	31	31	55	.275

SEASON HIGHS

IP: 3.1, two times
 H: 7, at Florida (4/1)
 R: 7, at Florida (4/1)
 ER: 4, at Florida (4/1)
 K: 5, vs. Texas A&M (4/7)
 BB: 4, vs. Vanderbilt (5/24)
 PC: 65, vs. Texas A&M (4/7)

CAREER HIGHS

3.1, two times
 7, at Florida (4/1/23)
 7, at Florida (4/1/23)
 4, two times
 5, vs. Texas A&M (4/7/23)
 4, vs. Vanderbilt (5/24/23)
 65, vs. Texas A&M (4/7/23)

25 • TANNER BAUMAN LHP

6-4 • 208 • JR • Jacksonville, FL • St. John's River

- Led the team with 14 appearances in SEC play
- Earned his first save with 2.0 scoreless IP in the series opener vs. Missouri, retiring six of seven batters faced
- Turned around the next day and ate up 3.2 innings to allow for Auburn's comeback in the finale

CAREER STATISTICS

YEAR	ERA	W-L	G/S	IP	H	R	ER	BB	K	BAA
2021*	4.70	2-3	19/4	44.0	47	28	23	18	40	.267
2022*	5.91	3-10	16/14	77.2	96	69	51	34	100	.292
2023	5.72	4-1	21/3	50.1	50	33	32	27	40	.256
TOTAL	5.55	9-14	56/21	172.0	193	130	106	79	180	--

SEASON HIGHS

IP: 4.1, vs. Texas A&M (4/6)
 H: 7, vs. Southeastern (3/10)
 R: 6, vs. Texas A&M (4/6)
 ER: 6, vs. Texas A&M (4/6)
 K: 5, vs. Lipscomb (3/3)
 BB: 3, three times
 PC: 82, vs. Texas A&M (4/6)

CAREER HIGHS

7.0, vs. Fla State Jacksonville (4/5/21)
 11, at Central Florida (3/25/22)
 8, two times
 6, four times
 11, vs. Seminole State (3/7/22)
 4, three times
 82, vs. Texas A&M (4/6/23)

33 • WILL CANNON RHP

6-1 • 187 • SO • Phenix City, AL • NW Florida State

- Ranked 2nd on the team with 13 appearances in SEC play
- Turned in 2.2 scoreless IP in two outings vs. Missouri
- Hasn't allowed a run in his last 3 apps and 5.2 IP
- Posted a 3.38 ERA in 7 apps since Apr. 28
- Ranks T-4th in the league with five saves and 15-3rd with 15 games finished

CAREER STATISTICS

YEAR	ERA	W-L	G/S	IP	H	R	ER	BB	K	BAA
2022*	3.10	3-2	14/1	29.0	23	10	10	19	30	.213
2023	4.27	3-1	22/3	46.1	49	24	22	26	41	.282
TOTAL	3.82	6-3	36/4	75.1	72	34	32	45	71	--

SEASON HIGHS

IP: 4.2, at Arkansas (3/19)
 H: 8, vs. Miss State (4/23)
 R: 5, vs. Miss State (4/23)
 ER: 5, vs. Miss State (4/23)
 K: 4, three times
 BB: 3, three times
 PC: 77, at Florida (3/31)

CAREER HIGHS

4.2, two times
 8, vs. Miss State (4/23/23)
 5, vs. Miss State (4/23/23)
 5, vs. Miss State (4/23/23)
 5, vs. Chipola (4/9/22)
 5, vs. Chipola (4/9/22)
 77, at Florida (3/31/23)

23 • P. CARLSON RHP

6-1 • 184 • SO • Mobile, Ala. • Faith Academy

- Is 5th on the team with 15 relief appearances but hasn't pitched since 4/30
- Earned his first career save vs. Texas A&M (4/7)

CAREER STATISTICS

YEAR	ERA	W-L	G/S	IP	H	R	ER	BB	K	BAA
2022	8.59	1-1	5/0	7.1	8	7	7	3	10	.267
2023	4.50	1-1	15/0	16.0	17	10	8	16	20	.266
TOTAL	5.79	2-2	20/0	23.1	25	17	15	19	30	.266

SEASON HIGHS

IP: 3.1, vs. Troy (4/25)
 H: 3, two times
 R: 3, vs. FAMU (3/1)
 ER: 2, two times
 K: 3, three times
 BB: 3, vs. Troy (4/25)
 PC: 59, vs. Troy (4/25)

CAREER HIGHS

3.1, vs. Troy (4/25/23)
 3, three times
 3, two times
 3, vs. MTSU (3/13/22)
 4, vs. Rhode Island (3/6/22)
 3, vs. Troy (4/25/23)
 59, vs. Troy (4/25/23)

54 • K. COPELAND LHP

6-2 • 185 • SR • Mobile, AL • Pensacola State

- Pitched an AU career best 5.1 IP in the clincher vs. MIZ
- Retired 16 of 17 batters after allowing first two to reach
- After not traveling to Alabama, earned a win in two straight series clinchers vs. MSU (4/23) and SC (4/29)
- Went 2-0 with a 2.16 ERA and 6 K to 0 BB in 8.1 IP during the span

CAREER STATISTICS

YEAR	ERA	W-L	G/S	IP	H	R	ER	BB	K	BAA
2020*	5.28	0-2	3/1	15.1	19	12	9	7	8	.297
2021*	1.74	7-1	12/8	57.0	43	14	11	16	81	.201
2022	4.20	3-0	9/2	15.0	20	11	7	8	19	.328
2023	7.49	4-2	16/6	39.2	56	35	33	12	39	.337
AU	6.59	7-2	25/8	54.2	76	46	40	20	58	.335
TOTAL	4.25	14-5	41/19	127.0	138	72	60	43	147	--

SEASON HIGHS

IP: 5.1, vs. Missouri (5/19)
 H: 8, vs. Alabama (5/25)
 R: 5, vs. GT (3/14)
 ER: 5, vs. GT (3/14)
 K: 6, two times
 BB: 3, at UAB (4/4)
 PC: 91, vs. Missouri (5/19)

CAREER HIGHS

7.0, two times
 11, at Chipola (3/20/21)
 5, vs. GT (3/14/23)
 5, vs. GT (3/14/23)
 12, at NW FL State (4/30/21)
 3, at UAB (4/4/23)
 91, vs. Missouri (5/19/23)

77 • Z. CROTCHFELT LHP

6-2 • 210 • FR • Jackson, N.J. • Jackson Memorial

-

17 • TREVOR HORNE RHP

6-3 • 203 • R-FR • Phenix City, AL • Glenwood

CAREER STATISTICS

YEAR	ERA	W-L	G/S	IP	H	R	ER	BB	K	BAA
2023	9.64	0-1	9/0	9.1	11	10	10	6	9	.282

SEASON HIGHS

IP: 1.2, three times
 H: 3, two times
 R: 4, vs. Texas A&M (4/7)
 ER: 4, vs. Texas A&M (4/7)
 K: 3, vs. FAMU (3/1)
 BB: 3, vs. Texas A&M (4/7)
 PC: 40, vs. Texas A&M (4/7)

CAREER HIGHS

1.2, three times
 3, two times
 4, vs. Texas A&M (4/7/23)
 4, vs. Texas A&M (4/7/23)
 3, vs. FAMU (3/1/23)
 3, vs. Texas A&M (4/7/23)
 40, vs. Texas A&M (4/7/23)

43 • CHASE ISBELL RHP

6-2 • 210 • SR • Springville, AL • Samford

- Tied for the most appearances on the team (22)
- Pitched 3.0 scoreless IP and earned the win in the SEC tournament opener vs. Mizzou (5/23)
- Earned a save in back-to-back appearances vs. USA (3/21) and UGA (3/24)
- Pitched an immaculate inning vs. UNA (2/21)

CAREER STATISTICS

YEAR	ERA	W-L	G/S	IP	H	R	ER	BB	K	BAA
2020*	3.38	1-0	5/0	5.1	3	4	2	7	6	.167
2021*	2.32	4-2	26/0	31.0	19	9	8	13	44	.173
2022	4.82	1-1	14/0	18.2	17	10	10	14	23	.243
2023	6.37	3-1	22/1	29.2	33	21	21	17	38	.280
AU	5.77	4-2	36/1	48.1	50	31	31	31	61	.266
TOTAL	4.36	9-4	67/1	84.2	72	44	41	51	111	--

SEASON HIGHS

IP: 3.1 vs. Lipscomb (3/4)
 H: 4, vs. Lipscomb (3/4)
 R: 4, vs. USC (2/26)
 ER: 4, vs. USC (2/26)
 K: 7, vs. Lipscomb (3/4)
 BB: 2, three times
 PC: 56, vs. Lipscomb (3/4)

CAREER HIGHS

3.1, vs. Lipscomb (3/4/23)
 5, vs. Vandy (4/9/22)
 5, at LSU (4/1/22)
 5, at LSU (4/1/22)
 7, vs. Lipscomb (3/4/23)
 3, at Samford (5/17/22)
 57, at ETSU (5/21/21)

47 • C. KESHOCK RHP

6-6 • 214 • FR • Spanish Fort, Ala. • Spanish Fort

- Logged a season-high 1.1 IP in the finale at SC (4/30)
- Retired the first four batters he faced in the outing, his first appearance since Mar. 25

CAREER STATISTICS

YEAR	ERA	W-L	G/S	IP	H	R	ER	BB	K	BAA
2023	36.00	0-0	5/0	3.0	10	12	12	2	3	.526

SEASON HIGHS

IP: 1.1, at S. Carolina (4/30)
 H: 4, vs. Georgia (3/25)
 R: 7, vs. Georgia (3/25)
 ER: 7, vs. Georgia (3/25)
 K: 1, three times
 BB: 1, two times
 PC: 19, at S. Carolina (4/30)

CAREER HIGHS

1.1, at S. Carolina (4/30/23)
 4, vs. Georgia (3/25/23)
 7, vs. Georgia (3/25/23)
 7, vs. Georgia (3/25/23)
 1, three times
 1, two times
 19, at S. Carolina (4/30/23)

22 • HAYDEN MURPHY RHP

6-3 • 185 • FR • Chula, GA • Tiftarea Academy

- Pitched a 1-2-3 9th inning in the opener vs. LSU (5/5)
- Made his first career start vs. Troy (4/25)
- Pitched a season-high 3.1 IP and earned his first career win in the midweek vs. Samford (4/18)

CAREER STATISTICS

YEAR	ERA	W-L	G/S	IP	H	R	ER	BB	K	BAA
2023	11.00	1-0	12/1	18.0	32	22	22	8	11	.386

SEASON HIGHS

IP: 3.1, vs. Samford (4/18)
 H: 7, vs. Texas A&M (4/7)
 R: 5, two times
 ER: 5, two times
 K: 2, four times
 BB: 2, two times
 PC: 64, vs. Texas A&M (4/7)

CAREER HIGHS

3.1, vs. Samford (4/18/23)
 7, vs. Texas A&M (4/7/23)
 5, two times
 5, two times
 2, four times
 2, two times
 64, vs. Texas A&M (4/7/23)

12 • DREW NELSON LHP

5-11 • 198 • FR • Troy, AL • Pike Liberal Arts

- Pitched a scoreless inning at SEC Tournament vs. Vandy
- Earned his first SEC win in 2.0 scoreless IP in the series finale at Ole Miss (5/12)
- Pitched a 7.0 inning complete game vs. UNA (3/28)

CAREER STATISTICS

YEAR	ERA	W-L	G/S	IP	H	R	ER	BB	K	BAA
2023	6.34	3-3	18/5	32.2	26	24	23	20	32	.220

SEASON HIGHS

IP: 7.0, vs. North Alabama (3/28)
 H: 4, vs. USC (2/26)
 R: 4, two times
 ER: 4, two times
 K: 7, vs. North Alabama (3/28)
 BB: 3, four times
 PC: 93, vs. North Alabama (3/28)

CAREER HIGHS

7.0, vs. North Alabama (3/28/23)
 4, vs. USC (2/26/23)
 4, two times
 4, two times
 7, vs. North Alabama (3/28/23)
 3, four times
 93, vs. North Alabama (3/28/23)

44 • RYAN OLSON RHP

6-1 • 206 • FR • Auburn, AL • Auburn

- Made his SEC debut and recorded an out to end the 8th inning in the finale at SC (4/30)

CAREER STATISTICS

YEAR	ERA	W-L	G/S	IP	H	R	ER	BB	K	BAA
2023	18.00	0-0	4/0	2.0	6	4	4	2	3	.545

SEASON HIGHS

IP: 1.0, vs. FAMU (3/1)
 H: 3, vs. Southeastern (3/11)
 R: 3, vs. Southeastern (3/11)
 ER: 3, vs. Southeastern (3/11)
 K: 2, vs. FAMU (3/1)
 BB: 2, vs. Indiana (2/19)
 PC: 26, vs. FAMU (3/1)

CAREER HIGHS

1.0, vs. FAMU (3/1/23)
 3, vs. Southeastern (3/11/23)
 3, vs. Southeastern (3/11/23)
 3, vs. Southeastern (3/11/23)
 2, vs. FAMU (3/1/23)
 2, vs. Indiana (2/19/23)
 26, vs. FAMU (3/1/23)

21 • TOMMY VAIL LHP

5-11 • 190 • Gr. • Seattle, WA • TCU/Notre Dame

- Auburn is 11-2 in games he has started
- Logged 8.0 IP and held Ole Miss to 1 R on 2 H with 1 BB and 6 K in the series clinching win in Oxford
- Retired the last 14 batters he faced
- His 8.0 IP were the most by an Auburn pitcher this season and the most since 4/16/22
- Went 3-0 and led the SEC with a 1.47 ERA in 30.2 IP the last six weekends
- Ranks top 10 in the league in ERA (3.46), strikeouts (77), opposing avg (.181), and hits allowed (41)

CAREER STATISTICS

YEAR	ERA	W-L	G/S	IP	H	R	ER	BB	K	BAA
2018*	3.90	3-2	27/1	27.2	24	16	12	24	30	.231
2019*	3.27	3-2	25/2	44.0	24	19	16	26	61	.157
2020*	2.08	3-0	7/0	17.1	5	6	4	3	24	.086
2021*										DNP-INJURED
2022*	3.65	1-0	13/0	12.1	9	5	5	6	15	.205
2023	3.46	5-1	16/13	65.0	41	29	25	40	77	.181
TOTAL	3.35	14-5	88/16	166.1	103	75	62	99	207	--

SEASON HIGHS

IP: 8.0, at Ole Miss (5/12)
 H: 7, vs. Georgia (3/23)
 R: 5, two times
 ER: 5, vs. Texas A&M (4/7)
 K: 10, vs. Miss State (4/21)
 BB: 6, at S. Carolina (4/28)
 PC: 107, at Ole Miss (5/12)

CAREER HIGHS

8.0, at Ole Miss (5/12/23)
 7, vs. Georgia (3/23/23)
 5, two times
 5, vs. Texas A&M (4/7/23)
 10, vs. Miss State (4/21/23)
 6, at S. Carolina (4/28/23)
 107, at Ole Miss (5/12/23)

AUBURN IN THE NATIONAL AND SEC RANKINGS

(as of May 31)

TEAM	TOTAL	NCAA	SEC
Fielding percentage	.978	35	8
5 KASON HOWELL Doubles	TOTAL 23	NCAA 15	SEC 2
18 IKE IRISH Doubles	TOTAL 24	NCAA 8	SEC 1
21 TOMMY VAIL Hits/9.0 IP	TOTAL 5.68	NCAA 9	SEC 3
8 BRYSON WARE Home runs	TOTAL 24	NCAA 8	SEC 3
Total bases	162	21	4
Slugging percentage	.750	22	5

PITCHING CAREERS

CHASE ALLSOP'S AUBURN APPEARANCES

2022 - FRESHMAN YEAR

Date	Opp (Res.)	DEC	QS	IP	H	R	ER	BB	SO	HR	ERA	NP
2/20	vs. Kansas State (W, 12-1)	-	-	1.0	0	0	0	0	3	0	0.00	14
2/25	YALE (W, 9-0)	-	-	1.0	0	0	0	2	2	0	0.00	25
3/2	UAB (W, 16-1)	-	-	1.0	0	0	0	1	2	0	0.00	20
3/9	vs. Tennessee Tech (W, 4-3)	-	-	2.0	2	0	0	1	3	0	0.00	39
3/13	MIDDLE TENNESSEE-G1 (W, 10-7)	-	-	1.1	3	1	0	1	3	0	0.00	35
3/18	#1 OLE MISS (W, 19-5)	-	-	1.1	2	4	2	2	2	1	2.35	49
3/26	at Texas A&M (L, 4-5 [11])	-	-	0.1	0	0	0	0	0	0	2.25	1
3/27	at Texas A&M (W, 13-9)	W	-	1.0	0	1	0	1	0	0	2.00	19
4/5	at UAB (W, 6-4)	S	-	2.1	2	1	1	0	2	1	2.38	34
4/12	SAMFORD (W, 4-1)	-	-	2.0	1	0	0	0	5	0	2.03	33
4/19	ALABAMA STATE (W, 6-5 [10])	-	-	0.2	0	0	0	2	0	0	1.93	15
4/22	SOUTH CAROLINA (W, 6-3)	-	-	0.2	0	0	0	0	0	0	1.84	5
4/26	at Jax State (W, 8-4)	-	-	2.2	2	1	1	0	3	1	2.08	31
4/30	at #1 Tennessee (W, 8-6)	-	-	1.1	2	1	1	1	1	0	2.41	41
5/6	#3 ARKANSAS (L, 8-11)	-	-	1.2	1	0	0	1	0	0	2.21	21
5/8	#3 ARKANSAS (L, 4-7)	-	-	0.2	1	1	1	2	0	0	2.57	22
5/14	ALABAMA (W, 6-4)	S	-	2.0	1	0	0	0	2	0	2.35	21
5/17	at Samford (W, 8-4)	-	-	1.0	1	0	0	1	2	0	2.25	21
5/20	at Kentucky (W, 6-3)	-	-	1.0	1	1	1	0	1	1	2.52	14
5/21	at Kentucky (L, 3-6)	-	-	2.0	2	1	1	0	2	0	2.67	28
5/25	vs. Kentucky (L, 1-3)	-	-	1.0	0	0	0	0	3	0	2.57	20
6/12	at #3 Oregon State (L, 3-4)	-	-	0.2	1	1	1	1	0	0	2.83	11
6/21	vs. Arkansas (L, 1-11)	-	-	0.2	2	2	2	1	1	0	3.38	21

2023 - SOPHOMORE YEAR

Date	Opp (Res.)	DEC	QS	IP	H	R	ER	BB	SO	HR	ERA	NP
2/17	*INDIANA (W, 8-4)	-	-	2.0	3	2	2	2	4	1	9.00	48
2/24	*USC (W, 5-3)	-	-	3.2	5	1	1	2	2	0	4.76	72
3/3	LIPSCOMB (W, 7-3)	S	-	3.0	1	1	1	2	5	1	4.15	55
3/7	UAB (W, 4-1)	S	-	3.1	3	1	1	1	3	0	3.75	46
3/11	SOUTHEASTERN (L, 3-8)	-	-	1.0	4	2	2	0	2	0	4.85	23
3/14	GEORGIA TECH (W, 12-11 [12])	-	-	0.2	4	3	3	0	0	0	6.59	20
3/19	at #3 Arkansas (L, 0-5)	-	-	0.1	4	2	2	0	1	0	7.71	19
3/24	GEORGIA (W, 6-3)	-	-	2.2	1	1	0	1	3	0	6.48	50
4/2	at #2 Florida (L, 8-17)	-	-	0.0	1	1	1	3	0	0	7.02	25
4/4	at UAB (L, 5-6)	-	-	1.0	1	0	0	0	1	0	6.62	13
4/7	TEXAS A&M (W, 10-9)	-	-	0.1	0	0	0	2	0	0	6.50	11
4/11	*at Georgia Tech (L, 8-12 [10])	-	-	3.0	5	6	6	4	3	2	8.14	74
4/16	at Alabama (L, 1-6)	-	-	0.1	1	0	0	1	0	0	8.02	12
4/22	MISS STATE (L, 10-11)	-	-	2.0	3	3	3	2	4	1	8.49	49
4/30	at #2 South Carolina (L, 7-8)	-	-	2.2	1	1	0	3	3	0	7.62	64
5/5	*#1 LSU (L, 0-3)	L	-	4.0	3	2	2	2	1	1	7.20	72
5/12	*at Ole Miss (W, 16-4 [8])	-	-	2.1	4	3	2	1	1	0	7.24	52
5/19	*MISSOURI (W, 4-0)	W	X	7.0	3	0	0	2	7	0	5.95	101
5/24	*vs. Vanderbilt (L, 4-6)	L	-	5.0	3	3	3	4	2	0	5.89	81

JOHN ARMSTRONG'S AUBURN APPEARANCES

2022 - FRESHMAN YEAR

Date	Opp (Res.)	DEC	QS	IP	H	R	ER	BB	SO	HR	ERA	NP
2/18	vs. Oklahoma (L, 0-3)	-	-	1.0	0	0	0	0	1	0	0.00	8
2/19	vs. #12 Texas Tech (W, 2-1)	-	-	0.2	0	0	0	1	0	0	0.00	13
2/25	YALE (W, 9-0)	-	-	0.2	0	0	0	0	2	0	0.00	9
2/26	YALE-G2 (L, 4-5 [10])	-	-	0.2	1	0	0	0	1	0	0.00	12
3/1	ALABAMA STATE (W, 13-7)	-	-	0.2	1	0	0	0	2	0	0.00	16
3/9	vs. Tennessee Tech (W, 4-3)	-	-	0.1	1	0	0	0	1	0	0.00	5
3/11	MIDDLE TENNESSEE (L, 8-10)	-	-	0.1	0	3	0	2	1	0	0.00	18
3/17	#1 OLE MISS (L, 6-13)	-	-	0.0	2	3	2	2	0	0	4.15	19
3/22	vs. South Alabama (W, 13-12)	-	-	0.1	0	0	0	0	0	0	3.86	4
3/29	JAX STATE (L, 2-5)	-	-	1.1	1	0	0	1	0	0	3.00	26
5/8	#3 ARKANSAS (L, 4-7)	-	-	2.2	0	0	0	1	4	0	2.08	40
5/13	ALABAMA (W, 3-2)	W	-	2.2	1	0	0	0	3	0	1.59	29
5/17	at Samford (W, 8-4)	-	-	2.1	1	0	0	0	3	0	1.32	29
5/20	at Kentucky (L, 1-5)	-	-	0.2	1	0	0	2	0	0	1.26	10
5/21	at Kentucky (L, 3-6)	-	-	0.0	3	2	2	1	0	0	2.51	11
6/4	FLORIDA STATE (W, 21-7)	-	-	2.0	3	1	1	1	0	0	2.76	24
6/11	at #3 Oregon State (W, 7-5)	-	-	1.0	0	0	0	1	0	0	2.60	15
6/12	at #3 Oregon State (L, 3-4)	-	-	0.2	2	0	0	0	0	0	2.50	9
6/21	vs. Arkansas (L, 1-11)	-	-	1.0	4	4	4	1	1	1	4.26	24

2023 - SOPHOMORE YEAR

Date	Opp (Res.)	DEC	QS	IP	H	R	ER	BB	SO	HR	ERA	NP
2/17	INDIANA (W, 8-4)	-	-	3.1	0	0	0	1	3	0	0.00	48
2/21	vs. North Alabama (W, 13-1)	-	-	1.1	1	0	0	0	2	0	0.00	18
2/24	USC (W, 5-3)	W	-	0.1	0	0	0	0	0	0	0.00	2
2/25	USC (W, 12-6)	W	-	1.2	1	3	3	1	1	0	4.05	34
3/3	LIPSCOMB (W, 7-3)	W	-	2.1	2	1	1	0	4	1	4.00	44
3/5	LIPSCOMB (W, 4-3)	W	-	3.0	0	0	0	0	2	0	3.00	43
3/10	SOUTHEASTERN (W, 7-1)	S	-	3.1	0	0	0	1	1	0	2.35	46
3/14	GEORGIA TECH (W, 12-11 [12])	-	-	1.0	3	1	1	0	2	0	2.76	18
3/17	at #3 Arkansas (L, 2-7)	-	-	2.0	5	3	2	1	2	0	3.44	51

3/21	vs. South Alabama (W, 6-5)	-	-	2.0	2	3	3	1	1	2	4.43	33
3/24	GEORGIA (W, 6-3)	W	-	2.2	5	0	0	1	0	0	4.97	39
4/1	*at #2 Florida (L, 5-12)	L	-	2.1	7	7	4	0	1	1	4.97	50
4/4	at UAB (L, 5-6)	-	-	0.0	1	0	0	0	0	0	4.97	2
4/7	TEXAS A&M (W, 10-9)	W	-	2.1	3	2	2	3	5	0	5.20	65
4/11	at Georgia Tech (L, 8-12 [10])	-	-	1.0	1	1	1	1	3	0	5.34	24
4/15	at Alabama (L, 2-4)	-	-	2.0	1	0	0	1	0	0	4.99	40
4/18	SAMFORD (W, 13-3 [8])	S	-	0.2	1	0	0	0	2	0	4.88	11
4/21	MISS STATE (W, 2-1)	-	-	1.2	1	1	1	1	3	0	4.91	26
4/22	MISS STATE (L, 10-11)	L	-	0.1	1	2	2	0	0	1	5.40	7
5/6	#1 LSU (W, 8-6)	-	-	1.0	1	0	0	1	0	0	5.24	29
5/20	MISSOURI (W, 9-7)	-	-	0.1	1	0	0	1	0	0	5.19	10
5/24	vs. Vanderbilt (L, 4-6)	-	-	2.0	1	3	2	4	2	0	5.40	35

TANNER BAUMAN'S AUBURN APPEARANCES

2023 - JUNIOR YEAR

Date	Opp (Res.)	DEC	QS	IP	H	R	ER	BB	SO	HR	ERA	NP
2/17	INDIANA (W, 8-4)	W	-	2.2	1	2	1	1	3	0	3.38	52
2/24	USC (W, 5-3)	-	-	3.2	1	2	2	3	3	0	4.26	52
3/3	*LIPSCOMB (W, 7-3)	-	-	3.2	4	1	1	1	5	1	3.60	73
3/10	*SOUTHEASTERN (W, 7-1)	-	-	4.0	7	1	1	1	3	0	3.21	75
3/14	GEORGIA TECH (W, 12-11 [12])	-	-	2.0	3	0	0	0	2	0	2.81	33
3/18	at #3 Arkansas (L, 3-9)	-	-	2.0	4	3	3	2	1	0	4.00	47
3/24	*GEORGIA (W, 6-3)	-	-	2.2	4	2	2	2	2	1	4.35	56
3/31	at #2 Florida (W, 10-1)	W	-	4.0	1	0	0	2	4	0	3.65	68
4/6	TEXAS A&M (L, 5-9)	L	-	4.1	4	6	6	3	4	2	4.97	82
4/11	at Georgia Tech (L, 8-12 [10])	-	-	0.0	0	0	0	1	0	0	4.97	5
4/14	at Alabama (W, 8-4)	-	-	1.2	2	4	4	3	2	0	5.87	56
4/16	at Alabama (L, 1-6)	-	-	1.2	2	2	2	0	1	0	6.12	29
4/21	MISS STATE (W, 2-1)	W	-	1.1	0	0	0	2	1	0	5.88	23
4/22	MISS STATE (L, 10-11)	-	-	0.1	0	2	2	2	0	0	6.35	12
4/28	at #2 South Carolina (W, 8-3)	-	-	3.0	4	1	1	1	2	0	6.08	49
4/30	at #2 South Carolina (L, 7-8)	-	-	0.1	1	1	1	0	0	1	6.27	14
5/5	vs. #1 LSU (L, 0-3)	-	-	2.1	2	1	1	2	1	0	6.13	41
5/12	at Ole Miss (W, 16-4 [8])	W	-	3.1	3	0	0	0	2	0	5.65	65
5/19	MISSOURI (W, 4-0)	-	-	2.0	0	0	0	0	0	0	5.40	26
5/20	MISSOURI (W, 9-7)	-	-	3.2	3	2	2	0	3	1	5.36	54
5/25	vs. Alabama (L, 4-7)	-	-	1.2	4	3	3	1	1	0	5.72	33

WILL CANNON'S AUBURN APPEARANCES

2023 - SOPHOMORE YEAR

Date	Opp (Res.)	DEC	QS	IP	H	R	ER	BB	SO	HR	ERA	NP
2/17	INDIANA (W, 8-4)	-	-	1.0	1	0	0	0	2	0	0.00	23
2/24	USC (W, 5-3)	S	-	1.1	2	0	0	1	1	0	0.00	26
2/25	USC (W, 12-6)	S	-	1.2	2	0	0	1	1	0	0.00	24
3/4	LIPSCOMB (W, 12-11)	W	-	2.0	2	1	1	2	2	0	1.50	36
3/8	at Jacksonville State (W,											

A 2023 AUBURN BASEBALL GAME NOTES

4/7	TEXAS A&M (W, 10-9)	S	-	0.2	1	0	0	1	0	0	4.00	17
4/15	at Alabama (L, 2-4)	-	-	1.2	0	0	0	2	0	0	3.38	22
4/18	SAMFORD (W, 13-3 [8])	-	-	1.1	1	0	0	1	2	0	3.00	24
4/23	TROY (L, 7-8)	L	-	3.1	1	2	2	3	3	0	3.52	59
4/30	at #2 South Carolina (L, 7-8)	-	-	0.2	2	2	2	2	1	0	4.50	35

KONNER COPELAND'S AUBURN APPEARANCES

Date	Opp (Res.)	DEC	QS	IP	H	R	ER	BB	SO	HR	ERA	NP
3/1	*ALABAMA STATE (W, 13-7)	-	-	2.1	5	1	0	2	1	0	0.00	52
4/1	at #12 LSU (L, 2-9)	-	-	0.1	0	0	0	0	0	0	0.00	1
4/15	at Mississippi State (L, 5-9)	-	-	0.1	0	0	0	0	1	0	0.00	3
4/20	*KENNESAW STATE (W, 14-1)	W	-	4.0	2	0	0	1	8	0	0.00	68
4/26	at Jax State (W, 8-4)	W	-	1.1	3	2	2	1	1	0	2.16	25
4/30	at #1 Tennessee (W, 8-6)	W	-	2.0	3	1	0	2	1	0	2.61	41
5/6	#3 ARKANSAS (L, 8-11)	-	-	1.1	2	4	4	2	1	2	5.40	32
5/10	at Troy (W, 11-4)	-	-	0.2	1	0	0	0	1	0	5.11	12
6/3	SOUTHEASTERN (W, 19-7)	-	-	2.2	4	3	0	2	4	0	4.20	56

2023 - SENIOR YEAR

Date	Opp (Res.)	DEC	QS	IP	H	R	ER	BB	SO	HR	ERA	NP
2/21	*vs. North Alabama (W, 13-1)	W	-	3.2	3	1	1	0	6	0	2.45	66
2/26	USC (T, 12-12)	-	-	2.0	3	0	0	0	1	0	1.59	39
3/4	LIPSCOMB (W, 12-11)	-	-	0.2	4	4	4	0	0	1	7.11	20
3/8	*at Jacksonville State (W, 6-3)	-	-	5.0	2	0	0	1	6	0	3.97	65
3/14	GEORGIA TECH (W, 12-11 [12])	-	-	1.1	6	5	5	1	1	0	7.11	43
3/19	*at #3 Arkansas (L, 0-5)	L	-	2.2	3	3	3	1	2	1	7.63	48
3/25	GEORGIA (L, 7-24 [8])	-	-	1.0	3	3	3	1	1	0	8.82	24
4/2	at #2 Florida (L, 8-17)	-	-	0.2	4	2	0	1	0	0	9.53	20
4/4	*at UAB (L, 5-6)	-	-	0.2	2	4	4	3	1	0	11.21	39
4/11	at Georgia Tech (L, 8-12 [10])	-	-	2.0	4	1	1	2	1	0	10.53	29
4/23	MISS STATE (W, 12-11)	W	-	4.1	3	2	0	0	2	0	8.62	56
4/29	at #2 South Carolina (W, 9-5)	W	-	4.0	1	2	2	0	4	1	8.04	56
5/6	#1 LSU (W, 8-6)	-	-	0.2	3	2	2	1	2	0	8.48	24
5/12	at Ole Miss (W, 16-4 [8])	-	-	2.1	4	1	1	1	4	0	8.13	45
5/19	*MISSOURI (W, 7-2)	W	-	5.1	3	1	1	1	5	0	7.18	91
5/25	*vs. Alabama (L, 4-7)	L	-	3.1	8	4	4	0	2	1	7.49	65

ZACH CROTCHFELT'S AUBURN APPEARANCES

Date	Opp (Res.)	DEC	QS	IP	H	R	ER	BB	SO	HR	ERA	NP
2/19	INDIANA (L, 2-11)	-	-	3.2	3	2	2	1	4	0	4.91	56
2/26	USC (T, 12-12)	-	-	3.2	4	4	4	2	3	0	7.36	62
3/5	*LIPSCOMB (W, 4-3)	-	-	4.0	3	2	2	3	4	1	6.35	76
3/11	*SOUTHEASTERN (L, 3-8)	-	-	5.0	3	0	0	3	5	0	4.41	82
3/18	*at #3 Arkansas (L, 3-9)	L	-	4.0	5	6	3	1	5	1	4.87	80
3/25	*GEORGIA (L, 7-24 [8])	L	-	2.1	6	5	4	1	2	2	5.96	47
4/1	at #2 Florida (L, 5-12)	-	-	2.2	5	4	4	2	2	0	6.75	60
4/6	TEXAS A&M (L, 5-9)	-	-	1.0	1	1	1	1	1	0	6.84	15
4/7	TEXAS A&M (L, 6-12)	-	-	2.0	2	1	0	2	1	0	6.35	34
4/15	at Alabama (L, 2-4)	-	-	3.0	2	0	0	1	4	0	5.74	34
4/18	*SAMFORD (W, 13-3 [8])	-	-	1.0	0	0	0	2	3	0	5.57	29
4/23	*MISS STATE (W, 12-11)	-	-	1.2	2	4	3	4	1	0	6.09	52
5/6	#1 LSU (W, 8-6)	-	-	0.1	0	0	0	0	1	0	6.03	5
5/13	at Ole Miss (W, 13-5)	-	-	2.1	3	3	3	1	1	0	6.38	35
5/19	MISSOURI (W, 7-2)	-	-	2.0	1	0	0	1	4	0	6.05	35
5/23	vs. Missouri (W, 10-4)	S	-	2.1	1	0	0	0	4	0	5.71	37

JOSEPH GONZALEZ'S AUBURN APPEARANCES

Date	Opp (Res.)	DEC	QS	IP	H	R	ER	BB	SO	HR	ERA	NP
2/20	PRESBYTERIAN (W, 6-1)	-	-	1.0	2	0	0	0	1	0	0.00	12
2/24	ALABAMA A&M (W, 33-0)	-	-	1.0	0	0	0	0	2	0	0.00	11
2/26	vs. #25 Oklahoma (L, 3-4 [10])	-	-	1.1	4	1	1	0	0	0	2.70	25
3/9	*at UAB (W, 6-5)	-	-	5.0	1	1	0	0	7	0	2.16	60
3/14	LITTLE ROCK (L, 6-12)	-	-	0.2	2	1	1	0	0	0	3.00	12
3/16	at Lipscomb (W, 9-7)	-	-	1.1	1	0	0	0	1	0	2.61	17
3/19	at #4 Ole Miss (L, 0-1)	L	-	1.0	1	1	1	0	0	1	3.18	16
3/27	*KENTUCKY (L, 4-6)	L	-	4.0	8	5	5	2	4	0	5.28	71
4/3	*at #1 Arkansas (L, 5-6 [10])	-	-	5.0	2	2	2	5	1	0	4.87	86
4/11	*#4 MISSISSIPPI STATE (L, 10-19)	L	-	0.2	7	9	9	1	9	0	8.57	44
4/17	*at Alabama (L, 9-10)	-	-	1.1	4	3	3	0	0	0	9.27	29
4/21	JAX STATE (W, 8-7 [10])	-	-	3.1	3	0	0	0	3	0	8.06	55
4/25	#10 FLORIDA (W, 10-8 [7])	W	-	2.2	3	2	2	1	0	0	7.94	43
4/30	at #20 Georgia (W, 10-6 [14])	-	-	1.0	2	0	0	0	0	0	7.67	16
5/1	at #20 Georgia (W, 9-7)	-	-	2.2	3	2	2	0	3	1	7.59	29
5/7	LSU (L, 6-9)	-	-	3.1	3	1	1	0	4	0	7.13	51
5/12	at Samford (L, 1-6)	-	-	1.0	0	0	0	1	1	0	6.94	12
5/14	TEXAS A&M (W, 5-4)	-	-	1.0	0	0	0	0	0	0	6.75	9
5/16	TEXAS A&M (W, 8-5)	W	-	3.2	3	2	1	0	3	0	6.37	40
5/22	at Missouri (L, 6-7)	-	-	1.0	2	0	0	0	0	0	6.21	14
5/25	vs. #11 Ole Miss (L, 4-7)	-	-	0.1	0	0	0	0	0	0	6.17	3

2022 - SOPHOMORE YEAR

Date	Opp (Res.)	DEC	QS	IP	H	R	ER	BB	SO	HR	ERA	NP
2/19	*vs. #12 Texas Tech (W, 2-1)	W	-	5.0	3	0	0	3	5	0	0.00	81

2/26	*YALE (W, 4-3)	-	-	3.0	7	3	3	0	2	0	3.38	47
3/5	*RHODE ISLAND-G1 (W, 16-0)	W	X	6.2	5	0	0	1	8	0	1.84	89
3/13	*MIDDLE TENNESSEE-G1 (W, 10-7)	-	-	1.0	0	0	0	1	0	0	1.72	12
3/29	JAX STATE (L, 2-5)	-	-	1.2	0	0	0	0	0	0	1.56	13
4/2	*at #12 LSU (W, 6-4)	W	X	6.0	9	3	3	2	1	0	2.31	92
4/10	*#12 VANDERBILT (W, 8-2)	W	X	9.0	8	2	1	0	8	0	1.95	104
4/16	*at Mississippi State (W, 3-2)	W	X	8.0	7	2	2	0	6	2	2.01	110
4/24	*SOUTH CAROLINA (W, 2-0)	W	X	7.0	7	0	0	0	4	0	1.71	89
5/1	*at #1 Tennessee (L, 3-5)	L	-	7.1	7	5	5	1	2	2	2.30	91
5/7	*#3 ARKANSAS (L, 4-7)	L	-	2.2	9	5	5	0	0	1	2.98	53
5/21	*at Kentucky (L, 3-6)	-	-	5.0	3	0	0	2	3	0	2.74	79
6/4	*FLORIDA STATE (W, 21-7)	W	X	6.0	4	3	3	3	4	0	2.90	96
6/12	*at #3 Oregon State (L, 3-4)	L	-	5.1	7	3	2	0	5	2	2.95	77
6/18	*vs. Ole Miss (L, 1-5)	L	-	5.0	7	4	4	1	7	1	3.22	73

2023 - JUNIOR YEAR

Date	Opp (Res.)	DEC	QS	IP	H	R	ER	BB	SO	HR	ERA	NP
2/18	*INDIANA (W, 6-1)	W	-	5.0	2	0	0	0	1	0	0.00	41

CHRISTIAN HERBERHOLZ'S AUBURN APPEARANCES

Date	Opp (Res.)	DEC	QS	IP	H	R	ER	BB	SO	HR	ERA	NP
2/19	INDIANA (L, 2-11)	-	-	1.1	3	3	3	1	2	0	20.25	39
2/25	*USC (W, 12-6)	-	-	4.0	5	3	2	1	4	1	8.44	68
3/4	*LIPSCOMB (W, 12-11)	-	-	3.0	6	4	4	1	2	2	9.72	60
3/8	at Jacksonville State (W, 6-3)	-	-	0.1	1	1	0	0	1	0	9.35	13
3/11	*SOUTHEASTERN (L, 7-8)	L	-	3.0	6	3	3	1	3	0	9.26	65
3/18	at #3 Arkansas (L, 3-9)	-	-	2.0	0	0	0	0	3	0	7.90	25
3/23	GEORGIA (W, 7-6 [11])	-	-	3.0	2	1	1	0	0	0	7.02	25
3/25	GEORGIA L, 7-24 [8])	-	-	2.0	2	2	1	1	2	0	6.75	25
4/1	at #2 Florida (L, 5-12)	-	-	2.0	5	0	0	1	3	0	6.10	33
4/4	at UAB (L, 5-6)	L	-	2.1	4	2	2	2	1	0	6.26	32
4/7	TEXAS A&M (W, 10-9)	-	-	2.1	2	2	2	3	1	1	6.39	47
4/11	at Georgia Tech (L, 8-12 [10])	-	-	2.0	0	0	0	1	1	0	5.93	32
4/16	*at Alabama (L, 1-6)	L	-	4.0	3	2	2	3	4	0	5.74	55
4/22	*MISS STATE (L, 10-11)	-	-	5.0	3	0	0	1	4	0	4.95	78
4/29	at #2 South Carolina (W, 9-5)	-	-	4.0	3	1	1	4	6	0	4.69	92
5/7	*#1 LSU (W, 12-2 [8])	W	-	5.0	5	2	1	2	4	1	4.37	90
5/13	*at Ole Miss (W, 13-5)	-	-	2.0	1	0	0	0	0	0	4.18	20

TREVOR HORNE'S AUBURN APPEARANCES

Date	Opp (Res.)	DEC	QS	IP	H	R	ER	BB	SO	HR	ERA	NP
2/19	INDIANA (L, 2-11)	-	-	1.2	1	0	0	0	0	0	0.00	23
3/1	FLORIDA A&M (W, 18-8)	-	-	1.0	1	1	1	0	3	1	3.38	14
3/10	SOUTHEASTERN (W, 7-1)	-	-	0.2	0	0	0	1	1	0	2.70	18
3/11	SOUTHEASTERN (L, 7-8)	-	-	1.1	0	0	0	0	1	0	1.93	19
3/14	GEORGIA TECH (W, 12-11 [12])	-	-	1.2	3	1	1	0	1	0	2.84	27
3/25	GEORGIA (L, 7-24 [8])	-	-	0.1	1	3	3	2	1	0	6.75	18
4/4	at UAB (L, 5-6)	-	-	1								

4/2	at #2 Florida (L, 8-17)	-	-	0.2	1	1	1	0	2	0	7.56	12
4/16	at Alabama (L, 1-6)	-	-	1.1	2	1	1	1	0	0	7.50	22
4/22	MISS STATE (L, 10-11)	-	-	0.1	2	2	2	0	0	1	8.35	11
4/23	TROY (L, 7-8)	-	-	3.0	2	0	0	2	3	0	7.17	54
4/29	at #2 South Carolina (W, 9-5)	-	-	1.0	2	2	2	2	1	0	7.66	28
5/5	#1 LSU (L, 0-3)	-	-	1.2	0	0	0	1	3	0	7.12	26
5/13	at Ole Miss (W,13-5)	-	-	2.0	3	1	1	0	2	0	6.92	31
5/19	MISSOURI (W, 7-2)	-	-	0.2	2	1	1	1	1	1	7.09	16
5/23	vs. Missouri (W, 10-4)	W	-	3.0	3	0	0	2	2	0	6.37	52

CAMERON KESHOCK'S AUBURN APPEARANCES

2023 - FRESHMAN YEAR												
Date	Opp (Res.)	DEC	QS	IP	H	R	ER	BB	SO	HR	ERA	NP
3/1	FLORIDA A&M (W, 18-8)	-	-	0.0	2	4	4	1	0	0	99.00	10
3/11	SOUTHEASTERN (L, 7-8)	-	-	1.0	1	0	0	0	1	0	36.00	8
3/25	GEORGIA (L, 7-24 [8])	-	-	0.0	4	7	7	1	0	0	99.00	18
4/30	at #2 South Carolina (L, 7-8)	-	-	1.1	2	0	0	0	1	0	42.43	19
5/20	MISSOURI (W, 9-7)	-	-	0.2	1	1	1	0	1	0	36.00	13

HAYDEN MURPHY'S AUBURN APPEARANCES

2023 - FRESHMAN YEAR												
Date	Opp (Res.)	DEC	QS	IP	H	R	ER	BB	SO	HR	ERA	NP
2/19	INDIANA (L, 2-11)	-	-	0.2	1	0	0	0	0	0	0.00	9
2/26	USC (T, 12-12)	-	-	1.1	1	0	0	1	0	0	0.00	21
3/5	LIPSCOMB (W,4-3)	-	-	1.2	3	1	1	0	0	0	2.45	28
3/11	SOUTHEASTERN (L, 3-8)	-	-	0.2	1	0	0	0	0	0	2.08	12
3/21	vs. South Alabama (W, 6-5)	-	-	2.0	3	2	2	1	0	1	4.26	32
4/2	at #2 Florida (L, 8-17)	-	-	1.0	3	5	5	2	2	2	9.82	22
4/7	TEXAS A&M (L, 6-12)	-	-	3.0	7	4	4	1	1	0	10.45	64
4/16	at Alabama (L, 1-6)	-	-	0.2	1	1	1	1	2	0	10.64	18
4/18	SAMFORD (W, 13-3 [8])	W	-	3.1	6	3	3	0	2	0	10.05	41
4/23	*TROY (L, 7-8)	-	-	2.0	5	5	5	2	2	2	11.57	57
5/5	#1 LSU (L, 0-3)	-	-	1.0	0	0	0	0	2	0	10.90	11
5/13	at Ole Miss (W,13-5)	-	-	0.2	1	1	1	0	0	1	11.00	11

DREW NELSON'S AUBURN APPEARANCES

2023 - FRESHMAN YEAR												
Date	Opp (Res.)	DEC	QS	IP	H	R	ER	BB	SO	HR	ERA	NP
2/19	*INDIANA (L, 2-11)	L	-	0.2	2	4	4	3	0	1	54.00	32
2/26	USC (T, 12-12)	-	-	1.2	4	4	4	0	1	0	30.86	26
3/11	SOUTHEASTERN (L, 7-8)	-	-	2.2	2	2	1	1	3	0	16.20	43
3/17	at #3 Arkansas (L, 2-7)	-	-	1.2	0	0	0	1	5	0	12.15	30
3/21	*vs. South Alabama (W, 6-5)	W	-	4.0	1	0	0	1	2	0	7.59	65
3/28	*NORTH ALABAMA (W, 14-1 [7])	W	X	7.0	3	1	1	1	7	0	5.09	93
4/2	at #2 Florida (L, 8-17)	L	-	1.0	1	3	3	3	1	0	6.27	29
4/6	TEXAS A&M (L, 5-9)	-	-	0.2	1	0	0	0	1	0	6.05	9
4/7	TEXAS A&M (L, 6-12)	-	-	2.1	0	0	0	3	2	0	5.40	39
4/15	*at Alabama (L, 2-4)	L	-	1.0	2	3	3	3	1	0	6.35	38
4/18	SAMFORD (W, 13-3 [8])	-	-	1.2	1	0	0	0	1	0	5.92	23
4/22	MISS STATE (L, 10-11)	-	-	1.0	1	2	2	2	1	1	6.39	19
4/23	TROY (L, 7-8)	-	-	0.2	1	1	1	1	0	0	6.58	14
4/30	*at #2 South Carolina (L, 7-8)	-	-	0.0	1	1	1	0	0	0	6.92	3
5/7	#1 LSU (W, 12-2 [8])	S	-	3.0	1	0	0	0	3	0	6.21	40
5/13	at Ole Miss (W,13-5)	W	-	2.0	2	0	0	0	1	0	5.81	27
5/20	*MISSOURI (W, 9-7)	-	-	0.2	1	3	3	1	2	1	6.54	27
5/24	vs. Vanderbilt (L, 4-6)	-	-	1.0	2	0	0	0	1	0	6.34	19

RYAN OLSON'S AUBURN APPEARANCES

2023 - FRESHMAN YEAR												
Date	Opp (Res.)	DEC	QS	IP	H	R	ER	BB	SO	HR	ERA	NP
2/19	INDIANA (L, 2-11)	-	-	0.1	1	1	1	2	0	0	27.00	16
3/1	FLORIDA A&M (W, 18-8)	-	-	1.0	2	0	0	0	2	0	6.75	26
3/11	SOUTHEASTERN (L, 7-8)	-	-	0.1	3	3	3	0	1	0	21.60	10
4/30	*at #2 South Carolina (L, 7-8)	-	-	0.1	0	0	0	0	0	0	18.00	3

TOMMY SHEEHAN'S AUBURN APPEARANCES

2022 - FIFTH YEAR												
Date	Opp (Res.)	DEC	QS	IP	H	R	ER	BB	SO	HR	ERA	NP
2/18	*vs. Oklahoma (L, 0-3)	-	-	1.0	1	0	0	1	1	0	0.00	33
2/23	*TROY (W, 13-1)	-	-	3.0	1	1	1	3	1	0	2.25	43
3/6	RHODE ISLAND (W, 14-1)	S	-	3.0	0	0	0	1	5	0	1.29	47
3/13	MIDDLE TENNESSEE-G1 (W, 10-7) W	-	-	3.2	4	2	2	2	1	1	2.53	52
3/19	#1 OLE MISS (L, 2-15)	-	-	2.2	5	3	3	0	3	0	4.05	40
3/27	* at Texas A&M (W, 13-9)	-	-	1.0	3	5	5	4	0	0	6.91	38
4/9	#12 VANDERBILT (L, 4-19)	-	-	1.1	2	2	2	2	1	0	7.47	28
4/20	KENNESAW STATE (W, 14-1)	-	-	2.0	0	0	0	0	3	0	6.62	22
4/23	SOUTH CAROLINA (W, 8-6)	-	-	1.0	2	3	2	1	2	0	7.23	24
4/29	at #1 Tennessee (L, 4-170)	-	-	2.1	0	0	0	2	0	0	6.43	35
5/6	#3 ARKANSAS (L, 8-11)	-	-	1.0	1	0	0	0	0	0	6.14	19
5/8	#3 ARKANSAS (L, 4-7)	-	-	0.2	0	1	0	2	1	0	5.96	21
5/14	ALABAMA (W, 6-4)	-	-	4.0	1	0	0	1	4	0	5.06	65
5/20	at Kentucky (L, 1-5)	-	-	2.0	1	1	1	1	1	0	5.02	38
6/11	at #3 Oregon State (W, 7-5)	W	-	3.1	2	0	0	1	3	0	4.50	54
6/20	vs. #2 Stanford (W, 6-2)	-	-	1.2	2	0	0	1	3	0	4.28	33

2023 - SIXTH YEAR												
Date	Opp (Res.)	DEC	QS	IP	H	R	ER	BB	SO	HR	ERA	NP
2/18	INDIANA (W, 6-1)	-	-	0.1	0	0	0	2	1	0	0.00	20
4/4	at UAB (L, 5-6)	-	-	1.1	1	0	0	0	3	0	0.00	19
4/7	*TEXAS A&M (L, 6-12)	L	-	0.2	2	3	3	3	2	0	11.57	36
4/15	at Alabama (L, 2-4)	-	-	0.1	0	1	1	1	0	0	13.50	10

TOMMY VAIL'S AUBURN APPEARANCES

2022 - SIXTH YEAR												
Date	Opp (Res.)	DEC	QS	IP	H	R	ER	BB	SO	HR	ERA	NP
2/18	INDIANA (W, 6-1)	-	-	2.0	0	0	0	0	1	0	0.00	27
2/25	USC (W, 12-6)	-	-	1.2	1	0	0	2	2	0	0.00	32
3/1	*FLORIDA A&M (W, 18-8)	W	-	4.0	0	0	0	2	6	0	0.00	58
3/7	*UAB (W, 4-1)	W	-	5.2	0	0	0	2	8	0	0.00	87
3/14	*GEORGIA TECH (W, 12-11 [12])	-	-	1.0	1	1	1	0	1	0	0.63	10
3/17	*at #3 Arkansas (L, 2-7)	L	-	3.1	2	4	4	4	4	1	2.55	63
3/23	*GEORGIA (W, 7-6 [11])	-	-	5.0	7	4	4	2	7	0	3.57	85
4/2	*at #2 Florida (L, 8-17)	-	-	4.2	2	5	4	5	6	0	4.28	92
4/7	*TEXAS A&M (W, 10-9)	-	-	3.1	6	5	5	4	2	2	5.28	80
4/14	*at Alabama (W, 8-4)	W	X	6.2	2	0	0	4	4	0	4.34	97
4/21	*MISS STATE (W, 2-1)	-	-	5.0	3	0	0	3	10	0	3.83	88
4/28	*at #2 South Carolina (W, 8-3)	W	-	5.0	4	2	2	6	7	0	3.80	96
5/6	*#1 LSU (W, 8-6)	-	-	4.0	6	2	1	1	8	0	3.68	86
5/12	*at Ole Miss (W, 8-2)	W	X	8.0	2	1	1	1	6	0	3.34	107
5/20	MISSOURI (W, 4-0)	-	-	2.0	3	1	1	0	0	0	3.38	34
5/23	*vs. Missouri (W, 10-4)	-	-	3.2	2	4	2	4	5	0	3.46	83

SUPERLATIVES AND MISCELLANEOUS NOTES

STARTS BY POSITION

STARTING PITCHER

Tommy Vail	13	11-2
Christian Herberholz	8	5-3
Chase Allsup	7	4-3
Konner Copeland	6	3-3
Zach Crotchfelt	6	3-3
Drew Nelson	5	3-2
Tanner Bauman	3	3-0
Will Cannon	3	1-2
John Armstrong	1	0-1
Jospeh Gonzalez	1	1-0
Chase Isbell	1	0-0-1
Hayden Murphy	1	0-1
Tommy Sheehan	1	0-1

CATCHER

Nate LaRue	43	25-17-1
Carter Wright	7	6-1
Ryan Dyal	5	3-2
Ike Irish	1	0-1

FIRST BASE

Cooper McMurray	39	23-15-1
Ike Irish	12	6-6
Cam Hill	3	3-0
Brody Wortham	2	1-1

SECOND BASE

Caden Green	44	27-16-1
Brody Moss	7	5-2
Bryson Ware	4	2-2
Brody Wortham	1	0-1

THIRD BASE

Bryson Ware	52	32-19-1
Gavin Miller	4	2-2

SHORTSTOP

Cole Foster	53	33-19-1
Caden Green	3	1-2

LEFT FIELD

Chris Stanfield	37	24-13
Bobby Peirce	17	8-8-1
Mike Bello	1	1-0
Josh Hall	1	1-0

CENTER FIELD

Kason Howell	55	33-21-1
Chris Stanfield	1	1-0

RIGHT FIELD

Justin Kirby	33	19-13-1
Bobby Peirce	21	14-7
Josh Hall	2	1-1

DESIGNATED HITTER

Ike Irish	43	28-14-1
Mike Bello	4	0-4
Bobby Peirce	4	3-1
Ryan Dyal	2	2-0
Justin Kirby	2	1-1
Cam Hill	1	0-1

2023 AUBURN & OPPONENT HIGHS

TEAM BATTING

	AUBURN	OPPONENT
Runs in a game	18, vs. FAMU [7] (3/1)	24, Georgia (3/25)
Runs in an inning	11 [1st], vs. FAMU [7] (3/1)	16 [8th], Georgia (3/25)
Most Hits in a game	20, two times	22, Georgia Tech (3/14)
Fewest Hits in a game	3, at Arkansas (3/19)	3, two times
Hits in an inning	7, three times	8 [8th], Georgia (3/25)
2B in a game	8, vs. Lipscomb (3/4)	8, Georgia Tech (3/14)
3B in a game	2, vs. LSU (5/7)	1, three times
HR in a game	5, at SC (4/30)	4, two times
SB in a game	3, four times	5, Texas A&M (4/7)
LOB in a game	15, two times	14, two times
K in a game	18, vs. LSU (5/5)	14, four times
BB in a game	14, vs. FAMU [7] (3/1)	14, Florida (4/2)

TEAM PITCHING

	AUBURN	OPPONENT
K in a game	14, four times	18, LSU (5/5)
BB in a game	14, at Florida (4/2)	14, FAMU (3/1)
Pitchers used	8, two times	10, Georgia Tech (4/11)
Total Quality Starts	4	9

TEAM FIELDING

	AUBURN	OPPONENT
Errors in a game	4, vs. USA (3/21)	3, four times
DP turned in a game	3, three times	5, Alabama (4/15)

IND. BATTING

	AUBURN	OPPONENT
Hits in a game	5, Peirce at GT (4/11)	5, two times
Runs in a game	4, Peirce vs. LSU (5/7)	5, Langford [UF] (4/2)
2B in a game	3, Howell two times	2, 14 times
3B in a game	2, Howell vs. LSU (5/7)	1, three times
HR in a game	2, seven times	2, four times
RBI in a game	7, Kirby vs. USC (2/26)	8, Heyman [UF] (4/2)
XBH in a game	3, five times	3, two times
SB in a game	3, Stanfield vs. Alabama (5/25)	2, three times
BB in a game	3, seven times	4, Seidl [UA] (4/16)
HBP in a game	2, four times	2, six times
K in a game	4, three times	4, Hines [MSU] (4/21)
Hitting Streak	18, Ware (3/14-4/14)	3, 30 times
Consec. G w/HR	4, two times	2, four times

IND. PITCHING

	AUBURN	OPPONENT
K by a starter	10, Vail vs. MSU (4/21)	15, Skenes [LSU] (5/5)
K by a reliever	7, Isbell vs. Lipscomb (3/4)	8, Reilly [VU] (5/24)
BB by a starter	6, Vail at SC (4/28)	6, Waldrep [UF] (4/1)
BB by a reliever	4, Armstrong vs. Vandy (5/24)	5, Langley [FAMU] (3/1)
IP by a starter	8.0, Vail at Ole Miss (5/12)	7.1, two times
IP by a reliever	4.2, Cannon at Arkansas (3/19)	5.0, Reilly [VU] (5/24)

MISCELLANEOUS

	AUBURN
Biggest comeback win	7, two times
Biggest blown lead loss	5, two times
Largest margin of victory	13, vs. UNA [7] (3/28)
Largest margin of defeat	17, vs. Georgia (3/25)
Longest game, Time	4:33, vs. Georgia Tech (3/14)
Longest game, Time (9 inn)	3:49, vs. LSU (5/6)
Shortest game, Time (9 inn)	2:08, vs. Missouri (5/19)
Longest game, Innings	12, vs. Georgia Tech (3/14)
Largest crowd, Home	4,096, 18 times
Largest crowd, Road	9,726, at Ole Miss (5/13)
Largest crowd, Neutral	12,685, vs. Vanderbilt (5/24)

STARTS BY ORDER

LEADOFF

Chris Stanfield	18	13-5
Kason Howell	15	9-6
Cole Foster	14	5-9
Bobby Peirce	7	5-1-1
Mike Bello	1	1-0
Josh Hall	1	1-0

2ND SPOT

Cole Foster	32	23-8-1
Bobby Peirce	14	5-9
Ike Irish	5	3-2
Brody Moss	2	2-0
Chris Stanfield	2	1-1
Mike Bello	1	0-1

3RD SPOT

Ike Irish	23	8-15
Bobby Peirce	17	13-4
Justin Kirby	11	10-0-1
Bryson Ware	5	3-2

CLEANUP

Ike Irish	20	16-3-1
Bryson Ware	20	6-14
Cooper McMurray	11	9-2
Justin Kirby	3	2-1

5TH SPOT

Bryson Ware	28	23-4-1
Justin Kirby	14	6-8
Cooper McMurray	11	3-8
Nate LaRue	2	2-0
Bobby Peirce	1	1-0

6TH SPOT

Cooper McMurray	10	6-4
Kason Howell	9	4-4-1
Ike Irish	8	7-1
Chris Stanfield	7	4-3
Ryan Dyal	6	4-2
Cole Foster	6	4-2
Justin Kirby	5	1-4
Bobby Peirce	4	3-1
Gavin Miller	1	1-0

7TH SPOT

Kason Howell	29	18-11
Chris Stanfield	11	7-4
Cooper McMurray	3	2-0-1
Gavin Miller	3	1-2
Caden Green	2	1-1
Cam Hill	2	2-0
Bryson Ware	2	1-1
Ryan Dyal	1	1-0
Cole Foster	1	1-0
Justin Kirby	1	0-1
Brody Moss	1	0-1

8TH SPOT

Nate LaRue	22	10-11-1
Caden Green	18	13-5
Carter Wright	4	4-0
Brody Wortham	3	2-1
Mike Bello	2	0-2
Josh Hall	2	1-1
Cam Hill	2	1-1
Cooper McMurray	2	2-0
Bryson Ware	1	1-0

9TH SPOT

Caden Green	27	14-12-1
Nate LaRue	19	13-6
Brody Moss	4	3-1
Carter Wright	3	2-1
Kason Howell	2	2-0
Mike Bello	1	0-1

PITCHING NOTES

2023 BULLPEN BY NUMBERS

Total App.....	183
Saves/Opp.....	15/16
IR/IRS.....	196/85
BA Against.....	.285
ERA.....	6.22

SAVES/OPP

Will Cannon.....	5/6
Chase Allsup.....	2/2
John Armstrong.....	2/2
Chase Isbell.....	2/2
Tanner Bauman.....	1/1
Parker Carlson.....	1/1
Zach Crotchfelt.....	1/1
Drew Nelson.....	1/1

INHERITED RUNNERS/SCORED

Chase Allsup.....	13/6
John Armstrong.....	34/8
Tanner Bauman.....	17/6
Will Cannon.....	24/14
Parker Carlson.....	24/11
Konner Copeland.....	9/6
Zach Crotchfelt.....	8/0
Christian Herberholz.....	12/5
Trevor Horne.....	8/3
Chase Isbell.....	23/9
Cameron Keshock.....	3/2
Hayden Murphy.....	11/8
Drew Nelson.....	8/7
Ryan Olson.....	2/0

1ST BATTER FACED/RETIRED

Chase Allsup.....	12/6
John Armstrong.....	21/15
Tanner Bauman.....	18/11
Will Cannon.....	19/11
Parker Carlson.....	15/9
Konner Copeland.....	10/5
Zach Crotchfelt.....	10/7
Christian Herberholz.....	9/6
Trevor Horne.....	9/6
Chase Isbell.....	21/11
Cameron Keshock.....	5/1
Hayden Murphy.....	11/7
Drew Nelson.....	13/5
Ryan Olson.....	4/2
Tommy Sheehan.....	3/2
Tommy Vail.....	3/2

RELIEF ERA

Tommy Vail.....	1.59
Will Cannon.....	4.17
Parker Carlson.....	4.50
Tommy Sheehan.....	4.50
Christian Herberholz.....	4.67
John Armstrong.....	4.72
Chase Isbell.....	5.16
Zach Crotchfelt.....	5.48
Drew Nelson.....	5.59
Tanner Bauman.....	6.30
Chase Allsup.....	6.75
Konner Copeland.....	9.47
Hayden Murphy.....	9.56
Trevor Horne.....	9.64
Ryan Olson.....	18.00
Cameron Keshock.....	36.00

2023 Auburn Baseball
Team Game-by-Game for Auburn (as of Jun 02, 2023)
Pitching (All games)

Date	Opponent	ip	h	r	er	bb	so	2b	3b	hr	wp	bk	hbp	dp	ibb	score	w-l	sv	era	
Feb 17	INDIANA	9.0	5	4	3	4	12	0	0	1	0	0	3	0	0	8-4	1-0	0	3.00	
Feb 18	INDIANA	9.0	4	1	1	3	5	1	0	0	0	1	2	0	0	6-1	2-0	0	2.00	
Feb 19	INDIANA	9.0	14	11	11	7	7	4	0	1	1	0	1	0	0	2-11	2-1	0	5.00	
Feb 21	vs North Alabama	7.0	5	1	1	0	12	3	0	0	0	0	0	0	0	13-1	3-1	0	4.24	
Feb 24	USC	9.0	8	3	3	6	6	2	1	0	0	0	1	1	0	5-3	4-1	1	3.98	
Feb 25	USC	9.0	9	6	5	7	8	2	0	1	0	0	0	1	0	12-6	5-1	2	4.15	
Feb 26	USC	9.0	15	12	12	4	6	5	0	2	2	0	1	0	0	12-12	5-1	2	5.31	
Mar 01	FLORIDA A&M	7.0	7	8	6	5	14	0	0	1	0	0	1	0	0	18-8	6-1	2	5.56	
Mar 03	LIPSCOMB	9.0	7	3	3	3	14	2	0	3	0	0	1	1	0	7-3	7-1	3	5.26	
Mar 04	LIPSCOMB	9.0	16	11	11	3	11	1	0	4	0	0	0	0	0	12-11	8-1	3	5.86	
Mar 05	LIPSCOMB	9.0	6	3	3	4	7	0	0	1	3	0	1	0	0	4-3	9-1	3	5.59	
Mar 07	UAB	9.0	3	1	1	3	11	0	0	0	1	0	0	0	0	4-1	10-1	4	5.19	
Mar 08	at Jacksonville Stat	9.0	7	3	2	4	13	3	0	0	2	0	0	0	0	6-3	11-1	5	4.94	
Mar 10	SOUTHEASTERN	9.0	7	1	1	3	7	1	0	0	1	0	0	0	0	7-1	12-1	6	4.65	
Mar 11	SOUTHEASTERN	9.0	14	8	6	4	9	1	0	1	1	0	0	1	0	3-8	12-2	6	4.74	
Mar 11	SOUTHEASTERN	9.0	13	8	7	3	9	4	0	0	2	0	2	0	0	7-8	12-3	6	4.89	
Mar 14	GEORGIA TECH	12.0	22	11	11	1	12	8	0	0	0	0	1	2	0	12-11	13-3	6	5.15	
*Mar 17	at Arkansas	8.0	8	7	6	7	11	1	0	1	0	0	0	0	0	2-7	13-4	6	5.23	
*Mar 18	at Arkansas	8.0	9	9	6	3	9	3	0	1	0	0	1	0	0	3-9	13-5	6	5.30	
*Mar 19	at Arkansas	8.0	9	5	5	3	8	2	0	1	0	0	3	2	0	0-5	13-6	6	5.32	
Mar 21	vs South Alabama	9.0	6	5	5	3	4	0	0	3	2	0	1	0	0	6-5	14-6	7	5.30	
*Mar 23	GEORGIA	11.0	10	6	6	4	10	3	0	0	1	0	0	0	0	7-6	15-6	7	5.28	
*Mar 24	GEORGIA	9.0	10	3	2	5	7	2	0	1	2	0	2	1	0	6-3	16-6	8	5.14	
*Mar 25	GEORGIA	8.0	20	24	22	9	10	3	0	3	2	0	2	0	0	7-24	16-7	8	5.87	
Mar 28	NORTH ALABAMA	7.0	3	1	1	1	7	1	0	0	0	0	0	0	0	14-1	17-7	8	5.73	
*Mar 31	at Florida	9.0	6	1	1	6	7	2	0	0	0	0	3	2	0	10-1	18-7	8	5.54	
*Apr 1	at Florida	8.0	19	12	9	4	7	2	1	1	1	0	1	0	0	5-12	18-8	8	5.70	
*Apr 02	at Florida	8.0	12	17	16	13	12	4	0	2	0	0	3	0	1	8-17	18-9	8	6.10	
Apr 04	at UAB	8.1	11	6	6	5	9	1	0	0	2	0	1	0	1	5-6	18-10	8	6.11	
*Apr 06	TEXAS A&M	9.0	11	9	9	5	9	3	0	3	3	0	1	1	0	5-9	18-11	8	6.21	
*Apr 07	TEXAS A&M	9.0	12	9	9	13	8	1	0	3	1	1	0	3	0	10-9	19-11	9	6.30	
*Apr 07	TEXAS A&M	9.0	14	12	11	12	7	2	0	0	4	0	0	3	0	6-12	19-12	9	6.45	
Apr 11	at Georgia Tech	9.2	12	12	12	12	10	3	0	3	1	0	0	1	2	8-12	19-13	9	6.61	
*Apr 14	at Alabama	9.0	5	4	4	8	7	0	0	0	0	0	3	1	0	8-4	20-13	9	6.53	
*Apr 15	at Alabama	8.0	5	4	4	8	5	2	0	0	0	0	3	2	0	2-4	20-14	9	6.48	
*Apr 16	at Alabama	8.0	9	6	6	6	7	1	1	0	0	0	1	0	0	1-6	20-15	9	6.49	
Apr 18	SAMFORD	8.0	9	3	3	3	10	3	0	0	1	0	1	3	0	13-3	21-15	10	6.41	
*Apr 21	MISSISSIPPI STAT	9.0	4	1	1	7	14	1	0	0	0	0	1	0	0	2-1	22-15	11	6.26	
*Apr 22	MISSISSIPPI STAT	9.0	10	11	11	7	9	0	0	4	2	0	2	1	0	10-11	22-16	11	6.39	
*Apr 23	MISSISSIPPI STAT	9.0	13	11	8	6	5	5	0	1	1	0	0	0	0	12-11	23-16	11	6.43	
Apr 25	TROY	9.0	9	8	8	8	8	0	0	2	0	1	2	1	0	7-8	23-17	11	6.47	
*Apr 28	at South Carolina	9.0	9	3	3	7	9	3	0	0	2	0	1	2	0	8-3	24-17	11	6.38	
*Apr 29	at South Carolina	9.0	6	5	5	6	11	4	0	1	0	0	1	2	0	9-5	25-17	11	6.35	
*Apr 30	at South Carolina	8.0	11	8	7	8	9	0	0	1	0	0	1	0	0	7-8	25-18	11	6.38	
*May 05	LSU	9.0	5	3	3	5	7	0	0	1	0	1	0	1	0	1	0-3	25-19	11	6.30
*May 06	LSU	9.0	12	6	5	5	14	4	0	1	0	0	3	0	0	8-6	26-19	12	6.28	
*May 07	LSU	8.0	6	2	1	2	7	2	0	1	0	0	1	0	0	12-2	27-19	13	6.18	
*May 12	at Ole Miss	8.0	11	4	3	2	7	1	0	0	0	0	2	0	0	16-4	28-19	13	6.12	
*May 12	at Ole Miss	9.0	4	2	2	1	7	1	0	0	3	0	0	0	0	8-2	29-19	13	6.04	
*May 13	at Ole Miss	9.0	10	5	5	1	4	2	0	1	1	0	1	0	0	13-5	30-19	13	6.01	
*May 19	MISSOURI	9.0	3	0	0	2	7	0	0	0	0	0	1	1	0	4-0	31-19	14	5.89	
*May 19	MISSOURI	9.0	6	2	2	3	11	0	0	1	0	0	0	0	0	7-2	32-19	14	5.82	
*May 20	MISSOURI	9.0	9	7	7	2	7	1	0	2	0	1	4	0	0	9-7	33-19	14	5.84	
May 23	vs Missouri	9.0	6	4	2	6	11	0	0	0	1	0	0	0	0	10-4	34-19	15	5.77	
May 24	vs Vanderbilt	8.0	6	6	5	8	5	0	0	0	2	0	0	1	0	4-6	34-20	15	5.76	
May 25	vs Alabama	8.0	14	7	7	1	3	3	0	1	0	0	1	1	0	4-7	34-21	15	5.80	
Jun 02	PENN	11.0	11	6	5	4	12	2	0	1	1	0	0	1	0	3-6	34-22	15	5.76	
Totals		500.0	527	351	320	285	494	105	3	55	46	5	65	39	5	417-351	34-22	15	5.76	

AUBURN STARTING PITCHER BREAKDOWN

Starter	GS	Quality Starts	Run Support	RS/Start	Auburn Record
Vail	13	2	60	4.6	11-2
Herberholz	8	--	34	4.3	5-3
Allsup	7	--	13	1.9	4-3
Copeland	6	--	14	2.3	3-3
Crotchfelt	6	--	7	1.2	3-3
Nelson	5	1	19	3.8	3-2
Bauman	3	--	4	1.3	3-0
Cannon	3	--	18	6.0	1-2
Armstrong	1	--	3	3.0	0-1
Gonzalez	1	--	4	4.0	1-0
Murphy	1	--	6	6.0	0-1
Isbell	1	--	0	0.0	0-0-1
Sheehan	1	--	0	0.0	0-1

Auburn Overall Rankings

Category	Rank	No.
ERA	10th	5.80
Opp BA	13th	.272
Hits Allowed	13th	516
Walks	12th	281
Strikeouts	13th	482

Auburn SEC-Only Rankings

Category	Rank	No.
ERA	9th	6.17
Opp BA	9th	.274
Hits Allowed	10th	278
Walks	12th	170
Strikeouts	11th	252

AUBURN PITCHING BREAKDOWN

	W-L	ERA	IP	H	R	ER	BB	K	HR	AVG	W-L	ERA	IP	H	R	ER	BB	K	HR	AVG	
STARTERS	12-13	5.17	198.1	191	129	114	114	200	26	.251	HOME	23-9	5.89	295.0	316	209	193	159	295	38	.275
RELIEVERS	22-8	6.22	290.2	325	216	201	167	282	28	.285	ROAD	8-10	6.00	153.0	163	113	102				

HITTING NOTES

2023 MULTI-HIT GAMES

	2	3	4	5+	Total
Ike Irish	17	8	2	-	27
Bryson Ware	16	7	-	-	23
Cole Foster	11	5	3	-	19
Bobby Peirce	10	5	1	1	17
Kason Howell	9	3	1	-	13
Chris Stanfield	11	1	-	-	12
Justin Kirby	7	-	1	-	8
Cooper McMurray	5	2	-	-	7
Caden Green	7	-	-	-	7
Nate LaRue	4	-	-	-	4
Mike Bello	1	-	-	-	1
Josh Hall	-	1	-	-	1
Gavin Miller	1	-	-	-	1
Brody Moss	1	-	-	-	1
Brody Wortham	1	-	-	-	1
Carter Wright	1	-	-	-	1

CAREER AUBURN MULTI-HIT GAMES

	2	3	4	5+	Total
Kason Howell	46	19	2	-	67
Bryson Ware	27	11	-	-	38
Cole Foster	18	7	4	-	29
Ike Irish	17	8	2	-	27
Bobby Peirce	17	8	1	1	27
Cam Hill	13	4	-	-	17
Nate LaRue	12	1	-	-	13
Chris Stanfield	11	1	-	-	12
Justin Kirby	7	-	1	-	8
Ryan Dyal	7	-	-	-	7
Josh Hall	5	2	-	-	7
Cooper McMurray	5	2	-	-	7
Mike Bello	4	2	-	-	6
Caden Green	7	-	-	-	7
Gavin Miller	1	-	-	-	1
Brody Moss	1	-	-	-	1
Brody Wortham	1	-	-	-	1
Carter Wright	1	-	-	-	1

2023 MULTI-RBI GAMES

	2	3	4	5+	Total
Bryson Ware	7	11	-	-	18
Ike Irish	9	3	1	1	14
Cooper McMurray	7	4	1	2	14
Cole Foster	9	2	2	-	13
Kason Howell	4	-	4	1	9
Justin Kirby	3	3	-	1	7
Chris Stanfield	6	-	-	-	6
Bobby Peirce	3	2	-	-	5
Caden Green	3	1	-	-	4
Nate LaRue	2	1	-	-	3
Josh Hall	2	-	-	-	2
Carter Wright	2	-	-	-	2
Cam Hill	1	-	-	-	1
Gavin Miller	1	-	-	-	1
Brody Moss	1	-	-	-	1
Brody Wortham	1	-	-	-	1

CAREER AUBURN MULTI-RBI GAMES

	2	3	4	5+	Total
Bryson Ware	14	11	2	2	29
Kason Howell	15	7	4	2	28
Cole Foster	14	4	3	1	22
Ike Irish	9	3	1	1	14
Nate LaRue	11	2	-	1	14
Cooper McMurray	7	4	1	2	14
Bobby Peirce	9	4	-	-	13
Cam Hill	7	3	1	-	11
Ryan Dyal	5	3	1	-	9
Justin Kirby	3	3	-	1	7
Chris Stanfield	6	-	-	-	6
Josh Hall	4	1	-	-	5
Caden Green	3	1	-	-	4
Mike Bello	3	-	-	-	3
Carter Wright	2	-	-	-	2
Gavin Miller	1	-	-	-	1
Brody Moss	1	-	-	-	1
Brody Wortham	1	-	-	-	1

CAREER AUBURN STARTS

	Career	Consec.
Kason Howell	244	43
Bryson Ware	116	56
Cole Foster	109	39
Nate LaRue	99	-
Bobby Peirce	83	35
Cam Hill	60	-
Ryan Dyal	56	-
Ike Irish	56	56
Caden Green	47	-
Cooper McMurray	39	32
Chris Stanfield	38	15
Justin Kirby	34	-
Mike Bello	32	-
Josh Hall	19	-
Brody Moss	7	-
Carter Wright	7	1
Gavin Miller	4	-
Brody Wortham	1	1

TEAM NOTES

Auburn Overall SEC Rankings			Auburn SEC-Only Rankings		
Category	Rank	No.	Category	Rank	No.
Avg.	5th	.291	Avg.	4th	.273
Hits	4th	558	Hits	3rd	280
2B	1st	112	2B	8th	48
HR	8th	84	HR	T-6th	50
BB	9th	275	BB	9th	129

2023 AUBURN HOME RUNS

No.	Player (#)	Opponent (Date)	On	Outs	Inn.	Pitcher
1	Justin Kirby (1)	Indiana (2/17)	1	0	4	Levy (R)
2	Justin Kirby (2)	Indiana (2/19)	0	1	8	Kraft (L)
3	Bobby Peirce (1)	North Alabama (2/21)	0	1	8	Malecha (R)
4	Bryson Ware (1)	North Alabama (2/21)	1	0	9	Malecha (R)
5	Justin Kirby (3)	USC (2/24)	0	2	7	Blum (R)
6	Bryson Ware (2)	USC (2/25)	1	2	8	Wisch (R)
7	Cooper McMurray (1)	USC (2/25)	1	2	8	Wisch (R)
8	Bryson Ware (3)	USC (2/26)	0	2	1	Hammond (R)
9	Justin Kirby (4)	USC (2/26)	2	2	2	Hammond (R)
10	Justin Kirby (5)	USC (2/26)	3	0	5	Sodersten (R)
11	Justin Kirby (6)	Florida A&M (3/1)	2	0	1	Tease (R)
12	Cooper McMurray (2)	Florida A&M (3/1)	2	0	1	Tease (R)
13	Cole Foster (1)	Florida A&M (3/1)	2	0	1	Langelly (R)
14	Bryson Ware (4)	Lipscomb (3/3)	0	0	4	Dunkleberger (L)
15	Bryson Ware (5)	Lipscomb (3/4)	1	0	8	Kantola (R)
16	Bryson Ware (6)	Lipscomb (3/5)	1	1	7	Thompson (L)
17	Bryson Ware (7)	UAB (3/7)	1	1	7	Haines (R)
18	Cole Foster (2)	Southeastern (3/10)	2	2	6	Robb (R)
19	Chris Stanfield (1)	Southeastern (3/11)	1	1	1	Kinzler (R)
20	Kason Howell (1)	Southeastern (3/11)	0	0	6	Landry (R)
21	Justin Kirby (7)	Georgia Tech (3/14)	1	0	2	Finateri (R)
22	Kason Howell (2)	at Arkansas (3/17)	0	0	5	Hollan (L)
23	Bryson Ware (8)	at Arkansas (3/18)	0	0	4	McEntire (R)
24	Bryson Ware (9)	at Arkansas (3/19)	0	0	6	McEntire (R)
25	Kason Howell (3)	vs. South Alabama (3/21)	2	1	1	Knowlton (R)
26	Caden Green (1)	Georgia (3/23)	0	1	1	Rhadans (R)
27	Bryson Ware (10)	Georgia (3/23)	0	0	0	Rhadans (R)
28	Ike Irish (1)	Georgia (3/24)	0	0	0	Woods (L)
29	Justin Kirby (8)	Georgia (3/24)	2	2	2	Woods (L)
30	Bryson Ware (11)	Georgia (3/25)	2	0	6	Rhadans (R)
31	Cole Foster (3)	North Alabama (3/28)	0	0	1	Brown (R)
32	Bryson Ware (12)	North Alabama (3/28)	0	2	3	Howard (R)
33	Ike Irish (2)	North Alabama (3/28)	2	1	5	Agosto (R)
34	Ike Irish (3)	at Florida (3/31)	1	1	1	Sproat (R)
35	Bryson Ware (13)	at Florida (3/31)	0	0	0	Jamison (R)
36	Bobby Peirce (2)	at Florida (4/1)	1	0	3	Waldrep (R)
37	Cooper McMurray (3)	at Florida (4/2)	0	0	2	Caglianone (L)
38	Caden Green (2)	at Florida (4/2)	1	0	0	Caglianone (L)
39	Bryson Ware (14)	at Florida (4/2)	2	2	5	Fisher (L)
40	Cooper McMurray (4)	Texas A&M (4/7)	0	0	0	Larkin (L)
41	Cooper McMurray (5)	Texas A&M (4/7)	0	0	9	Sexton (R)
42	Bryson Ware (15)	at Georgia Tech (4/11)	1	0	0	Busse (R)
43	Chris Stanfield (2)	at Alabama (4/14)	1	2	2	Holman (R)
44	Cole Foster (4)	at Alabama (4/14)	1	1	9	Banks (R)
45	Bobby Peirce (3)	at Alabama (4/15)	0	1	7	Probst (R)
46	Cole Foster (5)	Samford (4/18)	0	0	3	Newman (R)
47	Cooper McMurray (6)	Samford (4/18)	0	1	7	Sanders (R)
48	Cooper McMurray (7)	Miss. State (4/21)	0	0	5	Smith (R)
49	Cooper McMurray (8)	Miss. State (4/22)	1	1	0	Holcombe (R)
50	Kason Howell (4)	Miss. State (4/22)	0	0	0	Holcombe (R)
51	Cooper McMurray (9)	Miss. State (4/23)	2	1	4	Cijntje (L)
52	Cooper McMurray (10)	Miss. State (4/23)	1	0	7	Cijntje (L)
53	Nate LaRue (1)	Miss. State (4/23)	1	1	1	Hardin (R)
54	Bryson Ware (16)	Miss. State (4/23)	2	1	8	Dohm (R)
55	Cole Foster (6)	at S. Carolina (4/28)	1	2	4	Sanders (R)
56	Nate LaRue (2)	at S. Carolina (4/29)	0	0	2	Mahoney (R)
57	Bobby Peirce (4)	at S. Carolina (4/29)	0	2	2	Mahoney (R)
58	Cooper McMurray (11)	at S. Carolina (4/29)	1	1	5	Hicks (R)
59	Cooper McMurray (12)	at S. Carolina (4/29)	0	2	9	Austin (R)
60	Bryson Ware (17)	at S. Carolina (4/30)	1	2	1	Becker (L)
61	Cole Foster (7)	at S. Carolina (4/30)	0	2	1	Becker (L)
62	Nate LaRue (3)	at S. Carolina (4/30)	0	0	0	Becker (L)
63	Bryson Ware (18)	at S. Carolina (4/30)	0	0	0	Jones (R)
64	Bobby Peirce (5)	at S. Carolina (4/30)	0	0	0	Vech (R)
65	Bryson Ware (19)	LSU (5/3)	0	1	2	Dutton (R)
66	Nate LaRue (4)	at Ole Miss (5/12)	2	1	2	Rivas (L)
67	Cole Foster (8)	at Ole Miss (5/12)	0	1	4	Jones (R)
68	Cole Foster (9)	at Ole Miss (5/12)	2	2	8	Ketchum (R)
69	Ike Irish (4)	at Ole Miss (5/12)	0	1	7	Dougherty (R)
70	Cole Foster (10)	at Ole Miss (5/13)	0	0	3	Säunier (R)
71	Cooper McMurray (13)	at Ole Miss (5/13)	3	0	5	Ketchum (R)
72	Ike Irish (5)	at Ole Miss (5/13)	0	0	7	Nichols (R)
73	Bryson Ware (20)	Missouri (5/19)	0	2	6	Murphy (R)
74	Ike Irish (6)	Missouri (5/19)	0	2	6	Murphy (R)
75	Cooper McMurray (14)	Missouri (5/19)	0	0	4	Pimental (R)
76	Cole Foster (11)	Missouri (5/19)	0	1	5	Pottthoff (R)
77	Bryson Ware (21)	Missouri (5/19)	0	0	0	Pottthoff (R)
78	Nate LaRue (5)	Missouri (5/20)	0	0	4	Troesser (R)
79	Cole Foster (12)	vs. Missouri (5/23)	2	1	4	Lucas (R)
80	Bryson Ware (22)	vs. Missouri (5/23)	1	1	8	Troesser (R)
81	Cole Foster (13)	vs. Vanderbilt (5/24)	0	1	1	Hliboki (R)
82	Chris Stanfield (3)	vs. Vanderbilt (5/24)	0	2	3	Hliboki (R)
83	Bryson Ware (23)	vs. Vanderbilt (5/24)	1	0	9	Reilly (R)
84	Bryson Ware (24)	vs. Alabama (5/25)	0	0	6	McMillan (R)

AUBURN CAREER HOME RUN BREAKDOWN

	1R	2R	3R	GS	Career	Home	Road	Last
Bello	1	--	--	--	1	--	1	3/26/22
Dyal	3	3	--	1	7	6	1	3/17/22
Foster	11	4	6	1	22	11	11	5/24/23
Green	1	1	--	--	2	1	1	4/2/23
Hill	2	3	--	1	6	6	--	6/4/22
Howell	7	3	3	--	13	5	8	4/22/23
Irish	4	1	1	--	6	3	3	5/19/23
Kirby	2	2	3	1	8	8	--	3/24/23
LaRue	8	4	1	--	13	8	5	5/20/23
McMurray	6	4	3	1	14	10	4	5/19/23
Peirce	11	3	1	--	15	5	10	4/30/23
Stanfield	1	2	--	--	3	1	2	5/24/23
Ware	14	12	4	1	31	18	13	5/25/23

AUBURN HITTING STREAKS

	Current	'23	Career
Mike Bello	-	1	6
Ryan Dyal	-	3	4
Cole Foster	9	11	11
Caden Green	-	4	4
Josh Hall	-	1	4
Cam Hill	-	2	8
Kason Howell	1	8	9
Ike Irish	4	10	10
Justin Kirby	-	5	5
Nate LaRue	-	5	5
C. McMurray	-	7	7
Gavin Miller	-	2	2
Brody Moss	-	1	2
Bobby Peirce	-	11	11
Chris Stanfield	8	8	8
Bryson Ware	9	18	18
Brody Wortham	1	2	2
Carter Wright	-	2	2

AUBURN REACHED BASE STREAKS

	Current	'23	Career
Mike Bello	-	2	8
Ryan Dyal	-	3	15
Cole Foster	11	15	15
Caden Green	-	11	11
Josh Hall	-	1	5
Cam Hill	-	2	8
Kason Howell	1	17	23
Ike Irish	22	22	22
Justin Kirby	-	20	20
Nate LaRue	-	7	7
C. McMurray	10	14	14
Gavin Miller	-	4	4
Brody Moss	-	3	3
Bobby Peirce	-	20	20
Chris Stanfield	15	15	15
Bryson Ware	18	34	35
Brody Wortham	1	2	2
Carter Wright	3	5	5

BUNT HITS

Player	No.
Kason Howell	4
Ike Irish	4

AUBURN 2023 GAME-BY-GAME STARTING LINEUPS

DATE	OPP	1	2	3	4	5	6	7	8	9	SP
2/17	Indiana	Peirce	Foster	Irish	Kirby	LaRue	McMurray	Howell	Ware	Green	Allsup
2/18	Indiana	Peirce	Foster	Irish	Kirby	LaRue	Howell	Ware	Wortham	Green	Gonzalez
2/19	Indiana	Peirce	Foster	Irish	Kirby	McMurray	Howell	Ware	LaRue	Green	Nelson
2/21	vs. North Alabama	Peirce	Moss	Kirby	Irish	Ware	Dyal	Foster	Hill	Howell	Copeland
2/24	USC	Peirce	Moss	Kirby	Irish	Ware	Foster	Hill	LaRue	Howell	Allsup
2/25	USC	Peirce	Foster	Kirby	Irish	Ware	Howell	McMurray	LaRue	Moss	Herberholz
2/26	USC	Peirce	Foster	Kirby	Irish	Ware	Howell	McMurray	LaRue	Green	Isbell
3/1	Florida A&M	Hall	Foster	Kirby	Irish	Ware	Dyal	Howell	McMurray	Moss	Vail
3/3	Lipscomb	Howell	Foster	Kirby	Irish	Ware	Stanfield	McMurray	LaRue	Green	Bauman
3/4	Lipscomb	Howell	Foster	Kirby	Irish	Ware	Dyal	Stanfield	McMurray	Green	Herberholz
3/5	Lipscomb	Howell	Foster	Kirby	Irish	Ware	Stanfield	Hill	LaRue	Green	Crotchfelt
3/7	UAB	Howell	Foster	Kirby	Irish	Ware	Peirce	Stanfield	LaRue	Moss	Vail
3/8	at Jacksonville State	Bello	Foster	Kirby	Irish	Ware	Dyal	Stanfield	Wright	Green	Copeland
3/10	Southeastern	Howell	Foster	Kirby	Irish	Ware	Stanfield	Dyal	LaRue	Green	Bauman
3/11	Southeastern	Howell	Bello	Irish	Ware	Kirby	Stanfield	Moss	LaRue	Green	Crotchfelt
3/11	Southeastern	Howell	Stanfield	Irish	Ware	Kirby	Dyal	Miller	Hill	Green	Herberholz
3/14	Georgia Tech	Howell	Stanfield	Irish	Ware	Kirby	Miller	Green	Hall	LaRue	Vail
3/17	at Arkansas*	Howell	Foster	Irish	Ware	Kirby	Stanfield	Green	Hall	LaRue	Vail
3/18	at Arkansas*	Howell	Foster	Irish	Ware	Kirby	Dyal	Stanfield	Bello	Moss	Crotchfelt
3/19	at Arkansas*	Howell	Foster	Irish	Ware	Kirby	Stanfield	Miller	LaRue	Bello	Copeland
3/21	vs. South Alabama	Howell	Foster	Irish	Ware	Kirby	Stanfield	Miller	Wortham	Wright	Nelson
3/23	Georgia*	Howell	Foster	Ware	Irish	Kirby	Peirce	Stanfield	LaRue	Green	Vail
3/24	Georgia*	Howell	Foster	Ware	Irish	Kirby	Peirce	Stanfield	Wright	Green	Bauman
3/25	Georgia*	Howell	Foster	Ware	Irish	Kirby	Peirce	Stanfield	LaRue	Green	Crotchfelt
3/28	North Alabama	Foster	Peirce	Ware	Irish	Kirby	McMurray	Howell	Wright	Green	Nelson
3/31	at Florida*	Foster	Peirce	Irish	Ware	Kirby	McMurray	Howell	LaRue	Green	Cannon
4/1	at Florida*	Foster	Peirce	Irish	Ware	Kirby	McMurray	Howell	LaRue	Green	Armstrong
4/2	at Florida*	Foster	Peirce	Irish	Ware	Kirby	McMurray	Howell	LaRue	Green	Vail
4/4	at UAB	Foster	Peirce	Irish	Ware	McMurray	Kirby	Howell	LaRue	Green	Copeland
4/6	Texas A&M*	Foster	Peirce	Irish	Ware	McMurray	Kirby	Howell	LaRue	Green	Cannon
4/7	Texas A&M*	Foster	Peirce	Irish	Ware	McMurray	Howell	Stanfield	Wright	Green	Vail
4/7	Texas A&M*	Foster	Peirce	Irish	Ware	McMurray	Howell	Stanfield	Bello	Green	Sheehan
4/11	at Georgia Tech	Foster	Peirce	Irish	Ware	McMurray	Kirby	Howell	LaRue	Green	Allsup
4/14	at Alabama*	Foster	Peirce	Irish	Ware	McMurray	Howell	Stanfield	LaRue	Green	Vail
4/15	at Alabama*	Foster	Peirce	Irish	Ware	McMurray	Kirby	Howell	LaRue	Green	Nelson
4/16	at Alabama*	Foster	Peirce	Irish	Ware	McMurray	Howell	Stanfield	LaRue	Green	Herberholz
4/18	Samford	Foster	Peirce	Irish	Ware	McMurray	Kirby	Howell	LaRue	Green	Crotchfelt
4/21	Mississippi State	Stanfield	Foster	Peirce	Irish	Ware	McMurray	Howell	Green	LaRue	Vail
4/22	Mississippi State*	Stanfield	Foster	Peirce	Irish	Ware	McMurray	Howell	Green	LaRue	Herberholz
4/23	Mississippi State*	Stanfield	Foster	Peirce	Irish	Ware	McMurray	Howell	Green	LaRue	Crotchfelt
4/25	Troy	Foster	Peirce	Irish	Ware	McMurray	Howell	Kirby	Green	LaRue	Murphy
4/28	at South Carolina*	Stanfield	Irish	Peirce	McMurray	Ware	Foster	Howell	Green	LaRue	Vail
4/29	at South Carolina*	Stanfield	Irish	Peirce	McMurray	Ware	Foster	Howell	Green	LaRue	Herberholz
4/30	at South Carolina*	Stanfield	Irish	Peirce	McMurray	Ware	Foster	Howell	Green	LaRue	Cannon
5/5	LSU*	Stanfield	Irish	Peirce	McMurray	Ware	Foster	Howell	Green	LaRue	Allsup
5/6	LSU*	Stanfield	Irish	Peirce	McMurray	Ware	Foster	Howell	Green	LaRue	Vail
5/7	LSU*	Stanfield	Foster	Peirce	Irish	Ware	McMurray	Howell	Green	LaRue	Herberholz
5/12	at Ole Miss*	Stanfield	Foster	Peirce	McMurray	Ware	Irish	Howell	Green	LaRue	Allsup
5/12	at Ole Miss*	Stanfield	Foster	Peirce	McMurray	Ware	Irish	Howell	Green	LaRue	Vail
5/13	at Ole Miss*	Stanfield	Foster	Peirce	McMurray	Ware	Irish	Howell	Green	LaRue	Herberholz
5/19	Missouri*	Stanfield	Foster	Peirce	McMurray	Ware	Irish	Howell	Green	LaRue	Allsup
5/19	Missouri*	Stanfield	Foster	Peirce	McMurray	Ware	Irish	Howell	Green	Wright	Copeland
5/20	Missouri*	Stanfield	Foster	Peirce	McMurray	Ware	Irish	Howell	Green	LaRue	Nelson
5/23	vs. Missouri#	Stanfield	Foster	Peirce	McMurray	Ware	Irish	Howell	Green	LaRue	Vail
5/24	vs. Vanderbilt#	Stanfield	Foster	Peirce	McMurray	Ware	Irish	Howell	Green	LaRue	Allsup
5/25	vs. Alabama#	Stanfield	Foster	Ware	Irish	Peirce	McMurray	Howell	Wortham	Wright	Copeland

* - SEC Game

- SEC Tournament

AUBURN 2023 GAME-BY-GAME STARTERS

DATE	OPP	SP	C	1B	2B	3B	SS	LF	CF	RF	DH
2/17	Indiana	Allsup	LaRue	McMurray	Green	Ware	Foster	Peirce	Howell	Kirby	Irish
2/18	Indiana	Gonzalez	LaRue	Wortham	Green	Ware	Foster	Peirce	Howell	Kirby	Irish
2/19	Indiana	Nelson	LaRue	McMurray	Green	Ware	Foster	Peirce	Howell	Kirby	Irish
2/21	vs. North Alabama	Copeland	Dyal	Hill	Moss	Ware	Foster	Peirce	Howell	Kirby	Irish
2/24	USC	Allsup	LaRue	Hill	Moss	Ware	Foster	Peirce	Howell	Kirby	Irish
2/25	USC	Herberholz	LaRue	McMurray	Moss	Ware	Foster	Peirce	Howell	Kirby	Irish
2/26	USC	Isbell	LaRue	McMurray	Green	Ware	Foster	Peirce	Howell	Kirby	Irish
3/1	Florida A&M	Vail	Dyal	McMurray	Moss	Ware	Foster	Hall	Howell	Kirby	Irish
3/3	Lipscomb	Bauman	LaRue	McMurray	Green	Ware	Foster	Stanfield	Howell	Kirby	Irish
3/4	Lipscomb	Herberholz	Dyal	McMurray	Green	Ware	Foster	Stanfield	Howell	Kirby	Irish
3/5	Lipscomb	Crotchfelt	LaRue	Hill	Green	Ware	Foster	Stanfield	Howell	Kirby	Irish
3/7	UAB	Vail	LaRue	Irish	Moss	Ware	Foster	Stanfield	Howell	Kirby	Peirce
3/8	at Jacksonville State	Copeland	Wright	Irish	Green	Ware	Foster	Bello	Stanfield	Kirby	Dyal
3/10	Southeastern	Bauman	LaRue	Irish	Green	Ware	Foster	Stanfield	Howell	Kirby	Dyal
3/11	Southeastern	Crotchfelt	LaRue	Irish	Moss	Ware	Green	Stanfield	Howell	Kirby	Bello
3/11	Southeastern	Herberholz	Dyal	Irish	Ware	Miller	Green	Stanfield	Howell	Kirby	Hill
3/14	Georgia Tech	Vail	LaRue	Irish	Ware	Miller	Green	Stanfield	Howell	Hall	Kirby
3/17	at Arkansas*	Vail	LaRue	Irish	Green	Ware	Foster	Stanfield	Howell	Hall	Kirby
3/18	at Arkansas*	Crotchfelt	Dyal	Irish	Moss	Ware	Foster	Stanfield	Howell	Kirby	Bello
3/19	at Arkansas*	Copeland	LaRue	Irish	Ware	Miller	Foster	Stanfield	Howell	Kirby	Bello
3/21	vs. South Alabama	Nelson	Wright	Wortham	Ware	Miller	Foster	Stanfield	Howell	Kirby	Irish
3/23	Georgia*	Vail	LaRue	Irish	Green	Ware	Foster	Stanfield	Howell	Kirby	Peirce
3/24	Georgia*	Bauman	Wright	Irish	Green	Ware	Foster	Stanfield	Howell	Kirby	Peirce
3/25	Georgia*	Crotchfelt	LaRue	Irish	Green	Ware	Foster	Stanfield	Howell	Kirby	Peirce
3/28	North Alabama	Wright	LaRue	McMurray	Green	Ware	Foster	Peirce	Howell	Kirby	Irish
3/31	at Florida*	Cannon	LaRue	McMurray	Green	Ware	Foster	Peirce	Howell	Kirby	Irish
4/1	at Florida*	Armstrong	LaRue	McMurray	Green	Ware	Foster	Peirce	Howell	Kirby	Irish
4/2	at Florida*	Vail	LaRue	McMurray	Green	Ware	Foster	Peirce	Howell	Kirby	Irish
4/4	at UAB	Copeland	LaRue	McMurray	Green	Ware	Foster	Peirce	Howell	Kirby	Irish
4/6	Texas A&M*	Cannon	LaRue	McMurray	Green	Ware	Foster	Peirce	Howell	Kirby	Irish
4/7	Texas A&M*	Vail	Wright	McMurray	Green	Ware	Foster	Stanfield	Howell	Peirce	Irish
4/7	Texas A&M*	Sheehan	Irish	McMurray	Green	Ware	Foster	Stanfield	Howell	Peirce	Bello
4/11	at Georgia Tech	Allsup	LaRue	McMurray	Green	Ware	Foster	Peirce	Howell	Kirby	Irish
4/14	at Alabama*	Vail	LaRue	McMurray	Green	Ware	Foster	Stanfield	Howell	Peirce	Irish
4/15	at Alabama*	Nelson	LaRue	McMurray	Green	Ware	Foster	Peirce	Howell	Kirby	Irish
4/16	at Alabama*	Herberholz	LaRue	McMurray	Green	Ware	Foster	Stanfield	Howell	Peirce	Irish
4/18	Samford	Crotchfelt	LaRue	McMurray	Green	Ware	Foster	Peirce	Howell	Kirby	Irish
4/21	Mississippi State*	Vail	LaRue	McMurray	Green	Ware	Foster	Stanfield	Howell	Peirce	Irish
4/22	Mississippi State*	Herberholz	LaRue	McMurray	Green	Ware	Foster	Stanfield	Howell	Peirce	Irish
4/23	Mississippi State*	Crotchfelt	LaRue	McMurray	Green	Ware	Foster	Stanfield	Howell	Peirce	Irish
4/25	Troy	Murphy	LaRue	McMurray	Green	Ware	Foster	Peirce	Howell	Kirby	Irish
4/28	at South Carolina*	Vail	LaRue	McMurray	Green	Ware	Foster	Stanfield	Howell	Peirce	Irish
4/29	at South Carolina*	Herberholz	LaRue	McMurray	Green	Ware	Foster	Stanfield	Howell	Peirce	Irish
4/30	at South Carolina*	Cannon	LaRue	McMurray	Green	Ware	Foster	Stanfield	Howell	Peirce	Irish
5/5	LSU*	Allsup	LaRue	McMurray	Green	Ware	Foster	Stanfield	Howell	Peirce	Irish
5/6	LSU*	Vail	LaRue	McMurray	Green	Ware	Foster	Stanfield	Howell	Peirce	Irish
5/7	LSU*	Herberholz	LaRue	McMurray	Green	Ware	Foster	Stanfield	Howell	Peirce	Irish
5/12	at Ole Miss*	Allsup	LaRue	McMurray	Green	Ware	Foster	Stanfield	Howell	Peirce	Irish
5/12	at Ole Miss*	Vail	LaRue	McMurray	Green	Ware	Foster	Stanfield	Howell	Peirce	Irish
5/13	at Ole Miss*	Herberholz	LaRue	McMurray	Green	Ware	Foster	Stanfield	Howell	Peirce	Irish
5/19	Missouri*	Allsup	LaRue	McMurray	Green	Ware	Foster	Stanfield	Howell	Peirce	Irish
5/19	Missouri*	Copeland	Wright	McMurray	Green	Ware	Foster	Stanfield	Howell	Peirce	Irish
5/20	Missouri*	Nelson	LaRue	McMurray	Green	Ware	Foster	Stanfield	Howell	Peirce	Irish
5/23	vs. Missouri#	Vail	LaRue	McMurray	Green	Ware	Foster	Stanfield	Howell	Peirce	Irish
5/24	vs. Vanderbilt#	Allsup	LaRue	McMurray	Green	Ware	Foster	Stanfield	Howell	Peirce	Irish
5/25	vs. Alabama#	Copeland	Wright	McMurray	Wortham	Ware	Foster	Stanfield	Howell	Peirce	Irish

* - SEC Game

- SEC Tournament

OVERALL STATS



**2023 Auburn Baseball
Overall Statistics for Auburn (as of Jun 02, 2023)
(All games Sorted by Batting avg)**



Record: 34-22-1 Home: 23-10-1 Away: 8-10 Neutral: 3-2 SEC: 17-13

Player	avg	gp-gs	ab	r	h	2b	3b	hr	rbi	tb	slg%	bb	hp	so	gdp	ob%	sf	sh	sb-att	po	a	e	fld%	
18 Irish, Ike	.365	57-57	233	48	85	24	1	6	50	129	.554	26	5	45	7	.433	4	0	3-3	100	3	3	.972	
8 Ware, Bryson	.350	57-57	220	65	77	11	1	24	63	162	.736	28	9	45	6	.435	5	3	6-8	37	75	10	.918	
27 Peirce, Bobby	.347	45-44	176	43	61	10	2	5	26	90	.511	15	8	36	1	.416	3	0	4-5	91	7	4	.961	
7 Foster, Cole	.333	54-54	219	56	73	13	0	13	49	125	.571	29	7	50	3	.426	1	2	5-7	69	135	5	.976	
3 Stanfield, Chris	.281	49-39	160	33	45	8	2	3	21	66	.413	18	4	45	1	.366	1	2	9-11	88	3	1	.989	
5 Howell, Kason	.276	56-56	210	38	58	23	3	4	39	99	.471	27	9	44	3	.379	2	2	6-6	157	3	1	.994	
26 McMurray, Cooper	.271	42-40	133	37	36	6	0	14	48	84	.632	44	4	51	1	.459	2	0	1-1	255	9	1	.996	
14 Kirby, Justin	.246	39-34	130	26	32	9	1	8	29	67	.515	27	3	45	0	.383	2	1	6-6	56	2	0	1.000	
1 Green, Caden	.211	51-48	147	23	31	4	0	2	21	41	.279	21	7	37	4	.331	3	5	2-3	76	104	3	.984	
24 LaRue, Nate	.174	47-44	138	17	24	2	0	5	15	41	.297	18	3	57	1	.281	1	1	4-6	366	31	3	.993	

11 Miller, Gavin	.273	14-4	22	3	6	2	0	0	2	8	.364	4	3	8	0	.448	0	0	0-0	4	12	2	.889	
2 Hall, Josh	.267	21-3	15	6	4	0	0	0	4	4	.267	3	0	6	0	.389	0	0	1-1	5	1	0	1.000	
4 Wright, Carter	.226	20-7	31	3	7	0	0	0	7	7	.226	5	2	5	2	.359	1	0	0-0	76	13	0	1.000	
6 Dyal, Ryan	.222	12-7	27	4	6	0	0	0	3	6	.222	3	2	6	0	.344	0	0	0-0	43	4	1	.979	
10 Wortham, Brody	.222	17-3	27	6	6	0	0	0	5	6	.222	3	2	5	0	.344	0	0	0-0	30	6	1	.973	
16 Hill, Cam	.200	10-4	15	1	3	0	0	0	2	3	.200	4	0	5	2	.368	0	0	0-0	19	0	0	1.000	
31 Bello, Mike	.156	16-5	32	4	5	0	0	0	3	5	.156	2	0	9	0	.200	1	0	0-0	10	0	0	1.000	
9 Moss, Brody	.150	15-7	20	4	3	0	0	0	5	3	.150	6	1	5	0	.357	1	0	0-0	8	11	1	.950	
Totals	.287	57	1955	417	562	112	10	84	392	946	.484	283	69	504	31	.392	27	16	47-57	1500	462	44	.978	
Opponents	.271	57	1944	351	527	105	3	55	329	803	.413	285	65	494	28	.378	24	14	38-50	1465	467	48	.976	

LOB - Team (468), Opp (481). DPs turned - Team (39), Opp (37). IBB - Team (8), Ware, B. 5, Foster, C. 1, Irish, I. 1, Stanfield, C 1, Opp (5). Picked off - Hall, J. 1, LaRue, N. 1.

(All games Sorted by Earned run avg)

Player	era	w-l	app	gs	cg	sho	sv	ip	h	r	er	bb	so	2b	3b	hr	b/avg	wp	hp	bks	sfa	sha
21 Vail, Tommy	3.46	5-1	16	13	0	0/0	0	65.0	41	29	25	40	77	8	0	3	.181	3	4	0	2	1
29 Herberholz, Christia	4.18	1-3	17	8	0	0/0	0	47.1	51	26	22	22	41	15	0	5	.283	4	2	0	2	3
33 Cannon, Will	4.41	3-2	23	3	0	0/0	5	49.0	54	27	24	28	44	15	0	4	.287	5	8	0	4	2
46 Allsup, Chase	5.47	1-2	20	8	0	0/1	2	49.1	53	33	30	33	49	7	1	6	.273	7	5	0	3	2
25 Bauman, Tanner	5.77	4-1	22	3	0	0/1	1	53.0	53	35	34	28	42	9	1	7	.260	4	12	1	2	2

45 Gonzalez, Joseph	0.00	1-0	1	1	0	0/0	0	5.0	2	0	0	0	1	1	0	0	.125	0	0	0	0	0
23 Carlson, Parker	4.50	1-1	15	0	0	0/0	1	16.0	17	10	8	16	20	1	0	0	.266	1	2	0	1	0
41 Armstrong, John	5.40	6-2	22	1	0	0/0	2	36.2	38	27	22	20	34	4	0	5	.266	5	8	2	2	2
77 Crotchfelt, Zach	5.62	1-2	17	6	0	0/0	1	41.2	41	32	26	25	45	7	1	5	.252	5	1	0	0	0
12 Nelson, Drew	6.34	3-3	18	5	1	0/0	1	32.2	26	24	23	20	32	9	0	3	.220	4	6	2	4	0
43 Isbell, Chase	6.37	3-1	22	1	0	0/0	2	29.2	33	21	21	17	38	3	0	6	.280	3	4	0	0	1
54 Copeland, Konner	7.49	4-2	16	6	0	0/0	0	39.2	56	35	33	12	39	18	0	4	.337	0	4	0	3	0
17 Horne, Trevor	9.64	0-1	9	0	0	0/0	0	9.1	11	10	10	6	9	0	0	1	.282	1	0	0	0	0
22 Murphy, Hayden	11.00	1-0	12	1	0	0/0	0	18.0	32	22	22	8	11	6	0	6	.386	2	3	0	1	1
20 Sheehan, Tommy	13.50	0-1	4	1	0	0/0	0	2.2	3	4	4	6	6	0	0	0	.273	1	3	0	0	0
44 Olson, Ryan	18.00	0-0	4	0	0	0/0	0	2.0	6	4	4	2	3	0	0	0	.545	0	0	0	0	0
47 Keshock, Cameron	36.00	0-0	5	0	0	0/0	0	3.0	10	12	12	2	3	2	0	0	.526	1	3	0	0	0
Totals	5.76	34-22	57	57	1	1/1	15	500.0	527	351	320	285	494	105	3	55	.271	46	65	5	24	14
Opponents	7.17	22-34	57	57	0	2/2	13	488.1	562	417	389	283	504	112	10	84	.287	58	69	5	27	16

PB - Team (13), LaRue, N. 10, Wright, C. 3, Opp (6). Pickoffs - Team (9), LaRue, N. 6, Crotchfelt, Z 1, Copeland, K. 1, Cannon, W. 1, Opp (2). SBA/ATT - LaRue, N. (26-35), Allsup, C. (5-7), Crotchfelt, Z (4-6), Nelson, D. (6-6), Bauman, T. (5-6), Irish, I. (5-5), Wright, C. (4-5), Herberholz, C (2-5), Cannon, W. (2-4), Horne, T. (3-3), Vail, T. (2-3), Carlson, P. (3-3), Dyal, R. (3-3), Olson, R. (2-2), Isbell, C. (2-2), Copeland, K. (0-1), Sheehan, T. (1-1), Murphy, H. (1-1).

SEC STATS



**2023 Auburn Baseball
Conference statistics for Auburn (as of May 22, 2023)
(SEC games only Sorted by Batting avg)**



Record: 17-13 Home: 10-5 Away: 7-8 SEC: 17-13

Player	avg	gp-gs	ab	r	h	2b	3b	hr	rbi	tb	slg%	bb	hp	so	gdp	ob%	sf	sh	sb-att	po	a	e	fld%	
8 Ware, Bryson	.333	30-30	120	38	40	4	0	12	29	80	.667	12	6	25	4	.420	0	1	2-3	21	37	7	.892	
27 Peirce, Bobby	.318	27-27	110	27	35	6	1	4	11	55	.500	10	6	27	1	.402	1	0	3-4	57	4	2	.968	
26 McMurray, Cooper	.310	26-24	84	22	26	4	0	11	35	63	.750	25	2	32	0	.469	2	0	1-1	145	7	0	1.000	
5 Howell, Kason	.288	30-30	111	19	32	10	3	2	21	54	.486	14	5	24	3	.389	1	0	5-5	86	3	1	.989	
7 Foster, Cole	.285	30-30	123	28	35	8	0	7	22	64	.520	16	3	30	1	.380	0	1	2-2	40	69	2	.982	
18 Irish, Ike	.275	30-30	120	23	33	7	0	5	24	55	.458	12	4	25	3	.353	3	0	1-1	60	1	3	.953	
3 Stanfield, Chris	.248	29-25	101	21	25	4	0	1	9	32	.317	14	1	32	0	.342	1	2	4-6	54	3	1	.983	
24 LaRue, Nate	.241	25-25	79	11	19	2	0	5	11	36	.456	7	3	29	1	.326	0	1	1-3	198	15	2	.991	
1 Green, Caden	.210	28-28	81	10	17	1	0	2	16	24	.296	11	3	22	2	.320	2	4	1-1	48	52	1	.990	

10 Wortham, Brody	.400	4-0	5	2	2	0	0	0	2	2	.400	1	0	1	0	.500	0	0	0-0	0	1	0	1.000	
4 Wright, Carter	.273	7-3	11	1	3	0	0	0	4	3	.273	2	1	0	0	.400	1	0	0-0	32	6	0	1.000	
14 Kirby, Justin	.222	14-11	45	2	10	1	0	1	5	14	.311	5	1	21	0	.314	0	0	3-3	21	0	0	1.000	
6 Dyal, Ryan	.143	4-1	7	0	1	0	0	0	0	1	.143	0	1	3	0	.250	0	0	0-0	12	0	0	1.000	
11 Miller, Gavin	.111	8-1	9	0	1	1	0	0	0	2	.222	0	2	4	0	.273	0	0	0-0	1	3	0	1.000	
31 Bello, Mike	.077	5-3	13	0	1	0	0	0	0	1	.077	0	0	4	0	.077	0	0	0-0	1	0	0	1.000	
2 Hall, Josh	.000	5-1	4	1	0	0	0	0	0	0	.000	0	0	1	0	.000	0	0	0-0	2	0	0	1.000	
9 Moss, Brody	.000	6-1	3	0	0	0	0	0	0	0	.000	0	0	1	0	.000	0	0	0-0	2	1	0	1.000	
16 Hill, Cam	.000	1-0	1	0	0	0	0	0	0	0	.000	0	0	1	0	.000	0	0	0-0	0	0	0	.000	
Totals	.273	30	1027	205	280	48	4	50	189	486	.473	129	38	282	15	.371	11	9	23-29	783	222	24	.977	
Opponents	.274	30	1014	198	278	55	2	30	186	427	.421	170	42	252	18	.396	11	6	15-22	781	241	21	.980	

LOB - Team (228), Opp (262). DPs turned - Team (23), Opp (19). IBB - Team (4), Ware, B. 2, Irish, I. 1, Stanfield, C 1, Opp (2). Picked off - Hall, J. 1, LaRue, N. 1.

(SEC games only Sorted by Earned run avg)

Player	era	w-l	app	gs	cg	sho	sv	ip	h	r	er	bb	so	2b	3b	hr	b/avg	wp	hp	bk	sfa	sha
29 Herberholz,Christia	2.30	1-1	10	5	0	0/0	0	31.1	26	10	8	15	27	7	0	2	.234	0	2	0	0	2
46 Allsup, Chase	4.15	1-1	10	3	0	0/1	0	21.2	21	13	10	17	20	1	1	2	.244	3	3	0	1	1
21 Vail, Tommy	4.21	3-1	10	9	0	0/0	0	47.0	37	24	22	30	54	7	0	3	.219	3	4	0	1	1
33 Cannon, Will	4.25	2-0	13	3	0	0/0	2	29.2	30	14	14	17	25	9	0	2	.273	4	6	0	2	1
54 Copeland, Konner	6.00	3-1	8	2	0	0/0	0	21.0	24	16	14	5	21	6	0	2	.286	0	3	0	1	0
25 Bauman, Tanner	6.61	3-1	14	1	0	0/1	1	32.2	30	24	24	19	23	6	0	5	.242	4	8	1	1	0
77 Crotchfelt, Zach	7.59	1-2	10	3	0	0/0	0	21.1	27	24	18	14	22	5	1	4	.300	1	1	0	0	0

44 Olson, Ryan	0.00	0-0	1	0	0	0/0	0	0.1	0	0	0	0	0	0	0	0	.000	0	0	0	0	0
23 Carlson, Parker	6.00	0-0	6	0	0	0/0	1	6.0	8	4	4	8	5	0	0	0	.320	0	0	0	0	0
41 Armstrong, John	6.75	2-2	9	1	0	0/0	0	14.2	25	15	11	9	11	3	0	2	.385	1	5	2	2	0
12 Nelson, Drew	8.10	1-2	10	2	0	0/0	1	13.1	10	12	12	13	17	4	0	2	.213	1	3	1	2	0
43 Isbell, Chase	8.74	0-0	12	0	0	0/0	1	11.1	14	11	11	9	14	3	0	3	.304	2	3	0	0	1
22 Murphy, Hayden	15.63	0-0	5	0	0	0/0	0	6.1	12	11	11	4	7	3	0	3	.414	2	0	0	1	0
47 Keshock, Cameron	36.00	0-0	3	0	0	0/0	0	2.0	7	8	8	1	2	1	0	0	.538	1	2	0	0	0
20 Sheehan, Tommy	36.00	0-1	2	1	0	0/0	0	1.0	2	4	4	4	2	0	0	0	.400	1	2	0	0	0
17 Horne, Trevor	54.00	0-1	3	0	0	0/0	0	1.1	5	8	8	5	2	0	0	0	.556	0	0	0	0	0
Totals	6.17	17-13	30	30	0	1/1	6	261.0	278	198	179	170	252	55	2	30	.274	23	42	4	11	6
Opponents	6.57	13-17	30	30	0	2/2	9	260.1	280	205	190	129	282	48	4	50	.273	32	38	2	11	9

PB - Team (8), LaRue, N. 7, Wright, C. 1, Opp (4). Pickoffs - Team (5), LaRue, N. 4, Cannon, W. 1, Opp (2). SBA/ATT - LaRue, N. (10-15), Irish, I. (5-5), Herberholz,C (1-4), Crotchfelt,Z (3-4), Nelson, D. (4-4), Cannon, W. (0-2), Horne, T. (2-2), Vail, T. (1-2), Bauman, T. (2-2), Carlson, P. (1-1), Wright, C. (0-1), Allsup, C. (1-1).

LAST 10 STATS



**2023 Auburn Baseball
Overall Statistics for Auburn (as of Jun 02, 2023)
(Last 10 Sorted by Batting avg)**



Record: 7-3 Home: 3-1 Away: 3-0 Neutral: 1-2 SEC: 6-0

Player	avg	gp-gs	ab	r	h	2b	3b	hr	rbi	tb	slg%	bb	hp	so	gdp	ob%	sf	sh	sb-att	po	a	e	fld%	
7 Foster, Cole	.409	10-10	44	13	18	2	0	6	14	38	.864	3	4	7	0	.490	0	0	2-2	12	22	2	.944	
18 Irish, Ike	.390	10-10	41	10	16	5	0	3	9	30	.732	4	2	8	0	.468	0	0	1-1	0	0	0	.000	
8 Ware, Bryson	.357	10-10	42	13	15	1	0	5	9	31	.738	5	1	9	1	.429	1	0	2-2	6	5	2	.846	
5 Howell, Kason	.313	10-10	32	6	10	4	0	0	7	14	.438	10	3	5	0	.511	0	1	1-1	37	1	1	.974	
27 Peirce, Bobby	.282	10-10	39	5	11	3	0	0	3	14	.359	5	4	11	0	.417	0	0	2-3	29	1	1	.968	
3 Stanfield, Chris	.244	10-10	45	11	11	3	0	1	5	17	.378	6	0	13	0	.327	1	0	4-5	28	0	0	1.000	
24 LaRue, Nate	.241	9-8	29	5	7	1	0	2	4	14	.483	4	0	12	1	.333	0	0	0-0	58	9	0	1.000	
1 Green, Caden	.214	9-9	28	3	6	0	0	0	6	6	.214	4	1	9	0	.324	1	1	0-0	17	22	0	1.000	
26 McMurray, Cooper	.167	10-10	36	10	6	2	0	2	9	14	.389	12	0	9	1	.367	1	0	1-1	63	0	0	1.000	

10 Wortham, Brody	.333	4-1	9	1	3	0	0	0	1	3	.333	0	1	2	0	.400	0	0	0-0	1	4	0	1.000	
4 Wright, Carter	.333	3-2	6	0	2	0	0	0	1	2	.333	1	0	1	0	.429	0	0	0-0	15	1	0	1.000	
14 Kirby, Justin	.000	2-0	2	0	0	0	0	0	0	0	.000	0	0	2	0	.000	0	0	0-0	1	0	0	1.000	
31 Bello, Mike	.000	1-0	1	0	0	0	0	0	0	0	.000	0	0	1	0	.000	0	0	0-0	0	0	0	.000	
9 Moss, Brody	.000	2-0	1	0	0	0	0	0	1	0	.000	1	0	1	0	.500	0	0	0-0	0	0	0	.000	
2 Hall, Josh	.000	1-0	0	1	0	0	0	0	0	0	.000	0	0	0	0	.000	0	0	0-0	0	0	0	.000	
Totals	.296	10	355	78	105	21	0	19	69	183	.515	55	16	90	3	.409	4	2	13-15	267	69	7	.980	
Opponents	.240	10	333	43	80	10	0	6	42	108	.324	30	9	74	3	.314	7	3	6-9	261	84	7	.980	

LOB - Team (93), Opp (72). DPs turned - Team (4), Opp (4). IBB - Team (1), Ware, B. 1.

(Last 10 Sorted by Earned run avg)

Player	era	w-l	app	gs	cg	sho	sv	ip	h	r	er	bb	so	2b	3b	hr	b/avg	wp	hp	bk	sfa	sha		
21 Vail, Tommy	2.63	1-0	3	2	0	0/0	0	13.2	7	6	4	5	11	1	0	0	.149	1	1	0	1	0		
46 Allsup, Chase	2.79	1-1	4	4	0	0/1	0	19.1	13	7	6	8	17	1	0	0	.188	1	1	0	1	0		
33 Cannon, Will	2.89	1-1	5	0	0	0/0	0	9.1	9	4	3	2	6	1	0	0	.273	2	1	0	2	1		
25 Bauman, Tanner	4.72	1-0	5	0	0	0/1	1	13.1	13	7	7	2	8	2	0	2	.255	0	3	0	0	0		
54 Copeland, Konner	4.91	1-1	3	2	0	0/0	0	11.0	15	6	6	2	11	3	0	1	.326	0	0	0	2	0		

29 Herberholz,Christia	0.00	0-0	1	1	0	0/0	0	2.0	1	0	0	0	0	0	0	0	.143	0	0	0	0	0		
43 Isbell, Chase	3.18	1-0	3	0	0	0/0	0	5.2	8	2	2	3	5	0	0	1	.320	2	1	0	0	0		
77 Crotchfelt, Zach	3.68	0-0	4	0	0	0/0	1	7.1	5	3	3	2	9	2	0	0	.185	0	0	0	0	1		
12 Nelson, Drew	7.36	1-0	3	1	0	0/0	0	3.2	5	3	3	1	4	0	0	1	.333	0	2	1	1	0		
41 Armstrong, John	7.71	0-0	2	0	0	0/0	0	2.1	2	3	2	5	2	0	0	0	.286	2	0	0	0	1		
47 Keshock, Cameron	13.50	0-0	1	0	0	0/0	0	0.2	1	1	1	0	1	0	0	0	.333	0	0	0	0	0		
22 Murphy, Hayden	13.50	0-0	1	0	0	0/0	0	0.2	1	1	1	0	0	0	0	1	.333	0	0	0	0	0		
Totals	3.84	7-3	10	10	0	1/1	2	89.0	80	43	38	30	74	10	0	6	.240	8	9	1	7	3		
Opponents	7.55	3-7	10	10	0	0/0	1	87.0	105	78	73	55	90	21	0	19	.296	12	16	0	4	2		

PB - Team (0), Opp (2). Pickoffs - Team (1), LaRue, N. 1. SBA/ATT - LaRue, N. (4-7), Allsup, C. (3-4), Bauman, T. (2-3), Wright, C. (2-2), Cannon, W. (0-1), Nelson, D. (1-1).

SEC TOURNAMENT STATS



**2023 Auburn Baseball
Overall Statistics for Auburn (as of May 25, 2023)
(SEC Tournament Sorted by Batting avg)**



Record: 1-2 Home: 0-0 Away: 0-0 Neutral: 1-2 SEC: 0-0

Player	avg	gp-gs	ab	r	h	2b	3b	hr	rbi	tb	slg%	bb	hp	so	gdp	ob%	sf	sh	sb-att	po	a	e	fld%	
7 Foster, Cole	.364	3-3	11	4	4	0	0	2	5	10	.909	0	3	5	0	.500	0	0	0-0	8	9	1	.944	
18 Irish, Ike	.364	3-3	11	1	4	3	0	0	0	7	.636	3	0	2	0	.500	0	0	0-0	0	0	0	.000	
8 Ware, Bryson	.333	3-3	12	3	4	0	0	3	6	13	1.083	1	0	1	0	.357	1	0	1-1	2	1	1	.750	
10 Wortham, Brody	.333	2-1	6	0	2	0	0	0	1	2	.333	0	0	2	0	.333	0	0	0-0	0	4	0	1.000	
3 Stanfield, Chris	.308	3-3	13	4	4	1	0	1	2	8	.615	1	0	3	0	.357	0	0	3-3	8	0	0	1.000	
5 Howell, Kason	.222	3-3	9	0	2	0	0	0	0	2	.222	2	1	1	0	.417	0	1	0-0	10	0	0	1.000	
24 LaRue, Nate	.167	3-2	6	2	1	0	0	0	0	1	.167	2	0	4	0	.375	0	0	0-0	18	1	0	1.000	
27 Peirce, Bobby	.111	3-3	9	0	1	1	0	0	2	2	.222	3	0	3	0	.333	0	0	1-1	5	0	1	.833	
26 McMurray, Cooper	.091	3-3	11	3	1	1	0	0	1	2	.182	3	0	5	1	.286	0	0	0-0	18	0	0	1.000	
1 Green, Caden	.000	2-2	6	1	0	0	0	0	0	0	.000	1	0	2	0	.143	0	0	0-0	3	3	0	1.000	

14 Kirby, Justin	.000	1-0	2	0	0	0	0	0	0	0	.000	0	0	2	0	.000	0	0	0-0	1	0	0	1.000	
31 Bello, Mike	.000	1-0	1	0	0	0	0	0	0	0	.000	0	0	1	0	.000	0	0	0-0	0	0	0	.000	
4 Wright, Carter	.000	1-1	1	0	0	0	0	0	0	0	.000	1	0	1	0	.500	0	0	0-0	2	0	0	1.000	
Totals	.235	3	98	18	23	6	0	6	17	47	.480	17	4	32	1	.367	1	1	5-5	75	19	3	.969	
Opponents	.277	3	94	17	26	3	0	1	16	32	.340	15	1	19	1	.365	5	1	4-5	78	24	1	.990	

LOB - Team (25), Opp (24). DPs turned - Team (2), Opp (1).

(SEC Tournament Sorted by Earned run avg)

Player	era	w-l	app	gs	cg	sho	sv	ip	h	r	er	bb	so	2b	3b	hr	b/avg	wp	hp	bk	sfa	sha
43 Isbell, Chase	0.00	1-0	1	0	0	0/0	0	3.0	3	0	0	2	2	0	0	0	.250	1	0	0	0	0
33 Cannon, Will	0.00	0-0	1	0	0	0/0	0	3.0	2	0	0	0	0	0	0	0	.222	0	0	0	1	0
77 Crotchfelt, Zach	0.00	0-0	1	0	0	0/0	1	2.1	1	0	0	0	4	0	0	0	.125	0	0	0	0	0
21 Vail, Tommy	4.91	0-0	1	1	0	0/0	0	3.2	2	4	2	4	5	0	0	0	.154	0	0	0	1	0
46 Allsup, Chase	5.40	0-1	1	1	0	0/0	0	5.0	3	3	3	4	2	0	0	0	.188	0	0	0	1	0
54 Copeland, Konner	10.80	0-1	1	1	0	0/0	0	3.1	8	4	4	0	2	3	0	1	.471	0	0	0	1	0

12 Nelson, Drew	0.00	0-0	1	0	0	0/0	0	1.0	2	0	0	0	1	0	0	0	.500	0	0	0	1	0
41 Armstrong, John	9.00	0-0	1	0	0	0/0	0	2.0	1	3	2	4	2	0	0	0	.167	2	0	0	0	1
25 Bauman, Tanner	16.20	0-0	1	0	0	0/0	0	1.2	4	3	3	1	1	0	0	0	.444	0	1	0	0	0
Totals	5.04	1-2	3	3	0	0/0	1	25.0	26	17	14	15	19	3	0	1	.277	3	1	0	5	1
Opponents	6.23	2-1	3	3	0	0/0	1	26.0	23	18	18	17	32	6	0	6	.235	2	4	0	1	1

SBA/ATT - Allsup, C. (2-3), LaRue, N. (2-3), Bauman, T. (2-2), Wright, C. (2-2).

GAME SUMMARY



**2023 Auburn Baseball
Games Summary for Auburn (as of Jun 02, 2023)
(All games)**



Score by innings	1	2	3	4	5	6	7	8	9	EX	Total
Auburn	64	40	54	50	42	59	30	42	34	2	417
Opponents	52	30	37	43	33	40	34	52	23	7	351

Record when ...

Overall	34-22-1	After 6 leading	27-4-1
Conference	17-13 trailing	6-16
Non-Conference	17-9-1 tied	1-2
Home games	23-10-1	After 7 leading	24-2
Away games	8-10 trailing	5-19
Neutral site	3-2 tied	2-1-1
Day games	13-13-1	After 8 leading	25-0
Night games	21-9 trailing	1-19
vs Left starter	8-5 tied	2-2-1
vs Right starter	26-17-1		
1-Run games	8-5	Hit 0 home runs	3-8
2-Run games	3-2	... 1 home run	14-9
5+Run games	15-10	... 2+ home runs	17-5-1
Extra innings	2-2		
Shutouts	1-2	Opponent 0 home runs	18-6
	 1 home run	11-10
	 2+ HRs	5-6-1
Scoring 0-2 runs	1-6		
..... 3-5 runs	4-8		
..... 6-9 runs	15-7	Made 0 errors	20-8
..... 10+ runs	14-1-1 1 error	8-9-1
	 2+ errors	6-5
Opponent 0-2 runs	11-0		
..... 3-5 runs	14-3	Opp. made 0 errors	13-13
..... 6-9 runs	6-12 1 error	11-7
..... 10+ runs	3-7-1 2+ errors	10-2-1
Scored in 1st inning	12-6-1	Out-hit opponent	26-5
Opp. scored in 1st	9-14-1	Out-hit by opponent	5-16
Scores first	19-8	Hits are tied	3-1-1
Opp. scores first	15-14-1		

Record when team scores:

Runs	0	1	2	3	4	5	6	7	8	9	10+
W-L	0-2	0-1	1-3	0-3	3-2	1-3	4-1	4-4	5-2	2-0	14-1

Record when opponent scores:

Runs	0	1	2	3	4	5	6	7	8	9	10+
W-L	1-0	7-0	3-0	7-1	4-1	3-1	3-4	1-2	1-4	1-2	3-7

Record when leading after:

Inn.	1	2	3	4	5	6	7	8
W-L	11-2	15-4	19-6	23-7	24-5	27-4	24-2	25-0

Record when trailing after:

Inn.	1	2	3	4	5	6	7	8
W-L	6-12	8-13	7-13	7-13	8-14	6-16	5-19	1-19

Record when tied after:

Inn.	1	2	3	4	5	6	7	8
W-L	17-8	11-5	8-3	4-2	2-3	1-2	2-1	2-2

Current losing streak: 3
 Longest winning streak: 10
 Longest losing streak: 4

Home attendance : 125852 (34 dates avg = 3701)
 Away attendance : 163404 (23 dates avg = 7104)
 Total attendance: 289256 (57 dates avg = 5074)

TV/RADIO ROSTER



1 CADEN GREEN



2 JOSH HALL




3 CHRIS STANFIELD



4 CARTER WRIGHT



5 KASON HOWELL



6 RYAN DYAL



7 COLE FOSTER



8 BRYSON WARE



9 BRODY MOSS



10 BRODY WORTHAM



11 GAVIN MILLER



12 DREW NELSON




14 JUSTIN KIRBY




16 CAM HILL



17 TREVOR HORNE



18 IKE IRISH



20 TOMMY SHEEHAN



21 TOMMY VAIL



22 HAYDEN MURPHY



23 PARKER CARLSON



24 NATE LARUE



25 TANNER BAUMAN



26 COOPER MCMURRAY



27 BOBBY PEIRCE




28 ELLIOT BRAY



29 CHRISTIAN HERBERHOLZ



31 MIKE BELLO



33 WILL CANNON



41 JOHN ARMSTRONG



43 CHASE ISBELL




44 RYAN OLSON



45 JOSEPH GONZALEZ



46 CHASE ALLSUP




47 CAMERON KESHOCK



51 TY MAULDIN



54 KONNER COPELAND



77 ZACH CROTCHFELT



30 BUTCH THOMPSON



36 KARL NONEMAKER



39 GABE GROSS



40 DARON SCHOENROCK