

MISSISSIPPI STATE FOOTBALL

THE MATCHUP: GAME 5



MISSISSIPPI STATE BULLDOGS (3-1, 1-0 SEC)

at



#7/7 AUBURN TIGERS (4-0, 1-0 SEC)

September 28, 2019 • 6 p.m. CT • Auburn, Ala. • Jordan-Hare Stadium (87,451)

STORYLINES

- With a 1-0 start to SEC play for the third time in the last four years, the Bulldogs will play its first SEC road game of the season Saturday when they travel to Auburn, Alabama, to take on the No. 7 Tigers in an ESPN primetime showdown.
- State enters the game with a 3-1 mark (1-0 SEC) following last week's 28-13 win at home against Kentucky. Auburn is 4-0 overall and 1-0 in SEC action, highlighted by victories over No. 13 Oregon and No. 23 Texas A&M.
- This will be MSU's first game against a ranked opponent this season. The last time State earned a road SEC win was in 2017 at No. 24 Texas A&M (35-14). MSU's 34-29 win at No. 8 LSU in 2014 was its last road win over a top-10 team.
- State won last year's meeting against Auburn in Starkville. The win was the Bulldogs' largest margin of victory over a top-10 team since beating No. 2 Auburn, 38-23, on Oct. 11, 2014, a game that catapulted MSU to its first No. 1 ranking. Since that memorable season, MSU has produced five victories over top-10 teams.
- The Bulldogs have won four out of their last five SEC games dating back to the 2018 season.
- QB **Garrett Shrader** was named SEC Freshman of the Week after leading MSU past Kentucky, 28-13, in its SEC opener last Saturday in his first career start. He accounted for 305 yards of total offense, including rushing for 125 yards on 11 carries, and was an efficient 17-of-22 for 180 yards through the air.
- QB **Garrett Shrader** is the first MSU offensive freshman to earn SEC Freshman of the Week honors since RB LaDarius Perkins on Nov. 27, 2010. He is the first freshman overall since LB **Leo Lewis'** performance in the Egg Bowl on Nov. 28, 2016, and he is the first MSU true freshman QB to earn the honor. QB Tyler Russell captured it as a redshirt freshman on Sept. 4, 2010 vs. Memphis.
- RB **Kylin Hill** is arguably the most dominant rusher in the nation so far this season and on his way to being one of the most prolific running backs in MSU history. Hill has rushed 91 times for an SEC-best 551 yards (6.1 yards per carry) and five touchdowns. He leads or is tied for the SEC lead in nine different categories and is top five in the FBS in six.
- MSU and Ohio State are the only teams in the Power 5 to rush for 200+ yards in four games this season. Under head coach **Joe Moorhead**, State has topped the 200-yard rushing mark 12 times out of 17 games. State's 12 games with 200+ rushing yards since 2018 are tied for the most in the SEC and tied for second most in the Power 5 during that stretch.
- DC **Bob Shoop's** defense has recorded a takeaway in 20 straight games, which is the second longest active streak in the nation. The streak began at Arkansas on Nov. 18, 2017. State has totaled 38 takeaways during the streak.
- S **Brian Cole II** leads the SEC in tackles for loss (5.5) which is also tied for second most in the FBS among defensive backs. Cole also has a team-high 2.0 sacks, which is the most in the SEC among defensive backs. He has recorded at least 1.0 tackle for loss in three of four games this season and has a sack in two of the last three weeks. Cole is also tied for the SEC lead in total pressures with a pair of sacks and three hurries, according to Pro Football Focus.

NUMBERS TO KNOW

316

Yards after contact this season by RB **Kylin Hill**, which is the most in the SEC and fifth most in the FBS

72

10+ yard plays from scrimmage by the Bulldogs this season, which ranks fifth in the SEC and 15th in the FBS

10

Third down conversions allowed by MSU this year out of 41 attempts (24.4%), which is the fewest in the SEC and eighth fewest in the FBS

9

Games with 400+ yards of total offense by MSU under **Joe Moorhead** (Bulldogs are 9-0 in those games)

13

Games out of the last 17 that MSU has had at least one player rush for 100+ yards (State is 10-3 in those games)

1

Sack allowed in 29 career starts on the offensive line by Rimington Trophy candidate C **Darryl Williams**

BROADCAST INFORMATION

TV: ESPN

Play-by-Play: Sean McDonough
Analyst: Todd Blackledge
Reporter: Holly Rowe

RADIO: MSU SPORTS RADIO NETWORK

Play-by-Play: Neil Price
Analyst: Matt Wyatt
Sideline: Jay Perry

SATELLITE RADIO

Sirius: 111 | **XM:** 202 | **Internet:** 965

TEAM INFORMATION

MISSISSIPPI STATE

Head Coach: Joe Moorhead (Fordham, 1996)
Rankings: RV (AP) / RV (Coaches)
Overall Record: 41-19 (sixth season)
Overall On-Field Record: 49-19 (sixth season)
Mississippi State Record: 3-6 (second season)
Mississippi State On-Field Record: 11-6 (second season)

AUBURN

Head Coach: Gus Malzahn (Henderson State, 1990)
Rankings: #7 (AP) / #7 (Coaches)
Overall Record: 66-30 (eighth season)
Auburn Record: 57-27 (seventh season)

2019 MISSISSIPPI STATE SCHEDULE

Overall: 3-1 | SEC: 1-0 | H: 2-1 | A: 1-0 | N: 0-0

AUGUST (1-0)

31 at Louisiana (New Orleans) ESPNU W, 38-28

SEPTEMBER (2-1)

7 Southern Miss ESPNU W, 38-15

14 Kansas State ESPN L, 31-24

21 Kentucky * SEC Network W, 28-13

28 at #7/7 Auburn * ESPN 6 p.m.

OCTOBER (0-0)

12 at Tennessee * TBA TBA

19 #4/5 LSU * TBA TBA

26 at #23/21 Texas A&M * TBA TBA

NOVEMBER (0-0)

2 at Arkansas * TBA TBA

16 #2/2 Alabama * TBA TBA

23 Abilene Christian (HC) TBA TBA

28 Ole Miss * ESPN 6:30 p.m.

MISSISSIPPI STATE COACHING STAFF

Joe Moorhead, head coach (2nd)
Tony Hughes, associate head coach/tight ends (8th, 2nd stint)*
Terry Richardson, assistant head coach/run game coord./RBs (1st)
Deke Adams, defensive line (1st)
Andrew Breiner, pass game coordinator/QBs (2nd)*
Terrell Buckley, cornerbacks (4th)
Marcus Johnson, offensive line (2nd)
Michael Johnson, wide receivers (1st)
Joey Jones, special teams coordinator (2nd)
Chris Marve, defensive run game coordinator/LBs (1st)
Bob Shoop, defensive coordinator/safeties (2nd)*

* - denotes in the booth



GAME 5 DEPTH CHART: AUBURN

OFFENSE

| | | | | | |
|---------------|---------|---------------------|------|-----|---------|
| WR (X) | 1 | Stephen Guidry | 6-4 | 200 | Sr.-1L |
| | 3 | Devonta Jason | 6-3 | 225 | So.-1L |
| | 18 | Cameron Gardner | 6-4 | 220 | Fr.-RS |
| WR (H) | 2 | Dedrick Thomas | 5-9 | 190 | Sr.-3L |
| | 12 | Isaiah Zuber | 6-0 | 190 | Sr.-GTR |
| | 85 | Austin Williams | 6-3 | 200 | So.-1L |
| WR (Z) | 5 | Osirus Mitchell | 6-5 | 210 | Jr.-2L |
| | 4 | JaVonta Payton | 6-1 | 180 | Jr.-JC |
| | 9 | Malik Dear | 5-9 | 220 | Sr.-3L |
| LT | 78 | Tyre Phillips | 6-5 | 345 | Sr.-1L |
| | 69 | Kwatrivous Johnson | 6-7 | 330 | Fr.-RS |
| LG | 56 | Dareuan Parker | 6-4 | 330 | Jr.-2L |
| | 75 | Michael Story | 6-4 | 300 | Sr.-3L |
| C | 73 | Darryl Williams | 6-3 | 310 | Sr.-2L |
| | 79 | Evans Wilkerson | 6-5 | 310 | Sr.-3L |
| RG | 51 | Stewart Reese | 6-5 | 345 | Jr.-2L |
| | 63 | LaQuinston Sharp | 6-3 | 315 | Jr.-JC |
| RT | 55 | Greg Eiland | 6-8 | 335 | Jr.-2L |
| | 70 | Tommy Champion | 6-5 | 320 | Sr.-1L |
| TE | 82 | Farrod Green | 6-4 | 240 | Sr.-3L |
| | 84 | Dontea Jones | 6-4 | 250 | Jr.-2L |
| | -or- 11 | Geor'quarius Spivey | 6-5 | 250 | Fr.-RS |
| | -or- 25 | Brad Cumbest | 6-5 | 250 | Fr.-RS |
| | 88 | Powers Warren | 6-3 | 245 | So.-1L |
| RB | 8 | Kylin Hill | 5-11 | 215 | Jr.-2L |
| | 21 | Nick Gibson | 5-11 | 215 | Sr.-3L |
| | 22 | Lee Witherspoon | 5-10 | 205 | Fr.-HS |
| QB | 7 | Tommy Stevens | 6-5 | 235 | Sr.-GTR |
| | 6 | Garrett Shrader | 6-4 | 220 | Fr.-HS |
| | -or- 10 | Keytaon Thompson | 6-4 | 225 | Jr.-2L |

SPECIALISTS

| | | | | | |
|-----------|---------|------------------|------|-----|---------|
| PK | 47 | Jace Christmann | 6-0 | 200 | Jr.-2L |
| | 26 | Jordan Lawless | 6-0 | 200 | Jr.-SQ |
| KO | 48 | Scott Goodman | 5-10 | 200 | So.-1L |
| P | 37 | Tucker Day | 6-0 | 210 | So.-1L |
| | 97 | Reed Bowman | 6-0 | 200 | Jr.-TR |
| LS | 67 | Paul Blackwell | 5-10 | 210 | Jr.-RS |
| H | 27 | Kody Schexnayder | 5-10 | 195 | Sr.-2L |
| KR | 12 | Isaiah Zuber | 6-0 | 190 | Sr.-GTR |
| | -or- 32 | Brian Cole II | 6-2 | 210 | Sr.-1L |
| PR | 9 | Malik Dear | 5-9 | 220 | Sr.-3L |
| | -or- 32 | Brian Cole II | 6-2 | 210 | Sr.-1L |

DEFENSE

| | | | | | |
|-------------|---------|--------------------|------|-----|--------|
| LE | 5 | Chauncey Rivers | 6-3 | 275 | Sr.-1L |
| | 43 | Fletcher Adams | 6-2 | 265 | Sr.-3L |
| DT | 90 | Lee Autry | 6-2 | 305 | Sr.-1L |
| | 84 | Jaden Crumedy | 6-5 | 300 | Fr.-RS |
| | 92 | Kendell Jones | 6-4 | 300 | Sr.-2L |
| NG | 54 | Fabien Lovett | 6-4 | 315 | Fr.-RS |
| | 99 | James Jackson | 6-3 | 315 | So.-1L |
| RE | 42 | Marquiss Spencer | 6-4 | 285 | Jr.-2L |
| | 52 | Kobe Jones | 6-4 | 270 | Jr.-2L |
| WILL | 6 | Willie Gay Jr. | 6-2 | 240 | Jr.-2L |
| | 10 | Leo Lewis | 6-2 | 245 | Sr.-3L |
| | 18 | Aaron Brule | 6-1 | 235 | Fr.-RS |
| MIKE | 40 | Erroll Thompson | 6-1 | 250 | Jr.-2L |
| | 41 | Tim Washington | 6-3 | 240 | Sr.-3L |
| | 30 | Sh'mar Kilby-Lane | 6-2 | 230 | Sr.-1L |
| SAM | 41 | Tim Washington | 6-3 | 240 | Sr.-3L |
| | 30 | Sh'mar Kilby-Lane | 6-2 | 230 | Sr.-1L |
| STAR | 32 | Brian Cole II | 6-2 | 210 | Sr.-1L |
| | 38 | Fred Peters | 5-10 | 200 | Jr.-JC |
| CB | 8 | Maurice Smitherman | 5-10 | 195 | Sr.-3L |
| | 13 | Tyler Williams | 6-2 | 175 | So.-1L |
| | 1 | Martin Emerson | 6-2 | 195 | Fr.-HS |
| FS | 29 | C.J. Morgan | 6-0 | 200 | Jr.-2L |
| | 7 | Marcus Murphy | 6-1 | 200 | So.-1L |
| SS | 11 | Jaquarius Landrews | 6-0 | 200 | Sr.-1L |
| | 35 | Landon Guidry | 6-0 | 195 | So.-1L |
| CB | 3 | Cameron Dantzler | 6-2 | 185 | Jr.-2L |
| | 2 | Jarrian Jones | 6-0 | 190 | Fr.-HS |
| | -or- 16 | Korey Charles | 5-10 | 180 | Jr.-2L |

PRONUNCIATION GUIDE

| | | |
|----|---------------------|--------------------|
| 2 | Jarrian Jones | JAR-ee-un |
| 3 | Devonta Jason | DUH-vahn-tay |
| 4 | JaVonta Payton | JUH-vahn-tay |
| 4 | Dedrick Thomas | rhymes with red |
| 5 | Osirus Mitchell | O-sye-rus |
| 9 | Malik Dear | MUH-leek |
| 11 | Jaquarius Landrews | JUH-quair-ee-us |
| 11 | Geor'quarius Spivey | JUH-quair-ee-us |
| 12 | Isaiah Zuber | ZOO-bur |
| 18 | Aaron Brule | BREW-lay |
| 27 | Kody Schexnayder | SHEX-nye-dur |
| 40 | Erroll Thompson | AIR-uhl |
| 47 | Jace Christmann | Christ-man |
| 55 | Greg Eiland | rhymes with island |
| 56 | Dareuan Parker | DAIR-e-uhn |
| 69 | Kwatrivous Johnson | KWAH-tray-vee-us |
| 78 | Tyre Phillips | TYE-ree |
| 82 | Farrod Green | FUH-rahd |
| 84 | Dontea Jones | DAHN-tay |

2019 MISSISSIPPI STATE FOOTBALL MEDIA SERVICES: GAME 5 VS. AUBURN

23 MONDAY

Coach Moorhead Press Conference

12:30 p.m.
Seal Media Room
SEC Network+

24 TUESDAY

Requested Offensive Players

6:45 p.m.
Seal Media Room

25 WEDNESDAY

Coach Moorhead on SEC Teleconference

11:50 a.m.
Passcode from SEC

**Requested
Defensive Players/OL Coach
Marcus Johnson**
6:35 p.m.
Seal Media Room

26 THURSDAY

Dawg Talk with Joe Moorhead

6:30 p.m. at The Veranda
HailState.com/Plus
100.9 FM Starkville

27 FRIDAY

no media availability

Depart for Montgomery, Ala.,
via charter bus

28 SATURDAY

MSU at #7/7 Auburn
6 p.m. • ESPN
Jordan-Hare Stadium

SEC Nation
9-11 a.m. on SEC Network
Auburn, Ala.

Coach Moorhead and selected
players will be available after
the game in the visiting team
media room.

29 SUNDAY

no media availability

MSU ATHLETIC COMMUNICATIONS FOOTBALL STAFF

Bill Martin, Senior Associate AD/Communications *(Joe Moorhead correspondence)*
662-325-0967 (office) | 662-418-3821 (cell)
BMartin@athletics.msstate.edu | @MSUBillMartin

Brandon Langlois, Associate Director *(player/assistant coach correspondence)*
662-325-0093 (office) | 601-405-5650 (cell)
BLanglois@athletics.msstate.edu | @BMLanglois

Taylor Shirey, Assistant Director
662-325-0967 (office) | 256-899-6482 (cell)
TShirey@athletics.msstate.edu | @taylor_shirey14

GAME-WEEK INTERVIEW POLICIES

Head Coach Joe Moorhead

Head coach Joe Moorhead's game-week press conferences begin Aug. 26 and will be held every Monday of a game week, including Labor Day. The press conference begins at 12:30 p.m. CT in the media room of the Leo Seal Jr. Football Complex. It will be streamed on SEC Network+ via WatchESPN.com and the Watch ESPN app, as well as MSU football's social media platforms. FTP video will be distributed to media on Monday afternoons. On-demand video will be available on HailState.com and MSU's YouTube channel (YouTube.com/HailState). Monday press conferences will not be held during open weeks (Sept. 30, Nov. 4).

Moorhead and the 13 other SEC coaches will be available on the SEC's coaches media teleconference. The teleconferences are every Wednesday from Aug. 28 until Nov. 27. Moorhead's 10-minute segment is scheduled from 11:50 a.m.-12 p.m. CT. Access to the teleconference is distributed by the SEC Communications Office.

Moorhead's weekly radio show, "Dawg Talk," makes its season debut on Thursday, Aug. 29 live from The Veranda in Starkville. The show airs from 6:30-7:30 p.m. CT on affiliates of the MSU Sports Network presented by Learfield, as well as HailState.com/plus and MSU's Facebook page. The show is held every Thursday during a game week with the exception of Egg Bowl week. The Egg Bowl week show will be held on Tuesday, Nov. 26.

Please contact **Bill Martin** for more information regarding Moorhead's media schedule.

Assistant Coaches

During game weeks, one selected assistant coach will be available in the Leo Seal Jr. Football Complex media room following Wednesday's practice. The assistant coach available each week will be distributed on Sundays when the weekly media schedule is announced.

Please contact **Brandon Langlois** for more information regarding assistant coaches.

Student-Athletes

All interviews with student-athletes must be arranged through Brandon Langlois in the MSU Athletic Communications Office. Media members are NOT permitted to contact student-athletes on their own at any time. This includes phone, E-mail, text or through social media platforms. Student-athletes' contact information will not be given out.

During game weeks, requested offensive players will be available following Tuesday's practice, while requested defensive players will be available following Wednesday's practice. All game-week player interviews will be conducted in the media room of the Leo Seal Jr. Football Complex. No player interviews will be conducted on the field. The training room, locker room and housing areas are considered private student-athlete areas and are off limits to the media.

Please submit your player requests to Brandon Langlois 24 hours in advance of the interview sessions. The deadlines are 5 p.m. Mondays for offense and 5 p.m. Tuesdays for defense. Final approval of players available during game week is at the discretion of the MSU Athletic Communications staff. True freshmen and newcomers will only be available if they see significant action in games.

Monday serves as MSU's designated NCAA "off day." Players are not available on Mondays for interviews of any kind.

Postgame Interviews

Head coach Joe Moorhead and selected players will be available for interviews following each game. For home games, Moorhead's press conference and player interviews will be conducted in the Golding Family Media Center located on the north end of Davis Wade Stadium. MSU interviews can be accessed via the northeast tunnel and then through the Dowsing-Bell Plaza. The visiting head coach and players will be available following the game in the visitors' media room located on the second floor of the M-Club Building in the south end zone. This area can be accessed via the left ramp in the south end zone. For road games, Moorhead and selected players will be available in the visitors' media room.

The MSU locker room is closed to media for both home and away games. MSU players and assistant coaches may NOT be approached on the field following games for interviews.

PRACTICES

All practices during the season are closed to the media and public.

LEO SEAL JR. FOOTBALL COMPLEX MEDIA ROOM

Game week media availabilities are held in the media room located on the top floor of the Leo Seal Jr. Football Complex. Media are welcome to work in this room beginning one hour prior to the media availability time and following the media availability.

ROBERT M. HARTLEY PRESS BOX/MEDIA WILL CALL

Media Will Call of Davis Wade Stadium opens three hours prior to kickoff at Gate C (SW side of the stadium across from Barnes and Noble). All patrons, including media, will go through metal detector procedures before entering Davis Wade Stadium. Media will enter at Gate C and all bags will be searched and tagged. For more information, visit HailState.com/metaldetector. The clear bag policy does not apply to credentialed media members.

The Robert M. Hartley Press Box, named for longtime Mississippi State Sports Information Director and administrator Bob Hartley, is located on the 200 level of the west side of Davis Wade Stadium. To access the press box, enter Gate C on the west side of Davis Wade Stadium and take the media elevator to Level 2.

In accordance with Mississippi State Athletic Communications and Football Writers Association of America (FWAA) rules, the Robert M. Hartley Press Box is a working press box and cheering or any other disruptive behavior will not be tolerated. Violators will be asked to leave and may be subject to further disciplinary action.

COLLEGEPRESSBOX.COM

CollegePressBox.com serves as a one-stop shop for all media needs regarding college football. Members can access player headshots, game notes, record books and more for all FBS schools. To apply for access, media are asked to enter their information at collegepressbox.com/register.

IMPORTANT PHONE NUMBERS

MSU Athletic Communications Main Number: (662) 322-8881
Davis Wade Stadium at Scott Field Press Box: (662) 325-3776



JOE MOORHEAD

Second Season
@BallCoachJoeMo

33RD HEAD FOOTBALL COACH AT MISSISSIPPI STATE 2016 & 2017 NATIONAL OFFENSIVE COORDINATOR OF THE YEAR

When Mississippi State Director of Athletics John Cohen was charged with identifying the Bulldogs' 33rd head football coach, he was looking for a man with a pedigree as a winner, an innovator with a blue-collar work ethic and at the forefront, a 'ball coach.' From the beginning of the search, Joe Moorhead was the unequivocal leader. Moorhead, the 2016 and 2017 National Offensive Coordinator of the Year and the mastermind behind Penn State's offensive juggernaut, enters his second season in Starkville in 2019. Officially named head coach on November 29, 2017, Moorhead became just the second MSU head coach to win eight or more games on the field in his debut season and the first since College Football Hall of Famer Allyn McKeen in 1939. The 45-year-old played a pivotal role in conference championships in his four previous coaching stops, including Penn State (2016), Fordham (2014), Connecticut (2010) and Akron (2005).

In his short time in Starkville, the Pittsburgh, Pennsylvania, native has already made a marvelous impact, securing a Top 25 national ranking, a New Year's Day bowl berth, multiple Top 25 recruiting classes, forming relationships around the state of Mississippi and developing a 'good to great' attitude within the program.

Behind one of the SEC's most potent rushing attacks and the nation's No. 1 defense, Moorhead's first State squad defeated two top-20 teams by double digits, won four out of its last five regular-season games and qualified for a school-record ninth-consecutive bowl. The Bulldogs dominated then-No. 8 Auburn, 23-9, on Oct. 6, while quarterback Nick Fitzgerald accounted for 329 yards of total offense as State put away then-No. 16 Texas A&M, 28-13, on Oct. 28.

MSU reclaimed the historic Golden Egg trophy when the Bulldogs throttled rival Ole Miss, 35-3, on Thanksgiving night in Oxford. It represented the largest margin of victory by a first-year MSU head coach in Egg Bowl history. The win also propelled State to a berth in its first-ever Outback Bowl, representing the program's second-most prestigious bowl this decade. Moorhead became just the second coach in Bulldog history to reach a bowl game in his first season, joining Jackie Sherrill's 1991 squad.

State held eight of its opponents to their lowest point total of the season, including then-No. 1 Alabama, No. 10 Florida and No. 16 Texas A&M. Moorhead's first Bulldog team secured the program's second-highest finish ever in the College Football Playoff rankings at No. 18, as well as a No. 25 ranking in the final Coaches poll.

For only the second time in program history and the first since 2000, MSU produced four All-Americans led by first-teamers defensive end Montez Sweat and center Elgton Jenkins as well as safety Johnathan Abram and defensive tackle Jeffery

Simmons. Under Moorhead's guidance, Fitzgerald secured his place as one of the best dual-threat quarterbacks in SEC history as he became the conference's all-time leading quarterback rusher in addition to shattering 13 school records. Six players also earned All-SEC distinction for their year-long performance.

The Bulldogs then made a major impact in the winter and spring of 2019. A school-record eight MSU players were invited to the NFL Combine. In April, three Bulldogs were called in the first round of the 2019 NFL Draft – a first in program history – as Simmons went No. 19 overall (Tennessee), Sweat went No. 26 (Washington) and Abram followed at No. 27 (Oakland). State's three first-round selections tied with Clemson and Alabama for the most in the nation. MSU finished with a three-day total of five draft selections, including Jenkins going in the second round to Green Bay and Gerri Green being chosen by Indianapolis in the sixth round. The four defensive picks were the most in a single draft in school history. An additional seven other Bulldogs signed free agent contracts, including Fitzgerald with Tampa Bay.

Moorhead's recruiting prowess has been evident as well. A year after signing the nation's No. 25 class after just a few weeks on the job, he hauled in the No. 24 ranked class in the spring of 2019 highlighted by the signing of Charles Cross, the first five-star offensive lineman prospect in MSU history and first overall offensive five star since 2002. Moorhead's 12 four-star or greater signees were the most in a two-year span at MSU since at least 2000 when recruiting database rankings began.

Off the field, Moorhead's group has been model citizens in the community and classroom. A total of 32 Bulldogs were recognized on the SEC Academic Honor Roll in his first season. The same fall as State finished in the Top 25 of the final polls, the Bulldogs posted the highest team GPA on record with a 2.84, as five student-athletes earned a perfect 4.0.

As a collegiate student-athlete at Fordham, Moorhead was a three-year starter at quarterback and a team captain as a senior. He was a second-team All-Patriot League pick as a senior, finishing 13th nationally in total offense. He graduated with school single-season records for completions and passing yards. Following his collegiate career, Moorhead spent time in the training camp of the Milwaukee Mustangs of the Arena Football League after playing the 1996 season for the Munich Cowboys of the E.F.A.F.

Moorhead received an English degree from Fordham in 1996. He and his wife, Jennifer, have three children: daughter Kyra (18), son Mason (16) and son Donovan (12). Moorhead, an avid Pittsburgh Steelers and Pirates fan, and his family are active members of the Starkville community.

THE MOORHEAD FILE

Hometown: Pittsburgh, Pa.
Education: Fordham University, 1996 (B.A. English)
Wife: Jennifer
Children: Donovan (12), Mason (16), Kyra (18)
Birthday: November 2, 1973

COACHING CAREER

2018-p: Mississippi State (Head Coach)
 2016-17: Penn State (Offensive Coordinator/QBs)
 2012-15: Fordham (Head Coach)
 2011: Connecticut (Quarterbacks)
 2009-10: Connecticut (Offensive Coordinator/QBs)
 2006-08: Akron (Offensive Coordinator/Quarterbacks)
 2005: Akron (Assistant HC/Pass Game & Recruiting Coord./WRs)
 2004: Akron (WRs/Recruiting Coordinator/Punt Return)
 2003: Georgetown (Offensive Coordinator/Quarterbacks)
 2002: Georgetown (Pass Game Coordinator/Quarterbacks)
 2001: Georgetown (Quarterbacks)
 2000: Georgetown (Running Backs)
 1999: Pittsburgh (Graduate Assistant/Defense)
 1998: Pittsburgh (Graduate Assistant/Recruiting)

BOWL GAMES, PLAYOFF GAMES COACHED IN

2018: Outback Bowl (Mississippi State)
 2017: Rose Bowl (Penn State)
 2015: FCS First Round (Fordham)
 2014: FCS First, Second Round (Fordham)
 2013: FCS First, Second Round (Fordham)
 2011: Fiesta Bowl (Connecticut)
 2010: PapaJohns.com Bowl (Connecticut)
 2005: Motor City Bowl (Akron)

BY THE NUMBERS

8

Wins on the field by MSU in Moorhead's first season, the most victories by a first-year Bulldog head coach since 1939

2

Just the second coach in MSU history to lead the Bulldogs to a bowl game in his first season, joining Jackie Sherrill in 1991

3

Moorhead led Fordham to the 2014 Patriot League title and three straight FCS playoff appearances

MOORHEAD'S YEAR-BY-YEAR HEAD COACHING RECORD

| Year | School | Overall | Conf. | Notable |
|-----------------------|---------------------|-------------------------------|-----------------------------|--|
| 2012 | Fordham | 6-5 | 0-0 | Fordham first winning season since 2007 |
| 2013 | Fordham | 12-2 | 0-0 | FCS Playoffs Second Round, No. 9 ranking |
| 2014 | Fordham | 11-3 | 6-0 | FCS Playoffs Second Round, No. 11 ranking |
| 2015 | Fordham | 9-3 | 5-1 | FCS Playoffs First Round, No. 19 ranking |
| 2018 | Mississippi State | 0-5* (8-5 on field) | 0-4* (4-4 on field) | Outback Bowl, No. 18 CFP ranking, No. 25 Coaches ranking |
| 2019 | Mississippi State | 2-1 | 0-0 | |
| TOTALS | (7th season) | 41-19 (49-19 on field) | 12-5 (16-5 on field) | |
| MSU Record | (2nd season) | 3-6 (11-6 on field) | 1-4 (5-4 on field) | |
| Fordham Record | (4 seasons) | 38-13 | 11-1 | |

*wins vacated by the NCAA Committee on Infractions (Aug. 2019)

ASSOCIATED PRESS POLL (WEEK 5)

| RK. | TEAM | REC. | POINTS |
|-----|----------------|------|--------|
| 1. | Clemson (55) | 4-0 | 1543 |
| 2. | Alabama (6) | 4-0 | 1485 |
| 3. | Georgia (1) | 4-0 | 1400 |
| 4. | LSU | 4-0 | 1344 |
| 5. | Ohio State | 4-0 | 1288 |
| 6. | Oklahoma | 3-0 | 1283 |
| 7. | Auburn | 4-0 | 1169 |
| 8. | Wisconsin | 3-0 | 1071 |
| 9. | Florida | 4-0 | 1022 |
| 10. | Notre Dame | 2-1 | 989 |
| 11. | Texas | 3-1 | 968 |
| 12. | Penn State | 3-0 | 848 |
| 13. | Oregon | 3-1 | 839 |
| 14. | Iowa | 3-0 | 714 |
| 15. | California | 4-0 | 547 |
| 16. | Boise State | 4-0 | 524 |
| 17. | Washington | 3-1 | 498 |
| 18. | Virginia | 4-0 | 430 |
| 19. | Utah | 3-1 | 426 |
| 20. | Michigan | 2-1 | 287 |
| 21. | Southern Cal | 3-1 | 257 |
| 22. | UCF | 3-1 | 252 |
| 23. | Texas A&M | 2-2 | 233 |
| 24. | Kansas State | 3-0 | 230 |
| 25. | Michigan State | 3-1 | 104 |

Others receiving votes: Wake Forest 73, Oklahoma State 57, Southern Methodist 55, Army 46, Memphis 42, Iowa State 31, Appalachian State 24, Washington State 21, Missouri 14, **Mississippi State 14**, Pittsburgh 6, Arizona State 5, Minnesota 5, Colorado 5, Tulane 1

COACHES POLL (WEEK 5)

| RK. | TEAM | REC. | POINTS |
|-----|---------------------|------|--------|
| 1. | Clemson (62) | 4-0 | 1622 |
| 2. | Alabama (2) | 4-0 | 1558 |
| 3. | Georgia (1) | 4-0 | 1475 |
| 4. | Oklahoma | 3-0 | 1388 |
| 5. | LSU | 4-0 | 1378 |
| 6. | Ohio State | 4-0 | 1335 |
| 7. | Auburn | 4-0 | 1198 |
| 8. | Florida | 4-0 | 1138 |
| 9. | Wisconsin | 3-0 | 1100 |
| 10. | Notre Dame | 2-1 | 980 |
| 11. | Penn State | 3-0 | 964 |
| 12. | Texas | 3-1 | 959 |
| 13. | Oregon | 3-1 | 816 |
| 14. | Iowa | 3-0 | 778 |
| 15. | Boise State | 4-0 | 558 |
| 16. | California | 4-0 | 505 |
| 17. | Washington | 3-1 | 485 |
| 18. | Virginia | 4-0 | 450 |
| 19. | Utah | 3-1 | 445 |
| 20. | Michigan | 2-1 | 389 |
| 21. | Texas A&M | 2-2 | 270 |
| 22. | Kansas State | 3-0 | 262 |
| 23. | UCF | 3-1 | 233 |
| 24. | Wake Forest | 4-0 | 143 |
| 25. | Southern California | 3-1 | 130 |

Others Receiving Votes: Memphis 109; Washington State 83; Michigan State 82; SMU 63; Oklahoma State 51; Army 45; **Mississippi State 34**; Appalachian State 27; Colorado 12; Utah State 9; Minnesota 9; Tulane 8; Nebraska 7; Iowa State 7; Arizona State 6; Texas Christian 5; Navy 4; Duke 3; Hawaii 1; Arizona 1.

2019 MISSISSIPPI STATE FOOTBALL HONORS

LEE AUTRY – SR. – DT

Senior Bowl Watch List

BRIAN COLE II – SR. – S

Senior Bowl Watch List

CAMERON DANTZLER – JR. – CB

Bednarik Award Watch List

Jim Thorpe Award Watch List

Nagurski Trophy Watch List

Preseason Second Team All-American (Lindy's Sports)

Preseason Fourth Team All-American (Phil Steele, Athlon Sports)

Preseason Second Team All-SEC (Media, Coaches, PFF, Athlon Sports, Phil Steele)

WILLIE GAY JR. – JR. – LB

Butkus Award Watch List

Preseason Third Team All-SEC (Phil Steele)

FARROD GREEN – SR. – TE

John Mackey Award Watch List

PFF SEC Team of the Week (Week 1)

STEPHEN GUIDRY – SR. – WR

Senior Bowl Watch List

KYLIN HILL – JR. – RB

Maxwell Award Watch List

Doak Walker Award Watch List

Preseason Third Team All-SEC (Coaches, Athlon Sports, Phil Steele)

PFF SEC Team of the Week (Week 1)

KOBE JONES – JR. – DE

Wuerffel Trophy Watch List

All-State AFCA Good Works Team Nominee

JAQUARIUS LANDREWS – SR. S

Senior Bowl Watch List

LEO LEWIS – SR. – LB

Senior Bowl Watch List

TYRE PHILLIPS – SR. – OL

Senior Bowl Watch List

PFF SEC Team of the Week (Week 1)

CHAUNCEY RIVERS – SR. – DE

Ted Hendricks Award Watch List

Senior Bowl Watch List

Preseason Third Team All-SEC (Media, Coaches, Athlon Sports, Phil Steele)

GARRETT SHRADER – FR. – QB

SEC Freshman of the Week (vs. Kentucky)

MAURICE SMITHERMAN – SR. – CB

Preseason All-SEC Honorable Mention (PFF)

TOMMY STEVENS – SR. – QB

Senior Bowl Watch List

DEDRICK THOMAS – SR. – WR

Senior Bowl Watch List

ERROLL THOMPSON – JR. – LB

Bednarik Award Watch List

Butkus Award Watch List

Nagurski Trophy Watch List

Preseason First Team All-SEC (Media, Coaches, PFF, Athlon Sports)

Preseason Third Team All-SEC (Phil Steele)

DARRYL WILLIAMS – SR. – C

Rimington Trophy Watch List

Outland Trophy Watch List

Senior Bowl Watch List

Preseason Second Team All-American (Lindy's Sports)

Preseason All-SEC Honorable Mention (PFF)

Preseason Second Team All-SEC (Media, Coaches, Phil Steele)

Preseason Third Team All-SEC (Athlon Sports)

SEC Co-Offensive Lineman of the Week (vs. Southern Miss)

LAST TIME: MISSISSIPPI STATE VS. AUBURN

#8/9 Auburn MSU

9
23

Oct. 6, 2018
Davis Wade Stadium
Starkville, Miss.
60,635

Mississippi State

| RUSHING | Att. | Gain | Lost | Net | TD | Long | Avg. |
|-----------------|------|------|------|-----|----|------|------|
| Nick Fitzgerald | 28 | 197 | 2 | 195 | 2 | 39 | 7.0 |
| Kylin Hill | 23 | 129 | 3 | 126 | 0 | 17 | 5.5 |
| Aeris Williams | 5 | 33 | 1 | 32 | 0 | 12 | 6.4 |
| TEAM | 1 | 0 | 4 | -4 | 0 | 0 | -4.0 |

| PASSING | Com | Att | Int | Yds | TD | Long | Sacks |
|-----------------|-----|-----|-----|-----|----|------|-------|
| Nick Fitzgerald | 9 | 17 | 1 | 69 | 0 | 23 | 0 |

| RECEIVING | No. | Yds. | TD | Long |
|-----------------|-----|------|----|------|
| Farrod Green | 2 | 23 | 0 | 13 |
| Justin Johnson | 2 | 10 | 0 | 7 |
| Dedrick Thomas | 2 | 9 | 0 | 6 |
| Osirus Mitchell | 1 | 23 | 0 | 23 |
| Aeris Williams | 1 | 4 | 0 | 4 |
| Austin Williams | 1 | 0 | 0 | 0 |

| PUNTING | No. | Yds. | Avg. | Long | I20 | TB |
|------------|-----|------|------|------|-----|----|
| Tucker Day | 3 | 120 | 40.0 | 48 | 0 | 0 |

| FIELD GOALS | Att. | Made | Long | KICKS |
|-----------------|------|------|------|---------------------------------------|
| Jace Christmann | 3 | 4 | 47 | 25 made; 47 made; 32 made; 31 blocked |

| ALL RETURNS | Punts | | | Kickoffs | | | Intercepted | | |
|-------------|-------|------|-----|----------|------|-----|-------------|------|-----|
| | No. | Yds. | Lg. | No. | Yds. | Lg. | No. | Yds. | Lg. |
| Keith Mixon | 1 | 0 | 0 | 0 | 0 | 0 | 0 | 0 | 0 |

Auburn

| RUSHING | Att. | Gain | Lost | Net | TD | Long | Avg. |
|--------------------|------|------|------|-----|----|------|------|
| JaTarvious Whitlow | 8 | 88 | 0 | 88 | 0 | 41 | 11.0 |
| Anthony Schwartz | 1 | 17 | 0 | 17 | 0 | 17 | 17.0 |
| Shaun Shivers | 1 | 8 | 0 | 8 | 0 | 8 | 8.0 |
| Malik Willis | 1 | 1 | 0 | 1 | 0 | 1 | 1.0 |
| Asa Martin | 1 | 0 | 0 | 0 | 0 | 0 | 0.0 |
| Kam Martin | 4 | 5 | 7 | -2 | 0 | 3 | -0.5 |
| Jarrett Stidham | 5 | 4 | 26 | -22 | 0 | 3 | -4.4 |

| PASSING | Com | Att | Int | Yds | TD | Long | Sacks |
|-----------------|-----|-----|-----|-----|----|------|-------|
| Jarrett Stidham | 19 | 38 | 0 | 214 | 0 | 42 | 3 |

| RECEIVING | No. | Yds. | TD | Long |
|--------------------|-----|------|----|------|
| Ryan Davis | 8 | 91 | 0 | 42 |
| Darius Slayton | 4 | 58 | 0 | 24 |
| Sal Cannella | 2 | 16 | 0 | 11 |
| John Shenker | 1 | 26 | 0 | 26 |
| Chandler Cox | 1 | 10 | 0 | 10 |
| Tucker Brown | 1 | 9 | 0 | 9 |
| JaTarvious Whitlow | 1 | 3 | 0 | 3 |
| Malik Miller | 1 | 1 | 0 | 1 |

| PUNTING | No. | Yds. | Avg. | Long | I20 | TB |
|--------------|-----|------|------|------|-----|----|
| Arryn Siposs | 3 | 141 | 47.0 | 49 | 1 | 0 |

| FIELD GOALS | Att. | Made | Long | KICKS |
|----------------|------|------|------|--------------------------------------|
| Anders Carlson | 3 | 4 | 47 | 47 made; 50 missed; 38 made; 24 made |

| ALL RETURNS | Punts | | | Kickoffs | | | Intercepted | | |
|-----------------|-------|------|-----|----------|------|-----|-------------|------|-----|
| | No. | Yds. | Lg. | No. | Yds. | Lg. | No. | Yds. | Lg. |
| Ryan Davis | 2 | 8 | 0 | 0 | 0 | 0 | 0 | 0 | 0 |
| Jeremiah Dinson | 0 | 0 | 0 | 0 | 0 | 0 | 1 | 12 | 12 |
| Asa Martin | 0 | 0 | 0 | 1 | 18 | 18 | 0 | 0 | 0 |

MSU Grinds Out 23-9 Win Over No. 8 Auburn

MSU snapped a two-game losing streak in a big way, punishing No. 8 Auburn with smashmouth football in a 23-9 victory on Saturday night in Davis Wade Stadium. The Bulldogs rushed for 349 yards and averaged 6.1 yards per carry. Auburn came into the contest having allowed only one rushing touchdown and 92.8 yards per game on the ground all year, which was second in the SEC. **Nick Fitzgerald** led the way, pounding out 195 yards on 28 carries and two touchdowns. In the process, Fitzgerald became the SEC's all-time leader in quarterback rushing yards, shattering Tim Tebow's record. Fitzgerald accounted for 264 yards of total offense and plunged in from 1-yard as time expired in the first half to lift the Bulldogs to a 13-3 lead. **Jace Christmann** tied a career high with three made field goals. He culminated a 13-play, 8:05 drive on the first possession of the second half with a 32-yard field goal. Fitzgerald put the game out of reach with a 21-yard TD run with 2:02 to go in the game. State's defense limited Auburn to 90 yards rushing, while **Montez Sweat** recorded three sacks - all in the second half. **Mark McLaurin** was the Bulldogs' leading tackler, collecting 10 and forcing a critical fumble in the third quarter. Auburn's JaTarvious Whitlow scampered 41 yards but McLaurin, not giving up on the play, popped the ball out at the 1-yard line to force a touchback. The score would have cut MSU's lead to three points at the time. The victory was the Bulldogs' largest margin of victory over a top 10 team since 2014.

| | | | | | |
|-------------------|---|----|---|---|-----|
| Auburn | 3 | 0 | 3 | 3 | -9 |
| Mississippi State | 3 | 10 | 3 | 7 | -23 |

| | | | |
|-----|-------|-----|--|
| 1st | 07:30 | AU | Anders Carlson 47 yd field goal |
| | 02:37 | MSU | Jace Christmann 25 yd field goal |
| 2nd | 10:13 | MSU | Jace Christmann 47 yd field goal |
| | 00:00 | MSU | Nick Fitzgerald 1 yd run (Jace Christmann kick) |
| 3rd | 06:55 | MSU | Jace Christmann 32 yd field goal |
| | 05:45 | AU | Anders Carlson 38 yd field goal |
| 4th | 11:24 | AU | Anders Carlson 24 yd field goal |
| | 02:02 | MSU | Nick Fitzgerald 21 yd run (Jace Christmann kick) |

Team Stats

| | AU | MSU |
|--------------------------------|---------|---------|
| FIRST DOWNS | 15 | 22 |
| Rushing | 5 | 18 |
| Passing | 9 | 3 |
| Penalty | 1 | 1 |
| NET YARDS RUSHING | 90 | 349 |
| Rushing Attempts | 21 | 57 |
| Average Per Rush | 4.3 | 6.1 |
| NET YARDS PASSING | 214 | 69 |
| Completions-Attempts-Int | 19-38-0 | 9-17-1 |
| Average Per Attempt | 5.6 | 4.1 |
| Average Per Completion | 11.3 | 7.7 |
| TOTAL OFFENSE YARDS | 304 | 418 |
| Total offense plays | 59 | 74 |
| Average Gain Per Play | 5.2 | 5.6 |
| Fumbles: Number-Lost | 4-2 | 1-0 |
| Penalties: Number-Yards | 2-10 | 1-15 |
| PUNTS-YARDS | 3-141 | 3-120 |
| KICKOFFS-YARDS | 4-235 | 5-304 |
| Punt returns: Number-Yards-TD | 2-8-0 | 1-0-0 |
| Kickoff returns: Number-Yds-TD | 1-18-0 | 0-0-0 |
| Interceptions: Number-Yds-TD | 1-12-0 | 0-0-0 |
| Fumble Returns: Number-Yds-TD | 0-0-0 | 0-0-0 |
| Possession Time | 18:07 | 41:53 |
| Third-Down Conversions | 3 of 14 | 7 of 17 |
| Fourth-Down Conversions | 1 of 3 | 1 of 2 |
| Red-Zone Scores-Chances | 2-3 | 3-4 |
| Sacks By: Number-Yards | 0-0 | 3-27 |
| PAT Kicks | 0-0 | 2-2 |

SERIES HISTORY: AUBURN

Auburn leads 63-27-2

| | | |
|-------------|--------------|---------------------|
| 10/27/1905: | AU, 18-0 | at Columbus, Miss. |
| 10/8/1910: | AU, 6-0 | at Auburn, Ala. |
| 10/27/1911: | AU, 11-5 | at Birmingham, Ala. |
| 10/26/1912: | AU, 7-0 | at Birmingham, Ala. |
| 10/25/1913: | AU, 34-0 | at Birmingham, Ala. |
| 10/24/1914: | AU, 19-0 | at Birmingham, Ala. |
| 10/23/1915: | AU, 26-0 | at Birmingham, Ala. |
| 10/27/1916: | AU, 7-3 | at Birmingham, Ala. |
| 10/27/1917: | AU, 13-6 | at Birmingham, Ala. |
| 11/15/1919: | AU, 7-0 | at Birmingham, Ala. |
| 11/12/1927: | MSU, 7-0 | at Birmingham, Ala. |
| 11/17/1928: | MSU, 13-0 | at Birmingham, Ala. |
| 11/15/1930: | MSU, 7-6 | at Birmingham, Ala. |
| 10/16/1937: | AU, 33-7 | at Birmingham, Ala. |
| 10/14/1938: | AU, 20-6 | at Montgomery, Ala. |
| 10/14/1939: | AU, 7-0 | at Birmingham, Ala. |
| 10/12/1940: | Tied, 7-7 | at Birmingham, Ala. |
| 11/8/1941: | MSU, 14-7 | at Birmingham, Ala. |
| 10/31/1942: | MSU, 6-0 | at Birmingham, Ala. |
| 11/11/1944: | MSU, 26-21 | at Birmingham, Ala. |
| 10/6/1945: | MSU, 20-0 | at Birmingham, Ala. |
| 11/9/1946: | MSU, 33-0 | at Birmingham, Ala. |
| 11/8/1947: | MSU, 14-0 | at Birmingham, Ala. |
| 11/6/1948: | MSU, 20-0 | at Birmingham, Ala. |
| 11/5/1949: | AU, 25-6 | at Auburn, Ala. |
| 11/4/1950: | MSU, 27-0 | at Starkville |
| 11/8/1952: | MSU, 49-34 | at Auburn, Ala. |
| 10/10/1953: | Tied, 21-21 | at Starkville |
| 11/5/1955: | AU, 27-26 | at Auburn, Ala. |
| 11/10/1956: | AU, 27-20 | at Auburn, Ala. |
| 11/9/1957: | AU, 15-7 | at Birmingham, Ala. |
| 11/8/1958: | AU, 33-14 | at Auburn, Ala. |
| 11/7/1959: | AU, 31-0 | at Birmingham, Ala. |
| 11/5/1960: | AU, 27-12 | at Auburn, Ala. |
| 11/11/1961: | MSU, 11-10 | at Birmingham, Ala. |
| 11/10/1962: | AU, 9-3 | at Auburn, Ala. |
| 11/9/1963: | MSU, 13-10 | at Jackson, Miss. |
| 11/7/1964: | AU, 12-3 | at Auburn, Ala. |
| 11/6/1965: | AU, 25-18 | at Birmingham, Ala. |
| 11/5/1966: | AU, 13-0 | at Jackson, Miss. |
| 11/11/1967: | AU, 36-0 | at Auburn, Ala. |
| 9/28/1968: | AU, 26-0 | at Jackson, Miss. |
| 11/8/1969: | AU, 52-13 | at Auburn, Ala. |
| 11/7/1970: | AU, 56-0 | at Birmingham, Ala. |
| 11/6/1971: | AU, 30-21 | at Auburn, Ala. |
| 9/9/1972: | AU, 14-3 | at Jackson, Miss. |
| 11/10/1973: | AU, 31-17 | at Auburn, Ala. |
| 11/9/1974: | AU, 24-20 | at Jackson, Miss. |
| 11/8/1975: | *Tied, 21-21 | at Auburn, Ala. |
| 11/6/1976: | *MSU, 28-19 | at Jackson, Miss. |
| 11/5/1977: | *MSU, 27-13 | at Auburn, Ala. |
| 11/11/1978: | AU, 6-0 | at Starkville |
| 11/10/1979: | AU, 14-3 | at Auburn, Ala. |
| 10/25/1980: | MSU, 24-21 | at Jackson, Miss. |
| 10/24/1981: | MSU, 21-17 | at Auburn, Ala. |
| 10/23/1982: | AU, 35-17 | at Starkville |
| 10/22/1983: | AU, 29-13 | at Auburn, Ala. |
| 10/27/1984: | AU, 24-21 | at Starkville |
| 10/26/1985: | AU, 21-9 | at Auburn, Ala. |
| 10/25/1986: | AU, 35-6 | at Starkville |
| 10/24/1987: | AU, 38-7 | at Auburn, Ala. |
| 10/22/1988: | AU, 33-0 | at Auburn, Ala. |
| 10/28/1989: | AU, 14-0 | at Auburn, Ala. |
| 10/27/1990: | AU, 17-16 | at Starkville |
| 10/26/1991: | MSU, 24-17 | at Auburn, Ala. |
| 10/10/1992: | MSU, 14-7 | at Starkville |
| 10/9/1993: | AU, 31-17 | at Auburn, Ala. |
| 10/8/1994: | AU, 42-18 | at Starkville |
| 10/7/1995: | AU, 48-20 | at Auburn, Ala. |
| 10/12/1996: | AU, 49-15 | at Starkville |
| 11/1/1997: | MSU, 20-0 | at Auburn, Ala. |
| 10/10/1998: | MSU, 38-21 | at Starkville |
| 10/9/1999: | MSU, 18-16 | at Auburn, Ala. |
| 10/7/2000: | MSU, 17-10 | at Starkville |
| 10/6/2001: | AU, 16-14 | at Auburn, Ala. |
| 9/19/2002: | AU, 42-14 | at Starkville |
| 10/18/2003: | AU, 45-13 | at Auburn, Ala. |
| 9/11/2004: | AU, 43-14 | at Starkville |
| 9/10/2005: | AU, 28-0 | at Auburn, Ala. |
| 9/9/2006: | AU, 34-0 | at Starkville |
| 9/15/2007: | MSU, 19-14 | at Auburn, Ala. |
| 9/13/2008: | AU, 3-2 | at Starkville |
| 9/12/2009: | AU, 49-24 | at Auburn, Ala. |
| 9/9/2010: | AU, 17-14 | at Starkville |
| 9/10/2011: | AU, 41-34 | at Auburn, Ala. |
| 9/8/2012: | MSU, 28-10 | at Starkville |
| 9/14/2013: | AU, 24-20 | at Auburn, Ala. |
| 10/11/2014: | MSU, 38-23 | at Starkville |
| 9/26/2015: | MSU, 17-9 | at Auburn, Ala. |
| 10/8/2016: | AU, 38-14 | at Starkville |
| 9/30/2017: | AU, 49-10 | at Auburn, Ala. |
| 10/6/2018: | MSU, 23-9 | at Starkville |

at Starkville: AU, 13-7-1

at Auburn: AU, 29-7

at Neutral Sites: AU, 21-13-1

* Denotes wins which were forfeited by MSU due to NCAA infractions.

NOTEBOOK

NOTING THE SERIES: MISSISSIPPI STATE VS. AUBURN

MSU and Auburn meet for the 93rd time with the Tigers holding a 63-27-2 advantage on the field ... MSU won 23-9 over the No. 8 Tigers in Starkville last season ... State is 4-3 in the series since 2012 ... The largest MSU win in the series occurred on Nov. 9, 1946 (33-0) in Birmingham ... **Joe Moorhead** became the first Bulldog head coach to defeat Auburn in his debut season since Jackie Sherrill on Oct. 26, 1991 on the Plains (24-17) last season ... The last time MSU won on the Plains was in 2015 in Dak Prescott's final season ... That was MSU's first win at Auburn since 2007 ... Three of the last four meetings at Auburn have been decided by eight points or less dating back to 2011 ... The largest MSU victory at Jordan-Hare Stadium was 20-0 on Nov. 1, 1997 ... 240 miles separate the two campuses ... Auburn owns a 29-7 mark against MSU at home.

STATISTICAL BREAKDOWN: MISSISSIPPI STATE VS. AUBURN

| Statistic | MISSISSIPPI STATE | | | AUBURN | | |
|---------------------------------|-------------------|-----|-----|--------|-----|-----|
| | Value | FBS | SEC | Value | FBS | SEC |
| 3rd Down Conversion Pct | 0.405 | 63 | 7 | 0.475 | 28 | 3 |
| 3rd Down Conversion Pct Defense | 0.244 | 8 | 1 | 0.328 | 44 | 6 |
| 4th Down Conversion Pct | 0.000 | 122 | 14 | 0.667 | 36 | 6 |
| 4th Down Conversion Pct Defense | 0.429 | 55 | 8 | 0.250 | 19 | 3 |
| Blocked Kicks | - | - | - | - | - | - |
| Blocked Kicks Allowed | 0 | 1 | 1 | 0 | 1 | 1 |
| Blocked Punts | - | - | - | - | - | - |
| Blocked Punts Allowed | 0 | 1 | 1 | 0 | 1 | 1 |
| Completion Percentage | 0.640 | 49 | 5 | 0.542 | 114 | 14 |
| Fewest Penalties | 19 | 32 | 2 | 30 | 112 | 14 |
| Fewest Penalties Per Game | 4.75 | 20 | 2 | 7.50 | 102 | 13 |
| Fewest Penalty Yards | 178 | 44 | 2 | 244 | 94 | 10 |
| Fewest Penalty Yards Per Game | 44.50 | 25 | 2 | 61.00 | 83 | 9 |
| First Downs Defense | 82 | 83 | 9 | 71 | 61 | 6 |
| First Downs Offense | 93 | 25 | 6 | 90 | 35 | 9 |
| Fumbles Lost | 4 | 93 | 9 | 2 | 34 | 4 |
| Fumbles Recovered | 7 | 1 | 1 | 2 | 65 | 7 |
| Kickoff Return Defense | 23.77 | 105 | 11 | 21.00 | 68 | 7 |
| Kickoff Returns | 17.86 | 99 | 10 | 15.40 | 120 | 12 |
| Net Punting | 37.13 | 83 | 11 | 35.27 | 114 | 13 |
| Passes Had Intercepted | 3 | 64 | 5 | 2 | 32 | 4 |
| Passes Intercepted | 4 | 29 | 8 | 1 | 111 | 14 |
| Passing Offense | 185.8 | 106 | 13 | 164.0 | 116 | 14 |
| Passing Yards Allowed | 214.0 | 56 | 7 | 227.3 | 67 | 9 |
| Passing Yards per Completion | 11.61 | 85 | 11 | 11.31 | 95 | 13 |
| Punt Return Defense | 11.83 | 106 | 11 | 22.38 | 127 | 14 |
| Punt Returns | 9.80 | 46 | 11 | 16.60 | 19 | 5 |
| Red Zone Defense | 0.667 | 16 | 5 | 0.750 | 36 | 8 |
| Red Zone Offense | 0.875 | 46 | 5 | 0.842 | 66 | 9 |
| Rushing Defense | 143.3 | 64 | 9 | 89.5 | 20 | 2 |
| Rushing Offense | 228.3 | 30 | 3 | 259.5 | 16 | 1 |
| Sacks Allowed | 2.25 | 81 | 10 | 1.00 | 16 | 2 |
| Scoring Defense | 21.8 | 47 | 7 | 15.8 | 23 | 6 |
| Scoring Offense | 32.0 | 60 | 9 | 33.5 | 48 | 5 |
| Tackles for Loss Allowed | 4.50 | 32 | 5 | 6.25 | 76 | 13 |
| Team Passing Efficiency | 136.91 | 74 | 6 | 120.47 | 101 | 12 |
| Team Passing Efficiency Defense | 114.37 | 33 | 7 | 114.01 | 31 | 6 |
| Team Sacks | 1.75 | 91 | 12 | 2.75 | 32 | 4 |
| Team Tackles for Loss | 4.5 | 108 | 14 | 7.3 | 32 | 3 |
| Time of Possession | 32:38 | 28 | 2 | 30:57 | 52 | 7 |
| Total Defense | 357.3 | 57 | 9 | 316.8 | 35 | 6 |
| Total Offense | 414.0 | 71 | 11 | 423.5 | 62 | 9 |
| Turnover Margin | 1.00 | 17 | 2 | -0.25 | 82 | 12 |
| Turnovers Gained | 11 | 1 | 1 | 3 | 100 | 14 |
| Turnovers Lost | 7 | 93 | 8 | 4 | 28 | 2 |

QUICK HITS: OFFENSE / DEFENSE / SPECIAL TEAMS

OFFENSE

- State generated 400+ yards of total offense for the ninth time under **Joe Moorhead** in the SEC season opener vs. Kentucky and improved to 9-0 in such games.
- MSU is the only team in the SEC and one of five in the FBS (Ohio State, Georgia State, Houston, Army) to rush for 200+ yards in each of the first four games this season.
- State's rushing offense is one of the best in the SEC, ranking third at 228.3 yards per game.
- MSU has scored first three times this season (at Louisiana, vs. Southern Miss and vs. Kentucky) and is 9-3 under **Joe Moorhead** (3-0 this year) when doing so.
- The Bulldogs have scored 30+ points eight different times under **Joe Moorhead**, including twice this season, and are 8-0 in those games.
- RB **Kylin Hill** and Kentucky's Kevin Harris are the only players in the SEC this year who have rushed for 120+ yards and three touchdowns in a single game. Hill did it last week vs. Kentucky.
- RB **Kylin Hill** and Oklahoma State's Chuba Hubbard are the only players in the FBS this season with at least 550 rushing yards and five rushing touchdowns.
- RB **Kylin Hill** has been explosive on first down and leads the FBS in runs of a first down (13) and 10+ yard runs (13).
- MSU leads the SEC and ranks eighth in the FBS in red zone rushing touchdown percentage (62.5). State is averaging 4.9 points per red zone drive this season, which ranks fourth in the SEC.
- 36.7 percent of MSU's offensive drives have lasted 3+ minutes, which is the most in the SEC this year. 51 percent of State's drives have featured 2+ first downs, which is the fourth best mark in the SEC.
- State is the only SEC school and one of eight in the FBS (Clemson, Houston, Louisiana, Nebraska, Ohio State, Oklahoma State and SMU) with multiple rushing touchdowns in all four games this season.
- The Bulldogs have logged 95 first downs this season, including the third most rushing first downs in the SEC with 46, so far this season. 35 of MSU's first downs have come on first down, which is the fifth most in the SEC.
- MSU's 21 first-half points last week vs. Kentucky were its most against an SEC opponent since scoring 21 points against Ole Miss in 2018 and 27 points against Ole Miss in 2016.
- 12 different MSU receivers have caught at least one pass this season, while 10 have multiple receptions.
- WR **Dedrick Thomas** has been money on third down with each of his three receptions converting a first down.
- WR **Dedrick Thomas** and WR **Osirus Mitchell** are tied for the team lead in 20+ yard catches (3).

- All three of WR **Dedrick Thomas**' such receptions have come from QB **Garrett Shrader**, including a pair last week.
- State entered the Kentucky game with 10 plays of 20+ yards from scrimmage and added a season-high six (four passing, two rushing) against the Wildcats. QB **Garrett Shrader** was responsible for all six.
- The Bulldogs have scored a touchdown on all seven drives in which it has had a 20+ yard run this season.
- MSU has totaled 19 scoring drives (16 TD) so far this season.
- The Bulldogs have put together 15 drives this year with three first downs and have scored a touchdown on 10 of them.
- State has ripped off 38 rushes of 10+ yards this season, which leads the SEC and ranks third in the FBS. MSU has 72 total 10+ yard plays from scrimmage, which ranks 15th in the FBS and fifth in the SEC.
- MSU has scored a touchdown on 32.7 percent of its possessions this season, which is fourth-best in the SEC.
- State's average touchdown time of possession is 3:16, which is the second longest in the SEC this season.
- MSU's quarterbacks have completed 64 percent of their passes, which ranks fifth in the SEC this season.
- The Bulldogs are averaging 2.1 plays per point scored this year, which ranks fifth in the SEC.
- 46 (17.4 percent) of MSU's plays in 2019 have gained either 12+ yards rushing or 15+ yards passing, which ranks fourth in the SEC.
- MSU has four TDs of 20+ yards from scrimmage this season.
- State's average starting field position this season on offense is the 33.1 yard line, which is the third best in the SEC.
- The Bulldogs rank second in the SEC in average time of possession at 32:38.50 this season.

DEFENSE

- S **Jaquarius Landrews** is MSU's leading tackler (31) and ranks tied for fourth in the SEC.
- LB **Erroll Thompson** has been solid against the run this year with a team-high 24 rushing tackles. He has the second most total tackles on the team (30) behind Landrews.
- Kansas State's 31 points in the third game of the season marked the first time MSU had allowed a team to score 30+ points since the 2017 Egg Bowl, a span of 16 games. MSU also allowed a rushing TD at home for the first time in 33 quarters that game.
- State allowed a 100-yard rusher last week for the first time in 12 games dating back to the 2018 season.
- The Bulldogs have not allowed a rush of more than 31 yards this season. State has allowed just four 20+ yard runs.

- State and Alabama are the only SEC teams who have yet to allow multiple plays from scrimmage of 40+ yards this year.
- MSU leads the SEC in third down defense (24.4 percent).
- State is fifth in the SEC in red zone scoring defense (66.7 percent)
- MSU has racked up 61 tackles for loss in its last eight games dating back to last season.
- State has recorded at least one sack in 26 straight games.
- The Bulldogs are tied for the FBS lead in takeaways (11).
- DE **Marquiss Spencer** is tied for the SEC lead in forced fumbles (2). MSU is tied with Alabama for the SEC lead in forced fumbles (6). Five different Bulldogs have forced a fumble.
- State has an interception in each of the first four games (all recorded by different players).
- MSU is allowing 21.8 points per game, which ranks seventh in the SEC. State has allowed 30+ points just once since the start of the 2018 season. Only Kentucky, Clemson, Notre Dame Michigan State and Washington have accomplished that feat as well.
- State, Texas A&M and Georgia are the only SEC teams that have allowed an opponent to rush for 200+ yards in a game just once since the start of the 2018 season.
- LB **Willie Gay Jr.** returned an interception 52 yards for a touchdown on the game-opening drive vs. Kentucky. It was MSU's first defensive TD since 2017 against UMass (J.T. Gray, returned an interception 58 yards for a score).
- Five different Bulldogs recorded a TFL in the SEC opener vs. Kentucky last week.
- DE **Chauncey Rivers** leads the team in total pressures (9).
- Jim Thorpe Award Candidate **Cameron Dantzler** was targeted five times in coverage last week vs. Kentucky, and none of them resulted in a completion. He also allowed a 39.6 passer rating for the second consecutive game.

- On the season, CB **Cameron Dantzler** is tied for the lead among all SEC defensive backs with at least 10 targets with a 27.3 percent (3/11) completion percentage. His 8.5 passer rating allowed on the year leads SEC defensive backs and ranks seventh among all FBS defensive backs with at least 10 targets in coverage.

SPECIAL TEAMS

- P **Tucker Day** is averaging 44.5 yards per punt with a long of 59. Five have been placed inside the 20 and four have traveled 50+ yards.

BULLDOG TRENDS

| | 2019 | Moorhead | Streak |
|------------------|------|----------|--------|
| August | 1-0 | 1-0 | W1 |
| September | 2-1 | 5-3 | W1 |
| October | 0-0 | 2-1 | W1 |
| November | 0-0 | 3-1 | W2 |
| December-January | 0-0 | 0-1 | L1 |

MSU's Conference Record...

| | | | |
|-------------|-----|-----|----|
| at home | 1-0 | 4-1 | W4 |
| on the road | 0-0 | 1-3 | W1 |

MSU's Non-Conference Record...

| | | | |
|-------------|-----|-----|----|
| at home | 1-1 | 4-1 | L1 |
| on the road | 1-0 | 2-0 | W3 |
| neutral | 0-0 | 0-1 | L1 |

MSU vs. Ranked Opponents...

| | | | |
|-------------|-----|-----|----|
| overall | 0-0 | 2-2 | L1 |
| at home | 0-0 | 2-0 | W2 |
| on the road | 0-0 | 0-2 | L8 |
| neutral | 0-0 | 0-0 | L3 |
| vs. Top 10 | 0-0 | 1-2 | L3 |

MSU's Record in Games...

| | | | |
|--------------------------|-----|-----|----|
| decided by 7 pts or less | 0-1 | 0-3 | L3 |
| decided by 3 pts or less | 0-0 | 0-0 | L1 |
| Road during the day | 1-0 | 2-1 | W1 |
| Road at night | 0-0 | 1-2 | W1 |
| Home during the day | 2-1 | 3-1 | W1 |
| Home at night | 0-0 | 5-1 | W3 |

MSU's Record When Scoring...

| | | | |
|---------------------|-----|------|-----|
| less than 21 points | 0-0 | 0-4 | L6 |
| 21 or more points | 3-1 | 11-2 | W1 |
| 24 or more points | 3-1 | 10-1 | W1 |
| 30 or more points | 2-0 | 8-0 | W17 |

MSU's Record When Allowing...

| | | | |
|---------------------|-----|------|----|
| less than 21 points | 2-0 | 10-2 | W6 |
| 21 or more points | 1-0 | 6-3 | W2 |
| 24 or more points | 1-1 | 1-4 | L1 |
| 30 or more points | 0-1 | 0-1 | L1 |

MSU's Record When...

| | | | |
|----------------------------|-----|------|----|
| MSU scores first | 3-0 | 9-3 | W3 |
| Opponent scores first | 0-1 | 2-3 | L3 |
| Leading after the 1st qtr | 2-0 | 8-2 | W2 |
| Trailing after the 1st qtr | 0-1 | 0-3 | L4 |
| Leading at halftime | 3-0 | 10-1 | W7 |
| Trailing at halftime | 0-1 | 1-4 | L3 |
| Leading after the 3rd qtr | 3-1 | 11-1 | W1 |
| Trailing after the 3rd qtr | 0-0 | 0-4 | L4 |

MSU's Record With...

| | | | |
|--------------------------|-----|------|-----|
| less than 300 yards | 0-0 | 0-4 | L8 |
| 400+ yards total offense | 2-0 | 9-0 | W10 |
| 500+ yards total offense | 0-0 | 4-0 | W4 |
| 600+ yards total offense | 0-0 | 2-0 | W5 |
| less than 100 yards rush | 0-0 | 0-2 | L5 |
| 100+ yards rushing | 3-1 | 11-4 | W1 |
| 150+ yards rushing | 3-1 | 10-3 | W1 |
| 200+ yards rushing | 3-1 | 10-2 | W1 |
| 250+ yards rushing | 1-0 | 7-0 | W8 |
| less than 200 yards pass | 2-1 | 6-6 | W1 |
| 300+ yards passing | 0-0 | 1-0 | W1 |
| 350+ yards passing | 0-0 | 1-0 | W6 |
| 400+ yards passing | 0-0 | 0-0 | W2 |
| 450+ yards passing | 0-0 | 0-0 | W1 |

NOTING YEAR ONE OF THE JOE MOORHEAD ERA

- **Joe Moorhead** became just the second MSU head coach to win eight or more games in his debut season and the first since College Football Hall of Famer Allyn McKeen in 1939.
- The Bulldogs wrapped up the season with an 8-5 overall record on the field, including a 4-4 mark in SEC play.
- He was also just the second coach in Bulldog history to reach a bowl game in his first season, joining Jackie Sherrill's 1991 squad.
- Behind one of the SEC's most potent rushing attacks and the nation's No. 1 defense, the Bulldogs defeated two top-20 teams, won four out of their last five games of the regular season and qualified for a school-record ninth-consecutive bowl.
- Moorhead's group reclaimed the historic Golden Egg trophy when MSU throttled rival Ole Miss, 35-3, on Thanksgiving night.
- All eight victories were by double-digits, including a 28-13 win over then-No. 19 Texas A&M.
- Moorhead's first State team secured the program's second-highest finish ever in the College Football Playoff rankings at No. 18.
- Four of MSU's five losses occurred to teams in the final top 15 of the College Football Playoff rankings, including three on the road.

NEW FACES ON COACHING STAFF

Joe Moorhead will continue to serve as the offensive playcaller. Moorhead is joined by three new coaches on offense - **Tony Hughes** (associate head coach/tight ends), **Terry Richardson** (assistant head coach/run game coordinator/running backs) and **Michael Johnson** (wide receivers). There are two new coaches on defense - **Deke Adams** (defensive line) and **Chris Marve** (defensive run game coordinator/linebackers). Defensively, MSU has continuity at the playcaller position for the first time since 2014 as 2018 Broyles Award finalist and national defensive coordinator of the year **Bob Shoop** enters his second year with the program. Shoop's unit was the best in college football last season, allowing the fewest yards per game (263.1) and fewest yards per play (4.13).

BICHEY NAMED NEW HEAD STRENGTH AND CONDITIONING COACH LAST SPRING

Prior to spring camp in March, the Bulldogs spent two months conditioning under the direction of the program's new head strength and conditioning coach **Cory Bichey**, who served in the assistant role during the 2018 campaign and owns six years of SEC experience. Bichey replaced former head strength and conditioning coach Anthony Piroli, who reunited with new Tampa Bay Buccaneers head coach Bruce Arians after last season in January.

FIVE TEAM CAPTAINS

The five 2019 team captains are safety **Brian Cole II**, punter **Kody Schexnayder**, quarterback **Tommy Stevens**, linebacker **Erroll Thompson** and center **Darryl Williams**. The captains are selected in a vote entirely by their teammates. Thompson and Williams were tabbed captains following MSU's spring game on April 13. Cole, Schexnayder and Stevens were revealed on Aug. 25 following a vote during preseason camp.

LEADERSHIP COUNCIL

MSU's 2019 Leadership Council is made up of 12 players selected by a team vote, which includes the five captains. The leadership council includes six seniors: **Brian Cole II**, **Farrod Green**, **Leo Lewis**, **Kody Schexnayder**, **Tommy Stevens** and **Darryl Williams**; two juniors: **C.J. Morgan** and **Erroll Thompson**; one sophomore: **Austin Williams**; two redshirt freshmen: **Aaron Brule** and **Fabien Lovett**; and one true freshman: **De'Monte Russell**.

MOORHEAD QUICKEST TO 10 ON-FIELD WINS SINCE 1954-55

With the Sept. 7 victory over Southern Miss, **Joe Moorhead** became the quickest MSU head coach to 10 on-field victories since College Football Hall of Famer Darrell Royal did it in 15 games from 1954-55. Moorhead also did it in 15 games. Royal departed for the University of Washington the following season before going on to Texas. Allyn McKeen, another College Football Hall of Famer, is the quickest MSU coach to 10 wins having done it in 12 games from 1939-40.

Quickest MSU Coaches to 10 Wins

| Coach | # of Games | Years |
|----------------|------------|---------|
| Allyn McKeen* | 12 | 1939-40 |
| Ralph Sasse | 13 | 1935-36 |
| Sid Robinson | 13 | 1917-19 |
| Joe Moorhead | 15 | 2018-19 |
| Darrell Royal* | 15 | 1954-55 |
| E.C. Hayes | 15 | 1914-15 |
| W.D. Chadwick | 15 | 1909-10 |

* - denotes College Football Hall of Famer

WINS BY SEC TEAMS SINCE START OF 2014 SEASON

Playing in the difficult SEC West, the Bulldogs have won the fourth-most games (45) in the entire SEC along with Auburn since the start of the 2014 season, a year MSU was ranked No. 1 in the nation. State's 25 wins over Power 5 teams rank sixth.

| Rank | School | Wins | P5 Wins | Non-P5 Wins |
|------------|--------------------------|-----------|-----------|-------------|
| 1. | Alabama | 71 | 54 | 12 |
| 2. | Georgia | 56 | 40 | 10 |
| 3. | LSU | 48 | 33 | 10 |
| T4. | Auburn | 45 | 27 | 13 |
| T4. | Mississippi State | 45 | 25 | 15 |
| 6. | Florida | 44 | 31 | 9 |
| 7. | Texas A&M | 42 | 24 | 12 |
| 8. | Missouri | 38 | 22 | 10 |
| 9. | Mississippi | 37 | 20 | 11 |
| 10. | Kentucky | 36 | 20 | 11 |
| 11. | Tennessee | 35 | 19 | 10 |
| 12. | South Carolina | 33 | 20 | 8 |
| 13. | Arkansas | 30 | 15 | 9 |
| 14. | Vanderbilt | 24 | 10 | 9 |

13 BULLDOGS HAVE MADE THEIR FIRST CAREER START IN 2019

Bulldogs making their first career start this season (13 – 8 offense, 5 defense): DE **Chauncey Rivers** (at Louisiana), DT **Jaden Crumedy** (at Louisiana), DT **Fabien Lovett** (at Louisiana), DE **Marquiss Spencer** (at Louisiana); LT **Tyre Phillips** (at Louisiana), LG **Dareuan Parker** (at Louisiana), WR **Cameron Gardner** (at Louisiana), QB **Tommy Stevens** (at Louisiana), LG **Tommy Champion** (Southern Miss), CB **Tyler Williams** (Kansas State), QB **Garrett Shrader** (Kentucky), WR **Isaiah Zuber** (Kentucky), TE **Geor'quarius Spivey** (Kentucky).

16 BULLDOGS HAVE MADE THEIR FIRST APPEARANCE IN 2019

Bulldogs making their first career appearances this season (16): CB **Martin Emerson Jr.** (at Louisiana), CB **Jarrian Jones** (at Louisiana), WR **JaVonta Payton** (at Louisiana), QB **Tommy Stevens** (at Louisiana), WR **Isaiah Zuber** (at Louisiana), S **Collin Duncan** (at Louisiana), S **Aadreekis Conner** (at Louisiana), S **Fred Peters** (at Louisiana), OL **LaQuinston Sharp** (at Louisiana), LS **Paul Blackwell** (at Louisiana), DT **Nathan Pickering** (Southern Miss), QB **Garrett Shrader** (Southern Miss), DE **Demonte' Russell** (Southern Miss), RB **Lee Witherspoon** (Southern Miss), CB **J.P. Purvis** (Southern Miss) and OL **Charles Cross** (Southern Miss).

ALABAMA BULLDOGS

12 MSU players hail from the state of Alabama: Adamsville (**Maurice Smitherman**), Bessemer (**Darryl Williams**), Birmingham (**Nick Gibson**, **R.J. Jennings**, **Allen Love**, **Lee Witherspoon**), Center Point (**Brevyn Jones**), Florence (**Erroll Thompson**), Maplesville (**Nathaniel Watson**), Montgomery (**Collin Duncan**), Pelham (**Logan Burnett**), Pinson (**Kendell Jones**).

TRUE FRESHMAN QB GARRETT SHRADER STARTS AT QB IN SEC OPENER

• QB **Garrett Shrader**, an early enrollee from Charlotte Christian North High School in North Carolina, started at quarterback in place of QB **Tommy Stevens** last week vs. Kentucky. Shrader became the fifth MSU true freshman to start at least one game at quarterback since the 1989 season (others: Keytaon Thompson (2017), Damian Williams (2013), Wesley Carroll (2007), Todd Jordan (1989)) Thompson started the 2017 TaxSlayer Bowl vs. Louisville, Williams started the 2013 Egg Bowl vs. Ole Miss and Carroll started in nine games in 2007.

• Shrader accounted for 305 yards of total offense, including rushing for 125 yards on 11 carries, to lead MSU past Kentucky, 28-13 in its SEC opener. Shrader was just the second MSU true freshman QB to start in an SEC game in the last 12 years (Damian Williams, 2013 Egg Bowl the other).

• Shrader was an efficient 17-of-22 for 180 yards through the air. Shrader accounted for all six of the Bulldogs' 20+ yard plays in the game, including rushes of 49- and 36-yards. With the score a one-possession game and 4:32 remaining, Shrader engineered a six-play, 75 yard drive and extended the drive with a 49-yard rush on third down.

• The winning drive culminated with a touchdown and put the game out of reach. Shrader became the first MSU QB in school history to rush for over 100 yards and pass for over 100 yards in his first career start. He was the first to do it overall since senior Nick Fitzgerald last season.

SHRADER STEPS IN DURING WEEKS 2 AND 3

• Taking over for QB **Tommy Stevens** in the first half of Week 2 vs. Southern Miss, true QB **Garrett Shrader** completed seven of his 11 pass attempts for 71 yards as the Bulldogs cruised to their 38-15 win.

• Shrader completed passes to six different Bulldogs and also rushed for 16 yards. He had a pair of 15+ yard completions - one to RB **Kylin Hill** for 15 yards and the other to WR **Isaiah Zuber** for 17.

• He entered the game for Stevens again in Week 3 vs. Kansas State and went 4-of-12 passing for 51 yards, rushed 10 times for 82 yards and a score.

GRADUATES ON ROSTER

| Name | Pos. | Degree |
|--------------------|------|---------------------------|
| Lee Autry | DT | Interdisciplinary Studies |
| Brian Cole II | S | Interdisciplinary Studies |
| Malik Dear | WR | Kinesiology |
| Jaquarius Landrews | S | Interdisciplinary Studies |
| Alec Murphy | RB | Marketing |
| Chauncey Rivers | DE | Interdisciplinary Studies |
| Tommy Stevens | QB | Telecommunications ^ |
| Michael Story | OL | Kinesiology |
| Dedrick Thomas | WR | Psychology |
| Tim Washington | LB | Industrial Technology |
| Evans Wilkerson | OL | Accounting |
| Isaiah Zuber | WR | Sociology/Criminology + |

^ - degree earned at Penn State

+ - degree earned at Kansas State



BULLDOGS IN THE NFL

| Name | at MSU | Team | Year | Pos. |
|------------------------|---------|---------------|------|-------|
| Johnathan Abram % | 2017-18 | Oakland | R | S |
| Denico Autry | 2012-13 | Indianapolis | 6 | DT/DE |
| Hunter Bradley | 2012-17 | Green Bay | 2 | LS |
| Fred Brown # | 2014-15 | Denver | 1 | WR |
| Deion Calhoun | 2014-18 | Miami | R | OG |
| Logan Cooke | 2014-17 | Jacksonville | 2 | P |
| Fletcher Cox ** | 2009-11 | Philadelphia | 8 | DT |
| Nick Fitzgerald # | 2014-18 | Tampa Bay | R | QB |
| J.T. Gray | 2014-17 | New Orleans | 2 | DB |
| Gerri Green # | 2014-18 | New England | R | DE |
| Gabe Jackson * | 2009-13 | Oakland | 6 | OG |
| Elgton Jenkins | 2014-18 | Green Bay | R | OG |
| Malcolm Johnson % | 2010-14 | Green Bay | 3 | FB |
| Chris Jones * | 2013-15 | Kansas City | 4 | DT |
| Kyle Love | 2006-09 | Carolina | 8 | DT |
| Benardrick McKinney ** | 2011-14 | Houston | 5 | LB |
| Mark McLaurin % | 2015-18 | New York | R | LB |
| Pernell McPhee | 2009-10 | Baltimore | 9 | LB |
| Dak Prescott ** | 2011-15 | Dallas | 4 | QB |
| Martinas Rankin | 2015-17 | Kansas City | 2 | OT |
| Will Redmond | 2012-15 | Green Bay | 4 | S |
| Jeffery Simmons % | 2016-18 | Tennessee | R | DL |
| Darius Slay ** | 2011-12 | Detroit Lions | 7 | CB |
| Preston Smith * | 2011-14 | Green Bay | 5 | LB |
| Montez Sweat | 2017-18 | Washington | 1 | R |
| Jordan Thomas | 2016-17 | Houston | 2 | TE |
| K.J. Wright * | 2007-10 | Seattle | 9 | LB |

^ - indicates Pro Bowl selection

* - indicates regular starter

% - indicates injured reserve

- indicates on practice squad



TOMMY STEVENS NAMED STARTING QB

- **Tommy Stevens** was named starting quarterback on Aug. 22. ... Voted a team captain by teammates on Aug. 25 ... Arrived at MSU on June 1 after signing on May 17 ... Played at Penn State from 2015-18 ... High school standout at Decatur Central in Indiana.
- 24-for-41 passing for 304 yards and four TDs, rushed for 506 yards and eight TDs and caught 14 passes for 62 yards and two TDs in 23 career games played at Penn State.
- Pursuing his master's in community college education ... Earned bachelor's degree from PSU in telecommunications.

NOTING TOMMY STEVENS' BULLDOG DEBUT

- QB **Tommy Stevens** started for the first time in his college career in State's 38-28 season-opening win at Louisiana. It was his first start at any level since Nov. 7, 2014 in high school.
- For the game, Stevens was 20-of-30 passing for 236 yards and two touchdowns and rushed 11 times for 37 yards and one TD.
- According to PFF, he completed 17 of 22 passes (77.3 percent) for 200 yards (9.1 yards/attempt) and 11 first downs when facing "no pressure" in the season opener.
- In the first half, he went 10-of-16 passing for 127 yards and scored a TD both passing (31-yard pass) and rushing (4-yard run).
- Had touchdown passes of 31 yards (**Osirus Mitchell**) and 12 yards (**Austin Williams**).
- Was one of three SEC QBs with multiple passing touchdowns and a rushing touchdown in Week 1.
- His 20 completions were the most by an MSU QB since Nick Fitzgerald completed 23 passes on Nov. 19, 2016 vs. Arkansas.
- Had 13 completions for a first down, which was the third-most in the SEC in Week 1, and five completions for 15+ yards and a pair for 25+.

STEVENS SOLID IN SECOND START BEFORE 2ND QUARTER INJURY

- In QB **Tommy Stevens'** second start he connected with WR **Osirus Mitchell** for a TD on MSU's opening drive for the second straight game (31 yards vs. Louisiana, 28 yards vs. Southern Miss). Mitchell was Stevens' third target of the drive after WR **Dedrick Thomas** and WR **Stephen Guidry** had each hauled in 10+ yard passes.
- Stevens went 7-of-7 passing for 84 yards and a TD in the first quarter, and on the next play threw an 11-yard TD strike to Guidry.
- Stevens connected on his first nine passing attempts (105 yards, two TDs) with a 244.2 passer rating before an incompletion late in the second quarter.
- It was the longest streak for a Bulldog QB to start the game since Dak Prescott completed his first 12 passing attempts against Arkansas in 2015.
- Stevens has thrown at least one TD pass to three different receivers so far this season.
- Stevens left the game late in the second quarter with an injury and did not return.

HILL HAVING ELITE JUNIOR CAMPAIGN, ARGUABLY NATION'S BEST RB

Junior RB **Kylin Hill** is having an elite season and has arguably been the nation's top running back through four weeks. Hill has rushed 91 times for an SEC-best 551 yards (6.1 yards per carry) and five touchdowns. He leads or is tied for the SEC lead in nine different categories and is top five in the FBS in six.

| Category | Stat | SEC Rank | FBS Rank |
|-------------------------------|-------|----------|----------|
| Rushing Yards | 551 | 1st | 4th |
| Rushing TDs | 5 | T-1st | T-12th |
| Yards Per Rush (min. 50 att.) | 6.1 | 1st | 14th |
| 100-Yard Rushing Games | 4 | 1st | 1st |
| Rushes for 1st Down | 30 | 1st | 2nd |
| Rushes for 10+ Yards | 20 | 1st | 1st |
| Rushes for 20+ Yards | 4 | T-1st | T-16th |
| Yards From Scrimmage | 600 | 1st | 3rd |
| Yards From Scrimmage Per Game | 150.0 | 1st | 5th |

DOMINANT RUSHING YARDAGE TOTALS THROUGH FIRST FOUR GAMES

RB **Kylin Hill's** 551 rushing yards are the most by a Bulldog through the first four games in MSU history and the fifth most by an SEC player since the 2009 season.

| Rank | Player | Year | Class | School | Att. | Yards | Avg. | TD |
|------|-------------------|-------------|------------|--------------------------|-----------|------------|------------|----------|
| 1. | Leonard Fournette | 2015 | So. | LSU | 99 | 864 | 8.7 | 11 |
| 2. | Marcus Lattimore | 2011 | So. | South Carolina | 107 | 611 | 5.7 | 8 |
| 3. | Todd Gurley | 2014 | Jr. | Georgia | 69 | 610 | 8.8 | 6 |
| 4. | Nick Chubb | 2015 | So. | Georgia | 71 | 599 | 8.4 | 6 |
| 5. | Kylin Hill | 2019 | Jr. | Mississippi State | 91 | 551 | 6.1 | 5 |

8 FOR 100

RB **Kylin Hill** recorded his seventh career 100-yard rushing game last week. He became the first MSU player to open a season with 100+ yards rushing in each of the first four games and is currently the only player in the FBS with that mark.

- Hill needs just two more rushing games to enter MSU's career top 10 in 100-yard rushing games
- Five of Hill's seven 100-yard rushing games have been against Power 5 teams.
- Three of his seven 100-yard rushing games have been against SEC teams.
- MSU owns a 6-1 record when Hill hits the century mark.
- Prior to last week when Hill had 120 yards rushing against Kentucky, the last MSU player to have four straight 100-yard rushing games was QB Nick Fitzgerald against BYU (15-103/2 TD), against Kentucky (12-115/2 TD), at Texas A&M (18-105/1 TD) and vs. UMass (17-135/2 TD) in 2017.
- In fact, the last MSU running back to have four consecutive 100-yard rushing games was Anthony Dixon who had a streak of five straight games at Vanderbilt (21/123/0 TD), against LSU (27-106/2 TD), against Georgia Tech (18-106/0 TD), against Houston (21-134/2 TD) and at Middle Tennessee (27-135/2 TD) in 2009.
- Hill's 100-yard rushing game in Week 2 snapped Southern Miss' streak of 15 consecutive games without allowing a 100-yard rusher. Southern Miss was one of four schools that didn't allow a 100-yard rusher in 2018.

CHASING 1,000

RB **Kylin Hill** needs 449 rushing yards over the next eight games to give MSU a single-season 1,000-yard rusher for the third straight season and the sixth time in the last eight seasons.

HILL IN AUGUST/SEPTEMBER

In 14 career games during the months of August/September, RB **Kylin Hill** has rushed for 1,089 yards and nine touchdowns on 166 attempts and a 6.6 yards per carry average.

NOSE FOR THE END ZONE

RB **Kylin Hill's** five rushing TDs this season are tied with five different Bulldogs for the most through MSU's first four games of a season since 2000. The others were: Nick Fitzgerald (2017), Dak Prescott (2013), Ladarious Perkins (2012), Vick Ballard (2011, 2010) and Dontae Walker (2002).

- Hill's three rushing TDs last week against Kentucky were the most for a MSU player during a SEC game since QB Nick Fitzgerald secured four rushing TDs against Arkansas in 2016.
- Hill is the first MSU running back with at least three rushing touchdowns in a single game since Vick Ballard had three in 2011 at Memphis.
- Hill's three rushing scores vs. Kentucky marked the first time since Ballard in 2010 vs. Arkansas that a Bulldog running back has found the end zone three times against an SEC opponent.
- Hill's three rushing scores brought his career total to 11 TDs.
- Hill has scored a touchdown rushing in three of four games this season and has found the end zone at least once through the air or on the ground in five of the last six games, dating back to the 2018 season.

DON'T BLINK

Highlighted by 20 rushes of 10+ yards through four games, RB **Kylin Hill** has a career total of 53. Hill had 19 such rushes in 11 games last year and 14 in 12 game in 2017.

FIRST DOWN MACHINE

RB **Kylin Hill** has an impressive 30 rushes for a first down this season and 89 for his career. Hill is averaging 7.5 first downs per game this season and needs just eight more to surpass his 2018 total of 37. Of his 91 rushing attempts this season, 34 have resulted in either a first down or touchdown.

ACTIVE SEC LEADERS

RB **Kylin Hill** has rushed for 1,678 yards on 286 carries in 28 career games played. He is currently sixth in the SEC among active players in career rushing yards.

| Rank | Player | School | Rush Yards |
|------|-------------------|--------------------------|--------------|
| 1. | Ke'Shawn Vaughn | Vanderbilt | 2,528 |
| 2. | Larry Rountree | Missouri | 2,294 |
| 3. | D'Andre Swift | Georgia | 2,055 |
| 4. | Lamical Perine | Florida | 1,991 |
| 5. | Rico Dowdle | South Carolina | 1,937 |
| 6. | Kylin Hill | Mississippi State | 1,678 |

HILL ACCORDING TO PRO FOOTBALL FOCUS

- MSU's highest graded offensive player and highest graded running back in the FBS (86.7 – min. 100 snaps).
- Leads the FBS in run-game grade (86.7 – min. 100 snaps).
- Leads the SEC and ranks fifth in the FBS in rushing yards after contact (316).
- Racked up 25 avoided tackles, which leads the SEC and ranks third in the FBS.

BREAKING DOWN HILL'S YARDS AFTER CONTACT

| Opponent | Rushing Yards | Yards After Contact |
|---------------|---------------|---------------------|
| Louisiana | 197 | 88 |
| Southern Miss | 123 | 98 |
| Kansas State | 111 | 71 |
| Kentucky | 120 | 59 |
| TOTAL | 551 | 316 |

GIBSON FINDS THE END ZONE IN FIRST TWO GAMES

- RB **Nick Gibson** scored a rushing touchdown in each of the first two games this season.
- Gibson matched his career rushing touchdown total (2) from his first three seasons combined.
- He scored on a 3-yard run in the season opener at Louisiana and then from 13-yards out vs. Southern Miss.

WITHERSPOON RUNS FOR A 22-YARD TD IN FIRST COLLEGE GAME

- RB **Lee Witherspoon** rushed seven times for 40 yards and his first career touchdown in the second game vs. Southern Miss.
- Witherspoon took his sixth run of the game 22 yards for a score with just more than 2 minutes to go in the game.
- Prior to MSU, he led the state of Alabama as a high school senior with 2,846 total rushing yards, averaging 19.2 yards per carry

MSU RUNNING BACKS HAVEN'T FUMBLED SINCE 2017

- Bulldog running backs have 440 consecutive carries without a fumble, dating back to 2017.
- The last fumble by an MSU running back came at Arkansas on Nov. 18, 2017 at 7:26 in the first quarter (**Nick Gibson**)
- Gibson's fumble snapped a previous streak of 504 consecutive carries and 44 consecutive quarters without a fumble on an offensive possession by any Bulldog at any position.
- **Kylin Hill** has never lost a fumble in 286 career carries. He has fumbled only once - 2017 at Texas A&M (he recovered it).
- **Nick Gibson** has gone 40 consecutive carries since his last lost fumble.
- Freshman **Lee Witherspoon** has logged 10 carries without a fumble.

NOTING MSU'S RUN GAME

- MSU has boasted one of the nation's top rushing attacks the last two seasons and has been solid already during the 2019 season.
- State has logged 200+ yards in each of the first four games in 2019 and ranks third in the SEC in rushing yards per game (228.3).
- MSU rushed for 200+ yards for the 29th time since 2016 last week and is 23-6 in those games.
- The Bulldogs have topped 200 yards on the ground in 12 of their 17 games under **Joe Moorhead**.
- MSU rushed for 200+ yards in eight games in 2016 and nine times in 2017.
- Under **Joe Moorhead**, MSU is 10-2 when eclipsing the 200-yard mark on the ground.
- State's 11 rushing touchdowns this year are tied for second in the SEC.
- Led by RB **Kylin Hill**, State has ripped off an SEC-best 38 runs of 10+ yards this year.
- Last season, State was second in the SEC (20th, FBS) in 2018 in rush yards/game (223.62) and second in the SEC (12th, FBS) in yards/carry (5.66).
- MSU is currently averaging 5.5 yards per rush in 2019, good for third in the SEC.
- In 2017, MSU finished second in the SEC and 11th in the FBS in rushing yards per game (251.7).
- MSU has eclipsed 250 rushing yards an SEC-high 21 times since the start of the 2016 season along with Georgia.
- State's six 250-yard rushing games last season were the second-most in the SEC behind Georgia (8).
- Four MSU players combined for 13 individual 100-yard rushing games last season - QB **Nick Fitzgerald** (7), RB **Kylin Hill** (3), RB **Aeris Williams** (2), and QB **Keytaon Thompson** (1).

SAME GAME 100-YARD RUSHING GAMES SINCE 2016

Since the start of the 2016 season, MSU has had multiple 100-yard rusher in the same game 10 times.

| Opponent | Date | Yards Rushing |
|-------------------|----------|---|
| Kentucky | 9/21/19 | Garrett Shrader (125), Kylin Hill (120) |
| at Ole Miss | 11/22/18 | Nick Fitzgerald (117), Kylin Hill (108) |
| #8 Auburn | 10/6/18 | Nick Fitzgerald (195), Kylin Hill (126) |
| Louisiana | 9/16/18 | Nick Fitzgerald (107), Aeris Williams (101) |
| at Kansas State | 9/8/18 | Nick Fitzgerald (159), Kylin Hill (211) |
| UMass | 11/4/17 | Nick Fitzgerald (135), Aeris Williams (114) |
| BYU | 10/14/17 | Aeris Williams (114), Nick Fitzgerald (103) |
| at Louisiana Tech | 9/9/17 | Nick Fitzgerald (111), Aeris Williams (107) |
| at Ole Miss | 11/26/16 | Nick Fitzgerald (258), Aeris Williams (191) |
| #4 Texas A&M | 11/5/16 | Nick Fitzgerald (182), Aeris Williams (140) |

CAREER PERFORMANCES

200-YARD PASSING GAMES

Tommy Stevens, Sr., QB (1)
236, at Louisiana, 2019

Keytaon Thompson, Jr., QB (1)
364, Stephen F. Austin, 2018

100-YARD RUSHING GAMES

Kylin Hill, Jr., RB (7)
211, at Kansas State, 2018
197, at Louisiana, 2019
126, Auburn, 2018
123, Southern Miss, 2019
120, Kentucky, 2019
111, Kansas State, 2019
108, at Ole Miss, 2018

Keytaon Thompson, Jr., QB (3)
147, Louisville, 2017
121, Ole Miss, 2017
109, Stephen F. Austin, 2018

Garrett Shrader, Fr., QB (1)
125, Kentucky, 2019

100-YARD RECEIVING GAMES

Stephen Guidry, Sr., WR (1)
130, Texas A&M, 2018

Osirus Mitchell, Jr., WR (1)
114, Stephen F. Austin, 2018

STAFF PLAYERS OF THE WEEK

AT LOUISIANA (AUG. 31)

Offense: RB Kylin Hill

Defense: CB Cameron Dantzler

Special Teams: P Tucker Day

Scout Team for Defense: QB Jalen Mayden

Scout Team for Offense: LB Nick Jarrett

Scout Team for Special Teams: S Cody Swanson

Student-Athletes: WR Quinton Torbor, Cody Swanson

SOUTHERN MISS (SEPT. 9)

Offense: RB Kylin Hill

Defense: DE Marquiss Spencer

Special Teams: WR JaVonta Payton

Scout Team for Defense: RB Robert Rivers

Scout Team for Offense: LB Willie Gay Jr.

Scout Team for Special Teams: S Somon Anderson

Student-Athletes: WR Isaiah Zuber, S Fred Peters

KENTUCKY (SEPT. 21)

Offense:

Defense:

Special Teams:

Scout Team for Defense:

Scout Team for Offense:

Scout Team for Special Teams:

Student-Athletes:

NOTING MSU'S OFFENSIVE LINE

The Bulldogs had to replace two starters on the offensive line as guard Deion Calhoun and center Elgton Jenkins departed for the NFL after last season. However, State welcomed back a veteran group with plenty of starting experience. MSU heads into Week 5 with a combined 91 starts on the line. State entered 2019 with 71, which was the fifth-most in the SEC.

Darryl Williams

- Made the move to center and has started 29 of MSU's last 30 games.
- Has allowed just one sack since the start of the 2017 season (sack came at Kentucky in 2018).
- Earned SEC Co-Offensive Lineman of the Week honors following his strong performance in Week 2 against Southern Miss.
- Preseason All-American and All-SEC second team selection by both media and coaches.
- Named a team captain following the spring game and is a candidate for the Rimington and Outland Trophies.
- All 194 of his snaps through the first four games have come at center (just three pressures allowed, all last week vs. Kentucky).
- Has an 80.0+ pass blocking grade from PFF in two of four games this season.
- Allowed only one sack, three QB hits and five hurries for just nine total pressures in 2018, according to PFF.
- No. 5 overall graded guard in the SEC by PFF last season (71.1) and had the No. 5 best pass blocking grade (82.9).

Stewart Reese

- Started every game of his college career (30; 26 at RT, 4 at RG).
- Slid into right guard for the first time in his career this season.
- Had his best pass blocking grade from PFF of this season vs. Kentucky on Sept. 21 (86.0).
- Has allowed only two hurries (no hits or sacks) in 84 pass-block snaps in 2019.
- Last time he allowed a sack was at Alabama last season.

Greg Eiland

- Started 21 games in his career.
- 17 starts at left tackle and four at right tackle (first four games this season).
- Has played the second-most snaps this season among MSU's offensive linemen (218).
- 11 snaps this season have been at left tackle.
- Just one sack allowed this season (vs. Southern Miss).

Tyre Phillips

- Played in all 13 games in 2018 and rotated at both tackle positions.
- Has never allowed a sack during his career at MSU in 274 pass-block snaps.
- Started at left tackle each game this season and has played the most snaps among MSU's offensive linemen (242).
- MSU's highest-graded offensive lineman from the season opener by PFF (88.3).
- Allowed just two hurries, zero sacks and zero hits this season in 116 pass-blocking snaps.
- Saw action in two snaps at left guard in the season opener.

Dareuan Parker

- Also saw action in every game last season and started at left guard in Week 1.
- Missed the second and third games of the season (injury) but returned last week vs. Kentucky and was solid at left guard.
- Had top overall grade last week among MSU offensive linemen from PFF (79.7) and an impressive run-block grade (82.0)
- Two of MSU's three rushing touchdowns and 194 of the Bulldogs' 241 rushing yards vs. Kentucky were to the left side.

More on the Bulldogs' offensive line

- Behind the starting five, MSU has experience in guard **Michael Story** and tackle **Tommy Champion** and center **Evans Wilkerson**.
- JUCO transfer **LaQuinston Sharp** saw his first career action in Week 1 at right guard. He earned an 85.7 grade from PFF in 31 snaps played. He's played mostly at right guard so far. He had to take one snap at center in the season opener.
- Champion earned his first career start at left guard in Week 2 in place of Parker. He played 40 snaps and was solid, not allowing a pressure. He got the start there again last week.

MITCHELL IS THE TOP TARGET THIS SEASON

- WR **Osirus Mitchell** leads the Bulldogs in catches (17), receiving yards (244) and touchdown receptions (3) this season.
- Led MSU in receiving yards each of the first three games.
- Caught a touchdown pass from QB **Tommy Stevens** on MSU's first possession in each of the first two games.
- Touchdown catches have been 31, 28 and 35 yards, respectively.
- His 35-yard TD grab vs. Kansas State was State's longest play from scrimmage through the first three games.
- Tied for eighth in the SEC in receiving touchdowns (3).
- 12 of his catches have resulted in a first down or a touchdown.
- He is tied for 10th in the conference in receptions of 15+ yards (7).
- His three catches of 25+ yards are tied for seventh in the SEC.
- Caught a TD for the third straight game in Week 3 (first MSU player since WR Chad Bumphis in 2012 to accomplish that feat).
- Had multiple receptions for the fourth straight week against Kentucky.
- Caught 5 of 9 targets vs. Kansas State for 74 yards, one touchdown and had a passer rating when targeted of 119.7.
- Has a team-best passer rating of 118.1 when targeted, according to PFF.
- One of only eight SEC wide receivers with 15+ catchable targets this season and zero dropped passes, per PFF.

CAREER PARTICIPATION

| Player | '16 | '17 | '18 | '19 | Total |
|--------------------|-------|-------|-------|-----|-------|
| Fletcher Adams | 11/0 | 13/6 | 13/2 | 4/0 | 41/8 |
| Somon Anderson | -- | -- | 2/0 | 2/0 | 4/0 |
| Lee Autry | -- | -- | 13/1 | 2/1 | 15/2 |
| Paul Blackwell | -- | -- | -- | 4/0 | 4/0 |
| Aaron Brule | -- | -- | 4/0 | 4/0 | 8/0 |
| Logan Burnett | -- | 2/0 | 2/0 | 1/0 | 5/0 |
| Tommy Champion | -- | -- | 6/0 | 4/2 | 10/2 |
| Korey Charles | -- | 3/0 | 7/0 | 2/0 | 12/0 |
| Aadreekis Conner | -- | -- | -- | 4/0 | 4/0 |
| Jace Christmann | -- | 13/0 | 13/0 | 3/0 | 29/0 |
| Brian Cole II | -- | -- | 5/4 | 4/4 | 9/8 |
| Londyn Craft | -- | -- | 2/0 | 2/0 | 4/0 |
| Charles Cross | -- | -- | -- | 2/0 | 2/0 |
| Jaden Crumedy | -- | -- | 2/0 | 4/2 | 6/2 |
| Brad Cumbest | -- | -- | 3/0 | 3/0 | 6/0 |
| Cameron Dantzler | -- | 13/0 | 13/13 | 3/3 | 29/16 |
| Tucker Day | -- | 2/0 | 13/0 | 4/0 | 19/0 |
| Malik Dear * | 12/9 | 0/0 | 11/0 | 4/0 | 38/9 |
| Taury Dixon | -- | -- | 10/0 | 3/0 | 13/0 |
| Collin Duncan | -- | -- | -- | 4/0 | 4/0 |
| Greg Eiland | -- | 13/4 | 13/13 | 4/4 | 30/21 |
| Martin Emerson Jr. | -- | -- | -- | 4/0 | 4/0 |
| Raymond Freeman | -- | -- | 2/0 | -- | 2/0 |
| Esaias Furdge | -- | -- | 2/0 | -- | 2/0 |
| Cameron Gardner | -- | -- | 3/0 | 4/1 | 7/1 |
| Willie Gay Jr. | -- | 13/0 | 13/6 | 1/0 | 27/6 |
| Nick Gibson | 3/0 | 13/1 | 9/0 | 2/0 | 27/1 |
| Scott Goodman | -- | -- | 13/0 | 4/0 | 17/0 |
| Farrod Green | 12/8 | 13/13 | 13/0 | 4/4 | 42/25 |
| Landon Guidry | -- | -- | 8/0 | 4/0 | 12/0 |
| Stephen Guidry | -- | -- | 13/5 | 3/2 | 16/7 |
| Kylin Hill | -- | 13/0 | 11/11 | 4/4 | 28/15 |
| James Jackson | -- | -- | 4/0 | 4/0 | 8/0 |
| Devonta Jason | -- | -- | 13/0 | 1/0 | 14/0 |
| R.J. Jennings | -- | -- | 9/0 | 3/0 | 12/0 |
| Jett Johnson | -- | -- | 2/0 | -- | 2/0 |
| Kwatrivous Johnson | -- | -- | 2/0 | -- | 2/0 |
| Dontea Jones | -- | 4/0 | 12/0 | 4/0 | 20/0 |
| Jarrian Jones | -- | -- | -- | 4/0 | 4/0 |
| Kendell Jones | 1/0 | 4/0 | 1/0 | 3/0 | 9/0 |
| Kobe Jones | -- | 13/0 | 13/1 | 4/0 | 30/1 |
| Sh'mar Kirby-Lane | -- | -- | 6/0 | 3/0 | 9/0 |
| Jaquarius Landrews | -- | -- | 10/3 | 4/4 | 14/7 |
| Jordan Lawless | -- | -- | 2/0 | 1/0 | 3/0 |
| Leo Lewis | 13/13 | 13/12 | 12/10 | 4/4 | 42/39 |
| Fabien Lovett | -- | -- | 2/0 | 4/4 | 6/4 |
| Jalen Mayden | -- | -- | 3/0 | -- | 3/0 |
| Osirus Mitchell | -- | 9/0 | 13/13 | 4/4 | 26/17 |
| C.J. Morgan | -- | 10/0 | 13/3 | 4/4 | 27/7 |
| Marcus Murphy | -- | -- | 12/0 | 1/0 | 13/0 |
| Aaron Odom | -- | -- | 2/0 | 1/0 | 3/0 |
| Dareuan Parker | -- | 12/0 | 13/0 | 2/2 | 27/2 |
| JaVonta Payton | -- | -- | -- | 4/0 | 4/0 |
| Fred Peters | -- | -- | -- | 4/0 | 4/0 |
| Tyre Phillips | -- | -- | 13/0 | 4/4 | 17/4 |
| Nathan Pickering | -- | -- | -- | 1/0 | 1/0 |
| Shawn Preston | -- | -- | 1/0 | -- | 1/0 |
| J.P. Purvis | -- | -- | -- | 3/0 | 3/0 |
| Jaylon Reed | -- | -- | 3/0 | -- | 3/0 |
| Stewart Reese | -- | 13/13 | 13/13 | 4/4 | 30/30 |
| Chauncey Rivers | -- | -- | 13/0 | 4/4 | 17/4 |
| Robert Rivers | -- | -- | 3/0 | 1/0 | 4/0 |
| Devon Robinson | -- | -- | 1/0 | -- | 1/0 |
| Demonte Russell | -- | -- | -- | 3/0 | 3/0 |
| Kody Schexnayder | 4/0 | 1/0 | 13/0 | 4/0 | 22/0 |
| LaQuinston Sharp | -- | -- | -- | 3/0 | 3/0 |
| Joshua Short | -- | -- | 1/0 | -- | 1/0 |
| Garrett Shrader | -- | -- | -- | 3/1 | 3/1 |
| Maurice Smitherman | 10/0 | 13/0 | 13/2 | 4/4 | 40/6 |
| Marquiss Spencer | 12/0 | 13/0 | 4/0 | 4/4 | 33/4 |
| Georquarius Spivey | -- | -- | 3/0 | 4/1 | 7/1 |
| Tommy Stevens | -- | -- | -- | 3/3 | 3/3 |
| Michael Story | 8/2 | 6/0 | 9/1 | 3/0 | 26/3 |
| Nathan Swanson | -- | -- | 2/0 | -- | 2/0 |
| Dedrick Thomas | 10/0 | 13/0 | 13/8 | 4/3 | 40/11 |
| Erroll Thompson | -- | 13/3 | 13/13 | 4/4 | 30/20 |
| Keytaon Thompson | -- | -- | 10/1 | 9/1 | 19/2 |
| Sherman Timbs | -- | -- | 1/0 | 4/4 | 4/4 |
| Powers Warren | -- | -- | 5/0 | 1/0 | 6/0 |
| Tim Washington | 12/0 | 13/0 | 13/0 | 4/0 | 42/0 |
| Nathaniel Watson | -- | -- | 2/0 | 1/0 | 3/0 |
| Evans Wilkerson | 12/0 | 13/0 | 13/0 | 4/0 | 42/0 |
| Austin Williams | -- | -- | 13/5 | 4/0 | 17/5 |
| Darryl Williams | 7/0 | 13/13 | 12/12 | 4/4 | 36/29 |
| Tyler Williams | -- | -- | 9/0 | 4/1 | 13/1 |
| Lee Witherspoon | -- | -- | -- | 3/0 | 3/0 |
| Cameron Young | -- | -- | 1/0 | 3/0 | 4/0 |
| Isaiah Zuber | -- | -- | -- | 4/1 | 4/1 |

* 11/0 in 2015

BRIAN COLE'S HOT START

- S **Brian Cole II** leads the SEC in tackles for loss this season (5.5).
- Cole's 5.5 tackles for loss are tied for the second most among FBS defensive backs.
- He has recorded at least 1.0 TFL in six of nine career games, including three games this season.
- Cole has logged multiple tackles for loss in two of the last three games (2.5 vs. Southern Miss and 2.0 vs. Kansas State).
- 14 of his 21 tackles have been solo stops.
- In 2019, Cole has recorded five QB pressures (2 sacks, 3 hurries) on 15 pass rushes.

TAKEAWAYS, TURNOVER MARGIN IN 2019

- MSU is tied for the FBS lead in takeaways (11).
- State has gained seven fumbles and four interceptions.
- The Bulldogs' seven fumbles gained are tied for the FBS lead.
- MSU ranks second in the SEC and tied for 15th in the FBS in turnover margin (+4).
- State has scored 38 points off turnovers through three games in 2019.

HOLDING TEAMS TO FEWER THAN 200 YARDS RUSHING

- Since the start of the 2018 season, MSU has held 16 of its opponents below the 200-yard rushing mark, which is tied for the third most in the SEC during that stretch.
- The last time a team rushed for 200+ yards on the Bulldogs was Kentucky (229 yards) on Sept. 22, 2018, a 13-game streak.

BULLDOGS LEAD SEC IN 3RD DOWN DEFENSE

- The Bulldogs have held its opponents to just 10 conversions (41 attempts) on third down for a 24.4 percent clip, which is tops in the SEC.
- State was tops in the SEC and third in the FBS last season in third down defense (26.6 percent).
- Over the last 17 games, MSU's opponents have converted on third down only 26.1 percent of the time.

20 STRAIGHT GAMES WITH A TAKEAWAY

Dating back to the 2017 season at Arkansas on Nov. 18, MSU has recorded at least one takeaway in 20 straight games (second-longest active streak in the FBS) compiling 38 total turnovers gained during that span.

| Date | Opponent | Takeaway |
|----------|-------------------|---|
| 11/18/17 | Arkansas | FF by Johnathan Abram (FR by Marquiss Spencer) |
| 11/23/17 | Ole Miss | FF by Erroll Thompson (FR by Jeffery Simmons) |
| 11/23/17 | Ole Miss | INT by Mark McLaurin |
| 12/30/17 | Louisville | 3 INT by Mark McLaurin |
| 12/30/17 | Louisville | INT by Cameron Dantzler |
| 9/1/18 | Stephen F. Austin | INT by C.J. Morgan |
| 9/8/18 | Kansas State | INT by Erroll Thompson |
| 9/15/18 | Louisiana | INT by Johnathan Abram |
| 9/22/18 | Kentucky | INT by Brian Cole |
| 9/29/18 | Florida | INT by Cameron Dantzler |
| 10/6/18 | Auburn | FR by Joel Baldwin on muffed punt |
| 10/6/18 | Auburn | FF by Mark McLaurin (FR by Kobe Jones) |
| 10/20/18 | LSU | INT by Cameron Dantzler |
| 10/27/18 | Texas A&M | INT by Erroll Thompson |
| 11/3/18 | LA Tech | INT by Stephen Adegoko |
| 11/10/18 | Alabama | FR by Braxton Hoyett |
| 11/10/18 | Alabama | INT by Willie Gay Jr. |
| 11/17/18 | Arkansas | FF by Johnathan Abram (FR by Johnathan Abram) |
| 11/17/18 | Arkansas | INT by C.J. Morgan |
| 11/17/18 | Arkansas | FF by Chris Rayford (FR by Chris Rayford) |
| 11/22/18 | Ole Miss | FF by Jeffery Simmons (FR by Willie Gay) |
| 11/22/18 | Ole Miss | INT by Johnathan Abram |
| 11/22/18 | Ole Miss | INT by Maurice Smitherman |
| 1/1/19 | Iowa | FF by Stephen Adegoko (FR by Mark McLaurin) |
| 1/1/19 | Iowa | INT by Willie Gay Jr. |
| 8/31/19 | Louisiana | INT by Cameron Dantzler |
| 8/31/19 | Louisiana | FR by Brian Cole II on backward pass |
| 8/31/19 | Louisiana | FR by Erroll Thompson on TEAM sack |
| 8/31/19 | Louisiana | FF by Marquiss Spencer (FR by Cameron Dantzler) |
| 9/7/19 | Southern Miss | FF by Marquiss Spencer (FR by Tyler Williams) |
| 9/7/19 | Southern Miss | INT by Martin Emerson |
| 9/7/19 | Southern Miss | INT by C.J. Morgan |

| | | |
|---------|--------------|---|
| 9/14/19 | Kansas State | FR by Paul Blackwell |
| 9/14/19 | Kansas State | FF by Stewart Reese (FR by Darryl Williams) |
| 9/14/19 | Kansas State | FR by Jarrian Jones |
| 9/21/19 | Kentucky | INT by Willie Gay Jr. |

MSU HAS AN INTERCEPTION IN 15 OF ITS LAST 17 GAMES

- State has collected an interception in 15 of its last 17 games and has 17 total interceptions during that stretch. MSU carried a streak of nine straight games with a pickoff into the Kansas State game before it was ended.
- The 17 interceptions have been credited to nine different players, including six on the 2019 roster: CB **Cameron Dantzler** (one vs. Florida in 2018; one at LSU in 2018; one at Louisiana in 2019), STAR **Brian Cole** (one at Kentucky in 2018), S Johnathan Abram (one vs. Louisiana in 2018; one at Ole Miss in 2018), LB **Erroll Thompson** (one at Kansas State in 2018; one vs. Texas A&M in 2018), CB **C.J. Morgan** (one vs. Stephen F. Austin in 2018; one vs. Arkansas in 2018; one vs. Southern Miss in 2019), CB Stephen Adegoko (one vs. LA Tech in 2018) and **Willie Gay Jr.** (one at Alabama in 2018; one vs. Iowa in 2018; one vs. Kentucky in 2019), CB **Martin Emerson** (one vs. Southern Miss in 2019) and CB **Maurice Smitherman** (one at Ole Miss in 2018).

ONE OF THE NATION'S BEST LINEBACKERS

- A smart, instinctive and hard-hitting MLB, **Erroll Thompson** entered his junior season with 133 total tackles, including 14.5 for loss and six sacks, in 26 games played.
- He added 10 more tackles (team-high and his third-career double-digit tackle game) in the season opener vs. Louisiana, and then 20 combined in the last three games for 30 on the season.
- He has started 20 straight contests, including all 13 games last season for the nation's top-ranked defense.
- Last season, Thompson ranked second on the team in total tackles (87), tied for third in tackles for loss (9.0), added 3.5 sacks and collected a pair of interceptions.
- He earned second-team ALL-SEC honors from The Associated Press for his efforts last season.
- The Alabama native was voted the defensive team captain for the 2019 season and is also an early candidate for the Bednarik Award, Butkus Award and the Nagurski Trophy

DANTZLER ISLAND

- A preseason All-American, CB **Cameron Dantzler** ranked second in the SEC last season among corners with a 41.1 passer rating allowed, according to PFF.
- The Louisiana product was one of only four SEC corners that did not allow a touchdown (min. 345 coverage snaps played).
- A candidate for the Jim Thorpe Award, Bednarik Award, Butkus Award and the Bronko Nagurski Trophy, Dantzler also had a pair of interceptions and led MSU in passes defended (11).
- Dantzler recorded an interception on Louisiana's first offensive play of the in the season opener. It was Dantzler's fourth career interception and his first since he had one at LSU on Oct. 20, 2018. Each of Dantzler's last two interceptions have come in his home state of Louisiana.

OUTSIDE THE HUDDLE PROFILES: OFFENSE

#70 Tommy Champion – OL

His mother calls him "T.J." ... Claims he is really a quarterback ... Favorite food is fried pork chop ... Says he is a "hooper at heart" ... Has a one-year-old daughter named KayLeeh Z. Champion and says she comes before anyone.

#9 Malik Dear – WR

Nickname is "Weeble" ... Earned his undergraduate degree in kinesiology in December of 2018 ... Currently working on a master's degree in workforce education leadership.

#55 Greg Eiland - OL

Nickname is "Peewee" ... Enjoys being outdoors ... Avid hunter and fisher ... Rides bulls and horses ... Boston Red Sox fan ... Favorite NFL team is the Indianapolis Colts and is a big fan of Peyton Manning ... Also played baseball growing up ... Favorite candy is Reese's.

#18 Cameron Gardner - WR

Nicknames are "Cam" and "Cam G" ... Starkville native that reunites with former teammates Willie Gay Jr, Kameron Jones and Kobe Jones ... Lists the Philadelphia Eagles as his favorite NFL team and De'Andre Hopkins as his favorite player ... His brother (Navy) and nephew (Air Force) both served in the military ... Also played baseball and basketball growing up ... Favorite candies are Swedish Fish and Mike N' Ikes ... Wants to serve as a secret service agent following his football career ... Lists his parents as the inspirational people in his life because "they've been through so much, and you wouldn't even know because they always have a smile on their face."

#82 Farrod Green - TE

Grew up with teammate Leo Lewis ... Played basketball until the 10th grade ... Enjoys watching Netflix and gaming in his free time ... His father coaches at Copiah Lincoln Community College and he grew up on Co-Lin's campus ... His father has coached at Co-Lin for over 25 years and has coached the likes of Nick Fairley, DeQuan Menzie, Arthur Maulet and MSU alum Donald Gray ... Aspires to be a coach like his father one day ... His go-to breakfast on gamedays is cheese eggs, sausage and a waffle.

#1 Stephen Guidry - WR

Nicknames are "Bankroll" and "Killa" ... Born in Baton Rouge ... Likes to listen to NBA Youngboy and Boosie before a game to psyche himself up ... Favorite NFL team is the Jacksonville Jaguars and his favorite player is Odell Beckham Jr. ... Also played basketball, track and baseball growing up ... Enjoys playing NBA 2K during his free time ... Hidden talent is jiggling.

#8 Kylin Hill - RB

Hidden talent is dancing and claims he is the best dancer on the team ... Favorite artist is NBA Youngboy... His dream is to meet Kobe Bryant one day ... Favorite candy is sour gummy worms ... Favorite NFL team is the New England Patriots.

#5 Osirus Mitchell - WR

Grandmother called him "Bam Bam" growing up because he tended to break and throw things ... Skilled cooked and painter ... Wanted to play basketball not football in college his entire high school career ... Only decided to pursue football after his senior year ... Addicted to white chocolate Hershey's and hot Cheetos ... Shares the same birthday (Sept. 15) with his mother and sister ... Enjoys fishing to relax ... Made regular fishing trips with Cameron Dantzler and Tim Washington over the summer ... Dantzler lists Osirus as the teammate that inspires him most because of his "motor to go" that pushes Dantzler to also work harder.

#4 JaVonta Payton – WR

Nicknames are "JP" and "Tay" ... He is the oldest of 12 siblings ... Enjoys watching movies in his spare time and aspires to act following his football career ... Enjoys watching old Disney shows to remind him of his childhood ... Teammates give him a hard time over how skinny he is ... Favorite NFL team is the Tennessee Titans ... Favorite candy is Reese's.

#78 Tyre Phillips – OL

Nickname is "Big Country" ... Musically gifted ... Plays the piano and the trumpet ... Despite playing on the offensive line, does not like large crowds and does not like being touched.

#51 - Stewart Reese - OT

Nickname is "Big Stew" ... Enjoys playing video games ... His favorite video game series is Call of Duty with his favorite game being Black Ops 3 ... Animal lover, especially favors dogs ... Enjoys singing ... Aspires to be an anesthesiologist.

#11 Geor'quarius Spivey – TE

His first name combines the beginning of his father's name, George ... His grandmother gave him the nickname "Monk" as a child because he was hyper and jumped around like a monkey ... Loves playing Fortnite and Madden in his free time ... Feels like he is the "greatest" on the team when it comes to gaming ... Enjoys shopping for new tennis shoes and cooking ... Favorite NFL players are Chad Johnson and Julio Jones ... Also played basketball and ran track growing up ... Says his inspiration is his grandmother because she "influenced me to be a better person."

#7 Tommy Stevens - QB

Graduate transfer quarterback from Penn State ... Indianapolis native ... Enjoys hanging out with friends and playing video games in his spare time ... Listens to Metallica to psyche himself up for big games ... Favorite NFL team is the Dallas Cowboys ... His grandfather is a former Marine ... His hidden talent is that he is a "decent bowler" ... One of his favorite snacks is sunflower seeds ... Prefers Hulu over Netflix and likes to binge watch South Park.

#2 Dedrick Thomas - WR

Nickname is "Sweet Feet" ... Earned the nickname as a sophomore while playing football at Memphis Central from going to camps and juking others on the field ... Claims to be a NBA 2k "freak" ... Grew up believing he was going to play basketball because his closet friends have played the sport on the collegiate and professional level ... Big anime fan with his favorites being Naruto and Dragon Ball Z ... Graduated with a degree in kinesiology in May and is currently pursuing a degree in psychology.

#88 Powers Warren - TE

Nickname is "Powow" ... Born in Kansas City, Kansas ... His hidden talent is his ability to do a back flip ... Also played basketball, hockey and soccer growing up ... His father is the former Chief Operating Officer of the Minnesota Vikings and was recently named the commissioner of the Big Ten Conference.

#85 - Austin Williams - WR

Lived in Germany for two years when he was in the fifth grade ... Enjoys skydiving.

#73 Darryl Williams – OL

Battles for the title of best grill on the team with Tim Washington ... His specialty is ribs and often hosts the offensive line for cookouts ... Listens to "Ready or Not" by Fugees to get hyped for a big game ... Claims his "phenomenal" suit game will "blow you off the charts" ... Lists his mom and his uncle as his biggest fans and motivations ... Enjoys fishing in his free time ... Favorite Mississippi State tradition is "Don't Stop Believing" heading into the fourth quarter ... Majoring in human development because he has a passion for working with children and would like to pursue that following his football career.

#12 Isaiah Zuber - WR

Nickname is "Zube" ... Graduate transfer wide receiver from Kansas State ... Native of Stone Mountain, Georgia, and played at Stephenson, the same high school that produced former MSU players Preston Smith and Montez Sweat and current Bulldog Chauncey Rivers.

OUTSIDE THE HUDDLE PROFILES: DEFENSE/SPECIAL TEAMS

#90 Lee Autry – DT

Younger brother to former Bulldog and current Indianapolis Colt – Denico Autry ... His secret hobby is making beats on his laptop ... Wears No. 90 because it was the number he wore when he first started playing football ... Favorite NFL team is the Carolina Panthers ... Also played basketball growing up ... Favorite candy is Trollis gummies ... Plays football for his mother and wants to give back to her after watching her struggle to make ends meet when growing up ... After his football career, he dreams of giving back to his community and helping high school athletes develop on the field to earn collegiate scholarships.

#32 Brian Cole II - S

Nickname is "BCole" ... Was on the swim team in middle school ... Avid video gamer that enjoys playing NBA2K ... Hails from Saginaw, Michigan where he was the No. 1 receiver in the state of Michigan coming out of high school ... Allergic dogs despite wanting to own one someday ... Enjoys super heroes and has a tattoo of his favorite – The Incredible Hulk ... His father is a retired police officer ... Darryl Williams lists Cole as his most inspirational teammate, calling him family and admiring his love for the game of football.

#3 - Cameron Dantzler - CB

Nickname in high school was "The Needle", because he was long and skinny but "when I hit you, it hurts" ... Enjoys singing and watching cartoons ... His favorite cartoons are SpongeBob SquarePants and The Boondocks ... Listens to NBA Youngboy and Meek Mill before big games ... Lists his mom as his biggest fan because she "brags on me so much, it's crazy" ... His son, Cameron Dantzler Jr., was born on May 26 ... Says the birth of his son has "changed his whole demeanor" ... Also adopted a pitbull puppy, Bruno, over the summer ... His go-to breakfast on game days is pancakes ... Enjoys fishing and riding horses in his free time ... Made regular fishing trips with Osirus Mitchell and Tim Washington over the summer.

#6 Willie Gay Jr. - LB

Starkville native that was high school teammates with fellow Bulldog Kobe Jones on defense ... Grew up a Mississippi State fan ... enjoys singing ... Mother calls him Chip because she says he is "sweet as a chocolate chip" ... Runs an Instagram account for his two pitbulls – Pac & Leila Ali.

#11 Jaquarius Landrews

Goes by his middle name "Capri" because he isn't the biggest fan of his first name ... He is left handed ... Wears No. 11 to represent being the "11th man on the field" ... Teammates gave him a hard time over the summer for shaving his head ... Favorite candy is M&M's ... Earned his undergraduate degree in interdisciplinary studies in December of 2018 ... Currently working on his master's degree in workforce education leadership ... His daughter, Nevaeh, was born in January ... Says she is his inspiration because she "gives him every reason to be great."

#52 Kobe Jones - DE

Reunites on defense with high school teammate with Willie Gay Jr. ... One of his former coaches gave him the nickname "Mayor of Starkville" over the 2018 season ... Has worn No. 52 since he was seven ... Favorite NFL team is the Dallas Cowboys ... Favorite television show is "Power" ... Favorite food is ribeye steak ... Helps coach the Starkville Cowboys, a local little league football team.

#10 Leo Lewis – LB

Farrod Green lists him as his most inspirational teammate ... The duo is from the same area in Mississippi and understand each other's struggles of growing up and motivates the two to push harder ... The two have been close friends before becoming teammates at Mississippi State.

#54 Fabien Lovett - DT

Nickname is "Fabo" ... Claims to be a "shy" and "quiet" person ... Likes to play Madden during his free time ... Following his football career, he'd like to pursue welding ... Favorite candies are cherry sours and white chocolate Reese's.

#7 Marcus Murphy - S

Plays in honor of his mother Demetrick Murphy, who passed away unexpectedly in January, and his son Mason ... Mason is battling a rare genetic abnormality and is searching for a bone marrow transplant ... Wears No. 7 because it "means everything" to his family ... Enjoys hunting in his spare time ... Favorite NFL team is the Atlanta Falcons ... Says his baseball skills is his hidden talent.

#29 C.J. Morgan - S

Played violin before he ever picked up football and continued to play the instrument up until the 9th grade ... Is the oldest of four siblings ... Before every game, listens to his "Old Vibes" playlist, which consists of 70s to 2000s R&B ... Active brother of the Phi Beta Sigma Fraternity ... Loves joking around with his friends ... Favorite artist is Drake ... Says he hates to hold hands with anyone because he has "really sweaty hands."

#8 Maurice Smitherman - CB

Nickname is "Mo" ... He chose to wear No. 8 because of its ties to "new beginnings" in the Bible ... His favorite NFL team is the New England Patriots ... Best advice he ever received is from former Bulldog and NFL star Darius Slay: you have to know "that you are the best on the field" ... Enjoys sour candies ... Also played basketball growing up.

#40 Erroll Thompson - LB

Enjoys listening to music to get hyped on gamedays ... Favorite Mississippi State tradition is the Dawg Walk ... Enjoys hanging out with friends and playing video games in his free time ... Go-to breakfast on gamedays is an omelet ... Played baseball until his junior year of high school ... Claims he was a better baseball player than football player growing up ... Models his game after Luke Kuechly and Bobby Wagner ... Talks to his dad, a former Alabama State football player, after every game ... His father likes to watch game replays and will critique his game.

#50 Tim Washington - LB

Young linebackers on the team call him "Uncle Tim" ... Enjoys fishing and spent the summer taking fishing trips with Cameron Dantzler and Osirus Mitchell ... Has a passion for cooking and grilling ... Battles Darryl Williams for the title of the best griller on the team ... Some of his favorite things to cook/grill are seafood and chicken ... Earned his undergraduate degree in industrial technology in May ... Currently pursuing a master's degree in workforce education leadership.

#67 Paul Blackwell - SNP

Both of his grandfathers – Milton Chandler and James Blackwell served in the military ... Enjoys fishing and boating ... Goal is to work as a petroleum engineer following his football career ... Also played soccer and baseball growing up ... Favorite NFL team is the New Orleans Saints.

#42 Tucker Day - P

Enjoys singing acting ... Several family members are actors ... Skilled at impersonating people and characters ... Avid hockey fan and enjoys playing hockey as well ... Big fan of the Nashville Predators and New York Rangers.

#47 - Jace Christmann - K

Born John Christmann V ... His family did not call him John for the first month of his life to avoid the confusion of being a fifth-generation John ... His dad found the name Jace in an old book, which is derived from the initials J.C. ... Learned how to solve a Rubik's Cube over the 2018 season ... Runs a Twitter account dedicated to the Bulldog specialists (@4thDownDawgs).

#48 Scott Goodman - K

Is a triplet ... The only boy of the triplet set and was born second by a minute ... His older sister, Jamie, attends Ole Miss while his younger sister, Sydney, attends Auburn ... He did not grow up playing football, only starting his football career in high school ... Favorite NFL team is the New Orleans Saints ... Also grew up playing soccer and baseball ... Likes to hunt and fish during his free time.

#27 Kody Schexnayder – P/HLD

Nickname is "Shexs" ... Has a twin brother, Kyle ... The first sport he actually fell in love with was baseball before finding his passion for football ... Enjoys fishing in his spare time ... His favorite NFL team is the New Orleans Saints ... His family had to overcome tragedy after losing everything in the effects of Hurricane Katrina in 2005.

MISSISSIPPI STATE 20+ YARD PLAYS

MSU'S 20+ YARD PLAYS BREAKDOWN

BY PLAY

| | |
|--------------------|-----------|
| Pass | 9 |
| Rush | 7 |
| TOTAL | 16 |

BY GAME

| | |
|------------------------|---|
| Louisiana | 3 |
| Southern Miss..... | 4 |
| Kansas State..... | 3 |
| Kentucky..... | 6 |
| Auburn | |
| Tennessee | |
| LSU | |
| Texas A&M | |
| Arkansas..... | |
| Alabama..... | |
| Abilene Christian..... | |
| Ole Miss | |

BY QUARTER

| | |
|-----------|---|
| 1st | 5 |
| 2nd | 5 |
| 3rd..... | 4 |
| 4th..... | 2 |

RUSHING

| | |
|-----------------------|---|
| Kylin Hill..... | 4 |
| Garrett Shrader | 2 |
| Lee Witherspoon | 1 |

PASSING

| | |
|-----------------------|---|
| Garrett Shrader | 5 |
| Tommy Stevens | 4 |

RECEIVING

| | |
|----------------------|---|
| Osirus Mitchell..... | 3 |
| Dedrick Thomas..... | 3 |
| Austin Williams..... | 2 |
| Malik Dear | 1 |

20+ MORE YARD TOUCHDOWNS

| | |
|----------------------|---|
| Osirus Mitchell..... | 3 |
|----------------------|---|

MSU'S 20+ YARD PLAYS FROM SCRIMMAGE

| Yards | Type | Player | Opponent | Qtr. |
|-------|------|--------------------------------------|---------------|------|
| 49 | Rush | Garrett Shrader | Kentucky | 4th |
| 36 | Rush | Garrett Shrader | Kentucky | 2nd |
| 35* | Pass | Osirus Mitchell from Tommy Stevens | Kansas State | 2nd |
| 31* | Pass | Osirus Mitchell from Tommy Stevens | Louisiana | 1st |
| 28* | Pass | Osirus Mitchell from Tommy Stevens | Southern Miss | 1st |
| 28 | Pass | Austin Williams from Tommy Stevens | Louisiana | 2nd |
| 26 | Pass | Dedrick Thomas from Garrett Shrader | Kansas State | 3rd |
| 25 | Pass | Dedrick Thomas from Garrett Shrader | Kentucky | 3rd |
| 22 | Rush | Kylin Hill | Kansas State | 2nd |
| 22 | Rush | Kylin Hill | Southern Miss | 1st |
| 22 | Rush | Kylin Hill | Southern Miss | 3rd |
| 22* | Rush | Lee Witherspoon | Southern Miss | 4th |
| 21 | Pass | Dedrick Thomas from Garrett Shrader | Kentucky | 1st |
| 20 | Pass | Austin Williams from Garrett Shrader | Kentucky | 2nd |
| 20 | Pass | Malik Dear from Garrett Shrader | Kentucky | 3rd |
| 20 | Rush | Kylin Hill | Louisiana | 1st |

*Denotes play resulted in touchdown.

MSU'S LONGEST PLAYS OF THE YEAR

| Type | Play | Opponent |
|---------------------|--|-------------------------|
| Rushing | 49 yards by Garrett Shrader | vs. Kentucky (9/21) |
| Rushing Touchdown | 22 yards by Lee Witherspoon | vs. Southern Miss (9/7) |
| Passing | 35 yards by Tommy Stevens to Osirus Mitchell | vs. Kansas State (9/14) |
| Passing Touchdown | 35 yards by Tommy Stevens to Osirus Mitchell | vs. Kansas State (9/14) |
| Punt Return | 40 yards by Malik Dear | vs. Louisiana (8/31) |
| Kick Return | 24 yards by JaVonta Payton | vs. Kansas State (9/14) |
| Interception Return | 52 yards by Willie Gay Jr. | vs. Kentucky (9/21) |
| Punt | 59 yards by Tucker Day | vs. Southern Miss (9/7) |
| Field Goal | 47 yards by Jace Christmann | vs. Kansas State (9/14) |

MISSISSIPPI STATE MISCELLANEOUS STATISTICS

Games with a Reception

| Player | '16 | '17 | '18 | '19 | Career |
|---------------------------|-----|-----|-----|-----|--------|
| #1 Stephen Guidry | -- | -- | 12 | 2 | 14 |
| #2 Dedrick Thomas | 3 | 11 | 10 | 4 | 28 |
| #3 Devonta Jason | -- | -- | 2 | -- | 2 |
| #4 JaVonta Payton | -- | -- | -- | 3 | 3 |
| #5 Osirus Mitchell | -- | 5 | 10 | 4 | 19 |
| #8 Kylin Hill | -- | 3 | 10 | 3 | 16 |
| #9 Malik Dear (10 in '15) | 10 | -- | 1 | 1 | 22 |
| #12 Isaiah Zuber | -- | -- | -- | 3 | 3 |
| #18 Cameron Gardner | -- | -- | -- | 1 | 1 |
| #21 Nick Gibson | 0 | 3 | 5 | -- | 8 |
| #25 Brad Cumbest | -- | -- | 1 | -- | 1 |
| #82 Farrod Green | 6 | 5 | 9 | 3 | 23 |
| #84 Donte Jones | -- | 0 | 4 | 3 | 7 |
| #85 Austin Williams | -- | -- | 7 | 3 | 10 |

Games with 5+ Receptions

| Player | '16 | '17 | '18 | '19 | Career |
|--------------------------|-----|-----|-----|-----|--------|
| #1 Stephen Guidry | -- | -- | 0 | -- | 0 |
| #2 Dedrick Thomas | 0 | 0 | 0 | -- | 0 |
| #3 Devonta Jason | -- | -- | 0 | -- | 0 |
| #5 Osirus Mitchell | -- | 0 | 2 | 3 | 4 |
| #8 Kylin Hill | -- | 0 | 1 | -- | 1 |
| #9 Malik Dear (1 in '15) | 0 | -- | 0 | -- | 1 |
| #21 Nick Gibson | 0 | 0 | 0 | -- | 0 |
| #25 Brad Cumbest | -- | -- | 0 | -- | 0 |
| #82 Farrod Green | 0 | 0 | 0 | -- | 0 |
| #84 Donte Jones | -- | 0 | 0 | -- | 0 |
| #85 Austin Williams | -- | -- | 0 | -- | 0 |

Receptions of 20+ Yards

| Player | '16 | '17 | '18 | '19 | Career |
|--------------------------|-----|-----|-----|-----|--------|
| #1 Stephen Guidry | -- | -- | 9 | -- | 9 |
| #2 Dedrick Thomas | 0 | 4 | 4 | 3 | 11 |
| #3 Devonta Jason | -- | -- | 1 | -- | 1 |
| #5 Osirus Mitchell | -- | -- | 7 | 3 | 10 |
| #8 Kylin Hill | -- | 0 | 2 | -- | 2 |
| #9 Malik Dear (1 in '15) | 4 | -- | 0 | -- | 5 |
| #21 Nick Gibson | 0 | 0 | 0 | -- | 0 |
| #25 Brad Cumbest | -- | -- | 1 | -- | 1 |
| #82 Farrod Green | 0 | 4 | 0 | -- | 4 |
| #84 Donte Jones | -- | 0 | 1 | -- | 1 |
| #85 Austin Williams | -- | -- | 3 | 2 | 5 |

Receptions of 50+ Yards

| Player | '16 | '17 | '18 | '19 | Career |
|--------------------------|-----|-----|-----|-----|--------|
| #1 Stephen Guidry | -- | -- | 2 | -- | 2 |
| #2 Dedrick Thomas | 0 | 0 | 0 | -- | 0 |
| #3 Devonta Jason | -- | -- | 0 | -- | 0 |
| #5 Osirus Mitchell | -- | -- | 1 | -- | 1 |
| #8 Kylin Hill | -- | -- | 1 | -- | 1 |
| #9 Malik Dear (0 in '15) | 0 | -- | 0 | -- | 0 |
| #21 Nick Gibson | 0 | 0 | 0 | -- | 0 |
| #25 Brad Cumbest | -- | -- | 0 | -- | 0 |
| #82 Farrod Green | 0 | 1 | 0 | -- | 1 |
| #84 Donte Jones | -- | 0 | 0 | -- | 0 |
| #85 Austin Williams | -- | -- | 0 | -- | 0 |

Receptions for a First Down

| Player | '16 | '17 | '18 | '19 | Career |
|---------------------------|-----|-----|-----|-----|--------|
| #1 Stephen Guidry | -- | -- | 15 | 6 | 21 |
| #2 Dedrick Thomas | 3 | 10 | 10 | 4 | 27 |
| #3 Devonta Jason | -- | -- | 2 | -- | 2 |
| #5 Osirus Mitchell | -- | 3 | 13 | 12 | 28 |
| #8 Kylin Hill | -- | 1 | 6 | 3 | 10 |
| #9 Malik Dear (14 in '15) | 13 | -- | 1 | 2 | 30 |
| #12 Isaiah Zuber | -- | -- | -- | 1 | 1 |
| #18 Cameron Gardner | -- | -- | -- | 1 | 1 |
| #21 Nick Gibson | 0 | 2 | 2 | 0 | 4 |
| #25 Brad Cumbest | -- | -- | 1 | -- | 1 |
| #82 Farrod Green | 7 | 5 | 5 | 3 | 20 |
| #84 Donte Jones | -- | 0 | 3 | 3 | 6 |
| #85 Austin Williams | -- | -- | 5 | 4 | 9 |

100-Yards Receiving

| Player | '16 | '17 | '18 | '19 | Career |
|--------------------------|-----|-----|-----|-----|--------|
| #1 Stephen Guidry | -- | -- | 1 | -- | 1 |
| #2 Dedrick Thomas | 0 | 0 | 0 | -- | 0 |
| #3 Devonta Jason | -- | -- | 0 | -- | 0 |
| #5 Osirus Mitchell | -- | 0 | 1 | -- | 1 |
| #8 Kylin Hill | -- | 0 | 0 | -- | 0 |
| #9 Malik Dear (0 in '15) | 0 | -- | 0 | -- | 0 |
| #21 Nick Gibson | 0 | 0 | 0 | -- | 0 |
| #25 Brad Cumbest | -- | -- | 0 | -- | 0 |
| #82 Farrod Green | 0 | 0 | 0 | -- | 0 |
| #84 Donte Jones | -- | 0 | 0 | -- | 0 |
| #85 Austin Williams | -- | -- | 0 | -- | 0 |

Games with a Receiving TD

| Player | '16 | '17 | '18 | '19 | Career |
|--------------------------|-----|-----|-----|-----|--------|
| #1 Stephen Guidry | -- | -- | 3 | 1 | 4 |
| #2 Dedrick Thomas | 1 | 4 | 2 | -- | 7 |
| #3 Devonta Jason | -- | -- | 0 | -- | 0 |
| #5 Osirus Mitchell | -- | 0 | 3 | 3 | 6 |
| #8 Kylin Hill | -- | 0 | 4 | -- | 4 |
| #9 Malik Dear (1 in '15) | 2 | -- | 0 | -- | 3 |
| #21 Nick Gibson | 0 | 0 | 0 | -- | 0 |
| #25 Brad Cumbest | -- | -- | 0 | -- | 0 |
| #82 Farrod Green | 1 | 0 | 0 | -- | 1 |
| #84 Donte Jones | -- | 0 | 1 | -- | 1 |
| #85 Austin Williams | -- | -- | 2 | 1 | 3 |

Games with Multiple Receiving TDs

| Player | '16 | '17 | '18 | '19 | Career |
|--------------------------|-----|-----|-----|-----|--------|
| #1 Stephen Guidry | -- | -- | 1 | -- | 1 |
| #2 Dedrick Thomas | 0 | 0 | 0 | -- | 0 |
| #3 Devonta Jason | -- | -- | 0 | -- | 0 |
| #5 Osirus Mitchell | -- | 0 | 1 | -- | 1 |
| #8 Kylin Hill | -- | 0 | 0 | -- | 0 |
| #9 Malik Dear (1 in '15) | 0 | -- | 0 | -- | 1 |
| #21 Nick Gibson | 0 | 0 | 0 | -- | 0 |
| #25 Brad Cumbest | -- | -- | 0 | -- | 0 |
| #82 Farrod Green | 0 | 0 | 0 | -- | 0 |
| #84 Donte Jones | -- | 0 | 0 | -- | 0 |
| #85 Austin Williams | -- | -- | 1 | -- | 1 |

Runs of 10+ Yards

| Player | '16 | '17 | '18 | '19 | Career |
|--------------------|-----|-----|-----|-----|--------|
| #6 Garrett Shrader | -- | -- | -- | 11 | 11 |
| #8 Kylin Hill | -- | 14 | 19 | 20 | 53 |
| #21 Nick Gibson | 2 | 8 | 5 | 3 | 18 |

Runs of 20+ Yards

| Player | '16 | '17 | '18 | '19 | Career |
|--------------------|-----|-----|-----|-----|--------|
| #6 Garrett Shrader | -- | -- | -- | 2 | 2 |
| #8 Kylin Hill | -- | 1 | 5 | 4 | 11 |
| #21 Nick Gibson | 0 | 1 | 2 | -- | 3 |

Runs of 50+ Yards

| Player | '16 | '17 | '18 | '19 | Career |
|-----------------|-----|-----|-----|-----|--------|
| #8 Kylin Hill | -- | 0 | 1 | -- | 1 |
| #21 Nick Gibson | 0 | 0 | 1 | -- | 1 |

Rushing First Downs

| Player | '16 | '17 | '18 | '19 | Career |
|--------------------|-----|-----|-----|-----|--------|
| #6 Garrett Shrader | -- | -- | -- | 8 | 8 |
| #8 Kylin Hill | -- | 22 | 37 | 29 | 88 |
| #21 Nick Gibson | 3 | 11 | 11 | 3 | 28 |

100-Yards Rushing

| Player | '16 | '17 | '18 | '19 | Career |
|--------------------|-----|-----|-----|-----|--------|
| #6 Garrett Shrader | -- | -- | -- | 1 | 1 |
| #8 Kylin Hill | -- | 0 | 3 | 4 | 7 |
| #21 Nick Gibson | 0 | 0 | 0 | -- | 0 |

Games with a Rushing Touchdown

| Player | '16 | '17 | '18 | '19 | Career |
|--------------------|-----|-----|-----|-----|--------|
| #6 Garrett Shrader | -- | -- | -- | 1 | 1 |
| #7 Tommy Stevens | -- | -- | -- | 2 | 2 |
| #8 Kylin Hill | -- | 2 | 3 | 3 | 8 |
| #21 Nick Gibson | 0 | 1 | 1 | 2 | 4 |

Games with Multiple Rushing TDs

| Player | '16 | '17 | '18 | '19 | Career |
|-----------------|-----|-----|-----|-----|--------|
| #8 Kylin Hill | -- | 0 | 1 | 1 | 2 |
| #21 Nick Gibson | 0 | 0 | 0 | -- | 0 |

MISSISSIPPI STATE CAREER STARTS BY POSITION

OFFENSE

LEFT TACKLE

Greg Eiland - 17
Tyre Phillips - 4

LEFT GUARD

Darryl Williams - 25
Michael Story - 3
Tommy Champion - 2
Dareuan Parker - 2

CENTER

Darryl Williams - 4

RIGHT GUARD

Stewart Reese - 4

RIGHT TACKLE

Stewart Reese - 26
Greg Eiland - 4

TIGHT END

Farrod Green - 25
Geor'quarius Spivey - 1

WIDE RECEIVER

Osirus Mitchell - 17
Dedrick Thomas - 11
Malik Dear - 9
Stephen Guidry - 7
Austin Williams - 5
Cameron Gardner - 1

RUNNING BACK

Kylin Hill - 15
Nick Gibson - 1

QUARTERBACK

Tommy Stevens - 3
Keytaon Thompson - 2
Garrett Shrader - 1

DEFENSE

DEFENSIVE END

Fletcher Adams - 7
Chauncey Rivers - 4
Marquiss Spencer - 4

DEFENSIVE TACKLE

Fabien Lovett - 4
Lee Autry - 3
Jaden Crumedy - 2
Fletcher Adams - 1
Kobe Jones - 1

LINEBACKER

Leo Lewis - 38
Erroll Thompson - 20
Willie Gay Jr. - 6

SAFETY

Brian Cole II - 6
Jaquarius Landrews - 6
C.J. Morgan - 6

CORNERBACK

Cameron Dantzler - 16
Maurice Smitherman - 6
Tyler Williams - 1

MISSISSIPPI STATE OFFENSIVE GAME-BY-GAME STARTERS

| Game | WR (X) | WR (H) | WR (Z) | LT | LG | C | RG | RT | TE | RB | QB |
|-------------------|------------|----------------|-------------|-------------|-------------|-------------|----------|-----------|----------|---------|------------|
| at Louisiana | C. Gardner | D. Thomas | O. Mitchell | T. Phillips | D. Parker | D. Williams | S. Reese | G. Eiland | F. Green | K. Hill | T. Stevens |
| Southern Miss | S. Guidry | D. Thomas | O. Mitchell | T. Phillips | T. Champion | D. Williams | S. Reese | G. Eiland | F. Green | K. Hill | T. Stevens |
| Kansas State | S. Guidry | D. Thomas | O. Mitchell | T. Phillips | T. Champion | D. Williams | S. Reese | G. Eiland | F. Green | K. Hill | T. Stevens |
| Kentucky | I. Zuber | G. Spivey (TE) | O. Mitchell | T. Phillips | D. Parker | D. Williams | S. Reese | G. Eiland | F. Green | K. Hill | G. Shrader |
| at Auburn | | | | | | | | | | | |
| at Tennessee | | | | | | | | | | | |
| LSU | | | | | | | | | | | |
| at Texas A&M | | | | | | | | | | | |
| at Arkansas | | | | | | | | | | | |
| Alabama | | | | | | | | | | | |
| Abilene Christian | | | | | | | | | | | |
| Ole Miss | | | | | | | | | | | |

MISSISSIPPI STATE DEFENSIVE GAME-BY-GAME STARTERS

| Game | DE | DT | NG | DE | WLB | MLB | S/LB | CB | FS | SS | CB |
|-------------------|-----------|------------|-----------|------------|----------|-------------|------------|---------------|-----------|-------------|-------------|
| at Louisiana | C. Rivers | J. Crumedy | F. Lovett | M. Spencer | L. Lewis | E. Thompson | B. Cole II | M. Smitherman | C. Morgan | J. Landrews | C. Dantzler |
| Southern Miss | C. Rivers | L. Autry | F. Lovett | M. Spencer | L. Lewis | E. Thompson | B. Cole II | M. Smitherman | C. Morgan | J. Landrews | C. Dantzler |
| Kansas State | C. Rivers | J. Crumedy | F. Lovett | M. Spencer | L. Lewis | E. Thompson | B. Cole II | M. Smitherman | C. Morgan | J. Landrews | T. Williams |
| Kentucky | C. Rivers | L. Autry | F. Lovett | M. Spencer | L. Lewis | E. Thompson | B. Cole II | M. Smitherman | C. Morgan | J. Landrews | C. Dantzler |
| at Auburn | | | | | | | | | | | |
| at Tennessee | | | | | | | | | | | |
| LSU | | | | | | | | | | | |
| at Texas A&M | | | | | | | | | | | |
| at Arkansas | | | | | | | | | | | |
| Alabama | | | | | | | | | | | |
| Abilene Christian | | | | | | | | | | | |
| Ole Miss | | | | | | | | | | | |

MISSISSIPPI STATE OFFENSIVE/SPECIAL TEAMS CAREER HIGHS

#1 WR STEPHEN GUIDRY

| | |
|-----------------|---|
| Receptions | 4 at Louisiana (8-31-19) |
| Receiving Yards | 130 vs. Texas A&M (10-27-18) |
| Receiving TDs | 1, (4x) last vs. Southern Miss (9-7-19) |
| Long Reception | 84 vs. Texas A&M (10-27-18) |

#2 WR DEDDRICK THOMAS

| | |
|-------------------|---|
| Receptions | 4, vs. Ole Miss (11-23-17) |
| Receiving Yards | 70, vs. LA Tech (11-3-18) |
| Receiving TDs | 1, (4x) last at Ole Miss (11-22-18) |
| Long Reception | 44, vs. Louisiana (9-15-18) |
| Punt Returns | 4, vs. Massachusetts (11-3-17) |
| Punt Return Yards | 104, vs. Massachusetts (11-3-17) |
| Long Punt Return | 83 vs. Massachusetts (11-3-17) |
| Kick Returns | 5, vs. Louisville (12-30-17) |
| Kick Return Yards | 110, vs. Louisville (12-30-17) |
| Long Kick Return | 22, (twice) last at Ole Miss (11-22-18) |

#3 WR DEVONTA JASON

| | |
|-----------------|---------------------------------------|
| Receptions | 1, (twice) last vs. LA Tech (11-3-18) |
| Receiving Yards | 25, vs. Stephen F. Austin (9-1-18) |
| Receiving TDs | none |
| Long Reception | 25, vs. Stephen F. Austin (9-1-18) |

#4 JAVONTA PAYTON

| | |
|-----------------|----------------------------|
| Receptions | 2, vs. Kentucky (9-21-19) |
| Receiving Yards | 14, vs. Kentucky (9-21-19) |
| Long Reception | 13, vs. Kentucky (9-21-19) |

#5 WR OSIRUS MITCHELL

| | |
|-----------------|-------------------------------------|
| Receptions | 6, (3x) last at Louisiana (8-31-19) |
| Receiving Yards | 114, vs. Stephen F. Austin (9-1-18) |
| Receiving TDs | 2, vs. Stephen F. Austin (9-1-18) |
| Long Reception | 84, vs. Stephen F. Austin (9-1-18) |

#6 QB GARRETT SHRADER

| | |
|---------------|--------------------------------|
| Completions | 17, vs. Kentucky (9-21-19) |
| Attempts | 22, vs. Kentucky (9-21-19) |
| Passing Yards | 180, vs. Kentucky (9-21-19) |
| Passing TDs | none |
| Long Pass | 26, vs. Kansas State (9-14-19) |
| Rushes | 11, vs. Kentucky (9-21-19) |
| Rushing Yards | 125, vs. Kentucky (9-21-19) |
| Rushing TDs | 1, vs. Kansas State (9-14-19) |
| Long Rush | 49, vs. Kentucky (9-21-19) |

#7 QB TOMMY STEVENS

| | |
|-----------------|---|
| Completions | 20, at Louisiana (8-31-19) |
| Attempts | 30, at Louisiana (8-31-19) |
| Passing Yards | 236, at Louisiana (8-31-19) |
| Passing TDs | 2, (twice) last vs. Southern Miss (9-7-19) |
| Long Pass | 35, (twice) last vs. Kansas State (9-14-19) |
| Rushes | 12, at Maryland (11-25-17)* |
| Rushing Yards | 113, at Maryland (11-25-17)* |
| Rushing TDs | 3, at Maryland (11-25-17)* |
| Long Rush | 45, vs. Iowa (11-5-16)* |
| Receptions | 3, vs. Washington (12-30-17)* |
| Receiving Yards | 22, vs. Nebraska (11-18-17)* |
| Receiving TDs | 1, (twice) last at Northwestern (10-7-17)* |
| Long Reception | 13, vs. Nebraska (11-18-17)* |

* achieved while playing at Penn State

#8 RB KYLIN HILL

| | |
|-----------------|------------------------------------|
| Rushes | 27, at Louisiana (8-31-19) |
| Rushing Yards | 211, at Kansas State (9-8-18) |
| Rushing TDs | 3, vs. Kentucky (9-21-19) |
| Long Rush | 52, at Kansas State (9-8-18) |
| Receptions | 5, vs. LA Tech (11-3-18) |
| Receiving Yards | 53, vs. Stephen F. Austin (9-1-18) |
| Receiving TDs | 1, (4x) last vs. Iowa (1-1-19) |
| Long Reception | 53, vs. Stephen F. Austin (9-1-18) |

#9 WR MALIK DEAR

| | |
|-------------------|---|
| Receptions | 6, vs. LA Tech (10-17-15) |
| Receiving Yards | 70, vs. LA Tech (10-17-15) |
| Receiving TDs | 2, vs. Ole Miss (11-28-15) |
| Long Reception | 27, vs. LA Tech (10-17-15) |
| Rushes | 5, at Kentucky (10-22-16) |
| Rushing Yards | 77, at Kentucky (10-22-16) |
| Long Rush | 52, at Texas A&M (10-3-15) |
| Punt Returns | 2, (twice) last vs. Louisiana (8-31-19) |
| Punt Return Yards | 40, at Louisiana (8-31-19) |
| Long Punt Return | 40, at Louisiana (8-31-19) |
| Kick Returns | 4, vs. Arkansas (11-19-16) |
| Kick Return Yards | 56, vs. LA Tech (10-17-15) |
| Long Kick Return | 34, vs. LA Tech (10-17-15) |

#12 WR ISAIAH ZUBER

| | |
|-------------------|--|
| Receptions | 10, at West Virginia (9-22-18)* |
| Receiving Yards | 144, vs. UTSA (9-15-18)* |
| Receiving TDs | 2, (twice) last vs. Iowa State (11-24-18)* |
| Long Reception | 72, vs. UTSA (9-15-18)* |
| Punt Returns | 4, at TCU (11-3-18)* |
| Punt Return Yards | 92, at South Dakota (9-1-18)* |
| Long Punt Return | 85, at South Dakota (9-1-18)* |

* achieved while playing at Kansas State

#18 WR CAMERON GARDNER

| | |
|-----------------|-------------------------------|
| Receptions | 1, vs. Southern Miss (9-7-19) |
| Receiving Yards | 7, vs. Southern Miss (9-7-19) |
| Receiving TDs | none |
| Long Reception | 7, vs. Southern Miss (9-7-19) |

#21 RB NICK GIBSON

| | |
|-----------------|---|
| Rushes | 9, vs. Arkansas (11-17-18) |
| Rushing Yards | 64, vs. LA Tech (11-3-18) |
| Rushing TDs | 1, (4x) last vs. Southern Miss (9-7-19) |
| Long Rush | 62, vs. LA Tech (11-3-18) |
| Receptions | 1, (several times) |
| Receiving Yards | 12, (twice) last at LSU (10-20-18) |
| Long Reception | 12, (twice) last at LSU (10-20-18) |

#22 RB LEE WITHERSPOON

| | |
|---------------|--------------------------------|
| Rushes | 7, vs. Southern Miss (9-7-18) |
| Rushing Yards | 40, vs. Southern Miss (9-7-18) |
| Rushing TDs | 1, vs. Southern Miss (9-7-18) |
| Long Rush | 22, vs. Southern Miss (9-7-18) |

#25 WR BRAD CUMBEST

| | |
|-----------------|-----------------------------|
| Receptions | 1, vs. Louisiana (9-15-18) |
| Receiving Yards | 21, vs. Louisiana (9-15-18) |
| Receiving TDs | none |
| Long Reception | 21, vs. Louisiana (9-15-18) |

#32 RB ROBERT RIVERS

| | |
|---------------|-----------------------------|
| Rushes | 3, vs. Louisiana (9-15-18) |
| Rushing Yards | 21, vs. Louisiana (9-15-18) |
| Rushing TDs | none |
| Long Rush | 9, vs. Louisiana (9-15-18) |

#82 TE FARROD GREEN

| | |
|-----------------|--------------------------------------|
| Receptions | 3, (4x) last vs. Kentucky (9-21-19) |
| Receiving Yards | 68, vs. Charleston Southern (9-2-17) |
| Receiving TDs | 1, at Massachusetts (9-24-16) |
| Long Reception | 62, vs. Charleston Southern (9-2-17) |

#84 TE DONTEA JONES

| | |
|-----------------|--|
| Receptions | 2, (twice) last vs. Kansas State (9-14-19) |
| Receiving Yards | 32, vs. Kansas State (9-14-19) |
| Receiving TDs | 1, vs. Stephen F. Austin (9-1-18) |
| Long Reception | 26, vs. Kansas State (9-14-19) |

#85 WR AUSTIN WILLIAMS

| | |
|-----------------|-----------------------------|
| Receptions | 3, at Louisiana (8-31-19) |
| Receiving Yards | 52, vs. Arkansas (11-17-18) |
| Receiving TDs | 2, vs. Arkansas (11-17-18) |
| Long Reception | 33, vs. Arkansas (11-17-18) |

SPECIAL TEAMS CAREER HIGHS

#26 K JORDAN LAWLESS

| | |
|---------------------|----------------------------|
| Field Goal Attempts | 2, at Louisiana (8-31-19) |
| Field Goals Made | 1, at Louisiana (8-31-19) |
| Field Goal Long | 37, at Louisiana (8-31-19) |
| PATs Made | 5, at Louisiana (8-31-19) |
| Kickoffs | none |
| Kickoff Yards | none |
| Kickoff Average | none |

#27 P KODY SCHEXNAYDER

| | |
|------------------------|--|
| Punts | 7, at Alabama (11-12-16) |
| Punt Yards | 210, at Alabama (11-12-16) |
| Punt Average | 46.67, at Ole Miss (11-26-16) |
| Long Punt | 52, vs. Texas A&M (11-5-16) |
| 50+ Yard Punts | 1, (twice) last at Ole Miss (11-26-16) |
| Punts Downed Inside 20 | 2, at Alabama (11-12-16) |

#42 P TUCKER DAY

| | |
|------------------------|--|
| Punts | 8, at Alabama (11-10-18) |
| Punt Yards | 294, at Alabama (11-10-18) |
| Punt Average | 50.4, vs. Iowa (1-1-19) |
| Long Punt | 70, vs. Iowa (1-1-19) |
| 50+ Yard Punts | 2, (twice) last vs. Southern Miss (9-7-19) |
| Punts Downed Inside 20 | 3, (3x) last vs. Southern Miss (9-7-19) |

#47 K JACE CHRISTMANN

| | |
|---------------------|---|
| Field Goal Attempts | 4, vs. Auburn (10-6-18) |
| Field Goals Made | 3, (3x) last vs. Iowa (1-1-19) |
| Field Goal Long | 47, (twice) last vs. Kansas State (9-14-19) |
| PATs Made | 8, vs. Louisiana (9-15-18) |
| Kickoffs | 1, (3x) last at Ole Miss (11-22-18) |
| Kickoff Yards | 44, vs. LA Tech (11-3-18) |
| Kickoff Average | 44.0, vs. LA Tech (11-3-18) |

#47 K SCOTT GOODMAN

| | |
|-----------------|--|
| Kickoffs | 10, vs. Stephen F. Austin (9-1-18) |
| Kickoff Yards | 643, vs. Stephen F. Austin (9-1-18) |
| Kickoff Average | 65.0, (twice) last at Alabama (11-10-18) |

MISSISSIPPI STATE DEFENSIVE CAREER HIGHS

#1 CB MARTIN EMERSON

Tackles 2, (2x) last vs. Kentucky (9-21-19)
 TFL none
 Sacks none
 PBU none
 Interceptions 1, vs. Southern Miss (9-7-19)
 Fumbles Forced none
 Fumbles Recovered none

#2 CB JARRIAN JONES

Tackles 1, (twice) last vs. Southern Miss (9-7-19)
 TFL none
 Sacks none
 PBU 1, vs. Kansas State (9-14-19)
 Interceptions none
 Fumbles Forced none
 Fumbles Recovered 1, vs. Kansas State (9-14-19)

#3 CB CAMERON DANTZLER

Tackles 7, (twice) last at Louisiana (8-31-19)
 TFL 1.0, (3x) last at Alabama (11-10-18)
 Sacks 1.0, at Alabama (11-10-18)
 PBU 3, (3x) last vs. Kentucky (9-21-19)
 Interceptions 1, (4x) last at Louisiana (8-31-19)
 Fumbles Forced none
 Fumbles Recovered 1, at Louisiana (8-31-19)

#5 DE CHAUNCEY RIVERS

Tackles 4, (3x) last vs. Kansas State (9-14-19)
 TFL 2.0, vs. Louisiana (9-15-18)
 Sacks 1.0, (2x) last vs. Kentucky (9-21-19)
 PBU 1, vs. Kentucky (9-21-19)
 Interceptions none
 Fumbles Forced none
 Fumbles Recovered none

#6 LB WILLIE GAY JR.

Tackles 9, at Alabama (11-10-18)
 TFL 2.0, at Alabama (11-10-18)
 Sacks 2.0, at Alabama (11-10-18)
 PBU 1, (3x) last vs. Florida (9-29-18)
 Interceptions 1, (3x) last vs. Kentucky (9-21-19)
 Fumbles Forced 1, vs. Massachusetts (11-3-17)
 Fumbles Recovered 1, at Ole Miss (11-22-18)

#7 S MARCUS MURPHY

Tackles 2, vs. LA Tech (11-3-18)
 TFL 0.5, vs. Arkansas (11-17-18)
 Sacks none
 PBU 1, vs. Arkansas (11-17-18)
 Interceptions none
 Fumbles Forced none
 Fumbles Recovered none

#8 CB MAURICE SIMTHERMAN

Tackles 5, at LSU (10-20-18)
 TFL none
 Sacks none
 PBU 1, (3x) last at LSU (10-20-18)
 Interceptions 1, (3x) last at Louisiana (8-31-19)
 Fumbles Forced 1, vs. Arkansas (11-17-18)
 Fumbles Recovered none

#10 LB LEO LEWIS

Tackles 12, (twice) last vs. Kansas State (9-14-19)
 TFL 2.0, vs. South Alabama (9-3-16)
 Sacks 1.0, at Ole Miss (11-26-16)
 PBU 1, (4x) last vs. Kansas State (9-14-19)
 Interceptions none
 Fumbles Forced 1, vs. LSU (9-16-17)
 Fumbles Recovered none

#11 S JAQUARIUS LANDREWS

Tackles 9, vs. Kansas State (9-14-19)
 TFL 2.5, vs. Texas A&M (10-27-18)
 Sacks 2.0, vs. Texas A&M (10-27-18)
 PBU 4, vs. Kentucky (9-21-19)
 Interceptions none
 Fumbles Forced none
 Fumbles Recovered none

#13 CB TYLER WILLIAMS

Tackles 3, (3x) last vs. Kentucky (9-21-19)
 TFL none
 Sacks none
 PBU 2, at Louisiana (8-31-19)
 Interceptions none
 Fumbles Forced none
 Fumbles Recovered 1, vs. Southern Miss (9-7-19)

#14 LB NATHANIEL WATSON

Tackles 2, vs. Stephen F. Austin (9-1-18)
 TFL none
 Sacks none
 PBU none
 Interceptions none
 Fumbles Forced none
 Fumbles Recovered none

#16 CB KOREY CHARLES

Tackles 1, (5x) last vs. Southern Miss (9-7-19)
 TFL none
 Sacks none
 PBU none
 Interceptions none
 Fumbles Forced none
 Fumbles Recovered none

#18 LB AARON BRULE

Tackles 1, (twice) vs. Southern Miss (9-7-19)
 TFL none
 Sacks none
 PBU none
 Interceptions none
 Fumbles Forced none
 Fumbles Recovered none

#20 CB TAURY DIXON

Tackles 1, at Louisiana (8-31-19)
 TFL none
 Sacks none
 PBU none
 Interceptions none
 Fumbles Forced none
 Fumbles Recovered none

#29 S C.J. MORGAN

Tackles 9, vs. Kentucky (9-21-19)
 TFL 0.5, vs. Southern Miss (9-7-19)
 Sacks none
 PBU 2, vs. Kentucky (9-21-19)
 Interceptions 1, (3x) last vs. Southern Miss (9-7-19)
 Fumbles Forced none
 Fumbles Recovered none

#31 S AADREEKIS CONNER

Tackles 2, vs. Kansas State (9-14-19)
 TFL none
 Sacks none
 PBU none
 Interceptions none
 Fumbles Forced none
 Fumbles Recovered none

#32 S BRIAN COLE II

Tackles 7, vs. Southern Miss (9-7-19)
 TFL 2.5, vs. Southern Miss (9-7-19)
 Sacks 1.0, (3x) last vs. Kansas State (9-14-19)
 PBU 1, vs. Kentucky (9-21-19)
 Interceptions 1, at Kentucky (9-22-18)
 Fumbles Forced 1, vs. Kansas State (9-14-19)
 Fumbles Recovered 1, at Louisiana (8-31-19)

#40 LB ERROLL THOMPSON

Tackles 14, vs. Florida (9-29-18)
 TFL 2.5, vs. Arkansas (11-17-18)
 Sacks 1.5, vs. Arkansas (11-17-18)
 PBU 1, (twice) last vs. Kentucky (9-21-19)
 Interceptions 1, (twice) last vs. Texas A&M (10-27-18)
 Fumbles Forced 1, vs. Ole Miss (11-23-17)
 Fumbles Recovered 1, at Louisiana (8-31-19)

#42 DE MARQUISS SPENCER

Tackles 5, at BYU (10-14-16)
 TFL 1.5, at Arkansas (11-18-17)
 Sacks 1.0, (twice) last vs. Southern Miss (9-7-19)
 PBU 1, (twice) last vs. Massachusetts (11-3-17)
 Interceptions none
 Fumbles Forced 1, (twice) last vs. Southern Miss (9-7-19)
 Fumbles Recovered 1, (3x) last at Arkansas (11-18-17)

#43 DE FLETCHER ADAMS

Tackles 5, (twice) last vs. Ole Miss (11-23-17)
 TFL 1.5, vs. Charleston Southern (9-2-17)
 Sacks 1.0, (twice) last vs. Kentucky (9-21-19)
 PBU 1, vs. LSU (9-16-17)
 Interceptions none
 Fumbles Forced 1, (twice) last vs. Kentucky (9-21-19)
 Fumbles Recovered none

#50 LB TIM WASHINGTON

Tackles 9, vs. Louisiana (9-15-18)
 TFL 1.0, (3x) last vs. Kentucky (9-21-19)
 Sacks 1.0, vs. Kentucky (9-21-19)
 PBU none
 Interceptions none
 Fumbles Forced none
 Fumbles Recovered none

#52 DE KOBE JONES

Tackles 6, vs. Charleston Southern (9-2-17)
 TFL 2.5, vs. Charleston Southern (9-2-17)
 Sacks 1.0, vs. Louisville (12-30-17)
 PBU none
 Interceptions none
 Fumbles Forced 1, vs. Charleston Southern (9-2-17)
 Fumbles Recovered 1, vs. Auburn (10-6-18)

#54 DT FABIEN LOVETT

Tackles 2, vs. Southern Miss (9-7-19)
 TFL none
 Sacks none
 PBU none
 Interceptions none
 Fumbles Forced none
 Fumbles Recovered none

#84 DT JADEN CRUMEDY

Tackles 3, at Louisiana (8-31-19)
 TFL none
 Sacks none
 PBU none
 Interceptions none
 Fumbles Forced none
 Fumbles Recovered none

#90 DT LEE AUTRY

Tackles 3, vs. Stephen F. Austin (9-1-18)
 TFL 1.0, vs. Kentucky (9-21-19)
 Sacks none
 PBU none
 Interceptions none
 Fumbles Forced none
 Fumbles Recovered none

#92 DT KENDELL JONES

Tackles 2, vs. Charleston Southern (9-1-17)
 TFL 0.5, vs. Charleston Southern (9-1-17)
 Sacks none
 PBU none
 Interceptions none
 Fumbles Forced none
 Fumbles Recovered none

#99 DT JAMES JACKSON

Tackles 2, vs. Stephen F. Austin (9-1-18)
 TFL none
 Sacks none
 PBU none
 Interceptions none
 Fumbles Forced none
 Fumbles Recovered none

MISSISSIPPI STATE TAKEAWAYS

| Opponent | Takeaway | Qtr. | Time | Yard-Line | Result | Result of Drive |
|--------------|--|------|-------|-----------|---------------------|---|
| Louisiana | Cameron Dantzler INTERCEPTION | 1 | 12:15 | UL 35 | No return | Turnover (fumble) |
| | Brian Cole II FUMBLE RECOVERY | 1 | 7:28 | Own 48 | No return | Turnover (downs) |
| | Erroll Thompson FUMBLE RECOVERY | 2 | 11:14 | UL 42 | No return | Nick Gibson 8-yard TD rush |
| | Cameron Dantzler FUMBLE RECOVERY | 3 | 3:53 | Own 12 | No return | Punt |
| | Tyler Williams FUMBLE RECOVERY | 2 | 10:39 | Own 42 | No return | Punt |
| | Martin Emerson INTERCEPTION | 4 | 3:07 | Own 33 | 45-yard return | Lee Witherspoon 22-yard TD rush |
| | C.J. Morgan INTERCEPTION | 4 | 1:33 | Own 38 | 9-yard return | End of game |
| Kansas State | Paul Blackwell FUMBLE RECOVERY | 2 | 10:44 | Own 49 | No return | Tommy Stevens 2-yard TD rush |
| | Darryl Williams FUMBLE RECOVERY | 3 | 11:37 | Own 17 | 4-yard return | Garrett Shrader 5-yard TD rush |
| | Jarrian Jones FUMBLE RECOVERY | 3 | 1:58 | Own 44 | No return | Jace Christmann 47-yard FG |
| Kentucky | Willie Gay Jr. INTERCEPTION | 1 | 13:35 | Own 48 | 52-yard return (TD) | Willie Gay Jr. 52-yard TD return |
| TOTAL | 11 Takeaways (4 interceptions, 7 fumbles) | | | | | 5 Touchdowns, 1 Field Goal (38 points) |

MISSISSIPPI STATE TURNOVERS

| Opponent | Takeaway | Qtr. | Time | Yard-Line | Result | Result of Drive |
|--------------|---|------|-------|-----------|---------------------------|---|
| Louisiana | Mi Jacquet III FUMBLE RECOVERY | 1 | 10:11 | Own 28 | No return | Turnover (fumble) |
| | Paul Boudreaux FUMBLE RECOVERY | 1 | 4:22 | MSU 15 | No return | Elija Mitchell 3-yard TD rush |
| Kansas State | Denzel Goolsby INTERCEPTION | 1 | 6:28 | KSU 31 | 16-yard return | Blake Lynch 35-yard FG |
| | Daniel Green FUMBLE RECOVERY | 2 | 3:16 | MSU 39 | 9-yard return | Skylar Thompson 1-yard TD rush |
| | AJ Parker INTERCEPTION | 3 | 11:37 | MSU 40 | Fumble (recovered by MSU) | Garrett Shrader 5-yard TD rush |
| Kentucky | Quandre Mosely INTERCEPTION | 2 | 0:48 | Own 12 | 39-yard return | Chance Poore missed 47-yard FG |
| | Jamari Brown FUMBLE RECOVERY | 3 | 9:10 | Own 20 | No return | Kavosiey Smoke 2-yard TD rush |
| TOTAL | 7 Turnovers (3 interceptions, 4 fumbles) | | | | | 3 Touchdowns, 1 Field Goal (24 points) |

MISSISSIPPI STATE INSIDE OPPONENT RED ZONE

| Opponent | Times in RZ | Times Scored | Points Scored | Total TDs | Rush TDs | Pass TDs | FGs Made | FGA | Failed to Score in RZ | | | | |
|---------------|-------------|--------------|---------------|-----------|-----------|----------|----------|----------|-----------------------|----------|----------|----------|----------|
| | | | | | | | | | Downs | Int. | Fumble | Half | Game |
| at Louisiana | 6 | 5 | 31 | 4 | 3 | 1 | 1 | 1 | 0 | 0 | 0 | 0 | 0 |
| Southern Miss | 4 | 4 | 24 | 3 | 2 | 1 | 1 | 0 | 0 | 0 | 0 | 0 | 0 |
| Kansas State | 2 | 2 | 14 | 2 | 2 | 0 | 0 | 0 | 0 | 0 | 0 | 0 | 0 |
| Kentucky | 4 | 3 | 21 | 3 | 3 | 0 | 0 | 0 | 0 | 0 | 1 | 0 | 0 |
| TOTAL | 16 | 14 | 90 | 12 | 10 | 2 | 2 | 1 | 0 | 0 | 1 | 0 | 0 |

14 of 16 (87.5%)

OPPONENTS INSIDE MISSISSIPPI STATE RED ZONE

| Opponent | Times in RZ | Times Scored | Points Scored | Total TDs | Rush TDs | Pass TDs | FGs Made | FGA | Failed to Score in RZ | | | | |
|---------------|-------------|--------------|---------------|-----------|----------|----------|----------|----------|-----------------------|----------|----------|----------|----------|
| | | | | | | | | | Downs | Int. | Fumble | Half | Game |
| at Louisiana | 5 | 4 | 28 | 4 | 3 | 1 | 0 | 0 | 0 | 0 | 1 | 0 | 0 |
| Southern Miss | 1 | 0 | 0 | 0 | 0 | 0 | 0 | 1 | 0 | 0 | 0 | 0 | 0 |
| Kansas State | 5 | 4 | 24 | 3 | 2 | 1 | 1 | 0 | 1 | 0 | 0 | 0 | 0 |
| Kentucky | 4 | 2 | 10 | 1 | 1 | 0 | 1 | 2 | 0 | 0 | 0 | 0 | 0 |
| TOTAL | 15 | 10 | 62 | 8 | 6 | 2 | 2 | 3 | 1 | 0 | 1 | 0 | 0 |

10 of 15 (66.7%)

MISSISSIPPI STATE GAME-BY-GAME NOTABLES

| Opponent | Time | TV | Location | Length | Coin Toss | Defer/Receive | Helmet/Jerseys/Pants | Attendance |
|-------------------|------------|-------|------------------|--------|--------------|---------------|----------------------|------------|
| at Louisiana | 11:00 a.m. | ESPNU | New Orleans, La. | 3:37 | Louisiana | Defer | White/White/White | 22,440 |
| Southern Miss | 2:32 p.m. | ESPNU | Starkville, MS | 3:08 | MSU | Defer | White/Maroon/White | 55,143 |
| Kansas State | 11:02 a.m. | ESPN | Starkville, MS | 3:29 | Kansas State | Defer | Maroon/Maroon/Gray | 54,522 |
| Kentucky | 3:01 p.m. | SECN | Starkville, MS | 3:19 | MSU | Defer | White/Maroon/White | 54,556 |
| at Auburn | | | | | | | | |
| at Tennessee | | | | | | | | |
| LSU | | | | | | | | |
| at Texas A&M | | | | | | | | |
| at Arkansas | | | | | | | | |
| Alabama | | | | | | | | |
| Abilene Christian | | | | | | | | |
| Ole Miss | | | | | | | | |

MISSISSIPPI STATE GAME-BY-GAME LEADERS

| Opponent | Rushes | Rush Yards | Catches | Receiving Yards | Tackles | Tackles-For-Loss | Sacks |
|-------------------|-------------|-----------------|----------------|-----------------|-----------------|------------------|----------------|
| at Louisiana | 27, K. Hill | 197, K. Hill | 6, O. Mitchell | 88, O. Mitchell | 10, E. Thompson | 1.0, 3 players | 1.0, Team |
| Southern Miss | 14, K. Hill | 123, K. Hill | 3, O. Mitchell | 46, O. Mitchell | 7, 2 players | 2.5, B. Cole | 1.0, 2 players |
| Kansas State | 24, K. Hill | 111, K. Hill | 5, O. Mitchell | 74, O. Mitchell | 12, L. Lewis | 2.0, B. Cole | 1.0, B. Cole |
| Kentucky | 26, K. Hill | 125, G. Shrader | 4, O. Mitchell | 46, D. Thomas | 9, C. Morgan | 1.0, 5 players | 1.0, 3 players |
| at Auburn | | | | | | | |
| at Tennessee | | | | | | | |
| LSU | | | | | | | |
| at Texas A&M | | | | | | | |
| at Arkansas | | | | | | | |
| Alabama | | | | | | | |
| Abilene Christian | | | | | | | |
| Ole Miss | | | | | | | |

THE LAST TIME MISSISSIPPI STATE ...

RUSHING

| | | |
|---|-------|---|
| Had 400+ yards rushing: | | at Ole Miss, 2016 (457) |
| Had 300+ yards rushing: | | at Ole Miss, 2018 (309) |
| Had 250+ yards rushing: | | at Louisiana, 2019 (261) |
| Had 200+ yards rushing: | | vs. Kentucky (241) |
| Had 70+ rushing attempts: | | vs. Arkansas, 2010 (70) |
| Had 60+ rushing attempts: | | vs. Ole Miss, 2017 (62) |
| Had 50+ rushing attempts: | | at Ole Miss, 2018 (51) |
| Had seven+ rushing TDs: | | vs. Louisiana, 2018 (6) |
| Had six+ rushing TDs: | | vs. Louisiana, 2018 (6) |
| Had five+ rushing TDs: | | vs. Louisiana, 2018 (6) |
| Had four+ rushing TDs: | | at Ole Miss, 2018 (4) |
| Had three+ rushing TDs: | | vs. Kentucky, 2019 (3) |
| Had two+ players with 100 yards rushing: | | vs. Kentucky, 2019 (Shrader 125, Hill 120) |
| Had three+ players with 100 yards rushing: | | vs. NE Louisiana, 1996 (Tony Buckhalter 119, Nakia Greer 110, Robert Isaac 103) |

PASSING

| | | |
|----------------------------------|-------|-----------------------------------|
| Had 450+ yards passing: | | at Arkansas, 2015 (508) |
| Had 400+ yards passing: | | vs. Samford, 2016 (417) |
| Had 300+ yards passing: | | vs. Stephen F. Austin, 2018 (398) |
| Had 200+ yards passing: | | at Louisiana, 2019 (236) |
| Had 40+ pass attempts: | | at Alabama, 2016 (43) |
| Had 30+ pass attempts: | | at Louisiana, 2019 (30) |
| Had 25+ pass completions: | | vs. UMass, 2016 (26) |
| Had 20+ pass completions: | | at Louisiana, 2019 (20) |
| Had five+ passing TDs: | | vs. Arkansas, 2018 (5) |
| Had four+ passing TDs: | | vs. Arkansas, 2018 (5) |
| Had three+ passing TDs: | | vs. Arkansas, 2018 (5) |
| Had four+ passes intercepted: | | at LSU, 2018 (4) |
| Had three+ passes intercepted: | | at LSU, 2018 (4) |

RECEIVING

| | | |
|---|-------|--|
| Had two players with 100 yards receiving: | | vs. Samford, 2016 (Donald Gray, 207; Fred Ross, 107) |
| Had 10+ different receivers catch a pass: | | vs. Stephen F. Austin, 2018 (12) |
| Had eight+ different receivers catch a pass: | | at Louisiana, 2019 (9) |

COMBINATION OFFENSE

| | | |
|--|-------|---|
| Had one 300-yard passer and one 100-yard rusher in a game: | | vs. Brigham Young, 2001 (Kevin Fant 346 pass & Dencenzo Miller 119 rush) |
| Had one 100-yard receiver and one 100-yard rusher in a game: | | vs. Stephen F. Austin, 2018 (Osirus Mitchell 114 receiving & Keytaon Thompson 109 rush) |

TOTAL OFFENSE

| | | |
|--------------------------------------|-------|---------------------------------|
| Had 600+ yards total offense: | | vs. Louisiana, 2018 (607) |
| Had 550+ yards total offense: | | vs. Louisiana, 2018 (607) |
| Had 500+ yards total offense: | | vs. Louisiana Tech, 2018 (532) |
| Had 400+ yards total offense: | | vs. Kentucky, 2019 (421) |
| Had 85+ plays total offense: | | vs. Ole Miss, 2017 (94) |
| Had 80+ plays total offense: | | vs. Ole Miss, 2017 (94) |
| Had 75+ plays total offense: | | vs. Louisville, 2017 (75) |

SCORING

| | | |
|---|-------|---|
| Scored 60+ points: | | vs. Stephen F. Austin, 2018 (63) |
| Scored 50+ points: | | vs. Arkansas, 2018 (52) |
| Scored 40+ points: | | vs. Arkansas, 2018 (52) |
| Scored 30+ points: | | vs. Southern Miss, 2019 (38) |
| Allowed 60+ points: | | vs. South Carolina, 1995 (65) |
| Allowed 50+ points: | | vs. Arkansas, 2016 (58) |
| Allowed 40+ points: | | at Auburn, 2017 (49) |
| Allowed 30+ points: | | vs. Kansas State, 2019 (31) |
| Was held scoreless: | | at No. 1 Alabama, 2018 (0-24) |
| Was held scoreless at Scott Field: | | vs. LSU, 2007 (0-45) |
| Was held scoreless on the road: | | at No. 1 Alabama, 2018 (0-24) |
| Was held scoreless at a non-campus site: | | vs. Florida, 1989 (21-0 in Tampa, Fla.) |
| Held opponent scoreless: | | vs. Charleston Southern, 2017 (49-0) |
| Held opponent scoreless at Scott Field: | | vs. Charleston Southern, 2017 (49-0) |
| Held opponent scoreless on the road: | | at South Carolina, 1998 (38-0) |
| Held opponent scoreless at neutral site: | | vs. Kansas, 1981 Hall of Fame Bowl (10-0) |
| Held opponent without a touchdown: | | at Ole Miss, 2018 (35-3) |
| Held opponent without an offensive touchdown: | | at Ole Miss, 2018 (35-3) |
| Held two opponents scoreless in one season: | | 2014 |
| Held three opponents scoreless in one season: | | 1963 |
| Held an SEC opponent scoreless: | | vs. Vanderbilt, 2014 (51-0) |
| Held two SEC opponents scoreless in one season: | | 1998 |
| Scored a two-point conversion passing: | | vs. Arkansas, 2016 (Nick Fitzgerald to Fred Ross) |
| Scored a two-point conversion rushing: | | vs. Ole Miss, 2017 (Keytaon Thompson rush) |
| Attempted a two-point conversion: | | vs. Ole Miss, 2017 (rush successful) |

TURNOVERS

| | | |
|--|-------|---|
| Committed eight+ turnovers: | | at Arkansas, 2003 (8) |
| Committed seven+ turnovers: | | vs. LSU, 2007 (7) |
| Had five+ fumbles: | | vs. Georgia Tech, 2009 (5) |
| Lost four+ fumbles: | | vs. Georgia Tech, 2009 (4) |
| Lost three+ fumbles: | | vs. Ole Miss, 2017 (3) |
| Did not commit a turnover: | | vs. Southern Miss, 2019 (0) |
| Did not cause a turnover: | | vs. Alabama, 2017 |
| Recorded six+ takeaways: | | at Kentucky, 2007 (6) |
| Recorded five+ takeaways: | | vs. Arkansas, 2012 (5) |
| Returned three+ interceptions for TDs: | | vs. Arkansas State, 1994 (Watt Harris - 41; Jimmy Lipscomb - 28; Dwayne Curry - 29) |
| Returned two+ interceptions for TDs: | | vs. Jackson State, 2012 (Darius Slay - 52, Matthew Wells - 22) |
| Returned one interception for a TD: | | vs. Kentucky, 2019 (52 yards by Willie Gay Jr.) |
| Returned a fumble for a TD: | | at Louisiana Tech, 2017 (90 yards by Jeffery Simmons) |
| Two players had 2+ interceptions: | | at Middle Tennessee, 2009 (Corey Broomfield - 2; Johnthan Banks - 2) |

DEFENSE

| | | |
|---|-------|--|
| Held opponent to 10 or fewer first downs: | | vs. BYU, 2017 (8) |
| Held opponent to 0 or fewer yards rushing: | | vs. Iowa, 2018 (-15 yds, 20 att.) |
| Held opponent to 25 or fewer yards rushing: | | vs. Iowa, 2018 (-15 yds, 20 att.) |
| Held opponent to 50 or fewer yards rushing: | | vs. Iowa, 2018 (-15 yds, 20 att.) |
| Held opponent to 50 or fewer yards passing: | | vs. Charleston Southern, 2017 (15) |
| Held opponent to 100 or fewer yards rushing: | | vs. Iowa, 2018 (-15 yds, 20 att.) |
| Held opponent to 100 or fewer yards passing: | | vs. Louisiana Tech, 2018 (98) |
| Held opponent to 100 or fewer yards total offense: | | vs. Charleston Southern, 2017 (33) |
| Held opponent to 200 or fewer yards total offense: | | vs. Iowa, 2018 (199) |
| Held opponent to 250 or fewer yards total offense: | | vs. Iowa, 2018 (199) |
| Held opponent to 300 or fewer yards total offense: | | vs. Kansas State, 2019 (269) |
| Intercepted five+ passes: | | at Memphis, 2002 (5) |
| Intercepted four+ passes: | | at Middle Tennessee, 2009 (4) |
| Intercepted three+ passes: | | vs. Louisville, 2017 (4) |
| Scored a safety: | | vs. Charleston Southern, 2017 (2) |
| Scored two+ safeties: | | vs. Charleston Southern, 2017 (2) |
| Recorded nine+ sacks: | | at Ole Miss, 1996 (9.0) |
| Recorded eight+ sacks: | | vs. Oklahoma State, 1999 (8.0) |
| Recorded six+ sacks: | | vs. Louisville, 2017 (6) |
| Recorded five+ sacks: | | vs. Arkansas, 2018 (5) |
| Recorded four+ sacks: | | at Ole Miss, 2018 (4) |
| Did not record a sack: | | vs. Arkansas, 2016 |
| Recorded 10+ tackles for loss: | | at Ole Miss, 2011 |
| Had four players record 10+ tackles: | | vs. Texas A&M, 2012 (B. McKinney, C. Lawrence, N. Whitley, M. Wells) |
| Had three players record 10+ tackles: | | at LSU, 2018 (J. Abram, M. McLaurin, J. Simmons) |
| Had two players record 10+ tackles: | | vs. Arkansas, 2018 (J. Abram, E. Thompson) |

SPECIAL TEAMS

| | | |
|-----------------------------------|-------|---|
| Returned a punt for a TD: | | vs. UMass, 2017 (Dedrick Thomas - 82) |
| Returned a blocked punt for a TD: | | at Louisiana Tech, 2017 (Jeffery Simmons - 90) |
| Returned a kickoff for a TD: | | at Southern Miss, 2015 (Brandon Holloway - 100) |
| Returned a blocked FG for a TD: | | vs. Southern Miss, 2014 (Jay Hughes - 70) |
| Blocked one punt: | | at Louisiana Tech, 2017 (Jeffery Simmons) |
| Blocked two punts: | | vs. LSU, 1999 (Robert Bean, Eugene Clinton, Rob Knight) |
| Blocked three punts: | | vs. LSU, 1999 (Robert Bean, Eugene Clinton, Rob Knight) |
| Punted 10+ times: | | at Ole Miss, 2008 (10) |
| Did not punt: | | vs. Troy, 2013 |
| Blocked a field goal: | | vs. Miami (Ohio), 2016 (Nelson Adams) |
| Had a punt blocked: | | at Texas A&M, 2017 (Armani Watts) |
| Had a field goal blocked: | | at Arkansas, 2013 (Devon Bell 28-yard attempt) |
| Blocked a PAT kick: | | vs. Miami (Ohio), 2016 (Johnathan Calvin) |
| Scored on a blocked PAT kick: | | vs. Texas A&M, 2000 (Julius Griffith) |
| Missed a kicking PAT: | | at Ole Miss, 2016 |
| Had a kicking PAT blocked: | | at Louisiana Tech, 2017 |
| Recovered an onside kick: | | at Texas A&M, 2017 |

MISCELLANEOUS

| | | |
|-------------------------------------|-------|--------------------------------|
| Had 30+ first downs: | | vs. BYU, 2017 (35) |
| Had 20+ first downs: | | vs. Kentucky, 2019 (22) |
| Had 20+ penalties: | | vs. Clemson, 1999 (21) |
| Had 10+ penalties: | | vs. Texas A&M, 2018 (10) |
| Had 100+ yards in penalties: | | at Kentucky, 2018 (139) |
| Had 35 minutes+ of possession time: | | at Ole Miss, 2018 (36:14) |
| Had 40 minutes+ of possession time: | | vs. Auburn, 2018 (41:53) |
| Was involved in a tie game: | | vs. Arkansas, 1993 (13-13) |
| Was involved in an overtime game: | | 2OT at BYU, 2016 (L, 28-21) |

THE LAST TIME AN MSU PLAYER ...

RUSHING

| | |
|--------------------------------------|--|
| Rushed 40+ times: | Michael Davis vs. Ole Miss, 1993 (40) |
| Rushed 35+ times: | James Johnson vs. Alabama, 1998 (36) |
| Rushed 30+ times: | Vick Ballard vs. Arkansas, 2010 (33) |
| Rushed 25+ times: | Kylin Hill vs. Kentucky, 2019 (26) |
| Rushed for 250+ yards: | Nick Fitzgerald at Ole Miss, 2016 (258) |
| Rushed for 200+ yards: | Kylin Hill at Kansas State, 2018 (211) |
| Rushed for 175+ yards: | Kylin Hill vs. Louisiana, 2019 (197) |
| Rushed for 150+ yards: | Kylin Hill vs. Louisiana, 2019 (197) |
| Rushed for 125+ yards: | Garrett Shrader vs. Kentucky, 2019 (125) |
| Rushed for 100+ yards: | Garrett Shrader and Kylin Hill vs. Kentucky, 2019 (125 and 120) |
| Rushed for 100+ yards (QB): | Garrett Shrader vs. Kentucky, 2019 (125) |
| Rushed for four+ touchdowns: | Nick Fitzgerald vs. Louisiana, 2018 (4) |
| Rushed for three+ touchdowns: | Kylin Hill vs. Kentucky, 2019 (3) |
| Rushed for two+ touchdowns: | Kylin Hill vs. Kentucky, 2019 (3) |
| Had a run of 80+ yards: | James Johnson at Alabama, 1997 (83) |
| Had a run of 70+ yards: | Nick Fitzgerald vs. Texas A&M, 2018 (76) |
| Had a run of 60+ yards: | Nick Fitzgerald vs. Texas A&M, 2018 (76) |
| Had a run of 50+ yards: | Nick Fitzgerald vs. Texas A&M, 2018 (76) |

PASSING

| | |
|--------------------------------|--|
| Passed for 450+ yards: | Dak Prescott at Arkansas, 2015 (508) |
| Passed for 400+ yards: | Nick Fitzgerald vs. Samford, 2016 (417) |
| Passed for 300+ yards: | Keytaon Thompson vs. Stephen F. Austin, 2018 (364) |
| Passed for 250+ yards: | Keytaon Thompson vs. Stephen F. Austin, 2018 (364) |
| Passed for 200+ yards: | Tommy Stevens vs. Louisiana, 2019 (236) |
| Attempted 45+ passes: | Dak Prescott at Arkansas, 2015 (50) |
| Attempted 35+ passes: | Nick Fitzgerald vs. Samford, 2016 (35) |
| Completed 30+ passes: | Keytaon Thompson vs. Stephen F. Austin, 2018 (31) |
| Completed 25+ passes: | Keytaon Thompson vs. Stephen F. Austin, 2018 (31) |
| Completed 20+ passes: | Tommy Stevens vs. Louisiana, 2019 (20) |
| Threw four+ touchdown passes: | Nick Fitzgerald vs. Arkansas, 2018 (4) |
| Threw three+ touchdown passes: | Nick Fitzgerald vs. Arkansas, 2018 (4) |
| Threw five+ interceptions: | Michael Henig vs. LSU, 2007 (6) |
| Threw four+ interceptions: | Nick Fitzgerald at LSU, 2018 (4) |
| Threw three+ interceptions: | Nick Fitzgerald at LSU, 2018 (4) |
| Completed pass for 90+ yards: | Kevin Fant to Terrell Grindle vs. Kentucky, 2002 (91) |
| Completed pass for 80+ yards: | Nick Fitzgerald to Stephen Guidry vs. Texas A&M, 2018 (84) |
| Completed pass for 70+ yards: | Nick Fitzgerald to Stephen Guidry vs. Texas A&M, 2018 (84) |
| Completed pass for 60+ yards: | Nick Fitzgerald to Stephen Guidry vs. Texas A&M, 2018 (84) |
| Completed pass for 50+ yards: | Nick Fitzgerald to Stephen Guidry vs. Texas A&M, 2018 (84) |

RECEIVING

| | |
|---------------------------|--|
| Caught 15+ passes: | Eric Moulds at Tennessee, 1995 (15) |
| Caught 10+ passes: | Fred Ross vs. Arkansas, 2016 (10) |
| Caught seven+ passes: | Fred Ross vs. Arkansas, 2016 (10) |
| Had 200+ yards receiving: | Donald Gray vs. Samford, 2016 (207) |
| Had 175+ yards receiving: | Donald Gray vs. Samford, 2016 (207) |
| Had 150+ yards receiving: | Fred Ross vs. Arkansas, 2016 (171) |
| Had 100+ yards receiving: | Stephen Guidry vs. Texas A&M, 2018 (130) |
| Caught three+ TD passes: | Donald Gray vs. Samford, 2016 (3) |
| Caught two+ TD passes: | Austin Williams vs. Arkansas, 2018 (2) |

TOTAL OFFENSE

| | |
|---|---|
| Had 450+ yards total offense: | Keytaon Thompson vs. Stephen F. Austin, 2018 (473) |
| Had 400+ yards total offense: | Keytaon Thompson vs. Stephen F. Austin, 2018 (473) |
| Had 350 yards+ total offense: | Nick Fitzgerald vs. Louisiana Tech, 2018 (350) |
| Had 300 yards+ total offense: | Nick Fitzgerald vs. Louisiana Tech, 2018 (350) |
| Had 100 yards both passing and rushing: | Nick Fitzgerald vs. Iowa, 2018 (103 rush, 152 pass) |

SCORING

| | |
|---|--|
| Accounted for five+ touchdowns: | Nick Fitzgerald vs. Arkansas, 2018 (1 rush, 4 pass) |
| Accounted for four+ touchdowns: | Nick Fitzgerald vs. Arkansas, 2018 (1 rush, 4 pass) |
| Accounted for three+ touchdowns: | Kylin Hill vs. Kentucky, 2019 (3 rush) |
| Scored four+ touchdowns: | Nick Fitzgerald vs. Louisiana, 2018 (4 rush) |
| Scored three+ touchdowns: | Kylin Hill vs. Kentucky, 2019 (3 rush) |
| Scored two+ touchdowns: | Kylin Hill vs. Kentucky, 2019 (3 rush) |
| Scored two+ non-offensive TDs: | Jeffery Simmons (FR & blkd punt) at Louisiana Tech, 2017 |

DEFENSE

| | |
|---|--|
| Intercepted three+ passes: | Mark McLaurin vs. Louisville, 2017 (3) |
| Intercepted two+ passes: | Mark McLaurin vs. Louisville, 2017 (3) |
| Intercepted a pass | Willie Gay Jr. vs. Kentucky, 2019 (1) |
| Recovered three+ fumbles: | Chris Corroero vs. Memphis, 1987 (3) |
| Recovered two+ fumbles: | Kamau Jackson vs. Tennessee, 2002 (2) |
| Recovered a fumble | three players vs. Kansas State, 2019 (1) |
| Forced two+ fumbles: | Gerri Green at Louisiana Tech, 2017 (2) |
| Forced a fumble | Fletcher Adams vs. Kentucky, 2019 (1) |
| Recorded five+ sacks: | Greg Favors at Ole Miss, 1996 (5.5) |
| Recorded three+ sacks: | Montez Sweat vs. Auburn, 2018 (3.0) |
| Recorded two+ sacks: | Willie Gay Jr. at Alabama, 2018 (2.0) |
| Recorded five+ tackles for loss: | Deljuan Robinson vs. Auburn, 2006 (5.0) |
| Recorded three+ tackles for loss: | Johathan Abram vs. Arkansas, 2018 (3.5) |
| Recorded 20+ tackles: | Mario Haggan vs. Arkansas, 2000 (20) |
| Recorded 10+ tackles: | Erroll Thompson vs. Louisiana, 2019 (10) |
| Recorded 10+ tackles in back-to-back games: | Beniquez Brown, 2015 (Two Straight) vs. Alabama (11), at Arkansas (12) |
| Returned an interception for a touchdown: | J.T. Gray (58) vs. UMass, 2017 |

SPECIAL TEAMS

| | |
|--------------------------------------|--|
| Scored 10+ points kicking: | Jace Christmann vs. Auburn, 2018 (11) |
| Kicked five+ field goals: | Derek DePasquale vs. UAB, 2010 (5) |
| Kicked four+ field goals: | Derek DePasquale vs. UAB, 2010 (5) |
| Kicked three+ field goals: | Jace Christmann vs. Auburn, 2018 (3) |
| Kicked two field goals of 50+ yards: | Brian Hazelwood vs. Memphis, 1997 (51, 53) |
| Kicked one field goal of 50+ yards: | Devon Bell vs. LSU, 2015 (52) |
| Kicked a punt of 70+ yards: | Tucker Day vs. Iowa, 2018 (70) |
| Kicked a punt of 60+ yards: | Tucker Day vs. Iowa, 2018 (70) |
| Punted 10+ times: | Blake McAdams at Ole Miss, 2008 (12) |
| Totalled 175+ kick return yards: | Jameon Lewis at Ole Miss, 2012 (183, 5 ret.) |
| Totalled 150+ kick return yards: | Jameon Lewis at Ole Miss, 2012 (183, 5 ret.) |
| Totalled 100+ kick return yards: | Keith Mixon vs. Arkansas, 2016 (106, 5 ret.) |
| Totalled 50+ punt return yards: | Keith Mixon vs. Stephen F. Austin, 2018 (64, 6 ret.) |

THE LAST TIME AN OPPONENT ...

RUSHING

| | |
|---------------------------------------|---|
| Had 400+ yards rushing: | Georgia Tech, 2014 (452) |
| Had 300+ yards rushing: | Arkansas, 2016 (357) |
| Had 200+ yards rushing: | Kentucky, 2018 (229) |
| Had 70+ rushing attempts: | Oklahoma State, 1998 (71) |
| Had 60+ rushing attempts: | Georgia Tech, 2014 (61) |
| Had 50+ rushing attempts: | Auburn, 2016 (58) |
| Had six+ rushing TDs: | Georgia Tech, 2014 (6) |
| Had four+ rushing TDs: | Auburn, 2017 (4) |
| Had two players with 100 yds rushing: | Arkansas, 2016 (Williams 205, Whaley 112) |

PASSING

| | |
|----------------------------------|-----------------------------|
| Had 400+ yards passing: | Samford, 2016 (468) |
| Had 300+ yards passing: | Ole Miss, 2016 (320) |
| Had 200+ yards passing: | Kentucky, 2019 (232) |
| Had 60+ pass attempts: | Samford, 2016 (70) |
| Had 50+ pass attempts: | Samford, 2016 (70) |
| Had 40+ pass attempts: | Kentucky, 2019 (41) |
| Had 30+ pass attempts: | Louisiana, 2019 (39) |
| Had 40+ pass completions: | Samford, 2016 (42) |
| Had 30+ pass completions: | Alabama, 2016 (31) |
| Had 25+ pass completions: | Alabama, 2016 (31) |
| Had 20+ pass completions: | Louisiana, 2019 (24) |
| Had five+ passing TDs: | Alabama, 2016 (5) |
| Had four+ passing TDs: | Alabama, 2016 (5) |
| Had three+ passing TDs: | Iowa, 2018 (3) |

RECEIVING

| | |
|---|---|
| Had two players with 100 yards receiving in a game: | Samford, 2016 (Karelc Hamilton 213 and Kelvin McKnight 115) |
| Had four+ players catch five+ passes: | Arkansas, 2015 (5) |
| Had three+ players catch five+ passes: | Ole Miss, 2016 (3) |
| Had 12+ players catch a pass: | Florida, 2018 (12) |
| Had eight+ players catch a pass: | Louisiana, 2019 (8) |

TOTAL OFFENSE

| | |
|--------------------------------------|------------------------------|
| Had 650+ yards total offense: | Arkansas, 2016 (661) |
| Had 600+ yards total offense: | Arkansas, 2016 (661) |
| Had 550+ yards total offense: | Arkansas, 2016 (661) |
| Had 500+ yards total offense: | Auburn, 2017 (511) |
| Had 400+ yards total offense: | Louisiana, 2019 (431) |
| Had 80+ plays total offense: | Louisiana Tech, 2017 (80) |
| Had 75+ plays total offense: | Louisiana, 2019 (76) |

SCORING

| | |
|---|--------------------------------|
| Scored 60+ points: | South Carolina, 1995 (65) |
| Scored 50+ points: | Arkansas, 2016 (58) |
| Scored 40+ points: | Auburn, 2017 (49) |
| Scored 30+ points: | Kansas State, 2019 (31) |
| Scored a two-point conversion rushing: | Arkansas, 2016 |
| Scored a two-point conversion passing: | Southern Miss, 2019 |
| Failed on a two-point conversion attempt: | Arkansas, 2016 |

TURNOVERS

| | |
|------------------------------------|--|
| Had five+ fumbles: | Ole Miss, 2011 (6) |
| Had four+ fumbles lost: | LSU, 2004 (4) |
| Had three+ fumbles lost: | Kansas State, 2019 (3) |
| Committed five+ turnovers: | Arkansas, 2012 (5) |
| Did not commit a turnover: | Alabama, 2017 |
| Intercepted five+ MSU passes: | LSU, 2010 (5) |
| Intercepted four+ MSU passes: | LSU, 2018 (4) |
| Intercepted three+ MSU passes: | LSU, 2018 (4) |
| Returned an interception for a TD: | UMass, 2017 (Isaiah Rodgers) |
| Returned a fumble for a TD: | Arkansas, 2017 (Briston Guidry 0-yd fumble recovery) |

DEFENSE

| | |
|--|------------------------------------|
| Held MSU to 10 or fewer first downs: | Alabama, 2018 (7) |
| Recorded 10+ sacks: | Ole Miss, 2008 (11) |
| Recorded seven+ sacks: | Ole Miss, 2015 (7) |
| Scored a safety: | Texas A&M, 2013 |
| Scored two safeties: | Florida, 2005 |
| Held MSU to 25 or fewer yards rushing: | Alabama, 2011 (12) |
| Held MSU to 100 or fewer yards passing: | Auburn, 2018 (69) |
| Held MSU to 50 or fewer yards passing: | Florida, 2010 (33) |
| Held MSU to 300 or less yards total offense: | Alabama, 2018 (184) |
| Held MSU to 200 or less yards total offense: | Alabama, 2018 (184) |
| Held MSU to 100 or fewer yards both rushing & passing: | Ole Miss, 2008 (-51 rush, 88 pass) |

SPECIAL TEAMS

| | |
|-------------------------------------|---|
| Returned a punt for a TD: | Texas A&M, 2016 (Christian Kirk - 93) |
| Returned a blocked punt for a TD: | Ole Miss, 2013 (Terrell Grant - 0) |
| Returned a kickoff for a TD: | Kansas State, 2019 (Malik Knowles - 100) |
| Punted 10+ times: | Vanderbilt, 2009 (11) |
| Did not punt: | Arkansas, 2016 |
| Missed a kicking PAT: | Arkansas, 2016 |
| Missed two kicking PATs: | Tulane, 2006 |
| Blocked a field goal: | Arkansas, 2013 |
| Blocked a punt: | Texas A&M, 2017 |

MISCELLANEOUS

| | |
|---|---|
| Had 30+ first downs: | Ole Miss, 2016 (31) |
| Had 10+ penalties: | Florida, 2018 (11) |
| Had 100+ yards in penalties: | LSU, 2017 (112) |
| Had 35 minutes+ of possession time: | Louisiana Tech, 2017 (36:08) |
| Had two 100-yard rushers and one 100-yard receiver: | Georgia Tech, 2014 (Days 171 rush, Thomas 121 rush, Walter 114 rec.) |
| Had one 100-yard rusher and one 100-yard receiver: | Alabama, 2016 (Hurts 100 rush, Stewart 156 rec.) |

INDIVIDUAL RUSHING

| | |
|------------------------------|--|
| Rushed 40+ times: | Deuce McAllister (Ole Miss), 1998 (40) |
| Rushed 35+ times: | Kamryn Pettway (Auburn), 2016 (39) |
| Rushed for 200+ yards: | Rawleigh Williams III (Arkansas), 2016 (205) |
| Rushed for 175+ yards: | Rawleigh Williams III (Arkansas), 2016 (205) |
| Rushed for 150+ yards: | Benny Snell (Kentucky), 2018 (165) |
| Rushed for 125+ yards: | Benny Snell (Kentucky), 2018 (165) |
| Rushed for 100+ yards: | Benny Snell (Kentucky), 2018 (165) |
| Rushed for five+ touchdowns: | Carnell Williams (Auburn), 2003 (6) |
| Rushed for four+ touchdowns: | Benny Snell (Kentucky), 2018 (4) |
| Had a run of 80+ yards: | Marquis Young (UMass), 2016 (83) |
| Had a run of 70+ yards: | Lamar Jackson (Louisville), 2017 (75) |
| Had a run of 60+ yards: | Lamar Jackson (Louisville), 2017 (75) |
| Had a run of 50+ yards: | Lamar Jackson (Louisville), 2017 (75) |

INDIVIDUAL PASSING

| | |
|---------------------------------|--|
| Passed for 450+ yards: | Devlin Hodges (Samford), 2016 (468) |
| Passed for 400+ yards: | Devlin Hodges (Samford), 2016 (468) |
| Passed for 300+ yards: | Shea Patterson (Ole Miss), 2016 (320) |
| Attempted 60+ passes: | Devlin Hodges (Samford), 2016 (69) |
| Attempted 50+ passes: | Devlin Hodges (Samford), 2016 (69) |
| Completed 30+ passes: | Devlin Hodges (Samford), 2016 (42) |
| Completed 20+ passes: | Levi Lewis (Louisiana), 2019 (24) |
| Threw five+ touchdown passes: | Brandon Allen (Arkansas), 2015 (7) |
| Threw four+ touchdown passes: | Jalen Hurts (Alabama), 2016 (4) |
| Completed a pass for 80+ yards: | Jacoby Brisett to Pharoah McKeever (NC State), 2015 (82) |
| Completed a pass for 70+ yards: | Nate Stanley to Nick Easley (Iowa), 2018 (75) |

INDIVIDUAL RECEIVING

| | |
|----------------------------------|---|
| Caught 10+ passes: | Karelc Hamilton (Samford), 2016 (14) |
| Caught seven+ passes: | Lynn Bowden (Kentucky), 2019 (7) |
| Had 150+ yards receiving: | A.J. Brown (Ole Miss), 2017 (167) |
| Had 100+ yards receiving: | Lynn Bowden (Kentucky), 2019 (129) |
| Caught three+ TD passes: | ArDarius Stewart (Alabama), 2016 (3) |
| Caught two+ TD passes: | Keon Hatcher (Arkansas), 2016 (2) |

INDIVIDUAL TOTAL OFFENSE

| | |
|---|--|
| Had 500+ yards total offense: | Devlin Hodges (Samford), 2016 (513) |
| Had 400+ yards total offense: | Jalen Hurts (Alabama), 2016 (447) |
| Had 100 yards both passing and rushing: | L. Jackson (Louisville), 2017, (171 pass/158 rush) |

INDIVIDUAL SCORING

| | |
|---------------------------------|---|
| Accounted for six+ touchdowns: | Brandon Allen (Arkansas), 2015 (7 pass) |
| Accounted for five+ touchdowns: | Rawleigh Williams III (Arkansas), 2016 (4 rush, 1 pass) |
| Accounted for four+ touchdowns: | Benny Snell (Kentucky), 2018 (4 rush) |
| Scored four+ touchdowns: | Benny Snell (Kentucky), 2018 (4 rush) |
| Scored three+ touchdowns: | Kerryon Johnson (Auburn), 2017 (3 rush) |

INDIVIDUAL DEFENSE

| | |
|-----------------------------|--|
| Intercepted three+ passes: | Craig Steltz (LSU), 2007 (3) |
| Intercepted two+ passes: | Grant Delpit (LSU), 2018 (2) |
| Recorded three+ sacks: | Jonathan Allen (Alabama), 2015 (3) |
| Recorded two+ sacks: | Ty Williams (Southern Miss), 2019 (2) |

SPECIAL TEAMS

| | |
|----------------------------|---------------------------------------|
| Scored 10+ points kicking: | Adam Griffith (Alabama), 2016 (14) |
| Kicked five+ field goals: | Austin MacGinnis (Kentucky), 2016 (5) |
| Kicked four field goals: | Cole Tracy (LSU), 2018 (4) |

LONG DRIVE SUPERLATIVES

Longest Drive

| | |
|-----------------------|--|
| No. of Plays | 12 (79 yards, 6:50) vs. Kansas State, results in TD |
| By No. of Yards | 82 (11p, 3:54) at Louisiana (8/31), results in TD |
| By Time of Possession | 6:50 (12p, 79 yards) vs. Kansas State, results in TD |

MSU

| | |
|-----------------------|--|
| No. of Plays | 12 (79 yards, 6:50) vs. Kansas State, results in TD |
| By No. of Yards | 82 (11p, 3:54) at Louisiana (8/31), results in TD |
| By Time of Possession | 6:50 (12p, 79 yards) vs. Kansas State, results in TD |

Opponents

| | |
|-----------------------|--|
| No. of Plays | 14 (99 yards, 4:36) by Louisiana (8/31), results in TD |
| By No. of Yards | 99 yards (14 p, 4:36) by Louisiana (8/31), results in TD |
| By Time of Possession | 4:46 (10 p, 56 yards) by Southern Miss (9/7), results in missed FG |

MISSISSIPPI STATE DRIVE CHARTS

at Louisiana

| Team | Qtr | Spot | Drive Started | | Drive Ended | | | Consumed | |
|------|-----|------|---------------|--------------|-------------|-------|--------------|----------|------|
| | | | Time | Obtained | Spot | Time | How Lost | Pl-Yds | TOP |
| MS | 1st | M26 | 15:00 | Kickoff | L00 | 12:27 | * TOUCHDOWN | 6-74 | 2:33 |
| MS | 1st | L35 | 12:13 | Interception | L28 | 10:11 | Fumble | 4-7 | 2:02 |
| MS | 1st | M48 | 07:28 | Fumble | L32 | 05:16 | Downs | 6-20 | 2:12 |
| MS | 1st | M15 | 00:00 | Punt | M15 | 04:22 | Fumble | 0-0 | 0:00 |
| MS | 1st | M15 | 03:10 | Kickoff | L09 | 13:03 | Missed FG | 10-76 | 5:07 |
| MS | 2nd | L42 | 11:14 | Fumble | L00 | 09:18 | * TOUCHDOWN | 5-42 | 1:56 |
| MS | 2nd | M18 | 04:25 | Kickoff | L00 | 00:31 | * TOUCHDOWN | 11-82 | 3:54 |
| MS | 2nd | M48 | 00:25 | Kickoff | L42 | 00:00 | End of half | 4-10 | 0:25 |
| MS | 3rd | M35 | 11:13 | Punt | L00 | 07:07 | * TOUCHDOWN | 9-65 | 4:06 |
| MS | 3rd | M12 | 03:53 | Fumble | L43 | 14:49 | Punt | 7-45 | 4:04 |
| MS | 4th | L12 | 13:14 | Punt | L00 | 13:07 | * TOUCHDOWN | 1-12 | 0:07 |
| MS | 4th | M25 | 09:56 | Kickoff | L39 | 07:21 | Punt | 6-36 | 2:35 |
| MS | 4th | L42 | 02:45 | Kickoff | L19 | 01:02 | * FIELD GOAL | 6-23 | 1:43 |
| MS | 4th | M01 | 00:00 | Interception | M01 | 00:00 | End of half | 0-0 | 0:00 |

Southern Miss

| Team | Qtr | Spot | Drive Started | | Drive Ended | | | Consumed | |
|------|-----|------|---------------|--------------|-------------|-------|--------------|----------|------|
| | | | Time | Obtained | Spot | Time | How Lost | Pl-Yds | TOP |
| MS | 1st | M39 | 11:45 | Punt | U00 | 09:36 | * TOUCHDOWN | 5-61 | 2:09 |
| MS | 1st | M20 | 04:50 | Missed FG | U00 | 14:55 | * TOUCHDOWN | 9-80 | 4:55 |
| MS | 2nd | M42 | 10:39 | Fumble | M50 | 08:50 | Punt | 3-8 | 1:49 |
| MS | 2nd | M50 | 06:27 | Punt | M37 | 04:54 | Punt | 3--13 | 1:33 |
| MS | 2nd | M48 | 02:37 | Punt | U00 | 00:42 | * TOUCHDOWN | 6-52 | 1:55 |
| MS | 3rd | M25 | 15:00 | Kickoff | M28 | 13:20 | Punt | 3-3 | 1:40 |
| MS | 3rd | M42 | 11:02 | Punt | U00 | 06:37 | * TOUCHDOWN | 9-58 | 4:25 |
| MS | 3rd | M25 | 04:42 | Kickoff | U12 | 14:12 | * FIELD GOAL | 10-63 | 5:30 |
| MS | 4th | M44 | 12:16 | Punt | U25 | 07:04 | Missed FG | 9-31 | 5:12 |
| MS | 4th | M25 | 06:31 | Kickoff | M34 | 04:13 | Punt | 3-9 | 2:18 |
| MS | 4th | U22 | 03:07 | Interception | U00 | 02:20 | * TOUCHDOWN | 2-22 | 0:47 |
| MS | 4th | M47 | 01:33 | Interception | U46 | 00:00 | End of half | 2-7 | 1:33 |

Kansas State

| Team | Qtr | Spot | Drive Started | | Drive Ended | | | Consumed | |
|------|-----|------|---------------|----------|-------------|-------|--------------|----------|------|
| | | | Time | Obtained | Spot | Time | How Lost | Pl-Yds | TOP |
| MS | 1st | M22 | 15:00 | Kickoff | M39 | 12:23 | Punt | 5-17 | 2:37 |
| MS | 1st | M20 | 08:41 | Downs | K44 | 06:28 | Interception | 5-36 | 2:13 |
| MS | 1st | M25 | 02:23 | Kickoff | M26 | 01:17 | Punt | 3-1 | 1:06 |
| MS | 2nd | M28 | 13:26 | Kickoff | M18 | 10:44 | Punt | 3--10 | 2:42 |
| MS | 2nd | M49 | 10:44 | Fumble | K00 | 05:39 | * TOUCHDOWN | 9-51 | 5:05 |
| MS | 2nd | M28 | 04:12 | Punt | M39 | 03:16 | Fumble | 3-11 | 0:56 |
| MS | 2nd | M34 | 00:40 | Kickoff | K00 | 00:09 | * TOUCHDOWN | 4-66 | 0:31 |
| MS | 3rd | M20 | 12:29 | Punt | M21 | 11:37 | Interception | 3-1 | 0:52 |
| MS | 3rd | M21 | 11:37 | Fumble | K00 | 04:47 | * TOUCHDOWN | 12-79 | 6:50 |
| MS | 3rd | M26 | 03:42 | Punt | M18 | 01:58 | Punt | 3--8 | 1:44 |
| MS | 3rd | M45 | 01:58 | Fumble | K29 | 14:50 | * FIELD GOAL | 6-26 | 2:08 |
| MS | 4th | M10 | 14:28 | Kickoff | M15 | 13:24 | Punt | 3-5 | 1:04 |
| MS | 4th | M08 | 10:21 | Punt | M16 | 08:55 | Punt | 3-8 | 1:26 |
| MS | 4th | M25 | 05:37 | Kickoff | K20 | 02:35 | Downs | 8-55 | 3:02 |
| MS | 4th | M20 | 00:30 | Punt | M40 | 00:00 | End of half | 2-20 | 0:30 |

OPPONENT DRIVE CHARTS

at Louisiana

| Team | Qtr | Spot | Drive Started | | Drive Ended | | | Consumed | |
|------|-----|------|---------------|-----------|-------------|-------|--------------|----------|------|
| | | | Time | Obtained | Spot | Time | How Lost | Pl-Yds | TOP |
| LA | 1st | L22 | 12:20 | Kickoff | L22 | 12:13 | Interception | 1-0 | 0:07 |
| LA | 1st | L28 | 10:11 | Fumble | M48 | 07:28 | Fumble | 8-24 | 2:43 |
| LA | 1st | L32 | 05:16 | Downs | L39 | 04:22 | Punt | 3-7 | 0:54 |
| LA | 1st | M15 | 04:22 | Fumble | M00 | 03:17 | * TOUCHDOWN | 3-15 | 1:05 |
| LA | 2nd | L20 | 13:03 | Missed FG | L42 | 11:14 | Fumble | 4-22 | 1:49 |
| LA | 2nd | L31 | 09:12 | Kickoff | M00 | 04:31 | * TOUCHDOWN | 10-69 | 4:41 |
| LA | 3rd | L25 | 15:00 | Kickoff | L21 | 11:13 | Punt | 6--4 | 3:47 |
| LA | 3rd | L13 | 06:58 | Kickoff | M12 | 03:53 | Fumble | 8-75 | 3:05 |
| LA | 4th | L01 | 14:49 | Punt | L09 | 13:14 | Punt | 3-8 | 1:35 |
| LA | 4th | L31 | 12:59 | Kickoff | M00 | 09:56 | * TOUCHDOWN | 9-69 | 3:03 |
| LA | 4th | L01 | 07:21 | Punt | M00 | 02:45 | * TOUCHDOWN | 14-99 | 4:36 |
| LA | 4th | L35 | 00:55 | Kickoff | M33 | 00:00 | Interception | 4-32 | 0:55 |

Southern Miss

| Team | Qtr | Spot | Drive Started | | Drive Ended | | | Consumed | |
|------|-----|------|---------------|-----------|-------------|-------|--------------|----------|------|
| | | | Time | Obtained | Spot | Time | How Lost | Pl-Yds | TOP |
| USM | 1st | U27 | 15:00 | Kickoff | U45 | 11:45 | Punt | 6-18 | 3:15 |
| USM | 1st | U25 | 09:36 | Kickoff | M19 | 04:50 | Missed FG | 10-56 | 4:46 |
| USM | 2nd | U25 | 14:55 | Kickoff | M42 | 10:39 | Fumble | 8-33 | 4:16 |
| USM | 2nd | U08 | 08:50 | Punt | U21 | 06:27 | Punt | 5-13 | 2:23 |
| USM | 2nd | U04 | 04:54 | Punt | U09 | 02:37 | Punt | 3-5 | 2:17 |
| USM | 2nd | U25 | 00:42 | Kickoff | M49 | 00:00 | End of half | 3-26 | 0:42 |
| USM | 3rd | U27 | 13:20 | Punt | U25 | 11:02 | Punt | 3--2 | 2:18 |
| USM | 3rd | U25 | 06:37 | Kickoff | M00 | 04:42 | * TOUCHDOWN | 4-75 | 1:55 |
| USM | 4th | U12 | 14:03 | Kickoff | U15 | 12:16 | Punt | 4-3 | 1:47 |
| USM | 4th | U25 | 07:04 | Missed FG | M00 | 06:31 | * TOUCHDOWN | 2-75 | 0:33 |
| USM | 4th | U15 | 04:13 | Punt | U39 | 03:07 | Interception | 3-24 | 1:06 |
| USM | 4th | U25 | 02:20 | Kickoff | U43 | 01:33 | Interception | 3-18 | 0:47 |

Kansas State

| Team | Qtr | Spot | Drive Started | | Drive Ended | | | Consumed | |
|------|-----|------|---------------|--------------|-------------|-------|--------------|----------|------|
| | | | Time | Obtained | Spot | Time | How Lost | Pl-Yds | TOP |
| KS | 1st | K32 | 12:23 | Punt | M20 | 08:41 | Downs | 7-48 | 3:42 |
| KS | 1st | K47 | 06:28 | Interception | M17 | 02:23 | * FIELD GOAL | 9-36 | 4:05 |
| KS | 1st | K45 | 01:17 | Punt | M00 | 13:31 | * TOUCHDOWN | 5-55 | 2:46 |
| KS | 2nd | M49 | 00:00 | Punt | M49 | 10:44 | Fumble | 0-0 | 0:00 |
| KS | 2nd | K25 | 05:39 | Kickoff | K31 | 04:12 | Punt | 3-6 | 1:27 |
| KS | 2nd | M30 | 03:16 | Fumble | M00 | 00:46 | * TOUCHDOWN | 5-30 | 2:30 |
| KS | 2nd | K32 | 00:07 | Kickoff | K30 | 00:00 | End of half | 1--2 | 0:07 |
| KS | 3rd | K22 | 14:52 | Kickoff | K39 | 12:29 | Punt | 5-17 | 2:23 |
| KS | 3rd | M17 | 00:00 | Interception | M17 | 11:37 | Fumble | 0-0 | 0:00 |
| KS | 3rd | K25 | 04:47 | Kickoff | K18 | 03:42 | Punt | 3--7 | 1:05 |
| KS | 3rd | M44 | 00:00 | Punt | M45 | 01:58 | Fumble | 0--1 | 0:00 |
| KS | 4th | M00 | 14:36 | Kickoff | M00 | 14:36 | * TOUCHDOWN | 0-0 | 0:00 |
| KS | 4th | K30 | 13:24 | Punt | K50 | 10:21 | Punt | 5-20 | 3:03 |
| KS | 4th | K47 | 08:55 | Punt | M00 | 05:37 | * TOUCHDOWN | 6-53 | 3:18 |
| KS | 4th | K20 | 02:35 | Downs | K48 | 00:30 | Punt | 5-28 | 2:05 |

MISSISSIPPI STATE DRIVE CHARTS

Kentucky

| Team | Qtr | Drive Started | | | Drive Ended | | | Consumed | |
|------|-----|---------------|-------|--------------|-------------|-------|--------------|----------|------|
| | | Spot | Time | Obtained | Spot | Time | How Lost | Pl-Yds | TOP |
| MS | 1st | K00 | 13:35 | Interception | K00 | 13:35 | * TOUCHDOWN | 0-0 | 0:00 |
| MS | 1st | M20 | 10:14 | Punt | K48 | 07:11 | Punt | 8-32 | 3:03 |
| MS | 1st | M25 | 02:49 | Kickoff | K00 | 13:24 | * TOUCHDOWN | 9-75 | 4:25 |
| MS | 2nd | M20 | 10:36 | Punt | K00 | 04:45 | * TOUCHDOWN | 10-80 | 5:51 |
| MS | 2nd | M17 | 03:00 | Punt | K32 | 00:48 | Interception | 5-51 | 2:12 |
| MS | 2nd | M29 | 00:05 | Missed FG | M27 | 00:00 | End of half | 1--2 | 0:05 |
| MS | 3rd | M25 | 15:00 | Kickoff | K20 | 09:10 | Fumble | 11-55 | 5:50 |
| MS | 3rd | M25 | 05:30 | Kickoff | K49 | 00:38 | Punt | 6-26 | 4:52 |
| MS | 4th | M20 | 12:15 | Missed FG | M41 | 09:11 | Punt | 5-21 | 3:04 |
| MS | 4th | M25 | 04:39 | Kickoff | K00 | 01:39 | * TOUCHDOWN | 6-75 | 3:00 |
| MS | 4th | K46 | 00:44 | Downs | K48 | 00:00 | End of half | 1--2 | 0:44 |

OPPONENT DRIVE CHARTS

Kentucky

| Team | Qtr | Drive Started | | | Drive Ended | | | Consumed | |
|------|-----|---------------|-------|--------------|-------------|-------|--------------|----------|------|
| | | Spot | Time | Obtained | Spot | Time | How Lost | Pl-Yds | TOP |
| UK | 1st | K25 | 15:00 | Kickoff | K48 | 13:35 | Interception | 4-23 | 1:25 |
| UK | 1st | K25 | 13:35 | Kickoff | K47 | 10:14 | Punt | 6-22 | 3:21 |
| UK | 1st | K20 | 07:11 | Punt | M22 | 02:49 | * FIELD GOAL | 10-58 | 4:22 |
| UK | 2nd | K23 | 13:18 | Kickoff | K44 | 10:36 | Punt | 5-21 | 2:42 |
| UK | 2nd | K25 | 04:45 | Kickoff | K38 | 03:00 | Punt | 4-13 | 1:45 |
| UK | 2nd | M49 | 00:48 | Interception | M29 | 00:05 | Missed FG | 6-20 | 0:43 |
| UK | 3rd | K20 | 09:10 | Fumble | M00 | 05:30 | * TOUCHDOWN | 11-80 | 3:40 |
| UK | 3rd | K20 | 00:38 | Punt | M08 | 12:15 | Missed FG | 9-72 | 3:23 |
| UK | 4th | K34 | 09:11 | Punt | M11 | 04:39 | * FIELD GOAL | 11-55 | 4:32 |
| UK | 4th | K34 | 01:34 | Kickoff | K46 | 00:44 | Downs | 8-12 | 0:50 |

Mississippi State Combined Team Statistics (as of Sep 21, 2019)

All games

| Date | Opponent | Score | Att. | Record: | Overall | Home | Away | Neutral |
|---------------|---------------|---------|-------|----------------|---------|------|------|---------|
| Aug 31, 2019 | at Louisiana | W 38-28 | 22440 | All games | 3-1 | 2-1 | 1-0 | 0-0 |
| Sep 07, 2019 | SOUTHERN MISS | W 38-15 | 55143 | Conference | 1-0 | 1-0 | 0-0 | 0-0 |
| Sep 14, 2019 | KANSAS STATE | L 24-31 | 54522 | Non-Conference | 2-1 | 1-1 | 1-0 | 0-0 |
| * Sep 21 2019 | KENTUCKY | W 28-13 | 54556 | | | | | |

| Rushing | gp | att | gain | loss | net | avg | td | lg | avg/g |
|-----------------|----|-----|------|------|-----|-----|----|----|-------|
| Kylin Hill | 4 | 91 | 564 | 13 | 551 | 6.1 | 5 | 22 | 137.8 |
| Garrett Shrader | 3 | 30 | 244 | 21 | 223 | 7.4 | 1 | 49 | 74.3 |
| Nick Gibson | 2 | 7 | 59 | 1 | 58 | 8.3 | 2 | 19 | 29.0 |
| L. Witherspoon | 3 | 10 | 44 | 0 | 44 | 4.4 | 1 | 22 | 14.7 |
| Tommy Stevens | 3 | 24 | 77 | 35 | 42 | 1.8 | 2 | 14 | 14.0 |
| Total | 4 | 165 | 987 | 74 | 913 | 5.5 | 11 | 49 | 228.2 |
| Opponents | 4 | 128 | 664 | 91 | 573 | 4.5 | 6 | 31 | 143.2 |

| Passing | gp | effic | comp-att-int | pct | yds | td | lg | avg/g |
|-----------------|----|--------|--------------|------|-----|----|----|-------|
| Tommy Stevens | 3 | 155.53 | 36-55-2 | 65.5 | 441 | 5 | 35 | 147.0 |
| Garrett Shrader | 3 | 114.15 | 28-45-1 | 62.2 | 302 | 0 | 26 | 100.7 |
| Total | 4 | 136.91 | 64-100-3 | 64.0 | 743 | 5 | 35 | 185.8 |
| Opponents | 4 | 114.37 | 67-126-4 | 53.2 | 856 | 4 | 65 | 214.0 |

| Receiving | gp | no. | yds | avg | td | lg | avg/g |
|-----------------|----|-----|-----|------|----|----|-------|
| Osirus Mitchell | 4 | 17 | 244 | 14.4 | 3 | 35 | 61.0 |
| Dedrick Thomas | 4 | 7 | 109 | 15.6 | 0 | 26 | 27.2 |
| Stephen Guidry | 3 | 7 | 68 | 9.7 | 1 | 19 | 22.7 |
| Isaiah Zuber | 4 | 6 | 53 | 8.8 | 0 | 17 | 13.2 |
| Austin Williams | 4 | 5 | 76 | 15.2 | 1 | 28 | 19.0 |
| Kylin Hill | 4 | 5 | 49 | 9.8 | 0 | 15 | 12.2 |
| Farrod Green | 4 | 5 | 36 | 7.2 | 0 | 13 | 9.0 |
| Dontea Jones | 4 | 4 | 35 | 8.8 | 0 | 14 | 8.8 |
| JaVonta Payton | 4 | 4 | 33 | 8.2 | 0 | 13 | 8.2 |
| Malik Dear | 4 | 2 | 28 | 14.0 | 0 | 20 | 7.0 |
| Cameron Gardner | 4 | 1 | 7 | 7.0 | 0 | 7 | 1.8 |
| Robert Rivers | 1 | 1 | 5 | 5.0 | 0 | 5 | 5.0 |
| Total | 4 | 64 | 743 | 11.6 | 5 | 35 | 185.8 |
| Opponents | 4 | 67 | 856 | 12.8 | 4 | 65 | 214.0 |

| Field Goals | fg | pct. | 01-19 | 20-29 | 30-39 | 40-49 | 50-99 | lg | blk |
|-----------------|-----|------|-------|-------|-------|-------|-------|----|-----|
| Jordan Lawless | 1-2 | 50.0 | 0-0 | 0-1 | 1-1 | 0-0 | 0-0 | 37 | 0 |
| Jace Christmann | 2-3 | 66.7 | 0-0 | 0-0 | 1-1 | 1-2 | 0-0 | 47 | 0 |

| Scoring | td | fg | PAT | | | | dxp | saf | pts |
|-----------------|----|-----|-------|------|-----|------|-----|-----|-----|
| | | | kick | rush | rcv | pass | | | |
| Kylin Hill | 5 | - | - | - | - | - | - | 30 | |
| Osirus Mitchell | 3 | - | - | - | - | - | - | 18 | |
| Jace Christmann | - | 2-3 | 12-12 | - | - | - | - | 18 | |
| Nick Gibson | 2 | - | - | - | - | - | - | 12 | |
| Tommy Stevens | 2 | - | - | - | - | - | - | 12 | |
| Jordan Lawless | - | 1-2 | 5-5 | - | - | - | - | 8 | |
| Garrett Shrader | 1 | - | - | - | - | - | - | 6 | |
| L. Witherspoon | 1 | - | - | - | - | - | - | 6 | |
| Austin Williams | 1 | - | - | - | - | - | - | 6 | |
| Willie Gay Jr. | 1 | - | - | - | - | - | - | 6 | |
| Stephen Guidry | 1 | - | - | - | - | - | - | 6 | |
| Total | 17 | 3-5 | 17-17 | - | - | - | - | 128 | |
| Opponents | 11 | 3-6 | 10-10 | - | 1 | 1-1 | - | 87 | |

| Score by Quarters | 1st | 2nd | 3rd | 4th | OT | Total |
|-------------------|-----|-----|-----|-----|----|-------|
| Mississippi State | 21 | 56 | 21 | 30 | 0 | 128 |
| Opponents | 13 | 21 | 14 | 39 | 0 | 87 |

| Team Statistics | MS | OPP |
|-------------------------|----------|----------|
| FIRST DOWNS | 93 | 82 |
| Rushing | 46 | 34 |
| Passing | 41 | 43 |
| Penalty | 6 | 5 |
| RUSHING YARDAGE | 913 | 573 |
| Rushing Attempts | 165 | 128 |
| Average Per Rush | 5.5 | 4.5 |
| Average Per Game | 228.2 | 143.2 |
| TDs Rushing | 11 | 6 |
| PASSING YARDAGE | 743 | 856 |
| Comp-Att-Int | 64-100-3 | 67-126-4 |
| Average Per Pass | 7.4 | 6.8 |
| Average Per Catch | 11.6 | 12.8 |
| Average Per Game | 185.8 | 214.0 |
| TDs Passing | 5 | 4 |
| TOTAL OFFENSE | 1656 | 1429 |
| Average Per Play | 6.2 | 5.6 |
| Average Per Game | 414.0 | 357.2 |
| KICK RETURNS: #-Yards | 7-125 | 13-309 |
| PUNT RETURNS: #-Yards | 5-49 | 6-71 |
| INT RETURNS: #-Yards | 4-106 | 3-78 |
| FUMBLES-LOST | 5-4 | 10-7 |
| PENALTIES-Yards | 19-178 | 18-149 |
| PUNTS-AVG | 15-44.5 | 16-44.4 |
| TIME OF POSSESSION/Game | 32:38 | 27:20 |
| 3RD-DOWN Conversions | 17/42 | 10/41 |
| 4TH-DOWN Conversions | 0/2 | 3/7 |

| Interceptions | no. | yds | avg | td | lg |
|----------------|-----|-----|------|----|----|
| Cam Dantzler | 1 | 0 | 0.0 | 0 | 0 |
| Martin Emerson | 1 | 45 | 45.0 | 0 | 45 |
| C.J. Morgan | 1 | 9 | 9.0 | 0 | 9 |
| Willie Gay Jr. | 1 | 52 | 52.0 | 1 | 52 |

| Punting | no. | yds | avg | lg | tb | fc | i20 | 50+ | blk |
|------------|-----|-----|------|----|----|----|-----|-----|-----|
| Tucker Day | 15 | 668 | 44.5 | 59 | 2 | 3 | 5 | 4 | 0 |

| Punt Returns | no. | yds | avg | td | lg |
|--------------|-----|-----|------|----|----|
| Malik Dear | 4 | 49 | 12.2 | 0 | 40 |
| Taury Dixon | 1 | 0 | 0.0 | 0 | 0 |
| Total | 5 | 49 | 9.8 | 0 | 40 |
| Opponents | 6 | 71 | 11.8 | 0 | 25 |

| Kick Returns | no. | yds | avg | td | lg |
|----------------|-----|-----|------|----|-----|
| Brian Cole II | 2 | 35 | 17.5 | 0 | 18 |
| Isaiah Zuber | 2 | 36 | 18.0 | 0 | 22 |
| JaVonta Payton | 2 | 40 | 20.0 | 0 | 24 |
| Dedrick Thomas | 1 | 14 | 14.0 | 0 | 14 |
| Total | 7 | 125 | 17.9 | 0 | 24 |
| Opponents | 13 | 309 | 23.8 | 1 | 100 |

| All Purpose | g | rush | rcv | pr | kr | ir | total | avg/g |
|-----------------|---|------|-----|----|-----|-----|-------|-------|
| Kylin Hill | 4 | 551 | 49 | 0 | 0 | 0 | 600 | 150.0 |
| Osirus Mitchell | 4 | 0 | 244 | 0 | 0 | 0 | 244 | 61.0 |
| Garrett Shrader | 3 | 223 | 0 | 0 | 0 | 0 | 223 | 74.3 |
| Dedrick Thoma | 4 | 0 | 109 | 0 | 14 | 0 | 123 | 30.8 |
| Isaiah Zuber | 4 | 0 | 53 | 0 | 36 | 0 | 89 | 22.2 |
| Total | 4 | 913 | 743 | 49 | 125 | 106 | 1936 | 484.0 |
| Opponents | 4 | 573 | 856 | 71 | 309 | 78 | 1887 | 471.8 |

| Total Offense | g | plays | rush | pass | total | avg/g |
|-----------------|---|-------|------|------|-------|-------|
| Kylin Hill | 4 | 91 | 551 | 0 | 551 | 137.8 |
| Garrett Shrader | 3 | 75 | 223 | 302 | 525 | 175.0 |
| Tommy Stevens | 3 | 79 | 42 | 441 | 483 | 161.0 |
| Nick Gibson | 2 | 7 | 58 | 0 | 58 | 29.0 |
| L. Witherspoon | 3 | 10 | 44 | 0 | 44 | 14.7 |
| Total | 4 | 265 | 913 | 743 | 1656 | 414.0 |
| Opponents | 4 | 254 | 573 | 856 | 1429 | 357.2 |

| # | Defensive Leaders | gp | Tackles | | | | tfl/yds | Sacks | Pass defense | | | Fumbles | | blkd |
|----|-------------------|----|---------|----|-----|-------|---------|-------|--------------|------|-----|---------|----|------|
| | | | ua | a | tot | | | | int-yds | brup | qbh | rcv-yds | ff | |
| 11 | J. Landrews | 4 | 20 | 11 | 31 | 0.5-0 | . | . | 4 | 1 | . | . | . | . |
| 40 | Erroll Thompson | 4 | 15 | 15 | 30 | . | . | . | 1 | 3 | 1-0 | . | . | . |
| 29 | C.J. Morgan | 4 | 15 | 13 | 28 | 0.5-2 | . | . | 1-9 | 3 | . | . | . | . |
| 10 | Leo Lewis | 4 | 9 | 17 | 26 | 1.0-0 | . | . | 1 | 1 | . | . | . | . |

Mississippi State Overall Team Statistics (as of Sep 21, 2019)
All games

| Team Statistics | MS | OPP |
|-------------------------|--------------|--------------|
| SCORING | 128 | 87 |
| Points Per Game | 32.0 | 21.8 |
| Points Off Turnovers | 38 | 24 |
| FIRST DOWNS | 93 | 82 |
| Rushing | 46 | 34 |
| Passing | 41 | 43 |
| Penalty | 6 | 5 |
| RUSHING YARDAGE | 913 | 573 |
| Yards gained rushing | 987 | 664 |
| Yards lost rushing | 74 | 91 |
| Rushing Attempts | 165 | 128 |
| Average Per Rush | 5.5 | 4.5 |
| Average Per Game | 228.2 | 143.2 |
| TDs Rushing | 11 | 6 |
| PASSING YARDAGE | 743 | 856 |
| Comp-Att-Int | 64-100-3 | 67-126-4 |
| Average Per Pass | 7.4 | 6.8 |
| Average Per Catch | 11.6 | 12.8 |
| Average Per Game | 185.8 | 214.0 |
| TDs Passing | 5 | 4 |
| TOTAL OFFENSE | 1656 | 1429 |
| Total Plays | 265 | 254 |
| Average Per Play | 6.2 | 5.6 |
| Average Per Game | 414.0 | 357.2 |
| KICK RETURNS: #-Yards | 7-125 | 13-309 |
| PUNT RETURNS: #-Yards | 5-49 | 6-71 |
| INT RETURNS: #-Yards | 4-106 | 3-78 |
| KICK RETURN AVERAGE | 17.9 | 23.8 |
| PUNT RETURN AVERAGE | 9.8 | 11.8 |
| INT RETURN AVERAGE | 26.5 | 26.0 |
| FUMBLES-LOST | 5-4 | 10-7 |
| PENALTIES-Yards | 19-178 | 18-149 |
| Average Per Game | 44.5 | 37.2 |
| PUNTS-Yards | 15-668 | 16-710 |
| Average Per Punt | 44.5 | 44.4 |
| Net punt average | 37.1 | 36.3 |
| KICKOFFS-Yards | 24-1459 | 18-1074 |
| Average Per Kick | 60.8 | 59.7 |
| Net kick average | 36.5 | 38.8 |
| TIME OF POSSESSION/Game | 32:38 | 27:20 |
| 3RD-DOWN Conversions | 17/42 | 10/41 |
| 3rd-Down Pct | 40% | 24% |
| 4TH-DOWN Conversions | 0/2 | 3/7 |
| 4th-Down Pct | 0% | 43% |
| SACKS BY-Yards | 7-43 | 9-54 |
| MISC YARDS | 0 | 0 |
| TOUCHDOWNS SCORED | 17 | 11 |
| FIELD GOALS-ATTEMPTS | 3-5 | 3-6 |
| ON-SIDE KICKS | 0-0 | 0-0 |
| RED-ZONE SCORES | (14-16) 88% | (10-15) 67% |
| RED-ZONE TOUCHDOWNS | (12-16) 75% | (8-15) 53% |
| PAT-ATTEMPTS | (17-17) 100% | (10-10) 100% |
| ATTENDANCE | 164221 | 22440 |
| Games/Avg Per Game | 3/54740 | 1/22440 |
| Neutral Site Games | | 0/0 |

| Score by Quarters | 1st | 2nd | 3rd | 4th | OT | Total |
|-------------------|-----|-----|-----|-----|----|-------|
| Mississippi State | 21 | 56 | 21 | 30 | 0 | 128 |
| Opponents | 13 | 21 | 14 | 39 | 0 | 87 |

Mississippi State Overall Individual Statistics (as of Sep 21, 2019)
All games

| Rushing | gp | att | gain | loss | net | avg | td | lg | avg/g |
|-----------------|----|-----|------|------|-----|------|----|----|-------|
| Kylin Hill | 4 | 91 | 564 | 13 | 551 | 6.1 | 5 | 22 | 137.8 |
| Garrett Shrader | 3 | 30 | 244 | 21 | 223 | 7.4 | 1 | 49 | 74.3 |
| Nick Gibson | 2 | 7 | 59 | 1 | 58 | 8.3 | 2 | 19 | 29.0 |
| L. Witherspoon | 3 | 10 | 44 | 0 | 44 | 4.4 | 1 | 22 | 14.7 |
| Tommy Stevens | 3 | 24 | 77 | 35 | 42 | 1.8 | 2 | 14 | 14.0 |
| Malik Dear | 4 | 1 | 0 | 0 | 0 | 0.0 | 0 | 0 | 0.0 |
| Dontea Jones | 4 | 0 | -1 | 0 | -1 | 0.0 | 0 | 0 | -0.2 |
| TEAM | 2 | 2 | 0 | 4 | -4 | -2.0 | 0 | 0 | -2.0 |
| Total | 4 | 165 | 987 | 74 | 913 | 5.5 | 11 | 49 | 228.2 |
| Opponents | 4 | 128 | 664 | 91 | 573 | 4.5 | 6 | 31 | 143.2 |

| Passing | gp | effic | comp-att-int | pct | yds | td | lg | avg/g |
|-----------------|----|--------|--------------|------|-----|----|----|-------|
| Tommy Stevens | 3 | 155.53 | 36-55-2 | 65.5 | 441 | 5 | 35 | 147.0 |
| Garrett Shrader | 3 | 114.15 | 28-45-1 | 62.2 | 302 | 0 | 26 | 100.7 |
| Total | 4 | 136.91 | 64-100-3 | 64.0 | 743 | 5 | 35 | 185.8 |
| Opponents | 4 | 114.37 | 67-126-4 | 53.2 | 856 | 4 | 65 | 214.0 |

| Receiving | gp | no. | yds | avg | td | lg | avg/g |
|-----------------|----|-----|-----|------|----|----|-------|
| Osirus Mitchell | 4 | 17 | 244 | 14.4 | 3 | 35 | 61.0 |
| Dedrick Thomas | 4 | 7 | 109 | 15.6 | 0 | 26 | 27.2 |
| Stephen Guidry | 3 | 7 | 68 | 9.7 | 1 | 19 | 22.7 |
| Isaiah Zuber | 4 | 6 | 53 | 8.8 | 0 | 17 | 13.2 |
| Austin Williams | 4 | 5 | 76 | 15.2 | 1 | 28 | 19.0 |
| Kylin Hill | 4 | 5 | 49 | 9.8 | 0 | 15 | 12.2 |
| Farrod Green | 4 | 5 | 36 | 7.2 | 0 | 13 | 9.0 |
| Dontea Jones | 4 | 4 | 35 | 8.8 | 0 | 14 | 8.8 |
| JaVonta Payton | 4 | 4 | 33 | 8.2 | 0 | 13 | 8.2 |
| Malik Dear | 4 | 2 | 28 | 14.0 | 0 | 20 | 7.0 |
| Cameron Gardner | 4 | 1 | 7 | 7.0 | 0 | 7 | 1.8 |
| Robert Rivers | 1 | 1 | 5 | 5.0 | 0 | 5 | 5.0 |
| Total | 4 | 64 | 743 | 11.6 | 5 | 35 | 185.8 |
| Opponents | 4 | 67 | 856 | 12.8 | 4 | 65 | 214.0 |

| Punt Returns | no. | yds | avg | td | lg |
|--------------|-----|-----|------|----|----|
| Malik Dear | 4 | 49 | 12.2 | 0 | 40 |
| Taury Dixon | 1 | 0 | 0.0 | 0 | 0 |
| Total | 5 | 49 | 9.8 | 0 | 40 |
| Opponents | 6 | 71 | 11.8 | 0 | 25 |

| Interceptions | no. | yds | avg | td | lg |
|----------------|-----|-----|------|----|----|
| Martin Emerson | 1 | 45 | 45.0 | 0 | 45 |
| Willie Gay Jr. | 1 | 52 | 52.0 | 1 | 52 |
| C.J. Morgan | 1 | 9 | 9.0 | 0 | 9 |
| Cam Dantzler | 1 | 0 | 0.0 | 0 | 0 |
| Total | 4 | 106 | 26.5 | 1 | 52 |
| Opponents | 3 | 78 | 26.0 | 0 | 39 |

| Kick Returns | no. | yds | avg | td | lg |
|----------------|-----|-----|------|----|-----|
| JaVonta Payton | 2 | 40 | 20.0 | 0 | 24 |
| Isaiah Zuber | 2 | 36 | 18.0 | 0 | 22 |
| Brian Cole II | 2 | 35 | 17.5 | 0 | 18 |
| Dedrick Thomas | 1 | 14 | 14.0 | 0 | 14 |
| Total | 7 | 125 | 17.9 | 0 | 24 |
| Opponents | 13 | 309 | 23.8 | 1 | 100 |

| Fumble Returns | no. | yds | avg | td | lg |
|-----------------|-----|-----|-----|----|----|
| Darryl Williams | 1 | 4 | 4.0 | 0 | 4 |
| Total | 1 | 4 | 4.0 | 0 | 4 |
| Opponents | 1 | 9 | 9.0 | 0 | 9 |

Mississippi State Overall Individual Statistics (as of Sep 21, 2019)
All games

| Scoring | td | fg | PAT | | | | dpx | saf | pts |
|-----------------|----|-----|-------|------|-----|------|-----|-----|-----|
| | | | kick | rush | rcv | pass | | | |
| Kylin Hill | 5 | - | - | - | - | - | - | - | 30 |
| Jace Christmann | - | 2-3 | 12-12 | - | - | - | - | - | 18 |
| Osirus Mitchell | 3 | - | - | - | - | - | - | - | 18 |
| Tommy Stevens | 2 | - | - | - | - | - | - | - | 12 |
| Nick Gibson | 2 | - | - | - | - | - | - | - | 12 |
| Jordan Lawless | - | 1-2 | 5-5 | - | - | - | - | - | 8 |
| Garrett Shrader | 1 | - | - | - | - | - | - | - | 6 |
| Stephen Guidry | 1 | - | - | - | - | - | - | - | 6 |
| Austin Williams | 1 | - | - | - | - | - | - | - | 6 |
| Willie Gay Jr. | 1 | - | - | - | - | - | - | - | 6 |
| L. Witherspoon | 1 | - | - | - | - | - | - | - | 6 |
| Total | 17 | 3-5 | 17-17 | - | - | - | - | - | 128 |
| Opponents | 11 | 3-6 | 10-10 | - | 1 | 1-1 | - | - | 87 |

| Total Offense | g | plays | rush | pass | total | avg/g |
|-----------------|---|-------|------|------|-------|-------|
| Kylin Hill | 4 | 91 | 551 | 0 | 551 | 137.8 |
| Garrett Shrader | 3 | 75 | 223 | 302 | 525 | 175.0 |
| Tommy Stevens | 3 | 79 | 42 | 441 | 483 | 161.0 |
| Nick Gibson | 2 | 7 | 58 | 0 | 58 | 29.0 |
| L. Witherspoon | 3 | 10 | 44 | 0 | 44 | 14.7 |
| Dontea Jones | 4 | 0 | -1 | 0 | -1 | -0.2 |
| TEAM | 2 | 2 | -4 | 0 | -4 | -2.0 |
| Total | 4 | 265 | 913 | 743 | 1656 | 414.0 |
| Opponents | 4 | 254 | 573 | 856 | 1429 | 357.2 |

| Field Goals | fg | pct. | 01-19 | 20-29 | 30-39 | 40-49 | 50-99 | lg | blk |
|-----------------|-----|------|-------|-------|-------|-------|-------|----|-----|
| Jordan Lawless | 1-2 | 50.0 | 0-0 | 0-1 | 1-1 | 0-0 | 0-0 | 37 | 0 |
| Jace Christmann | 2-3 | 66.7 | 0-0 | 0-0 | 1-1 | 1-2 | 0-0 | 47 | 0 |

| FG Sequence | Mississippi State | Opponents |
|---------------|-------------------|-----------------|
| Louisiana | 27,(37) | - |
| Southern Miss | (30),43 | 36 |
| Kansas State | (47) | (35) |
| Kentucky | - | (40),47,26,(29) |

| Punting | no. | yds | avg | lg | tb | fc | i20 | 50+ | blk |
|------------|-----|-----|------|----|----|----|-----|-----|-----|
| Tucker Day | 15 | 668 | 44.5 | 59 | 2 | 3 | 5 | 4 | 0 |
| Total | 15 | 668 | 44.5 | 59 | 2 | 3 | 5 | 4 | 0 |
| Opponents | 16 | 710 | 44.4 | 61 | 4 | 4 | 3 | 5 | 0 |

| Kickoffs | no. | yds | avg | tb | ob | retn | net | ydln |
|---------------|-----|------|------|----|----|------|------|------|
| Scott Goodman | 20 | 1203 | 60.2 | 8 | 0 | | | |
| Tucker Day | 4 | 256 | 64.0 | 3 | 0 | | | |
| Total | 24 | 1459 | 60.8 | 11 | 0 | 23.8 | 36.5 | 28 |
| Opponents | 18 | 1074 | 59.7 | 10 | 1 | 17.9 | 38.8 | 26 |

Numbers in (parentheses) indicate field goal was made.

Mississippi State Overall Individual Statistics (as of Sep 21, 2019)
All games

| All Purpose | g | rush | rcv | pr | kr | ir | total | avg/g |
|-----------------|---|------|-----|----|-----|-----|-------|-------|
| Kylin Hill | 4 | 551 | 49 | 0 | 0 | 0 | 600 | 150.0 |
| Osirus Mitchell | 4 | 0 | 244 | 0 | 0 | 0 | 244 | 61.0 |
| Garrett Shrader | 3 | 223 | 0 | 0 | 0 | 0 | 223 | 74.3 |
| Deddrick Thoma | 4 | 0 | 109 | 0 | 14 | 0 | 123 | 30.8 |
| Isaiah Zuber | 4 | 0 | 53 | 0 | 36 | 0 | 89 | 22.2 |
| Malik Dear | 4 | 0 | 28 | 49 | 0 | 0 | 77 | 19.2 |
| Austin Williams | 4 | 0 | 76 | 0 | 0 | 0 | 76 | 19.0 |
| JaVonta Payton | 4 | 0 | 33 | 0 | 40 | 0 | 73 | 18.2 |
| Stephen Guidry | 3 | 0 | 68 | 0 | 0 | 0 | 68 | 22.7 |
| Nick Gibson | 2 | 58 | 0 | 0 | 0 | 0 | 58 | 29.0 |
| Willie Gay Jr. | 1 | 0 | 0 | 0 | 0 | 52 | 52 | 52.0 |
| Martin Emerson | 4 | 0 | 0 | 0 | 0 | 45 | 45 | 11.2 |
| L. Witherspoon | 3 | 44 | 0 | 0 | 0 | 0 | 44 | 14.7 |
| Tommy Stevens | 3 | 42 | 0 | 0 | 0 | 0 | 42 | 14.0 |
| Farrod Green | 4 | 0 | 36 | 0 | 0 | 0 | 36 | 9.0 |
| Brian Cole II | 4 | 0 | 0 | 0 | 35 | 0 | 35 | 8.8 |
| Dontea Jones | 4 | -1 | 35 | 0 | 0 | 0 | 34 | 8.5 |
| C.J. Morgan | 4 | 0 | 0 | 0 | 0 | 9 | 9 | 2.2 |
| Cameron Gardn | 4 | 0 | 7 | 0 | 0 | 0 | 7 | 1.8 |
| Robert Rivers | 1 | 0 | 5 | 0 | 0 | 0 | 5 | 5.0 |
| TEAM | 2 | -4 | 0 | 0 | 0 | 0 | -4 | -2.0 |
| Total | 4 | 913 | 743 | 49 | 125 | 106 | 1936 | 484.0 |
| Opponents | 4 | 573 | 856 | 71 | 309 | 78 | 1887 | 471.8 |

Mississippi State Overall Defensive Statistics (as of Sep 21, 2019)
All games

| ## | Defensive Leaders | gp | Tackles | | | tfl/yds | Sacks no-yds | Pass defense | | | Fumbles | | blkd | |
|----|-------------------|----|---------|-----|-----|---------|-----------------|--------------|------|-----|---------|----|------|-----|
| | | | ua | a | tot | | | int-yds | brup | qbh | rcv-yds | ff | kick | saf |
| 11 | J. Landrews | 4 | 20 | 11 | 31 | 0.5-0 | . | . | 4 | 1 | . | . | . | |
| 40 | Erroll Thompson | 4 | 15 | 15 | 30 | . | . | . | 1 | 3 | 1-0 | . | . | |
| 29 | C.J. Morgan | 4 | 15 | 13 | 28 | 0.5-2 | . | 1-9 | 3 | . | . | . | . | |
| 10 | Leo Lewis | 4 | 9 | 17 | 26 | 1.0-0 | . | . | 1 | 1 | . | . | . | |
| 32 | Brian Cole II | 4 | 14 | 7 | 21 | 5.5-25 | 2.0-17 | . | 1 | 1 | 1-0 | 1 | . | |
| 3 | Cam Dantzler | 3 | 12 | 1 | 13 | . | . | 1-0 | 4 | . | 1-0 | . | . | |
| 5 | Chauncey Rivers | 4 | 8 | 5 | 13 | 2.5-7 | 1.0-5 | . | 1 | 3 | . | . | . | |
| 42 | M. Spencer | 4 | 7 | 3 | 10 | 1.5-6 | 1.0-5 | . | . | . | . | 2 | . | |
| 13 | Tyler Williams | 4 | 3 | 6 | 9 | . | . | . | 3 | . | 1-0 | . | . | |
| 41 | Tim Washington | 4 | 2 | 6 | 8 | 2.0-8 | 1.0-7 | . | . | . | . | . | . | |
| 52 | Kobe Jones | 4 | 1 | 7 | 8 | . | . | . | . | 1 | . | . | . | |
| 8S | M. Smitherman | 4 | 4 | 3 | 7 | . | . | . | . | . | . | . | . | |
| 43 | Fletcher Adams | 4 | 3 | 3 | 6 | 1.0-4 | 1.0-4 | . | . | . | . | 1 | . | |
| 84 | Jaden Crumedy | 4 | 3 | 3 | 6 | . | . | . | . | . | . | . | . | |
| 1E | Martin Emerson | 4 | 3 | 2 | 5 | . | . | 1-45 | . | . | . | . | . | |
| 54 | Fabien Lovett | 4 | 1 | 3 | 4 | . | . | . | . | . | . | . | . | |
| 2A | A. Conner | 4 | 3 | . | 3 | . | . | . | . | . | . | . | . | |
| 93 | Cameron Young | 3 | 1 | 2 | 3 | . | . | . | . | . | . | . | . | |
| 90 | Lee Autry | 2 | 1 | 2 | 3 | 1.5-4 | . | . | . | 1 | . | . | . | |
| 4 | JaVonta Payton | 4 | 1 | 2 | 3 | . | . | . | . | . | . | . | . | |
| 2J | Jarrian Jones | 4 | 1 | 1 | 2 | . | . | . | 1 | . | 1-0 | . | . | |
| 6 | Willie Gay Jr. | 1 | 1 | 1 | 2 | 1.0-2 | . | 1-52 | . | . | . | . | . | |
| 35 | Landon Guidry | 4 | . | 2 | 2 | . | . | . | . | . | . | . | . | |
| 30 | S. Kilby-Lane | 3 | . | 2 | 2 | . | . | . | . | . | . | . | . | |
| 16 | Korey Charles | 2 | 2 | . | 2 | . | . | . | . | . | . | . | . | |
| 8 | Kylin Hill | 4 | 2 | . | 2 | . | . | . | . | . | . | . | . | |
| TM | TEAM | 2 | 1 | . | 1 | 1.0-5 | 1.0-5 | . | . | . | . | 1 | . | |
| 48 | Scott Goodman | 4 | . | 1 | 1 | . | . | . | . | . | . | . | . | |
| 51 | Stewart Reese | 4 | 1 | . | 1 | . | . | . | . | . | . | 1 | . | |
| 9R | D. Russell | 3 | . | 1 | 1 | . | . | . | . | . | . | . | . | |
| 20 | Taury Dixon | 3 | 1 | . | 1 | . | . | . | . | . | . | . | . | |
| 63 | L. Sharp | 3 | 1 | . | 1 | . | . | . | . | . | . | . | . | |
| 18 | Aaron Brule | 4 | . | 1 | 1 | . | . | . | . | . | . | . | . | |
| 99 | James Jackson | 4 | 1 | . | 1 | . | . | . | . | . | . | . | . | |
| 73 | Darryl Williams | 4 | . | . | . | . | . | . | . | . | 1-4 | . | . | |
| 6B | Paul Blackwell | 4 | . | . | . | . | . | . | . | . | 1-0 | . | . | |
| | Total | 4 | 137 | 120 | 257 | 18-63 | 7-43 | 4-106 | 19 | 11 | 7-4 | 6 | . | |
| | Opponents | 4 | 145 | 148 | 293 | 18-70 | 9-54 | 3-78 | 9 | 6 | 4-9 | 2 | . | |

Mississippi State Team Game-by-Game (as of Sep 21, 2019)
All games

TEAM STATISTICS

| Date | Opponent | Rushing | | | | Receiving | | | | Passing | | | | Kick Returns | | | | Punt Returns | | | | tot off |
|-------------------|---------------|---------|-----|----|----|-----------|-----|----|----|-------------|-----|----|----|--------------|-----|----|-----|--------------|-----|----|----|------------|
| | | no. | yds | td | lg | no. | yds | td | lg | cmp-att-int | yds | td | lg | no. | yds | td | lg | no. | yds | td | lg | |
| Aug 31 | at Louisiana | 40 | 261 | 3 | 20 | 20 | 236 | 2 | 31 | 20-30-0 | 236 | 2 | 31 | 3 | 54 | 0 | 22 | 3 | 40 | 0 | 40 | 497 |
| Sep 07 | SOUTHERN MISS | 41 | 210 | 3 | 22 | 16 | 176 | 2 | 28 | 16-21-0 | 176 | 2 | 28 | 0 | 0 | 0 | 0 | 1 | 8 | 0 | 8 | 386 |
| Sep 14 | KANSAS STATE | 44 | 201 | 2 | 22 | 11 | 151 | 1 | 35 | 11-27-2 | 151 | 1 | 35 | 4 | 71 | 0 | 24 | 1 | 1 | 0 | 0 | 352 |
| Sep 21 20 | KENTUCKY | 40 | 241 | 3 | 49 | 17 | 180 | 0 | 25 | 17-22-1 | 180 | 0 | 25 | 0 | 0 | 0 | 0 | 0 | 0 | 0 | 0 | 421 |
| Mississippi State | | 165 | 913 | 11 | 49 | 64 | 743 | 5 | 35 | 64-100-3 | 743 | 5 | 35 | 7 | 125 | 0 | 24 | 5 | 49 | 0 | 40 | 1656 |
| | | 128 | 573 | 6 | 31 | 67 | 856 | 4 | 65 | 67-126-4 | 856 | 4 | 65 | 13 | 309 | 1 | 100 | 6 | 71 | 0 | 25 | 1429 |

Games: 4 • Avg/rush: 5.5 • Avg/catch: 11.6 • Pass effic: 136.91 • KR avg: 17.9 • PR avg: 9.8 • All purpose avg/game: 484.0 • Total offense avg/gm: 414.0

| Date | Opponent | Tackles | | | | Sacks no-yds | Fumble | | Pass Defense | | | blkd kick | PAT Attempts | | | off | | | |
|-------------------|---------------|---------|-----|-------|---------|-----------------|--------|--------|--------------|-----|------|--------------|--------------|------|-----|-----|-----|-----|-----|
| | | ua | a | total | tfl-yds | | ff | fr-yds | int-yds | qbh | brup | | kick | rush | rcv | saf | t/o | pts | |
| Aug 31 | at Louisiana | 61 | 2 | 63 | 3.0-9 | 1.0-5 | 2 | 3-0 | 1-0 | 0 | 2 | 0 | 5-5 | 0 | 0 | 0 | 0 | 7 | 38 |
| Sep 07 | SOUTHERN MISS | 23 | 42 | 65 | 5.0-20 | 2.0-12 | 1 | 1-0 | 2-54 | 3 | 1 | 0 | 5-5 | 0 | 0 | 0 | 0 | 7 | 38 |
| Sep 14 | KANSAS STATE | 22 | 48 | 70 | 5.0-15 | 1.0-10 | 2 | 3-4 | 0-0 | 3 | 3 | 0 | 3-3 | 0 | 0 | 0 | 0 | 17 | 24 |
| Sep 21 | KENTUCKY | 31 | 28 | 59 | 5.0-19 | 3.0-16 | 1 | 0-0 | 1-52 | 5 | 13 | 0 | 4-4 | 0 | 0 | 0 | 0 | 7 | 28 |
| Mississippi State | | 137 | 120 | 257 | 18.0-63 | 7.0-43 | 6 | 7-4 | 4-106 | 11 | 19 | 0 | 17-17 | 0 | 0 | 0 | 0 | 38 | 128 |
| | | 145 | 148 | 293 | 18.0-70 | 9.0-54 | 2 | 4-9 | 3-78 | 6 | 9 | 0 | 10-10 | 0 | 1 | 0 | 0 | 24 | 87 |

| Date | Opponent | Punting | | | | | | Field Goals | | | | Kickoffs | | | | | | |
|-------------------|---------------|---------|-----|------|------|------|----|-------------|-----|-----|--------|----------|------|-----|------|------|----|----|
| | | no. | yds | avg | long | blkd | tb | fc | 50+ | i20 | md-att | long | blkd | no. | yds | avg | tb | ob |
| Aug 31 | at Louisiana | 2 | 80 | 40.0 | 42 | 0 | 0 | 0 | 0 | 2 | 1-2 | 37 | 0 | 7 | 400 | 57.1 | 1 | 0 |
| Sep 07 | SOUTHERN MISS | 4 | 199 | 49.8 | 59 | 0 | 0 | 2 | 2 | 3 | 1-2 | 30 | 0 | 7 | 454 | 64.9 | 5 | 0 |
| Sep 14 | KANSAS STATE | 6 | 242 | 40.3 | 55 | 0 | 0 | 1 | 1 | 0 | 1-1 | 47 | 0 | 5 | 310 | 62.0 | 2 | 0 |
| Sep 21 | KENTUCKY | 3 | 147 | 49.0 | 50 | 0 | 2 | 0 | 1 | 0 | 0-0 | 0 | 0 | 5 | 295 | 59.0 | 3 | 0 |
| Mississippi State | | 15 | 668 | 44.5 | 59 | 0 | 2 | 3 | 4 | 5 | 3-5 | 47 | 0 | 24 | 1459 | 60.8 | 11 | 0 |
| | | 16 | 710 | 44.4 | 61 | 0 | 4 | 4 | 5 | 3 | 3-6 | 40 | 0 | 18 | 1074 | 59.7 | 10 | 1 |

Mississippi State Opponent Game-by-Game (as of Sep 21, 2019)
All games

OPPONENT STATISTICS

| Date | Opponent | Rushing | | | | Receiving | | | | Passing | | | | Kick Returns | | | | Punt Returns | | | | tot off |
|-----------|---------------|---------|-----|----|----|-----------|-----|----|----|-------------|-----|----|----|--------------|-----|----|-----|--------------|-----|----|----|------------|
| | | no. | yds | td | lg | no. | yds | td | lg | cmp-att-int | yds | td | lg | no. | yds | td | lg | no. | yds | td | lg | |
| Aug 31 | at Louisiana | 38 | 163 | 3 | 26 | 24 | 267 | 1 | 32 | 24-40-1 | 267 | 1 | 32 | 6 | 125 | 0 | 30 | 0 | 0 | 0 | 0 | 430 |
| Sep 07 | SOUTHERN MISS | 27 | 110 | 0 | 26 | 18 | 234 | 2 | 65 | 18-26-2 | 234 | 2 | 65 | 2 | 38 | 0 | 26 | 1 | 2 | 0 | 2 | 344 |
| Sep 14 | KANSAS STATE | 35 | 146 | 2 | 17 | 10 | 123 | 1 | 24 | 10-18-0 | 123 | 1 | 24 | 3 | 124 | 1 | 100 | 4 | 44 | 0 | 25 | 269 |
| Sep 21 20 | KENTUCKY | 28 | 154 | 1 | 31 | 15 | 232 | 0 | 39 | 15-42-1 | 232 | 0 | 39 | 2 | 22 | 0 | 19 | 1 | 25 | 0 | 25 | 386 |
| Opponents | | 128 | 573 | 6 | 31 | 67 | 856 | 4 | 65 | 67-126-4 | 856 | 4 | 65 | 13 | 309 | 1 | 100 | 6 | 71 | 0 | 25 | 1429 |
| | | 165 | 913 | 11 | 49 | 64 | 743 | 5 | 35 | 64-100-3 | 743 | 5 | 35 | 7 | 125 | 0 | 24 | 5 | 49 | 0 | 40 | 1656 |

Games: 4 • Avg/rush: 4.5 • Avg/catch: 12.8 • Pass effic: 114.37 • KR avg: 23.8 • PR avg: 11.8 • All purpose avg/game: 471.8 • Total offense avg/gm: 357.2

| Date | Opponent | Tackles | | | | Sacks no-yds | Fumble | | Pass Defense | | | blkd kick | PAT Attempts | | | off | | | |
|-----------|---------------|---------|-----|-------|---------|-----------------|--------|--------|--------------|-----|------|--------------|--------------|------|-----|-----|-----|-----|-----|
| | | ua | a | total | tfl-yds | | ff | fr-yds | int-yds | qbh | brup | | kick | rush | rcv | saf | t/o | pts | |
| Aug 31 | at Louisiana | 51 | 16 | 67 | 2.0-7 | 2.0-7 | 1 | 2-0 | 0-0 | 1 | 1 | 0 | 4-4 | 0 | 0 | 0 | 0 | 7 | 28 |
| Sep 07 | SOUTHERN MISS | 32 | 46 | 78 | 6.0-24 | 3.0-20 | 0 | 0-0 | 0-0 | 2 | 1 | 0 | 1-1 | 0 | 1 | 0 | 0 | 0 | 15 |
| Sep 14 | KANSAS STATE | 26 | 58 | 84 | 6.0-19 | 2.0-13 | 0 | 1-9 | 2-39 | 3 | 3 | 0 | 4-4 | 0 | 0 | 0 | 0 | 10 | 31 |
| Sep 21 | KENTUCKY | 36 | 28 | 64 | 4.0-20 | 2.0-14 | 1 | 1-0 | 1-39 | 0 | 4 | 0 | 1-1 | 0 | 0 | 0 | 0 | 7 | 13 |
| Opponents | | 145 | 148 | 293 | 18.0-70 | 9.0-54 | 2 | 4-9 | 3-78 | 6 | 9 | 0 | 10-10 | 0 | 1 | 0 | 0 | 24 | 87 |
| | | 137 | 120 | 257 | 18.0-63 | 7.0-43 | 6 | 7-4 | 4-106 | 11 | 19 | 0 | 17-17 | 0 | 0 | 0 | 0 | 38 | 128 |

| Date | Opponent | Punting | | | | | | Field Goals | | | | Kickoffs | | | | | | |
|-----------|---------------|---------|-----|------|------|------|----|-------------|-----|-----|--------|----------|------|-----|------|------|----|----|
| | | no. | yds | avg | long | blkd | tb | fc | 50+ | i20 | md-att | long | blkd | no. | yds | avg | tb | ob |
| Aug 31 | at Louisiana | 3 | 133 | 44.3 | 46 | 0 | 0 | 0 | 0 | 1 | 0-0 | 0 | 0 | 5 | 262 | 52.4 | 1 | 1 |
| Sep 07 | SOUTHERN MISS | 5 | 170 | 34.0 | 43 | 0 | 0 | 1 | 0 | 0 | 0-1 | 0 | 0 | 3 | 195 | 65.0 | 3 | 0 |
| Sep 14 | KANSAS STATE | 5 | 253 | 50.6 | 61 | 0 | 2 | 2 | 3 | 1 | 1-1 | 35 | 0 | 6 | 357 | 59.5 | 2 | 0 |
| Sep 21 | KENTUCKY | 3 | 154 | 51.3 | 56 | 0 | 2 | 1 | 2 | 1 | 2-4 | 40 | 0 | 4 | 260 | 65.0 | 4 | 0 |
| Opponents | | 16 | 710 | 44.4 | 61 | 0 | 4 | 4 | 5 | 3 | 3-6 | 40 | 0 | 18 | 1074 | 59.7 | 10 | 1 |
| | | 15 | 668 | 44.5 | 59 | 0 | 2 | 3 | 4 | 5 | 3-5 | 47 | 0 | 24 | 1459 | 60.8 | 11 | 0 |

Mississippi State Game Superlatives (as of Sep 21, 2019)
All games

INDIVIDUAL GAME HIGHS

| | | |
|---------------------|------|---|
| Rushes | 27 | Kylin Hill at Louisiana (Aug 31, 2019) |
| Yards Rushing | 197 | Kylin Hill at Louisiana (Aug 31, 2019) |
| TD Rushes | 3 | Kylin Hill vs Kentucky (Sep 21 2019) |
| Long Rush | 49 | Garrett Shrader vs Kentucky (Sep 21 2019) |
| Pass attempts | 30 | Tommy Stevens at Louisiana (Aug 31, 2019) |
| Pass completions | 20 | Tommy Stevens at Louisiana (Aug 31, 2019) |
| Yards Passing | 236 | Tommy Stevens at Louisiana (Aug 31, 2019) |
| TD Passes | 2 | Tommy Stevens at Louisiana (Aug 31, 2019) |
| | 2 | Tommy Stevens vs Southern Miss (Sep 07, 2019) |
| Long Pass | 35 | Tommy Stevens vs Kansas State (Sep 14, 2019) |
| Receptions | 6 | Osirus Mitchell at Louisiana (Aug 31, 2019) |
| Yards Receiving | 88 | Osirus Mitchell at Louisiana (Aug 31, 2019) |
| TD Receptions | 1 | Osirus Mitchell at Louisiana (Aug 31, 2019) |
| | 1 | Austin Williams at Louisiana (Aug 31, 2019) |
| | 1 | Stephen Guidry vs Southern Miss (Sep 07, 2019) |
| | 1 | Osirus Mitchell vs Southern Miss (Sep 07, 2019) |
| | 1 | Osirus Mitchell vs Kansas State (Sep 14, 2019) |
| Long Reception | 35 | Osirus Mitchell vs Kansas State (Sep 14, 2019) |
| Field Goals | 1 | Jordan Lawless at Louisiana (Aug 31, 2019) |
| | 1 | Jace Christmann vs Southern Miss (Sep 07, 2019) |
| | 1 | Jace Christmann vs Kansas State (Sep 14, 2019) |
| Long Field Goal | 47 | Jace Christmann vs Kansas State (Sep 14, 2019) |
| Punts | 6 | Tucker Day vs Kansas State (Sep 14, 2019) |
| Punting Avg | 49.8 | Tucker Day vs Southern Miss (Sep 07, 2019) |
| Long Punt | 59 | Tucker Day vs Southern Miss (Sep 07, 2019) |
| Punts inside 20 | 3 | Tucker Day vs Southern Miss (Sep 07, 2019) |
| Long Punt Return | 40 | Malik Dear at Louisiana (Aug 31, 2019) |
| Long Kickoff Return | 24 | JaVonta Payton vs Kansas State (Sep 14, 2019) |
| Tackles | 12 | Leo Lewis vs Kansas State (Sep 14, 2019) |
| Sacks | 1.0 | TEAM at Louisiana (Aug 31, 2019) |
| | 1.0 | Brian Cole II vs Southern Miss (Sep 07, 2019) |
| | 1.0 | M. Spencer vs Southern Miss (Sep 07, 2019) |
| | 1.0 | Brian Cole II vs Kansas State (Sep 14, 2019) |
| | 1.0 | Chauncey Rivers vs Kentucky (Sep 21 2019) |
| | 1.0 | Tim Washington vs Kentucky (Sep 21 2019) |
| | 1.0 | Fletcher Adams vs Kentucky (Sep 21 2019) |
| Tackles For Loss | 2.5 | Brian Cole II vs Southern Miss (Sep 07, 2019) |
| Interceptions | 1 | Cam Dantzler at Louisiana (Aug 31, 2019) |
| | 1 | Martin Emerson vs Southern Miss (Sep 07, 2019) |
| | 1 | C.J. Morgan vs Southern Miss (Sep 07, 2019) |
| | 1 | Willie Gay Jr. vs Kentucky (Sep 21 2019) |

Mississippi State Game Superlatives (as of Sep 21, 2019)
All games

TEAM GAME HIGHS

| | | |
|------------------|------|---------------------------------|
| Rushes | 44 | vs Kansas State (Sep 14, 2019) |
| Yards Rushing | 261 | at Louisiana (Aug 31, 2019) |
| Yards Per Rush | 6.5 | at Louisiana (Aug 31, 2019) |
| TD Rushes | 3 | at Louisiana (Aug 31, 2019) |
| | 3 | vs Southern Miss (Sep 07, 2019) |
| | 3 | vs Kentucky (Sep 21 2019) |
| Pass attempts | 30 | at Louisiana (Aug 31, 2019) |
| Pass completions | 20 | at Louisiana (Aug 31, 2019) |
| Yards Passing | 236 | at Louisiana (Aug 31, 2019) |
| Yards Per Pass | 8.4 | vs Southern Miss (Sep 07, 2019) |
| TD Passes | 2 | at Louisiana (Aug 31, 2019) |
| | 2 | vs Southern Miss (Sep 07, 2019) |
| Total Plays | 71 | vs Kansas State (Sep 14, 2019) |
| Total Offense | 497 | at Louisiana (Aug 31, 2019) |
| Yards Per Play | 7.1 | at Louisiana (Aug 31, 2019) |
| Points | 38 | at Louisiana (Aug 31, 2019) |
| | 38 | vs Southern Miss (Sep 07, 2019) |
| Sacks By | 3 | vs Kentucky (Sep 21 2019) |
| First Downs | 29 | at Louisiana (Aug 31, 2019) |
| Penalties | 7 | vs Kansas State (Sep 14, 2019) |
| Penalty Yards | 83 | vs Kansas State (Sep 14, 2019) |
| Turnovers | 3 | vs Kansas State (Sep 14, 2019) |
| Interceptions By | 2 | vs Southern Miss (Sep 07, 2019) |
| Punts | 6 | vs Kansas State (Sep 14, 2019) |
| Punting Avg | 49.8 | vs Southern Miss (Sep 07, 2019) |
| Long Punt | 59 | vs Southern Miss (Sep 07, 2019) |
| Punts inside 20 | 3 | vs Southern Miss (Sep 07, 2019) |
| Long Punt Return | 40 | at Louisiana (Aug 31, 2019) |

Mississippi State Game Superlatives (as of Sep 21, 2019)
All games

OPPONENT INDIVIDUAL GAME HIGHS

| | | |
|---------------------|------|--|
| Rushes | 17 | James Gilbert, vs Kansas State (Sep 14, 2019) |
| Yards Rushing | 105 | Asim Rose, vs Kentucky (Sep 21 2019) |
| TD Rushes | 1 | Lewis, Levi, at Louisiana (Aug 31, 2019) |
| | 1 | Ragas, Trey, at Louisiana (Aug 31, 2019) |
| | 1 | Mitchell, Elija, at Louisiana (Aug 31, 2019) |
| | 1 | S. Thompson, vs Kansas State (Sep 14, 2019) |
| | 1 | Jordon Brown, vs Kansas State (Sep 14, 2019) |
| | 1 | Kavosiey Smoke, vs Kentucky (Sep 21 2019) |
| Long Rush | 31 | Asim Rose, vs Kentucky (Sep 21 2019) |
| Pass attempts | 41 | Sawyer Smith, vs Kentucky (Sep 21 2019) |
| Pass completions | 24 | Lewis, Levi, at Louisiana (Aug 31, 2019) |
| Yards Passing | 267 | Lewis, Levi, at Louisiana (Aug 31, 2019) |
| TD Passes | 2 | Jack Abraham, vs Southern Miss (Sep 07, 2019) |
| Long Pass | 65 | Jack Abraham, vs Southern Miss (Sep 07, 2019) |
| Receptions | 8 | Bell, Jamal, at Louisiana (Aug 31, 2019) |
| Yards Receiving | 129 | Lynn Bowden, vs Kentucky (Sep 21 2019) |
| TD Receptions | 1 | Ralston, Nick, at Louisiana (Aug 31, 2019) |
| | 1 | J. Mitchell, vs Southern Miss (Sep 07, 2019) |
| | 1 | Jaylond Adams, vs Southern Miss (Sep 07, 2019) |
| | 1 | Dalton Schoen, vs Kansas State (Sep 14, 2019) |
| Long Reception | 65 | J. Mitchell, vs Southern Miss (Sep 07, 2019) |
| Field Goals | 1 | Blake Lynch, vs Kansas State (Sep 14, 2019) |
| | 1 | Matt Ruffolo, vs Kentucky (Sep 21 2019) |
| | 1 | Chance Poore, vs Kentucky (Sep 21 2019) |
| Long Field Goal | 40 | Chance Poore, vs Kentucky (Sep 21 2019) |
| Punts | 5 | Devin Anctil, vs Kansas State (Sep 14, 2019) |
| Punting Avg | 51.3 | Max Duffy, vs Kentucky (Sep 21 2019) |
| Long Punt | 61 | Devin Anctil, vs Kansas State (Sep 14, 2019) |
| Punts inside 20 | 1 | Byrns, Rhys, at Louisiana (Aug 31, 2019) |
| | 1 | Devin Anctil, vs Kansas State (Sep 14, 2019) |
| | 1 | Max Duffy, vs Kentucky (Sep 21 2019) |
| Long Punt Return | 25 | Phillip Brooks, vs Kansas State (Sep 14, 2019) |
| | 25 | Lynn Bowden, vs Kentucky (Sep 21 2019) |
| Long Kickoff Return | 100 | Malik Knowles, vs Kansas State (Sep 14, 2019) |
| Tackles | 11 | Denzel Goolsby, vs Kansas State (Sep 14, 2019) |
| Sacks | 2.0 | Ty Williams, vs Southern Miss (Sep 07, 2019) |
| Tackles For Loss | 2.0 | Ty Williams, vs Southern Miss (Sep 07, 2019) |
| Interceptions | 1 | AJ Parker, vs Kansas State (Sep 14, 2019) |
| | 1 | Denzel Goolsby, vs Kansas State (Sep 14, 2019) |
| | 1 | Quandre Mosely, vs Kentucky (Sep 21 2019) |

Mississippi State Game Superlatives (as of Sep 21, 2019)
All games

OPPONENT TEAM GAME HIGHS

| | | |
|------------------|------|---------------------------------|
| Rushes | 38 | at Louisiana (Aug 31, 2019) |
| Yards Rushing | 163 | at Louisiana (Aug 31, 2019) |
| Yards Per Rush | 5.5 | vs Kentucky (Sep 21 2019) |
| TD Rushes | 3 | at Louisiana (Aug 31, 2019) |
| Pass attempts | 42 | vs Kentucky (Sep 21 2019) |
| Pass completions | 24 | at Louisiana (Aug 31, 2019) |
| Yards Passing | 267 | at Louisiana (Aug 31, 2019) |
| Yards Per Pass | 9.0 | vs Southern Miss (Sep 07, 2019) |
| TD Passes | 2 | vs Southern Miss (Sep 07, 2019) |
| Total Plays | 78 | at Louisiana (Aug 31, 2019) |
| Total Offense | 430 | at Louisiana (Aug 31, 2019) |
| Yards Per Play | 6.5 | vs Southern Miss (Sep 07, 2019) |
| Points | 31 | vs Kansas State (Sep 14, 2019) |
| Sacks By | 3 | vs Southern Miss (Sep 07, 2019) |
| First Downs | 27 | at Louisiana (Aug 31, 2019) |
| Penalties | 7 | vs Kansas State (Sep 14, 2019) |
| Penalty Yards | 59 | vs Kansas State (Sep 14, 2019) |
| Turnovers | 4 | at Louisiana (Aug 31, 2019) |
| Interceptions By | 2 | vs Kansas State (Sep 14, 2019) |
| Punts | 5 | vs Southern Miss (Sep 07, 2019) |
| | 5 | vs Kansas State (Sep 14, 2019) |
| Punting Avg | 51.3 | vs Kentucky (Sep 21 2019) |
| Long Punt | 61 | vs Kansas State (Sep 14, 2019) |
| Punts inside 20 | 1 | at Louisiana (Aug 31, 2019) |
| | 1 | vs Kansas State (Sep 14, 2019) |
| | 1 | vs Kentucky (Sep 21 2019) |
| Long Punt Return | 25 | vs Kansas State (Sep 14, 2019) |
| | 25 | vs Kentucky (Sep 21 2019) |

Mississippi State By-Quarter Statistics (as of Sep 21, 2019)
All games

3rd-Down Conversions

| Date | Opponent | Score | Overall | | 1st Qtr | | 2nd Qtr | | 3rd Qtr | | 4th Qtr | | Overtime | |
|--------------|-------------------|---------|---------|------|---------|-------|---------|-------|---------|------|---------|------|----------|-----|
| Aug 31, 2019 | at Louisiana | W 38-28 | 4-9 | 44.4 | 1-2 | 50.0 | 2-3 | 66.7 | 1-2 | 50.0 | 0-2 | 0.0 | | |
| Sep 07, 2019 | SOUTHERN MISS | W 38-15 | 3-9 | 33.3 | 1-1 | 100.0 | 0-2 | 0.0 | 1-2 | 50.0 | 1-4 | 25.0 | | |
| Sep 14, 2019 | KANSAS STATE | L 24-31 | 4-14 | 28.6 | 0-2 | 0.0 | 2-4 | 50.0 | 2-4 | 50.0 | 0-4 | 0.0 | | |
| Sep 21 2019 | KENTUCKY | W 28-13 | 6-10 | 60.0 | 2-3 | 66.7 | 1-1 | 100.0 | 2-4 | 50.0 | 1-2 | 50.0 | | |
| | Mississippi State | | 17-42 | 40.5 | 4-8 | 50.0 | 5-10 | 50.0 | 6-12 | 50.0 | 2-12 | 16.7 | 0-0 | 0.0 |
| | Opponents | | 10-41 | 24.4 | 4-12 | 33.3 | 3-11 | 27.3 | 0-5 | 0.0 | 3-13 | 23.1 | 0-0 | 0.0 |

4th-Down Conversions

| Date | Opponent | Score | Overall | | 1st Qtr | | 2nd Qtr | | 3rd Qtr | | 4th Qtr | | Overtime | |
|--------------|-------------------|---------|---------|------|---------|-----|---------|-----|---------|-------|---------|------|----------|-----|
| Aug 31, 2019 | at Louisiana | W 38-28 | 0-1 | 0.0 | 0-1 | 0.0 | 0-0 | 0.0 | 0-0 | 0.0 | 0-0 | 0.0 | | |
| Sep 07, 2019 | SOUTHERN MISS | W 38-15 | 0-0 | 0.0 | 0-0 | 0.0 | 0-0 | 0.0 | 0-0 | 0.0 | 0-0 | 0.0 | | |
| Sep 14, 2019 | KANSAS STATE | L 24-31 | 0-1 | 0.0 | 0-0 | 0.0 | 0-0 | 0.0 | 0-0 | 0.0 | 0-1 | 0.0 | | |
| Sep 21 2019 | KENTUCKY | W 28-13 | 0-0 | 0.0 | 0-0 | 0.0 | 0-0 | 0.0 | 0-0 | 0.0 | 0-0 | 0.0 | | |
| | Mississippi State | | 0-2 | 0.0 | 0-1 | 0.0 | 0-0 | 0.0 | 0-0 | 0.0 | 0-1 | 0.0 | 0-0 | 0.0 |
| | Opponents | | 3-7 | 42.9 | 0-2 | 0.0 | 0-1 | 0.0 | 1-1 | 100.0 | 2-3 | 66.7 | 0-0 | 0.0 |

Time of Possession

| Date | Opponent | Score | Overall | | 1st Qtr | | 2nd Qtr | | 3rd Qtr | | 4th Qtr | | Overtime | |
|--------------|-------------------|---------|---------|--|---------|--|---------|--|---------|--|---------|--|----------|--|
| Aug 31, 2019 | at Louisiana | W 38-28 | 30:37 | | 10:04 | | 7:58 | | 7:59 | | 4:36 | | | |
| Sep 07, 2019 | SOUTHERN MISS | W 38-15 | 33:46 | | 6:59 | | 5:22 | | 10:47 | | 10:38 | | | |
| Sep 14, 2019 | KANSAS STATE | L 24-31 | 33:05 | | 5:56 | | 9:25 | | 11:24 | | 6:20 | | | |
| Sep 21 2019 | KENTUCKY | W 28-13 | 33:06 | | 5:52 | | 9:44 | | 10:42 | | 6:48 | | | |
| | Mississippi State | Total | 130:34 | | 28:51 | | 32:29 | | 40:52 | | 28:22 | | 0:00 | |
| | | Avg. | 32:38 | | 7:12 | | 8:07 | | 10:13 | | 7:05 | | 0:00 | |
| | Opponents | Total | 109:19 | | 31:09 | | 27:31 | | 19:08 | | 31:31 | | 0:00 | |
| | | Avg. | 27:19 | | 7:47 | | 6:52 | | 4:47 | | 7:52 | | 0:00 | |

Mississippi State Games Played (as of Sep 21, 2019)
All games

| ## | PLAYER | GP-GS | LA | USM | KS | UK |
|----|-----------------|-------|-------|-------|-------|-------|
| 6 | Willie Gay Jr. | 1/- | ... | ... | ... | XXX |
| 43 | Fletcher Adams | 4/- | XXX | XXX | XXX | XXX |
| 2S | Somon Anderson | 2/- | ... | XXX | XXX | ... |
| 90 | Lee Autry | 2/2 | ... | START | ... | START |
| 6B | Paul Blackwell | 4/- | XXX | XXX | XXX | XXX |
| 18 | Aaron Brule | 4/- | XXX | XXX | XXX | XXX |
| 1B | Logan Burnett | 1/- | ... | XXX | ... | ... |
| 70 | Tommy Champion | 4/2 | XXX | START | START | XXX |
| 16 | Korey Charles | 2/- | XXX | XXX | ... | ... |
| 47 | Jace Christmann | 3/- | ... | XXX | XXX | XXX |
| 2A | A. Conner | 4/- | XXX | XXX | XXX | XXX |
| 28 | Londyn Craft | 2/- | XXX | ... | XXX | ... |
| 67 | Charles Cross | 2/- | ... | XXX | XXX | ... |
| 84 | Jaden Crumedy | 4/2 | START | XXX | START | XXX |
| 25 | Brad Cumbest | 3/- | ... | XXX | XXX | XXX |
| 3 | Cam Dantzler | 3/3 | START | START | ... | START |
| 4D | Tucker Day | 4/- | XXX | XXX | XXX | XXX |
| 9 | Malik Dear | 4/- | XXX | XXX | XXX | XXX |
| 20 | Taury Dixon | 3/- | XXX | XXX | XXX | ... |
| 19 | Collin Duncan | 4/- | XXX | XXX | XXX | XXX |
| 55 | Greg Eiland | 4/4 | START | START | START | START |
| 1E | Martin Emerson | 4/- | XXX | XXX | XXX | XXX |
| 1G | Cameron Gardner | 4/1 | START | XXX | XXX | XXX |
| 21 | Nick Gibson | 2/- | XXX | XXX | ... | ... |
| 48 | Scott Goodman | 4/- | XXX | XXX | XXX | XXX |
| 82 | Farrod Green | 4/4 | START | START | START | START |
| 35 | Landon Guidry | 4/- | XXX | XXX | XXX | XXX |
| 1 | Stephen Guidry | 3/2 | XXX | START | START | ... |
| 8 | Kylin Hill | 4/4 | START | START | START | START |
| 32 | Brian Cole II | 4/4 | START | START | START | START |
| 99 | James Jackson | 4/- | XXX | XXX | XXX | XXX |
| 3J | Devonta Jason | 1/- | ... | ... | ... | XXX |
| 5J | R.J. Jennings | 3/- | XXX | XXX | XXX | ... |
| 8J | Dontea Jones | 4/- | XXX | XXX | XXX | XXX |
| 2J | Jarrian Jones | 4/- | XXX | XXX | XXX | XXX |
| 92 | Kendell Jones | 3/- | XXX | XXX | XXX | ... |
| 52 | Kobe Jones | 4/- | XXX | XXX | XXX | XXX |
| 30 | S. Kilby-Lane | 3/- | XXX | XXX | XXX | ... |
| 11 | J. Landrews | 4/4 | START | START | START | START |
| 2L | Jordan Lawless | 1/- | XXX | ... | ... | ... |
| 10 | Leo Lewis | 4/4 | START | START | START | START |
| 54 | Fabien Lovett | 4/4 | START | START | START | START |
| 5M | Osirus Mitchell | 4/4 | START | START | START | START |
| 29 | C.J. Morgan | 4/4 | START | START | START | START |
| 7M | Marcus Murphy | 1/- | ... | ... | ... | XXX |
| 17 | Aaron Odom | 1/- | XXX | ... | ... | ... |
| 56 | Dareuan Parker | 2/2 | START | ... | ... | START |

Mississippi State Games Played (as of Sep 21, 2019)
All games

| ## | PLAYER | GP-GS | LA | USM | KS | UK |
|----|-----------------|-------|-------|-------|-------|-------|
| 4 | JaVonta Payton | 4/- | XXX | XXX | XXX | XXX |
| 38 | Fred Peters | 4/- | XXX | XXX | XXX | XXX |
| 78 | Tyre Phillips | 4/4 | START | START | START | START |
| 2P | N. Pickering | 1/- | ... | XXX | ... | ... |
| 23 | J.P. Purvis | 3/- | ... | XXX | XXX | XXX |
| 51 | Stewart Reese | 4/4 | START | START | START | START |
| 5 | Chauncey Rivers | 4/4 | START | START | START | START |
| 3R | Robert Rivers | 1/- | ... | XXX | ... | ... |
| 9R | D. Russell | 3/- | ... | XXX | XXX | XXX |
| 27 | K. Schexnayder | 4/- | XXX | XXX | XXX | XXX |
| 63 | L. Sharp | 3/- | XXX | XXX | XXX | ... |
| 6S | Garrett Shrader | 3/1 | ... | XXX | XXX | START |
| 8S | M. Smitherman | 4/4 | START | START | START | START |
| 42 | M. Spencer | 4/4 | START | START | START | START |
| 1S | G. Spivey | 4/1 | XXX | XXX | XXX | START |
| 7 | Tommy Stevens | 3/3 | START | START | START | ... |
| 75 | Michael Story | 3/- | ... | XXX | XXX | XXX |
| 2 | Dedrick Thomas | 4/3 | START | START | START | XXX |
| 40 | Erroll Thompson | 4/4 | START | START | START | START |
| 34 | Sherman Timbs | 4/- | XXX | XXX | XXX | XXX |
| 88 | Powers Warren | 1/- | ... | XXX | ... | ... |
| 50 | Tim Washington | 4/- | XXX | XXX | XXX | XXX |
| 14 | N. Watson | 1/- | XXX | ... | ... | ... |
| 79 | Evans Wilkerson | 4/- | XXX | XXX | XXX | XXX |
| 85 | Austin Williams | 4/- | XXX | XXX | XXX | XXX |
| 73 | Darryl Williams | 4/4 | START | START | START | START |
| 13 | Tyler Williams | 4/1 | XXX | XXX | START | XXX |
| 22 | L. Witherspoon | 3/- | ... | XXX | XXX | XXX |
| 93 | Cameron Young | 3/- | ... | XXX | XXX | XXX |
| 12 | Isaiah Zuber | 4/1 | XXX | XXX | XXX | START |

Mississippi State Total Tackles Game-by-Game (as of Sep 21, 2019)
All games

| Total Tackles | UA-A | Total | LA | USM | KS | UK |
|-----------------|-------|-------|-----|-----|------|-----|
| J. Landrews | 20-11 | 31 | 8-0 | 4-3 | 4-5 | 4-3 |
| Erroll Thompson | 15-15 | 30 | 9-1 | 1-3 | 1-8 | 4-3 |
| C.J. Morgan | 15-13 | 28 | 7-0 | 2-4 | 3-3 | 3-6 |
| Leo Lewis | 9-17 | 26 | 6-0 | 0-5 | 1-11 | 2-1 |
| Brian Cole II | 14-7 | 21 | 3-0 | 5-2 | 4-2 | 2-3 |
| Cam Dantzler | 12-1 | 13 | 7-0 | 1-0 | DNP | 4-1 |
| Chauncey Rivers | 8-5 | 13 | 4-0 | 1-1 | 1-3 | 2-1 |
| M. Spencer | 7-3 | 10 | 3-0 | 3-1 | 0-1 | 1-1 |
| Tyler Williams | 3-6 | 9 | - | 1-2 | 0-3 | 2-1 |
| Tim Washington | 2-6 | 8 | - | - | 1-5 | 1-1 |
| Kobe Jones | 1-7 | 8 | 1-1 | 0-2 | 0-1 | 0-3 |
| M. Smitherman | 4-3 | 7 | 1-0 | 1-2 | 1-1 | 1-0 |
| Jaden Crumedy | 3-3 | 6 | 3-0 | 0-1 | 0-2 | - |
| Fletcher Adams | 3-3 | 6 | - | 2-2 | - | 1-1 |
| Martin Emerson | 3-2 | 5 | 1-0 | - | 1-1 | 1-1 |
| Fabien Lovett | 1-3 | 4 | 1-0 | 0-2 | - | 0-1 |
| Cameron Young | 1-2 | 3 | DNP | 1-1 | 0-1 | - |
| Lee Autry | 1-2 | 3 | DNP | 0-2 | DNP | 1-0 |
| JaVonta Payton | 1-2 | 3 | 1-0 | 0-1 | 0-1 | - |
| A. Conner | 3-0 | 3 | 1-0 | - | 2-0 | - |
| Willie Gay Jr. | 1-1 | 2 | DNP | DNP | DNP | 1-1 |
| Jarrian Jones | 1-1 | 2 | 1-0 | 0-1 | - | - |
| Landon Guidry | 0-2 | 2 | - | 0-2 | - | - |
| Korey Charles | 2-0 | 2 | 1-0 | 1-0 | DNP | DNP |
| S. Kilby-Lane | 0-2 | 2 | - | 0-2 | - | DNP |
| Kylin Hill | 2-0 | 2 | - | - | 1-0 | 1-0 |
| TEAM | 1-0 | 1 | 1-0 | - | - | - |
| Taury Dixon | 1-0 | 1 | 1-0 | - | - | DNP |
| L. Sharp | 1-0 | 1 | - | - | 1-0 | DNP |
| D. Russell | 0-1 | 1 | DNP | 0-1 | - | - |
| Aaron Brule | 0-1 | 1 | - | 0-1 | - | - |
| Scott Goodman | 0-1 | 1 | - | 0-1 | - | - |
| Stewart Reese | 1-0 | 1 | - | - | 1-0 | - |
| James Jackson | 1-0 | 1 | 1-0 | - | - | - |

Mississippi State Passing Game-by-Game (as of Sep 21, 2019)
All games

| #7 Tommy Stevens | Comp | Att | Int | Pct | Yards | TD | Long | Sacked | Effic |
|------------------|------|-----|-----|------|-------|----|------|--------|--------|
| Louisiana | 20 | 30 | 0 | 66.7 | 236 | 2 | 31 | 2-7 | 154.75 |
| Southern Miss | 9 | 10 | 0 | 90.0 | 105 | 2 | 28 | 2-13 | 244.20 |
| Kansas State | 7 | 15 | 2 | 46.7 | 100 | 1 | 35 | 2-13 | 98.00 |
| TOTALS | 36 | 55 | 2 | 65.5 | 441 | 5 | 35 | 6-33 | 155.53 |

| #6S Garrett Shrader | Comp | Att | Int | Pct | Yards | TD | Long | Sacked | Effic |
|---------------------|------|-----|-----|------|-------|----|------|--------|--------|
| Southern Miss | 7 | 11 | 0 | 63.6 | 71 | 0 | 17 | 1-7 | 117.85 |
| Kansas State | 4 | 12 | 0 | 33.3 | 51 | 0 | 26 | 0-0 | 69.03 |
| Kentucky | 17 | 22 | 1 | 77.3 | 180 | 0 | 25 | 2-14 | 136.91 |
| TOTALS | 28 | 45 | 1 | 62.2 | 302 | 0 | 26 | 3-21 | 114.15 |

Mississippi State Rushing/Receiving Game-by-Game (as of Sep 21, 2019)
All games

| RUSHING | No-Yds/TD | LA | USM | KS | UK |
|-----------------|-----------|----------|----------|----------|----------|
| Kylin Hill | 91-551/5 | 27-197/1 | 14-123/1 | 24-111/0 | 26-120/3 |
| Garrett Shrader | 30-223/1 | DNP | 9-16/0 | 10-82/1 | 11-125/0 |
| Nick Gibson | 7-58/2 | 2-27/1 | 5-31/1 | DNP | DNP |
| L. Witherspoon | 10-44/1 | DNP | 7-40/1 | 3-4/0 | - |
| Tommy Stevens | 24-42/2 | 11-37/1 | 6-0/0 | 7-5/1 | DNP |
| Malik Dear | 1-0/0 | - | - | - | 1-0/0 |
| TEAM | 2--4/0 | - | DNP | DNP | 2--4/0 |

| RECEIVING | No-Yds/TD | LA | USM | KS | UK |
|-----------------|-----------|--------|--------|--------|--------|
| Osirus Mitchell | 17-244/3 | 6-88/1 | 2-46/1 | 5-74/1 | 4-36/0 |
| Dedrick Thomas | 7-109/0 | 2-19/0 | 1-12/0 | 2-32/0 | 2-46/0 |
| Austin Williams | 5-76/1 | 3-43/1 | 1-13/0 | - | 1-20/0 |
| Stephen Guidry | 7-68/1 | 4-36/0 | 3-32/1 | - | DNP |
| Isaiah Zuber | 6-53/0 | 1-14/0 | 2-23/0 | - | 3-16/0 |
| Kylin Hill | 5-49/0 | 1-10/0 | 2-19/0 | 2-20/0 | - |
| Farrod Green | 5-36/0 | 1-3/0 | - | 1-13/0 | 3-20/0 |
| Dontea Jones | 4-35/0 | 1-14/0 | 2-9/0 | 1-12/0 | - |
| JaVonta Payton | 4-33/0 | 1-9/0 | 1-10/0 | - | 2-14/0 |
| Malik Dear | 2-28/0 | - | - | - | 2-28/0 |
| Cameron Gardner | 1-7/0 | - | 1-7/0 | - | - |
| Robert Rivers | 1-5/0 | DNP | 1-5/0 | DNP | DNP |

Mississippi State Return Stats Game-by-Game (as of Sep 21, 2019)
All games

| PUNT RETURNS | No-Yds | LA | USM | KS | UK |
|--------------|--------|------|-----|-----|-----|
| Malik Dear | 4-49 | 2-40 | 1-8 | 1-1 | - |
| Taury Dixon | 1-0 | 1-0 | - | - | DNP |

| KICK RETURNS | No-Yds | LA | USM | KS | UK |
|-----------------|--------|------|-----|------|----|
| JaVonta Payton | 2-40 | - | - | 2-40 | - |
| Isaiah Zuber | 2-36 | 2-36 | - | - | - |
| Brian Cole II | 2-35 | 1-18 | - | 1-17 | - |
| Deddrick Thomas | 1-14 | - | - | 1-14 | - |

| INT. RETURNS | No-Yds | LA | USM | KS | UK |
|----------------|--------|-----|------|-----|------|
| Martin Emerson | 1-45 | - | 1-45 | - | - |
| C.J. Morgan | 1-9 | - | 1-9 | - | - |
| Willie Gay Jr. | 1-52 | DNP | DNP | DNP | 1-52 |
| Cam Dantzler | 1-0 | 1-0 | - | DNP | - |

| FUMBLE RETURNS | No-Yds | LA | USM | KS | UK |
|-----------------|--------|----|-----|-----|----|
| Darryl Williams | 1-4 | - | - | 1-4 | - |

Mississippi State Sacks Game-by-Game (as of Sep 21, 2019)
All games

| SACKS | UA-A | Total | LA | USM | KS | UK |
|-----------------|------|-------|-------|-------|--------|-------|
| Brian Cole II | 2-0 | 2.0 | - | 1.0-7 | 1.0-10 | - |
| Tim Washington | 1-0 | 1.0 | - | - | - | 1.0-7 |
| Chauncey Rivers | 1-0 | 1.0 | - | - | - | 1.0-5 |
| M. Spencer | 1-0 | 1.0 | - | 1.0-5 | - | - |
| Fletcher Adams | 1-0 | 1.0 | - | - | - | 1.0-4 |
| TEAM | 1-0 | 1.0 | 1.0-5 | - | - | - |

Mississippi State Tackle For Loss Game-by-Game (as of Sep 21, 2019)
All games

| TACKLES FOR LOSS | UA-A | Total | LA | USM | KS | UK |
|------------------|------|-------|-------|--------|--------|-------|
| Brian Cole II | 5-1 | 5.5 | 1.0-3 | 2.5-10 | 2.0-12 | - |
| Chauncey Rivers | 2-1 | 2.5 | 1.0-1 | - | 0.5-1 | 1.0-5 |
| Tim Washington | 1-2 | 2.0 | - | - | 1.0-1 | 1.0-7 |
| Lee Autry | 1-1 | 1.5 | DNP | 0.5-3 | DNP | 1.0-1 |
| M. Spencer | 1-1 | 1.5 | - | 1.0-5 | 0.5-1 | - |
| Leo Lewis | 0-2 | 1.0 | - | 0.5-0 | 0.5-0 | - |
| TEAM | 1-0 | 1.0 | 1.0-5 | - | - | - |
| Willie Gay Jr. | 1-0 | 1.0 | DNP | DNP | DNP | 1.0-2 |
| Fletcher Adams | 1-0 | 1.0 | - | - | - | 1.0-4 |
| J. Landrews | 0-1 | 0.5 | - | - | 0.5-0 | - |
| C.J. Morgan | 0-1 | 0.5 | - | 0.5-2 | - | - |

Mississippi State Fumbles Game-by-Game (as of Sep 21, 2019)
All games

| FUMBLES | No-Lost | LA | USM | KS | UK |
|-----------------|---------|-----|-----|-----|-----|
| Tommy Stevens | 2-2 | 1-1 | - | 1-1 | DNP |
| Garrett Shrader | 1-1 | DNP | - | - | 1-1 |
| Taury Dixon | 1-1 | 1-1 | - | - | DNP |
| Malik Dear | 1-0 | - | - | 1-0 | - |

| FUMBLES FORCED | Number | LA | USM | KS | UK |
|----------------|--------|----|-----|-----|----|
| M. Spencer | 2 | 1 | 1 | - | - |
| TEAM | 1 | 1 | DNP | DNP | - |
| Fletcher Adams | 1 | - | - | - | 1 |
| Stewart Reese | 1 | - | - | 1 | - |
| Brian Cole II | 1 | - | - | 1 | - |

| FUMBLES RECOVERED | Number | LA | USM | KS | UK |
|-------------------|--------|----|-----|-----|----|
| Brian Cole II | 1 | 1 | - | - | - |
| Erroll Thompson | 1 | 1 | - | - | - |
| Cam Dantzler | 1 | 1 | - | DNP | - |
| Paul Blackwell | 1 | - | - | 1 | - |
| Jarrian Jones | 1 | - | - | 1 | - |
| Darryl Williams | 1 | - | - | 1 | - |
| Tyler Williams | 1 | - | 1 | - | - |



JACE CHRISTMANN

Kicker
Junior • 6-0 • 200
Houston, Texas (Memorial)
Major: Petroleum Engineering

47


- Walk-on kicker who has solidified himself as one of the best at his position in the SEC
- Earned 2017 Freshman All-America and All-SEC honors with his accuracy
- For his career, is 26-of-33 on field goals and 95-of-95 on PATs
- Career-best field goal is 47 yards
- His career field goal percentage of .788 is second in MSU career history
- Tied for sixth in program history with 26 career field goals made
- Ranks second in program history in career PATs made
- Tied career high with a 47-yard field goal early in the fourth quarter **vs. Kansas State (9/14)**
- He also hit a pair of 47-yarders during the Auburn and Louisiana Tech games last season

CHRISTMANN'S CAREER KICKING STATS

| YEAR | G | ALL | 1-19 | 20-29 | 30-39 | 40-49 | 50+ | LG | BLK |
|--------------|-----------|--------------|------------|------------|------------|-------------|----------|-----------|----------|
| 2017 | 13 | 12-14 | 0-0 | 6-6 | 3-3 | 3-5 | 0 | 45 | 0 |
| 2018 | 13 | 12-16 | 2-2 | 2-2 | 4-5 | 4-7 | 0 | 47 | 0 |
| 2019 | 3 | 2-3 | 0-0 | 0-0 | 1-1 | 1-2 | 0 | 47 | 0 |
| TOTAL | 29 | 26-33 | 2-2 | 8-8 | 8-9 | 8-14 | 0 | 47 | 0 |

CHRISTMANN'S 2019 GAME-BY-GAME KICKING STATS

| OPPONENT | MADE | MISSED |
|-------------------|----------|-----------|
| at Louisiana | | ---DNP--- |
| Southern Miss | 30 | 43 |
| Kansas State | 47 | --- |
| Kentucky | --- | --- |
| at Auburn | | |
| at Tennessee | | |
| LSU | | |
| at Texas A&M | | |
| at Arkansas | | |
| Alabama | | |
| Abilene Christian | | |
| Ole Miss | | |
| TOTAL | 2 | 1 |



BRIAN COLE II

Safety
Senior • 6-2 • 210
Saginaw, Mich. (East Mississippi CC)
Major: Communications

32

- Senior Bowl Watch List
- Athletic starting safety in his third season with the program
- Also sees action as a returner on special teams
- Voted a 2019 Team Captain by his teammates
- An SEC graduate, who earned his degree in interdisciplinary studies in May
- Saw his first career action in 2018 after redshirting in 2017
- Missed the majority of the 2018 season due to upper-body injury
- Played in nine career contests with eight starts
- Recorded 32 career tackles, including 8.5 TFLs and 3.0 sacks
- Leads the SEC with 5.5 TFL and ranks second among Division I defensive backs in TFLs
- Recovered a fumble at MSU's 48-yard line **vs. Louisiana (8/31)** for the first FR of his career
- Recorded a sack for a 7-yard loss in the second quarter **vs. Southern Miss (9/7)**
- It was his second career sack and first since Sept. 8, 2018 at Kansas State
- Led MSU's defense in the first half against Southern Miss with six tackles, closing the game tied for the team lead with seven total
- Finished the game against Southern with career highs in tackles (7), TFLs (2.5) and sacks (1)
- Recorded a TFL for the third straight game with 2.0, including one sack for the second straight week, **vs. Kansas State (9/14)**
- Also forced the first fumble of his career with his strip sack against the Wildcats

COLE'S CAREER DEFENSIVE STATS

| YEAR | G/S | UA | A | TT | TFL-YDS | SACKS-YDS | INT | PD | FF | FR |
|--------------|------------|-----------|-----------|-----------|---------------|-------------|----------|----------|----------|----------|
| 2018 | 5/4 | 5 | 6 | 11 | 3-7 | 1-1 | 1 | 1 | 0 | 0 |
| 2019 | 4/4 | 14 | 7 | 21 | 5.5-25 | 2-17 | 0 | 1 | 1 | 1 |
| TOTAL | 9/8 | 19 | 13 | 32 | 8.5-32 | 3-18 | 1 | 2 | 1 | 1 |

COLE'S 2019 GAME-BY-GAME DEFENSIVE STATS

| OPPONENT | G/S | UA | A | TT | TFL-YDS | SACKS-YDS | INT | PD | FF | FR |
|-------------------|------------|-----------|----------|-----------|---------------|-------------|----------|----------|----------|----------|
| at Louisiana | 1/1 | 3 | 0 | 3 | 1.0-3 | 0-0 | 0 | 0 | 0 | 1 |
| Southern Miss | 1/1 | 5 | 2 | 7 | 2.5-10 | 1-7 | 0 | 0 | 0 | 0 |
| Kansas State | 1/1 | 4 | 2 | 6 | 2.0-12 | 1-10 | 0 | 0 | 1 | 0 |
| Kentucky | 1/1 | 2 | 3 | 5 | 0.0-0 | 0-0 | 0 | 1 | 0 | 0 |
| at Auburn | | | | | | | | | | |
| at Tennessee | | | | | | | | | | |
| LSU | | | | | | | | | | |
| at Texas A&M | | | | | | | | | | |
| at Arkansas | | | | | | | | | | |
| Alabama | | | | | | | | | | |
| Abilene Christian | | | | | | | | | | |
| Ole Miss | | | | | | | | | | |
| TOTAL | 4/4 | 14 | 7 | 21 | 5.5-25 | 2-17 | 0 | 1 | 1 | 1 |



JADEN CRUMEDY

Defensive Tackle
Redshirt Freshman • 6-5 • 300
Hattiesburg, Miss. (Oak Grove)
Major: Undeclared

84

- Talented defensive tackle who enters his second year with the program
- Saw action in two contests as a true freshman before redshirting
- Played in six career games with two starts
- Recorded six career tackles
- Made his first start at defensive tackle **vs. Louisiana (8/31)** and collected three solo stops

CRUMEDY'S CAREER DEFENSIVE STATS

| YEAR | G/S | UA | A | TT | TFL-YDS | SACKS-YDS | INT | PD | FF | FR |
|--------------|------------|----------|----------|----------|------------|------------|----------|----------|----------|----------|
| 2018 | 2/0 | 0 | 0 | 0 | 0-0 | 0-0 | 0 | 0 | 0 | 0 |
| 2019 | 4/2 | 3 | 3 | 6 | 0-0 | 0-0 | 0 | 0 | 0 | 0 |
| TOTAL | 6/2 | 3 | 3 | 6 | 0-0 | 0-0 | 0 | 0 | 0 | 0 |

CRUMEDY'S 2019 GAME-BY-GAME DEFENSIVE STATS

| OPPONENT | G/S | UA | A | TT | TFL-YDS | SACKS-YDS | INT | PD | FF | FR |
|-------------------|------------|----------|----------|----------|--------------|------------|----------|----------|----------|----------|
| at Louisiana | 1/1 | 3 | 0 | 3 | 0.0-0 | 0-0 | 0 | 0 | 0 | 0 |
| Southern Miss | 1/0 | 0 | 1 | 1 | 0.0-0 | 0-0 | 0 | 0 | 0 | 0 |
| Kansas State | 1/1 | 0 | 2 | 2 | 0.0-0 | 0-0 | 0 | 0 | 0 | 0 |
| Kentucky | 1/0 | 0 | 0 | 0 | 0.0-0 | 0-0 | 0 | 0 | 0 | 0 |
| at Auburn | | | | | | | | | | |
| at Tennessee | | | | | | | | | | |
| LSU | | | | | | | | | | |
| at Texas A&M | | | | | | | | | | |
| at Arkansas | | | | | | | | | | |
| Alabama | | | | | | | | | | |
| Abilene Christian | | | | | | | | | | |
| Ole Miss | | | | | | | | | | |
| TOTAL | 4/2 | 3 | 3 | 6 | 0.0-0 | 0-0 | 0 | 0 | 0 | 0 |



CAMERON DANTZLER

Cornerback
Junior • 6-2 • 185
Hammond, La. (St. Thomas Aquinas)
Major: Human Development/Family Sciences

3

- Bednarik Award Watch List
- Jim Thorpe Award Watch List
- Nagurski Trophy Watch List
- Preseason Second Team All-American (Lindy's Sports)
- Preseason Fourth Team All-American (Phil Steele, Athlon Sports)
- Preseason Second Team All-SEC (Media, Coaches, PFF, Athlon Sports, Phil Steele)
- Lockdown corner that enters his second season as a starter
- Saw his first career action in 2017 after redshirting in 2016
- Played in 29 career games with 16 starts
- Recorded 81 career tackles, including 4.0 TFLs
- Produced four career interceptions and 20 passes defensed
- Recorded an interception on **Louisiana's (8/31)** first offensive play of the game
- Each of Dantzler's last two interceptions have come in his home state of Louisiana
- Matched career high with seven tackles against the Ragin' Cajuns and added the first fumble recovery of his career
- Did not see action **vs. Kansas State (9/14)** due to a lower-body injury
- Matched career high with three PBUs **vs. Kentucky (9/21)** and added five total tackles

DANTZLER'S CAREER DEFENSIVE STATS

| YEAR | G/S | UA | A | TT | TFL-YDS | SACKS-YDS | INT | PD | FF | FR |
|--------------|--------------|-----------|-----------|-----------|---------------|------------|----------|-----------|----------|----------|
| 2017 | 13/0 | 15 | 10 | 25 | 2-9 | 0-0 | 1 | 4 | 0 | 0 |
| 2018 | 13/13 | 32 | 11 | 43 | 2-12 | 1-9 | 2 | 11 | 0 | 0 |
| 2019 | 3/3 | 12 | 1 | 13 | 0-0 | 0-0 | 1 | 5 | 0 | 1 |
| TOTAL | 29/16 | 59 | 22 | 81 | 4.0-21 | 1-9 | 4 | 20 | 0 | 1 |

DANTZLER'S 2019 GAME-BY-GAME DEFENSIVE STATS

| OPPONENT | G/S | UA | A | TT | TFL-YDS | SACKS-YDS | INT | PD | FF | FR |
|-------------------|------------|-----------|----------|-----------|--------------|------------|----------|----------|----------|----------|
| at Louisiana | 1/1 | 7 | 0 | 7 | 0.0-0 | 0-0 | 1 | 1 | 0 | 1 |
| Southern Miss | 1/1 | 1 | 0 | 1 | 0.0-0 | 0-0 | 0 | 1 | 0 | 0 |
| Kansas State | | | | | ---DNP--- | | | | | |
| Kentucky | 1/1 | 4 | 1 | 5 | 0.0-0 | 0-0 | 0 | 3 | 0 | 0 |
| at Auburn | | | | | | | | | | |
| at Tennessee | | | | | | | | | | |
| LSU | | | | | | | | | | |
| at Texas A&M | | | | | | | | | | |
| at Arkansas | | | | | | | | | | |
| Alabama | | | | | | | | | | |
| Abilene Christian | | | | | | | | | | |
| Ole Miss | | | | | | | | | | |
| TOTAL | 3/3 | 12 | 1 | 13 | 0.0-0 | 0-0 | 1 | 5 | 0 | 1 |



TUCKER DAY

Punter
Sophomore • 6-0 • 210
Brentwood, Tenn. (Brentwood)
Major: Marketing

37

- Versatile specialist that serves as the primary punter
- Enters his third season with the program and second as the team's primary punter
- Recorded 62 career punts for 2,519 yards and a 40.6 average
- Longest punt of his career is 70 yards
- Punted 15 times in 2019 for 668 yards with a 44.5 average and five punts inside the 20
- Four of his 15 punts this season have gone for 50+ yards
- Downed both of his fourth-quarter punts **vs. Louisiana (8/31)** at the 1-yard-line
- First two punts **vs. Southern Miss (9/7)** were both downed inside the 10-yard line
- Boomed a 55-yard punt during the fourth quarter **vs. Kansas State (9/14)**, marking his third punt of the season and seventh of his career of 50-plus yards.
- Punted three times for 147 yards, including a 50-yarder, to average 49.0 yards per punt **vs. Kentucky (9/21)**

DAY'S CAREER PUNTING STATS

| YEAR | G | NO | YDS | LG | AVG | I20 | 50+ |
|--------------|-----------|-----------|-------------|-----------|-------------|-----------|----------|
| 2017 | 2 | 0 | 0 | 0 | 0.0 | 0 | 0 |
| 2018 | 13 | 47 | 1851 | 70 | 39.4 | 13 | 4 |
| 2019 | 4 | 15 | 668 | 59 | 44.5 | 5 | 4 |
| TOTAL | 19 | 62 | 2519 | 70 | 40.6 | 18 | 8 |



MALIK DEAR

Wide Receiver
Senior • 5-9 • 220
Jackson, Miss. (Murrah)
Major: Workforce Education Leadership

9

- Veteran wide receiver in his fourth season with the program
- Also sees action as a returner on special teams
- An SEC graduate, who earned his degree in kinesiology last December
- Saw his first career action in 2015 and redshirted the 2017 season due to an ACL injury
- Played in 38 games with nine starts and accounted for six touchdowns
- Returned a punt 40 yards to **Louisiana's (8/31)** 12-yard line at the 13:14 mark in the fourth quarter to set up an MSU score the following play
- The 40-yard punt return was the longest return of his career
- Caught his first passes of the season **vs. Kentucky (9/21)** for 28 total yards and also lined up at running back for one rushing attempt against the Wildcats

DEAR'S CAREER RECEIVING STATS

| YEAR | G/S | REC | YDS | AVG | TD | LP/OPPONENT |
|--------------|-------------|-----------|------------|-------------|----------|-------------------|
| 2015 | 11/0 | 22 | 217 | 9.9 | 2 | 27/LA TECH |
| 2016 | 12/9 | 23 | 264 | 11.5 | 2 | 33/SAMFORD |
| 2018 | 11/0 | 1 | 12 | 12.0 | 0 | 12/LOUISIANA |
| 2019 | 4/0 | 2 | 28 | 12.0 | 0 | 20/KENTUCKY |
| TOTAL | 38/9 | 48 | 521 | 10.9 | 4 | 33/SAMFORD |

DEAR'S CAREER PUNT RETURN STATS

| YEAR | G/S | PR | YDS | AVG | LG | TD |
|--------------|-------------|----------|-----------|------------|-----------|----------|
| 2015 | 11/0 | 1 | 7 | 7.0 | 7 | 0 |
| 2016 | 12/9 | 0 | 0 | 0.0 | 0 | 0 |
| 2018 | 11/0 | 3 | 9 | 3.0 | 9 | 0 |
| 2019 | 4/0 | 4 | 49 | 12.3 | 40 | 0 |
| TOTAL | 38/9 | 8 | 65 | 8.1 | 40 | 0 |

DEAR'S 2019 GAME-BY-GAME RECEIVING STATS

| OPPONENT | G/S | REC | YDS | AVG | TD | LG |
|-------------------|------------|----------|-----------|-------------|----------|-----------|
| Louisiana | 1/0 | 0 | 0 | 0.0 | 0 | 0 |
| Southern Miss | 1/0 | 0 | 0 | 0.0 | 0 | 0 |
| Kansas State | 1/0 | 0 | 0 | 0.0 | 0 | 0 |
| Kentucky | 1/0 | 2 | 28 | 14.0 | 0 | 20 |
| at Auburn | | | | | | |
| at Tennessee | | | | | | |
| LSU | | | | | | |
| at Texas A&M | | | | | | |
| at Arkansas | | | | | | |
| Alabama | | | | | | |
| Abilene Christian | | | | | | |
| Ole Miss | | | | | | |
| TOTAL | 4/0 | 2 | 28 | 14.0 | 0 | 20 |



MARTIN EMERSON JR.

Cornerback
Freshman • 6-2 • 195
Pensacola, Fla. (Pine Forest)
Major: Undeclared

1

- A physical playmaker with quality size and speed
- Appeared in three games as a true freshman for the Bulldogs
- Made collegiate debut **vs. Louisiana (8/31)** and collected one tackle
- Notched his first career INT in the fourth quarter **vs. Southern Miss (9/7)**, returning the pick 45 yards to set up an MSU touchdown
- First Bulldog true freshman to record an interception since 2012 Jim Thorpe Award winner Johnthan Banks did so in 2009
- Collected a career-high two tackles **vs. Kansas State (9/14)**
- Matched career high in his SEC debut **vs. Kentucky (9/21)** recording two total tackles

EMERSON'S CAREER DEFENSIVE STATS

| YEAR | G/S | UA | A | TT | TFL-YDS | SACKS-YDS | INT | PD | FF | FR |
|--------------|------------|----------|----------|----------|------------|------------|----------|----------|----------|----------|
| 2019 | 4/0 | 3 | 2 | 5 | 0-0 | 0-0 | 1 | 1 | 0 | 0 |
| TOTAL | 4/0 | 3 | 2 | 5 | 0-0 | 0-0 | 1 | 1 | 0 | 0 |

EMERSON'S 2019 GAME-BY-GAME DEFENSIVE STATS

| OPPONENT | G/S | UA | A | TT | TFL-YDS | SACKS-YDS | INT | PD | FF | FR |
|-------------------|------------|----------|----------|----------|--------------|------------|----------|----------|----------|----------|
| at Louisiana | 1/0 | 1 | 0 | 1 | 0.0-0 | 0-0 | 0 | 0 | 0 | 0 |
| Southern Miss | 1/0 | 0 | 0 | 0 | 0.0-0 | 0-0 | 1 | 1 | 0 | 0 |
| Kansas State | 1/0 | 1 | 1 | 2 | 0.0-0 | 0-0 | 0 | 0 | 0 | 0 |
| Kentucky | 1/0 | 1 | 1 | 2 | 0.0-0 | 0-0 | 0 | 0 | 0 | 0 |
| at Auburn | | | | | | | | | | |
| at Tennessee | | | | | | | | | | |
| LSU | | | | | | | | | | |
| at Texas A&M | | | | | | | | | | |
| at Arkansas | | | | | | | | | | |
| Alabama | | | | | | | | | | |
| Abilene Christian | | | | | | | | | | |
| Ole Miss | | | | | | | | | | |
| Louisiana | | | | | | | | | | |
| TOTAL | 4/0 | 3 | 2 | 5 | 0.0-0 | 0-0 | 1 | 1 | 0 | 0 |



CAMERON GARDNER

Wide Receiver
Redshirt Freshman • 6-4 • 220
Starkville, Miss. (Starkville)
Major: Undeclared

18

- Sure-handed receiver in his second season with the program
- Saw action in three contests as a true freshman
- Played in seven career games with one start
- Made the first start of his collegiate career **vs. Louisiana (8/31)**
- Recorded a 7-yard reception, the first of his career, **vs. Southern Miss (9/7)**

GARDNER'S CAREER RECEIVING STATS

| YEAR | G/S | REC | YDS | AVG | TD | LP/OPPONENT |
|--------------|------------|----------|----------|------------|----------|--------------|
| 2018 | 3/0 | 0 | 0 | 0.0 | 0 | N/A |
| 2019 | 4/1 | 1 | 7 | 7.0 | 0 | 7/USM |
| TOTAL | 7/1 | 1 | 7 | 7.0 | 0 | 7/USM |

GARDNER'S 2019 GAME-BY-GAME RECEIVING STATS

| OPPONENT | G/S | REC | YDS | AVG | TD | LG |
|-------------------|------------|----------|----------|------------|----------|----------|
| at Louisiana | 1/1 | 0 | 0 | 0.0 | 0 | 0 |
| Southern Miss | 1/0 | 1 | 7 | 7.0 | 0 | 7 |
| Kansas State | 1/0 | 0 | 0 | 0.0 | 0 | 0 |
| Kentucky | 1/0 | 0 | 0 | 0.0 | 0 | 0 |
| at Auburn | | | | | | |
| at Tennessee | | | | | | |
| LSU | | | | | | |
| at Texas A&M | | | | | | |
| at Arkansas | | | | | | |
| Alabama | | | | | | |
| Abilene Christian | | | | | | |
| Ole Miss | | | | | | |
| Louisiana | | | | | | |
| TOTAL | 4/1 | 1 | 7 | 7.0 | 0 | 7 |



NICK GIBSON

Running Back
Senior • 5-11 • 215
Birmingham, Ala. (Pinson Valley)
Major: Kinesiology

21

- Senior running back who serves as the primary back-up
- Saw his first career action in 2016 after redshirting in 2015
- Appeared in 27 contests with one career start
- Recorded 559 career rushing yards for four touchdowns
- Added 61 career receiving yards
- Scored third career rushing TD on an 8-yard run in the second quarter **vs. Louisiana (8/31)**
- It was his first score on the ground since Nov. 17, 2018 vs. Arkansas
- Added his second rushing touchdown of the season and his fourth of his career going untouched on a 13-yard rush during the second quarter **vs. Southern Miss (9/7)**
- Did not see action **vs. Kansas State (9/14)** and **vs. Kentucky (9/21)** due to a lower-body injury

GIBSON'S CAREER RUSHING/RECEIVING STATS

| YEAR | G/S | RUSH | YDS | AVG | TD | LG | REC | YDS | AVG | TD | LG |
|--------------|-------------|-----------|------------|------------|----------|-----------|----------|-----------|------------|----------|-----------|
| 2016 | 3/0 | 9 | 57 | 6.3 | 0 | 14 | 0 | 0 | 0.0 | 0 | 0 |
| 2017 | 13/1 | 45 | 239 | 5.3 | 1 | 39 | 3 | 25 | 8.3 | 0 | 12 |
| 2018 | 9/0 | 27 | 205 | 7.6 | 1 | 62 | 5 | 36 | 7.2 | 0 | 12 |
| 2019 | 2/0 | 7 | 58 | 8.3 | 2 | 19 | 0 | 0 | 0.0 | 0 | 0 |
| Total | 27/1 | 88 | 559 | 6.4 | 4 | 62 | 8 | 61 | 7.6 | 0 | 12 |

GIBSON'S 2019 GAME-BY-GAME RUSHING/RECEIVING STATS

| OPPONENT | G/S | RUSH | YDS | AVG | TD | LG | REC | YDS | AVG | TD | LG |
|-------------------|------------|----------|-----------|------------|----------|-----------|----------|----------|------------|----------|----------|
| at Louisiana | 1/0 | 2 | 27 | 13.5 | 1 | 19 | 0 | 0 | 0.0 | 0 | 0 |
| Southern Miss | 1/0 | 5 | 31 | 6.2 | 1 | 13 | 0 | 0 | 0.0 | 0 | 0 |
| Kansas State | | | | | | --- | DNP--- | | | | |
| Kentucky | | | | | | --- | DNP--- | | | | |
| at Auburn | | | | | | | | | | | |
| at Tennessee | | | | | | | | | | | |
| LSU | | | | | | | | | | | |
| at Texas A&M | | | | | | | | | | | |
| at Arkansas | | | | | | | | | | | |
| Alabama | | | | | | | | | | | |
| Abilene Christian | | | | | | | | | | | |
| Ole Miss | | | | | | | | | | | |
| TOTAL | 2/0 | 7 | 58 | 8.3 | 2 | 19 | 0 | 0 | 0.0 | 0 | 0 |



FARROD GREEN

Tight End
Senior • 6-4 • 240
Wesson, Miss. (Wesson Attendance Center)
Major: Human Development/Family Sciences

82

- John Mackey Award Watch List
- Hard-nosed and experienced tight end who enters his fifth season
- Saw his first career action in 2016 after redshirting in 2015
- Punishing blocker and because of his physical ability, has also seen action on special teams
- Played in 42 games with 25 starts
- Collected 36 career receptions for 412 yards and one touchdown
- Recorded three receptions for 36 yards **vs. Kentucky (9/21)** for his first multi-reception game of his senior season

GREEN'S CAREER RECEIVING STATS

| YEAR | G/S | REC | YDS | AVG | TD | LP/OPPONENT |
|--------------|--------------|-----------|------------|------------|----------|---------------|
| 2016 | 12/8 | 11 | 121 | 11.0 | 1 | 18/ALABAMA |
| 2017 | 13/13 | 9 | 174 | 19.3 | 0 | 62/CSU |
| 2018 | 13/0 | 11 | 81 | 7.4 | 0 | 13/AUBURN |
| 2019 | 4/4 | 5 | 36 | 9.0 | 0 | 13/KENTUCKY |
| TOTAL | 42/25 | 36 | 412 | 9.8 | 1 | 62/CSU |

GREEN'S 2019 GAME-BY-GAME RECEIVING STATS

| OPPONENT | G/S | REC | YDS | AVG | TD | LG |
|-------------------|------------|----------|-----------|------------|----------|-----------|
| at Louisiana | 1/1 | 1 | 3 | 3.0 | 0 | 3 |
| Southern Miss | 1/1 | 0 | 0 | 0.0 | 0 | 0 |
| Kansas State | 1/1 | 1 | 13 | 13.0 | 0 | 13 |
| Kentucky | 1/1 | 3 | 20 | 6.7 | 0 | 13 |
| at Auburn | | | | | | |
| at Tennessee | | | | | | |
| LSU | | | | | | |
| at Texas A&M | | | | | | |
| at Arkansas | | | | | | |
| Alabama | | | | | | |
| Abilene Christian | | | | | | |
| Ole Miss | | | | | | |
| TOTAL | 4/4 | 5 | 36 | 9.0 | 0 | 13 |



STEPHEN GUIDRY

Wide Receiver
Senior • 6-4 • 200
New Roads, La. (Hinds [MS] CC)
Major: Interdisciplinary studies

1

- Senior Bowl Watch List
- A big-play threat who can stretch the field
- The team leader in receiving yards (440) during his first year with the program in 2018
- Played in 16 games with six starts
- Totaled 508 career receiving yards and four touchdowns
- Hauled in an 11-yard TD reception in the second quarter **vs. Southern Miss (9/7)**, becoming the third different MSU receiver with a receiving TD this season
- Did not see action **vs. Kentucky (9/21)** due to injury

GUIDRY'S CAREER RECEIVING STATS

| YEAR | G/S | REC | YDS | AVG | TD | LP/OPPONENT |
|--------------|-------------|-----------|------------|-------------|----------|-------------------------|
| 2018 | 13/5 | 19 | 440 | 23.2 | 3 | 84/TEXAS A&M |
| 2019 | 3/2 | 7 | 68 | 9.7 | 1 | 19/LOUISIANA |
| TOTAL | 16/7 | 26 | 508 | 19.5 | 4 | 84/TEXAS A&M |

GUIDRY'S 2019 GAME-BY-GAME RECEIVING STATS

| OPPONENT | G/S | REC | YDS | AVG | TD | LG |
|-------------------|------------|----------|-----------|------------|----------|-----------|
| Louisiana | 1/0 | 4 | 36 | 9.0 | 0 | 19 |
| Southern Miss | 1/1 | 3 | 32 | 10.7 | 1 | 11 |
| Kansas State | 1/1 | 0 | 0 | 0.0 | 0 | 0 |
| Kentucky | | --- | DNP--- | | | |
| at Auburn | | | | | | |
| at Tennessee | | | | | | |
| LSU | | | | | | |
| at Texas A&M | | | | | | |
| at Arkansas | | | | | | |
| Alabama | | | | | | |
| Abilene Christian | | | | | | |
| Ole Miss | | | | | | |
| TOTAL | 3/2 | 7 | 68 | 9.7 | 1 | 19 |



KYLIN HILL

Running Back
Junior • 5-11 • 215
Columbus, Miss. (Columbus)
Major: Psychology

8

- Maxwell Award and Doak Walker Award Watch Lists
- Preseason Third Team All-SEC (Coaches, Athlon Sports, Phil Steele)
- Shifty, powerful running back who enters his second season as a starter
- One of the top running backs in the SEC in yards after contact
- Appeared in 28 contests with 15 career starts
- Has not fumbled in 286 career carries
- Collected seven career 100-yard rushing contests and needs just two more to enter MSU's career top 10 in 100-yard rushing games
- Only player in the nation to go over 100-yards rushing in each of the first four games this season and the first MSU player to accomplish this feat since at least 1990
- Ranks third among Power 5 running backs with 551 rushing yards entering Week 5
- Leads all of FBS football in explosive runs with 20 rushes of 10+ yards this season
- Scored a touchdown rushing in three of four games this season and has found the end zone at least once through the air or on the ground in five of the last six games, dating back to the 2018 season
- Game-high 197 yards rushing on 27 carries and had a rushing TD **vs. Louisiana (8/31)**
- With 123 rushing yards **vs. Southern Miss (9/7)**, joined RB Vick Ballard as the only MSU players with 100+ rushing yards in each of the first two games of a season since 1999
- His 100-yard rushing game snapped Southern Miss' streak of 15 consecutive games without allowing a 100-yard rusher
- Racked up five 15+ yards plays from scrimmage against the Golden Eagles (1 receiving, 4 rushing), highlighted by a pair of 22-yard runs
- Totaled 111 yards on 24 carries **vs. Kansas State (9/14)**
- Logged his fourth run of 20+ yards this season with a 22-yard carry in the second quarter against the Wildcats
- Rushed for 120 yards on 26 carries with a career-best three touchdowns **vs. Kentucky (9/21)**, which including a leaping score from the 4-yard line as he extended the ball inside the pylon for a touchdown
- First MSU running back with three or more rushing touchdowns in a game since Vick Ballard had three in 2011 against Memphis and the first to do so in an SEC game since 2010

HILL'S CAREER RUSHING/RECEIVING STATS

| YEAR | G/S | RUSH | YDS | AVG | TD | LG | REC | YDS | AVG | TD | LG |
|--------------|--------------|------------|-------------|------------|-----------|-----------|-----------|------------|------------|----------|-----------|
| 2017 | 13/0 | 78 | 393 | 5.0 | 2 | 30 | 4 | 38 | 9.5 | 0 | 17 |
| 2018 | 11/11 | 117 | 734 | 6.3 | 4 | 52 | 22 | 176 | 8.0 | 4 | 53 |
| 2019 | 4/4 | 91 | 551 | 6.1 | 5 | 22 | 5 | 49 | 9.8 | 0 | 15 |
| TOTAL | 28/15 | 286 | 1678 | 5.9 | 11 | 52 | 31 | 263 | 8.5 | 4 | 53 |

HILL'S 2019 GAME-BY-GAME RUSHING/RECEIVING STATS

| OPPONENT | G/S | RUSH | YDS | AVG | TD | LG | REC | YDS | AVG | TD | LG |
|-------------------|------------|-----------|------------|------------|----------|-----------|----------|-----------|------------|----------|-----------|
| at Louisiana | 1/1 | 27 | 197 | 7.3 | 1 | 20 | 1 | 10 | 10.0 | 0 | 10 |
| Southern Miss | 1/1 | 14 | 123 | 8.8 | 1 | 22 | 2 | 19 | 9.5 | 0 | 15 |
| Kansas State | 1/1 | 24 | 111 | 4.6 | 0 | 22 | 2 | 20 | 10.0 | 0 | 12 |
| Kentucky | 1/1 | 26 | 120 | 4.6 | 3 | 18 | 0 | 0 | 0.0 | 0 | 0 |
| at Auburn | | | | | | | | | | | |
| at Tennessee | | | | | | | | | | | |
| LSU | | | | | | | | | | | |
| at Texas A&M | | | | | | | | | | | |
| at Arkansas | | | | | | | | | | | |
| Alabama | | | | | | | | | | | |
| Abilene Christian | | | | | | | | | | | |
| Ole Miss | | | | | | | | | | | |
| TOTAL | 4/4 | 91 | 551 | 6.1 | 5 | 22 | 5 | 49 | 9.8 | 0 | 15 |



DONTEA JONES

Tight End
Junior • 6-4 • 250
McCool, Miss. (Jireh [NC] Prep)
Major: Interdisciplinary Studies

84


- Athletic playmaker that holds a pivotal role at tight end
- Saw his first career action in 2017 after redshirting in 2016
- Played in 20 career games as a reserve tight end
- Made eight career catches for 101 yards and a touchdown

JONES' CAREER RECEIVING STATS

| YEAR | G/S | REC | YDS | AVG | TD | LP/OPPONENT |
|--------------|-------------|----------|------------|-------------|----------|------------------|
| 2017 | 4/0 | 0 | 0 | 0.0 | 0 | NA |
| 2018 | 12/0 | 4 | 66 | 16.5 | 1 | 21/KSTATE |
| 2019 | 4/0 | 4 | 35 | 8.8 | 0 | 14/LOUISIANA |
| TOTAL | 20/0 | 8 | 101 | 12.6 | 1 | 21/KSTATE |

JONES' 2019 GAME-BY-GAME RECEIVING STATS

| OPPONENT | G/S | REC | YDS | AVG | TD | LG |
|-------------------|------------|----------|-----------|------------|----------|-----------|
| at Louisiana | 1/0 | 1 | 14 | 14.0 | 0 | 14 |
| Southern Miss | 1/0 | 2 | 9 | 4.5 | 0 | 6 |
| Kansas State | 1/0 | 1 | 12 | 12.0 | 0 | 12 |
| Kentucky | 1/0 | 0 | 0 | 0.0 | 0 | 0 |
| at Auburn | | | | | | |
| at Tennessee | | | | | | |
| LSU | | | | | | |
| at Texas A&M | | | | | | |
| at Arkansas | | | | | | |
| Alabama | | | | | | |
| Abilene Christian | | | | | | |
| Ole Miss | | | | | | |
| TOTAL | 4/0 | 4 | 35 | 8.8 | 0 | 14 |



JARRIAN JONES

Cornerback
Freshman • 6-0 • 190
Brandon, Miss. (Northwest Rankin)
Major: Undeclared

2

- A versatile athlete who is coming off an extremely productive high school career
- Appeared in four games as a reserve cornerback for the Bulldogs
- Made collegiate debut **vs. Louisiana (8/31)**, collecting a tackle
- Recovered a muffed punt **vs. Kansas State (9/14)** for the first fumble recovery of his career
- Added the first pass break-up of his career versus the Wildcats

JONES' CAREER DEFENSIVE STATS

| YEAR | G/S | UA | A | TT | TFL-YDS | SACKS-YDS | INT | PD | FF | FR |
|--------------|------------|----------|----------|----------|------------|------------|----------|----------|----------|----------|
| 2019 | 4/0 | 1 | 1 | 2 | 0-0 | 0-0 | 0 | 0 | 0 | 0 |
| TOTAL | 4/0 | 1 | 1 | 2 | 0-0 | 0-0 | 0 | 0 | 0 | 0 |

JONES' 2019 GAME-BY-GAME DEFENSIVE STATS

| OPPONENT | G/S | UA | A | TT | TFL-YDS | SACKS-YDS | INT | PD | FF | FR |
|-------------------|------------|----------|----------|----------|--------------|------------|----------|----------|----------|----------|
| at Louisiana | 1/0 | 1 | 0 | 1 | 0.0-0 | 0-0 | 0 | 0 | 0 | 0 |
| Southern Miss | 1/0 | 0 | 1 | 1 | 0.0-0 | 0-0 | 0 | 0 | 0 | 0 |
| Kansas State | 1/0 | 0 | 0 | 0 | 0.0-0 | 0-0 | 0 | 1 | 0 | 1 |
| Kentucky | 1/0 | 0 | 0 | 0 | 0.0-0 | 0-0 | 0 | 0 | 0 | 0 |
| at Auburn | | | | | | | | | | |
| at Tennessee | | | | | | | | | | |
| LSU | | | | | | | | | | |
| at Texas A&M | | | | | | | | | | |
| at Arkansas | | | | | | | | | | |
| Alabama | | | | | | | | | | |
| Abilene Christian | | | | | | | | | | |
| Ole Miss | | | | | | | | | | |
| TOTAL | 4/0 | 1 | 1 | 2 | 0.0-0 | 0-0 | 0 | 1 | 0 | 1 |



KOBE JONES

Defensive End
Junior • 6-4 • 270
Starkville, Miss. (Starkville)
Major: Business Administration

52

- Wuerffel Trophy Watch List
- All-State AFCA Good Works Team Nominee
- Powerful defensive lineman who enters his third season
- Made his much-anticipated debut in 2017 after redshirting in 2016
- Has seen the field in 30 games on special teams and defense
- Collected 48 career total tackles, including 11.0 for loss and 1.0 sack
- Has a forced fumble and recovered fumble to his credit

JONES' CAREER DEFENSIVE STATS

| YEAR | G/S | UA | A | TT | TFL-YDS | SACKS-YDS | INT | PD | FF | FR |
|--------------|-------------|-----------|-----------|-----------|--------------|------------|----------|----------|----------|----------|
| 2017 | 13/0 | 8 | 10 | 18 | 4.5-15 | 1-9 | 0 | 0 | 1 | 0 |
| 2018 | 13/1 | 12 | 10 | 22 | 6.5-14 | 0-0 | 0 | 0 | 0 | 1 |
| 2019 | 4/0 | 1 | 7 | 8 | 0-0 | 0-0 | 0 | 0 | 0 | 0 |
| TOTAL | 30/1 | 21 | 27 | 48 | 11-29 | 1-9 | 0 | 0 | 1 | 1 |

JONES' 2019 GAME-BY-GAME DEFENSIVE STATS

| OPPONENT | G/S | UA | A | TT | TFL-YDS | SACKS-YDS | INT | PD | FF | FR |
|-------------------|------------|----------|----------|----------|--------------|------------|----------|----------|----------|----------|
| at Louisiana | 1/0 | 1 | 1 | 2 | 0.0-0 | 0-0 | 0 | 0 | 0 | 0 |
| Southern Miss | 1/0 | 0 | 2 | 2 | 0.0-0 | 0-0 | 0 | 0 | 0 | 0 |
| Kansas State | 1/0 | 0 | 1 | 1 | 0.0-0 | 0-0 | 0 | 0 | 0 | 0 |
| Kentucky | 1/0 | 0 | 3 | 3 | 0.0-0 | 0-0 | 0 | 0 | 0 | 0 |
| at Auburn | | | | | | | | | | |
| at Tennessee | | | | | | | | | | |
| LSU | | | | | | | | | | |
| at Texas A&M | | | | | | | | | | |
| at Arkansas | | | | | | | | | | |
| Alabama | | | | | | | | | | |
| Abilene Christian | | | | | | | | | | |
| Ole Miss | | | | | | | | | | |
| TOTAL | 4/0 | 1 | 7 | 8 | 0.0-0 | 0-0 | 0 | 0 | 0 | 0 |



JAQUARIUS LANDREWS

Safety
Senior • 6-0 • 200
Summit, Miss. (Copiah-Lincoln [MS] CC)
Major: Workforce Education Leadership

11

- Senior Bowl Watch List
- Versatile strong safety who enters his third season with the program
- Solid 2018 junior season in his MSU debut after redshirting in 2017
- An SEC graduate, earning his degree in interdisciplinary studies last December
- Appeared in 14 contests with seven career starts
- Collected 52 career tackles, including 5.0 for loss and 3.0 sacks
- Leads Mississippi State and is fourth in the SEC in total tackles (31) through four games
- Turned in a then career-high eight tackles **vs. Louisiana (8/31)**
- Tied for the team lead in tackles (7) **vs. Southern Miss (9/7)** with fellow safety Brian Cole II
- Shattered his career high with nine tackles, including 0.5 for loss, **vs. Kansas State (9/14)**
- Collected seven total tackles, including four solo stops, and added a career-high four pass breakups **vs. Kentucky (9/21)**

LANDREWS' CAREER DEFENSIVE STATS

| YEAR | G/S | UA | A | TT | TFL-YDS | SACKS-YDS | INT | PD | FF | FR |
|--------------|-------------|-----------|-----------|-----------|---------------|-------------|----------|----------|----------|----------|
| 2018 | 10/3 | 10 | 11 | 21 | 4.5-32 | 3-30 | 0 | 5 | 0 | 0 |
| 2019 | 4/4 | 20 | 11 | 31 | 0.5-0 | 0-0 | 0 | 4 | 0 | 0 |
| TOTAL | 14/7 | 30 | 22 | 52 | 5.0-32 | 3-30 | 0 | 9 | 0 | 0 |

LANDREWS' 2019 GAME-BY-GAME DEFENSIVE STATS

| OPPONENT | G/S | UA | A | TT | TFL-YDS | SACKS-YDS | INT | PD | FF | FR |
|-------------------|------------|-----------|-----------|-----------|--------------|------------|----------|----------|----------|----------|
| at Louisiana | 1/1 | 8 | 0 | 8 | 0.0-0 | 0-0 | 0 | 0 | 0 | 0 |
| Southern Miss | 1/1 | 4 | 3 | 7 | 0.0-0 | 0-0 | 0 | 0 | 0 | 0 |
| Kansas State | 1/1 | 4 | 5 | 9 | 0.5-0 | 0-0 | 0 | 0 | 0 | 0 |
| Kentucky | 1/1 | 4 | 3 | 7 | 0.0-0 | 0-0 | 0 | 4 | 0 | 0 |
| at Auburn | | | | | | | | | | |
| at Tennessee | | | | | | | | | | |
| LSU | | | | | | | | | | |
| at Texas A&M | | | | | | | | | | |
| at Arkansas | | | | | | | | | | |
| Alabama | | | | | | | | | | |
| Abilene Christian | | | | | | | | | | |
| Ole Miss | | | | | | | | | | |
| TOTAL | 4/4 | 20 | 11 | 31 | 0.5-0 | 0-0 | 0 | 4 | 0 | 0 |



JORDAN LAWLESS

Kicker
Junior • 6-0 • 200
Lindale, Texas Tyler [TX] JC
Major: Management

26

- A walk-on kicker from Texas
- Made his MSU debut in 2018 after redshirting in 2017
- Spent one season at Tyler Junior College.
- Made one of his two career field goal attempts
- Perfect 14-of-14 on career PATs

LAWLESS' CAREER KICKING STATS

| YEAR | G | ALL | 1-19 | 20-29 | 30-39 | 40-49 | 50+ | LG | BLK |
|--------------|----------|------------|------------|------------|------------|------------|----------|-----------|----------|
| 2018 | 2 | 0-0 | 0-0 | 0-0 | 0-0 | 0-0 | 0 | 0 | 0 |
| 2019 | 1 | 1-2 | 0-0 | 0-1 | 1-1 | 0-0 | 0 | 37 | 0 |
| TOTAL | 3 | 1-2 | 0-0 | 0-1 | 1-1 | 0-0 | 0 | 37 | 0 |

LAWLESS' 2019 GAME-BY-GAME KICKING STATS

| OPPONENT | MADE | MISSED |
|-------------------|----------|----------|
| at Louisiana | 37 | 27 |
| Southern Miss | --- | DNP--- |
| Kansas State | --- | DNP--- |
| Kentucky | --- | DNP--- |
| at Auburn | | |
| at Tennessee | | |
| LSU | | |
| at Texas A&M | | |
| at Arkansas | | |
| Alabama | | |
| Abilene Christian | | |
| Ole Miss | | |
| TOTAL | 1 | 1 |



LEO LEWIS

Linebacker
Senior • 6-2 • 245
Brookhaven, Miss. (Brookhaven)
Major: Interdisciplinary Studies

10

- Senior Bowl Watch List
- Veteran, instinctive linebacker who enters his fourth year as a starter
- Played in 42 games with 39 starts
- Recorded 196 tackles, including 9.5 for loss and 2.0 sacks
- Equaled a career-high with a team-leading 12 tackles **vs. Kansas State (9/14)**
- He also recorded 12 tackles at BYU during the 2016 season

LEWIS' CAREER DEFENSIVE STATS

| YEAR | G/S | UA | A | TT | TFL-YDS | SACKS-YDS | INT | PD | FF | FR |
|--------------|--------------|-----------|------------|------------|---------------|-------------|----------|----------|----------|----------|
| 2016 | 13/13 | 35 | 44 | 79 | 4.5-9 | 1-2 | 0 | 1 | 0 | 0 |
| 2017 | 13/12 | 15 | 31 | 46 | 1-10 | 1-10 | 0 | 1 | 1 | 0 |
| 2018 | 12/10 | 23 | 22 | 45 | 3-4 | 0-0 | 0 | 1 | 0 | 0 |
| 2019 | 4/4 | 9 | 17 | 26 | 1.0-0 | 0-0 | 0 | 1 | 0 | 0 |
| TOTAL | 42/39 | 82 | 114 | 196 | 9.5-23 | 2-12 | 0 | 4 | 1 | 0 |

LEWIS' 2019 GAME-BY-GAME DEFENSIVE STATS

| OPPONENT | G/S | UA | A | TT | TFL-YDS | SACKS-YDS | INT | PD | FF | FR |
|-------------------|------------|----------|-----------|-----------|--------------|------------|----------|----------|----------|----------|
| at Louisiana | 1/1 | 6 | 0 | 6 | 0.0-0 | 0-0 | 0 | 0 | 0 | 0 |
| Southern Miss | 1/1 | 0 | 5 | 5 | 0.5-0 | 0-0 | 0 | 0 | 0 | 0 |
| Kansas State | 1/1 | 1 | 11 | 12 | 0.5-0 | 0-0 | 0 | 1 | 0 | 0 |
| Kentucky | 1/1 | 2 | 1 | 3 | 0.0-0 | 0-0 | 0 | 0 | 0 | 0 |
| at Auburn | | | | | | | | | | |
| at Tennessee | | | | | | | | | | |
| LSU | | | | | | | | | | |
| at Texas A&M | | | | | | | | | | |
| at Arkansas | | | | | | | | | | |
| Alabama | | | | | | | | | | |
| Abilene Christian | | | | | | | | | | |
| Ole Miss | | | | | | | | | | |
| TOTAL | 4/4 | 9 | 17 | 26 | 1.0-0 | 0-0 | 0 | 1 | 0 | 0 |



FABIEN LOVETT

Defensive Tackle
Redshirt Freshman • 6-4 • 315
Olive Branch, Miss. (Olive Branch)
Major: Undeclared

54

- Powerful defensive line who will start at nose guard
- Appeared in two contests as a true freshman in 2018
- Seen action in six career contests, making four starts
- Earned his first collegiate start **vs. Louisiana (8/31)** and recorded a tackle
- In just his second start, set a career high with two tackles **vs. Southern Miss (9/7)**

LOVETT'S CAREER DEFENSIVE STATS

| YEAR | G/S | UA | A | TT | TFL-YDS | SACKS-YDS | INT | PD | FF | FR |
|--------------|------------|----------|----------|----------|------------|------------|----------|----------|----------|----------|
| 2018 | 2/0 | 0 | 0 | 0 | 0-0 | 0-0 | 0 | 0 | 0 | 0 |
| 2019 | 4/4 | 1 | 3 | 4 | 0-0 | 0-0 | 0 | 0 | 0 | 0 |
| TOTAL | 6/4 | 1 | 3 | 4 | 0-0 | 0-0 | 0 | 0 | 0 | 0 |

LOVETT'S 2019 GAME-BY-GAME DEFENSIVE STATS

| OPPONENT | G/S | UA | A | TT | TFL-YDS | SACKS-YDS | INT | PD | FF | FR |
|-------------------|------------|----------|----------|----------|--------------|------------|----------|----------|----------|----------|
| at Louisiana | 1/1 | 1 | 0 | 1 | 0.0-0 | 0-0 | 0 | 0 | 0 | 0 |
| Southern Miss | 1/1 | 0 | 2 | 2 | 0.0-0 | 0-0 | 0 | 0 | 0 | 0 |
| Kansas State | 1/1 | 0 | 0 | 0 | 0.0-0 | 0-0 | 0 | 0 | 0 | 0 |
| Kentucky | 1/1 | 0 | 1 | 1 | 0.0-0 | 0-0 | 0 | 0 | 0 | 0 |
| at Auburn | | | | | | | | | | |
| at Tennessee | | | | | | | | | | |
| LSU | | | | | | | | | | |
| at Texas A&M | | | | | | | | | | |
| at Arkansas | | | | | | | | | | |
| Alabama | | | | | | | | | | |
| Abilene Christian | | | | | | | | | | |
| Ole Miss | | | | | | | | | | |
| TOTAL | 4/4 | 1 | 3 | 4 | 0.0-0 | 0-0 | 0 | 0 | 0 | 0 |



OSIRUS MITCHELL

Wide Receiver
Junior • 6-5 • 210
Sarasota, Fla. (Booker)
Major: Human Development/Family Sciences

5

- Imposing outside target who is a deep-play threat
- Appeared in 26 games with 17 starts to his credit
- Totaled 48 catches for 722 career receiving yards and seven touchdowns
- Tied with Dedrick Thomas as the team's active career leader in receiving touchdowns (7)
- Each of his team-leading three TD receptions this season have been for 28+ yards
- Recorded a 31-yard touchdown catch on the game-opening drive **vs. Louisiana (8/31)** for his first score since Nov. 17, 2018 vs. Arkansas
- Led the team vs. the Ragin' Cajuns in receiving yards (88) on six catches, including one TD
- For the second straight week, hauled in a touchdown pass on the opening offensive drive with a 28-yard touchdown **vs. Southern Miss (9/7)**
- Hauled in five receptions for 74 total yards and a touchdown **vs. Kansas State (9/14)**
- First MSU player to make a touchdown reception in three straight contests since WR Chad Bumphis in 2012
- Recorded five-plus catches in a game for the second time this season and the fourth time in his career with his five reception against Kansas State

MITCHELL'S CAREER RECEIVING STATS

| YEAR | G/S | REC | YDS | AVG | TD | LP/OPPONENT |
|--------------|--------------|-----------|------------|-------------|----------|---------------|
| 2017 | 9/0 | 5 | 51 | 10.2 | 0 | 18/UMASS |
| 2018 | 13/13 | 26 | 427 | 16.4 | 4 | 84/SFA |
| 2019 | 4/4 | 17 | 244 | 14.4 | 3 | 35/KSTATE |
| TOTAL | 26/17 | 48 | 722 | 15.9 | 7 | 84/SFA |

MITCHELL'S 2019 GAME-BY-GAME RECEIVING STATS

| OPPONENT | G/S | REC | YDS | AVG | TD | LG |
|-------------------|------------|-----------|------------|-------------|----------|-----------|
| at Louisiana | 1/1 | 6 | 88 | 14.7 | 1 | 31 |
| Southern Miss | 1/1 | 2 | 46 | 23.0 | 1 | 28 |
| Kansas State | 1/1 | 5 | 74 | 14.8 | 1 | 35 |
| Kentucky | 1/1 | 4 | 36 | 9.0 | 0 | 14 |
| at Auburn | | | | | | |
| at Tennessee | | | | | | |
| LSU | | | | | | |
| at Texas A&M | | | | | | |
| at Arkansas | | | | | | |
| Alabama | | | | | | |
| Abilene Christian | | | | | | |
| Ole Miss | | | | | | |
| TOTAL | 4/4 | 17 | 244 | 14.4 | 3 | 35 |



C.J. MORGAN

Safety
Senior • 6-0 • 200
Bossier City, La. (Parkway)
Major: Political Science

29

- Instinctive, hard-hitting defender who starts at free safety
- In his fourth season with the program after redshirting in 2016
- Played in 27 career contests, making seven starts
- Collected 53 career tackles and three interceptions
- Set a then career high with seven tackles **vs. Louisiana (8/31)**
- Totaled six tackles, including the first TFL (0.5) of his career, **vs. Southern Miss (9/7)**
- Sealed the game against the Golden Eagles with a fourth-quarter INT, the third of his career
- Led MSU with a career-high nine tackles and career-best two PBUs **vs. Kentucky (9/21)**

MORGAN'S CAREER DEFENSIVE STATS

| YEAR | G/S | UA | A | TT | TFL-YDS | SACKS-YDS | INT | PD | FF | FR |
|--------------|-------------|-----------|-----------|-----------|--------------|------------|----------|----------|----------|----------|
| 2017 | 10/0 | 4 | 1 | 5 | 0-0 | 0-0 | 0 | 0 | 0 | 0 |
| 2018 | 13/3 | 13 | 7 | 20 | 0-0 | 0-0 | 2 | 3 | 0 | 0 |
| 2019 | 4/4 | 15 | 13 | 28 | 0.5-2 | 0-0 | 1 | 4 | 0 | 0 |
| TOTAL | 27/7 | 32 | 21 | 53 | 0.5-2 | 0-0 | 3 | 7 | 0 | 0 |

MORGAN'S 2019 GAME-BY-GAME DEFENSIVE STATS

| OPPONENT | G/S | UA | A | TT | TFL-YDS | SACKS-YDS | INT | PD | FF | FR |
|-------------------|------------|-----------|-----------|-----------|--------------|------------|----------|----------|----------|----------|
| at Louisiana | 1/1 | 7 | 0 | 7 | 0.0-0 | 0-0 | 0 | 0 | 0 | 0 |
| Southern Miss | 1/1 | 2 | 4 | 6 | 0.5-2 | 0-0 | 1 | 1 | 0 | 0 |
| Kansas State | 1/1 | 3 | 3 | 6 | 0.0-0 | 0-0 | 0 | 1 | 0 | 0 |
| Kentucky | 1/1 | 3 | 6 | 9 | 0.0-0 | 0-0 | 0 | 2 | 0 | 0 |
| at Auburn | | | | | | | | | | |
| at Tennessee | | | | | | | | | | |
| LSU | | | | | | | | | | |
| at Texas A&M | | | | | | | | | | |
| at Arkansas | | | | | | | | | | |
| Alabama | | | | | | | | | | |
| Abilene Christian | | | | | | | | | | |
| Ole Miss | | | | | | | | | | |
| TOTAL | 4/4 | 15 | 13 | 28 | 0.5-2 | 0-0 | 1 | 4 | 0 | 0 |



CHAUNCEY RIVERS

Defensive End
Senior • 6-3 • 275
Stone Mountain, Ga. (East Mississippi CC)
Major: Communication

5

- Ted Hendricks Award Watch List
- Senior Bowl Watch List
- Preseason Third Team All-SEC (Media, Coaches, Athlon Sports, Phil Steele)
- Moved into a starting role at defensive end on the strong-side
- Skilled pass-rusher with great size who enters his second season for the Bulldogs
- An SEC graduate, who earned his degree in interdisciplinary studies last December
- Appeared in 17 career games with four starts
- Collected 37 career tackles, including 9.5 for loss and 3.5 sacks
- Made first start of MSU career **vs. Louisiana (8/31)** and had four tackles with 1.0 for loss
- Registered three tackles, one sack, one TFL, one pass breakup and two quarterback hurries **vs. Kentucky (9/21)**

RIVERS' CAREER DEFENSIVE STATS

| YEAR | G/S | UA | A | TT | TFL-YDS | SACKS-YDS | INT | PD | FF | FR |
|--------------|-------------|-----------|-----------|-----------|---------------|---------------|----------|----------|----------|----------|
| 2018 | 13/0 | 8 | 16 | 24 | 7-29 | 2.5-19 | 0 | 0 | 0 | 0 |
| 2019 | 4/4 | 8 | 5 | 13 | 2.5-7 | 1-5 | 0 | 1 | 0 | 0 |
| TOTAL | 17/4 | 16 | 21 | 37 | 9.5-36 | 3.5-24 | 0 | 1 | 0 | 0 |

RIVERS' 2019 GAME-BY-GAME DEFENSIVE STATS

| OPPONENT | G/S | UA | A | TT | TFL-YDS | SACKS-YDS | INT | PD | FF | FR |
|-------------------|------------|----------|----------|-----------|--------------|------------|----------|----------|----------|----------|
| at Louisiana | 1/1 | 4 | 0 | 4 | 1-1 | 0-0 | 0 | 0 | 0 | 0 |
| Southern Miss | 1/1 | 1 | 1 | 2 | 0-0 | 0-0 | 0 | 0 | 0 | 0 |
| Kansas State | 1/1 | 1 | 3 | 4 | 0.5-1 | 0-0 | 0 | 0 | 0 | 0 |
| Kentucky | 1/1 | 2 | 1 | 3 | 1.0-5 | 1-5 | 0 | 1 | 0 | 0 |
| at Auburn | | | | | | | | | | |
| at Tennessee | | | | | | | | | | |
| LSU | | | | | | | | | | |
| at Texas A&M | | | | | | | | | | |
| at Arkansas | | | | | | | | | | |
| Alabama | | | | | | | | | | |
| Abilene Christian | | | | | | | | | | |
| Ole Miss | | | | | | | | | | |
| TOTAL | 4/4 | 8 | 5 | 13 | 2.5-7 | 1-5 | 0 | 1 | 0 | 0 |



GARRETT SHRADER

Quarterback
Freshman • 6-4 • 220
Charlotte, N.C. (Charlotte Christian School)
Major: Undeclared

6

- One of the top dual-threat quarterbacks of the 2019 signing class
- Serves as a back-up quarterback for the Bulldogs
- Early enrollee that participated in spring ball
- Made his collegiate debut **vs. Southern Miss (9/7)**, taking over for an injured Tommy Stevens with 2:37 remaining in the second quarter
- Finished the game 7-of-11 passing with 71 yards and nine rushing attempts for 16 yards
- Took over for an injured Tommy Stevens in the third quarter **vs. Kansas State (9/14)** and produced a 12-play, 79-yard scoring drive that was capped with his first career TD (5-yard run)
- Closed the game against Kansas State with 51 passing yards (4-of-12) and 82 yards rushing with a rushing TD on 10 attempts
- Made his first collegiate start **vs. Kentucky (9/21)** and accounted for 305 yards of total offense, including rushing for 125 yards on 11 carries and was an efficient 17-of-22 for 180 yards through the air
- Just the second MSU true freshman quarterback to start in an SEC game in the last 12 years - Damian Williams in the 2013 Egg Bowl is the other
- Accounted for all six of the Bulldogs' 20+ yard plays vs. Kentucky, including rushes of 49- and 36-yards
- The first MSU QB in school history to rush for over 100 yards and pass for over 100 yards in his first career start vs. Kentucky

SHRADER'S CAREER PASSING/RUSHING STATS

| YEAR | G/S | CMP | ATT | INT | PCT | YDS | TD | LG | RUSH | YDS | TD | LG |
|--------------|------------|-----------|-----------|----------|-------------|------------|----------|-----------|-----------|------------|----------|-----------|
| 2019 | 3/1 | 28 | 45 | 1 | .622 | 302 | 0 | 26 | 30 | 223 | 1 | 49 |
| TOTAL | 3/1 | 28 | 45 | 1 | .622 | 302 | 0 | 26 | 30 | 223 | 1 | 49 |

SHRADER'S 2019 GAME-BY-GAME PASSING/RUSHING STATS

| OPPONENT | G/S | CMP | ATT | INT | PCT | YDS | TD | LG | RUSH | YDS | TD | LG |
|-------------------|------------|-----------|-----------|----------|-------------|------------|----------|-----------|-----------|------------|----------|-----------|
| at Louisiana | | | | | --DNP--- | | | | | | | |
| Southern Miss | 1/0 | 7 | 11 | 0 | .636 | 71 | 0 | 17 | 9 | 16 | 0 | 10 |
| Kansas State | 1/0 | 4 | 12 | 0 | .333 | 51 | 0 | 26 | 10 | 82 | 1 | 16 |
| Kentucky | 1/1 | 17 | 22 | 1 | .773 | 180 | 0 | 25 | 11 | 125 | 0 | 49 |
| at Auburn | | | | | | | | | | | | |
| at Tennessee | | | | | | | | | | | | |
| LSU | | | | | | | | | | | | |
| at Texas A&M | | | | | | | | | | | | |
| at Arkansas | | | | | | | | | | | | |
| Alabama | | | | | | | | | | | | |
| Abilene Christian | | | | | | | | | | | | |
| Ole Miss | | | | | | | | | | | | |
| TOTAL | 3/1 | 28 | 45 | 1 | .622 | 302 | 0 | 26 | 30 | 223 | 1 | 49 |



MAURICE SMITHERMAN

Cornerback
Senior • 5-10 • 195
Adamsville, Ala. (Minor)
Major: Human Development/Family Sciences

8

- Preseason All-SEC Honorable Mention (PFF)
- Quick, talented defensive back that will be counted on at corner
- Saw significant action last season as a reserve cornerback and moves into a starting role
- Appeared in 40 contests with six starts
- Totaled 41 tackles, two interceptions and five passes defended over his career

SMITHERMAN'S CAREER DEFENSIVE STATS

| YEAR | G/S | UA | A | TT | TFL-YDS | SACKS-YDS | INT | PD | FF | FR |
|--------------|-------------|-----------|-----------|-----------|------------|------------|----------|----------|----------|----------|
| 2016 | 10/0 | 4 | 1 | 5 | 0-0 | 0-0 | 1 | 1 | 0 | 0 |
| 2017 | 13/0 | 3 | 3 | 6 | 0-0 | 0-0 | 0 | 0 | 0 | 0 |
| 2018 | 13/2 | 11 | 12 | 23 | 0-0 | 0-0 | 1 | 4 | 1 | 0 |
| 2019 | 4/4 | 4 | 3 | 7 | 0-0 | 0-0 | 0 | 0 | 0 | 0 |
| TOTAL | 40/6 | 22 | 19 | 41 | 0-0 | 0-0 | 2 | 5 | 1 | 0 |

SMITHERMAN'S 2019 GAME-BY-GAME DEFENSIVE STATS

| OPPONENT | G/S | UA | A | TT | TFL-YDS | SACKS-YDS | INT | PD | FF | FR |
|-------------------|------------|----------|----------|----------|------------|------------|----------|----------|----------|----------|
| at Louisiana | 1/1 | 1 | 0 | 1 | 0-0 | 0-0 | 0 | 0 | 0 | 0 |
| Southern Miss | 1/1 | 1 | 2 | 3 | 0-0 | 0-0 | 0 | 0 | 0 | 0 |
| Kansas State | 1/1 | 1 | 1 | 2 | 0-0 | 0-0 | 0 | 0 | 0 | 0 |
| Kentucky | 1/1 | 1 | 0 | 1 | 0-0 | 0-0 | 0 | 0 | 0 | 0 |
| at Auburn | | | | | | | | | | |
| at Tennessee | | | | | | | | | | |
| LSU | | | | | | | | | | |
| at Texas A&M | | | | | | | | | | |
| at Arkansas | | | | | | | | | | |
| Alabama | | | | | | | | | | |
| Abilene Christian | | | | | | | | | | |
| Ole Miss | | | | | | | | | | |
| TOTAL | 4/4 | 4 | 3 | 7 | 0-0 | 0-0 | 0 | 0 | 0 | 0 |



MARQUISS SPENCER

Defensive End
Junior • 6-2 • 285
Greenwood, Miss. (Greenwood)
Major: Interdisciplinary Studies

42

- Talented pass rusher who took over a starting role at defensive end
- Appeared in 33 total games with four starts
- Collected 49 tackles, including 9.5 TFLs and 3.0 sacks, and forced two fumbles
- Tied for the SEC lead in forced fumbles (2) through four games
- In first career start **vs. Louisiana (8/31)**, had three tackles and forced a fumble
- Forced a fumble in the second quarter on a **Southern Miss (9/7)** third-down attempt, his second straight game with a forced fumble
- The forced fumble extended MSU's streak of consecutive games with a takeaway to 18
- Added four total tackles against Southern Miss, including his first TFL and sack of the season

SPENCER'S CAREER DEFENSIVE STATS

| YEAR | G/S | UA | A | TT | TFL-YDS | SACKS-YDS | INT | PD | FF | FR |
|--------------|-------------|-----------|-----------|-----------|---------------|-------------|----------|----------|----------|----------|
| 2016 | 12/0 | 9 | 8 | 17 | 3-12 | 1-9 | 0 | 0 | 0 | 1 |
| 2017 | 13/0 | 5 | 14 | 19 | 4.5-16 | 1-6 | 0 | 2 | 0 | 2 |
| 2018 | 4/0 | 1 | 2 | 3 | 0.5-1 | 0-0 | 0 | 0 | 0 | 0 |
| 2019 | 4/4 | 7 | 3 | 10 | 1.5-6 | 1-5 | 0 | 0 | 2 | 0 |
| TOTAL | 33/4 | 22 | 27 | 49 | 9.5-35 | 3-20 | 0 | 2 | 2 | 3 |

SPENCER'S 2019 GAME-BY-GAME DEFENSIVE STATS

| OPPONENT | G/S | UA | A | TT | TFL-YDS | SACKS-YDS | INT | PD | FF | FR |
|-------------------|------------|----------|----------|-----------|--------------|------------|----------|----------|----------|----------|
| at Louisiana | 1/1 | 3 | 0 | 3 | 0.0-0 | 0-0 | 0 | 0 | 1 | 0 |
| Southern Miss | 1/1 | 3 | 1 | 4 | 1.0-5 | 1-5 | 0 | 0 | 1 | 0 |
| Kansas State | 1/1 | 0 | 1 | 1 | 0.5-1 | 0-0 | 0 | 0 | 0 | 0 |
| Kentucky | 1/1 | 1 | 1 | 2 | 0.0-0 | 0-0 | 0 | 0 | 0 | 0 |
| at Auburn | | | | | | | | | | |
| at Tennessee | | | | | | | | | | |
| LSU | | | | | | | | | | |
| at Texas A&M | | | | | | | | | | |
| at Arkansas | | | | | | | | | | |
| Alabama | | | | | | | | | | |
| Abilene Christian | | | | | | | | | | |
| Ole Miss | | | | | | | | | | |
| TOTAL | 4/4 | 7 | 3 | 10 | 1.5-6 | 1-5 | 0 | 0 | 2 | 0 |



GEOR'QUARIUS SPIVEY

Tight End
Redshirt Freshman • 6-5 • 250
Monroe, La. (Richwood)
Major: Business Administration

11

- A speedy and physical tight end who enters his second season
- Appeared in three contests as a true freshman in 2018
- Played in seven career contests with one start
- Made his first collegiate start **vs. Kentucky (9/21)**

SPIVEY'S CAREER RECEIVING STATS

| YEAR | G/S | REC | YDS | AVG | TD | LP/OPPONENT |
|--------------|------------|----------|----------|----------|----------|-------------|
| 2018 | 3/0 | 0 | 0 | 0 | 0 | NA |
| 2019 | 4/1 | 0 | 0 | 0 | 0 | NA |
| TOTAL | 7/1 | 0 | 0 | 0 | 0 | NA |

SPIVEY'S 2019 GAME-BY-GAME RECEIVING STATS

| OPPONENT | G/S | REC | YDS | AVG | TD | LG |
|-------------------|------------|----------|----------|------------|----------|----------|
| at Louisiana | 1/0 | 0 | 0 | 0.0 | 0 | 0 |
| Southern Miss | 1/0 | 0 | 0 | 0.0 | 0 | 0 |
| Kansas State | 1/0 | 0 | 0 | 0.0 | 0 | 0 |
| Kentucky | 1/1 | 0 | 0 | 0.0 | 0 | 0 |
| at Auburn | | | | | | |
| at Tennessee | | | | | | |
| LSU | | | | | | |
| at Texas A&M | | | | | | |
| at Arkansas | | | | | | |
| Alabama | | | | | | |
| Abilene Christian | | | | | | |
| Ole Miss | | | | | | |
| TOTAL | 4/1 | 0 | 0 | 0.0 | 0 | 0 |



TOMMY STEVENS

Quarterback
Senior • 6-5 • 235
Indianapolis, Ind. (Penn State)
Major: Community College Education

7

- Senior Bowl Watch List
- Graduate transfer quarterback from Penn State
- Earned the starting job over the course of fall camp
- Graduated from Penn State in December 2018 with a degree in telecommunications
- Thrown at least one TD pass to three different receivers so far this season
- Responsible for seven touchdowns this season (5 passing, 2 rushing)
- Started for the first time in his college career **vs. Louisiana (8/31)**
- It was his first start at any level since Nov. 7, 2014 in high school
- In MSU debut, went 20-of-30 passing for 236 yards and two TDs and rushed 11 times for 37 yards and one TD vs. Louisiana
- Improved to 2-0 as a starter, including his first at home inside Davis Wade Stadium, with a 38-15 victory vs. **Southern Miss (9/7)**
- For the second straight game, connected with WR Osirus Mitchell for a TD on MSU's opening drive with a 28-yard score
- Went 7-of-7 passing for 84 yards and a TD in the first quarter, and on the next play threw an 11-yard TD strike to WR Stephen Guidry.
- Connected on his first nine passing attempts (105 yards, two TDs) before an incompletion late in the second quarter
- It was the longest streak for a MSU quarterback to start the game since QB Dak Prescott completed his first 12 passing attempts against Arkansas in 2015
- Left the game late in the second quarter with an injury and did not return
- Scored MSU's first touchdown **vs. Kansas State (9/14)** on a 2-yard run with 5:39 in the second quarter for his second rushing TD this season and first since the season opener
- Connected on seven of his 15 passing attempts against the Wildcats for 100 yards and hit Osirus Mitchell for a career-long, 35-yard touchdown pass
- Left the game during the third quarter due to an upper body injury
- Did not see action **vs. Kentucky (9/21)** due to an upper body injury

STEVENS' CAREER PASSING/RUSHING STATS

| YEAR | G/S | CMP | ATT | INT | PCT | YDS | TD | LG | RUSH | YDS | TD | LG |
|--------------|------------|-----------|-----------|----------|-------------|------------|----------|-----------|-----------|-----------|----------|-----------|
| 2019 | 3/3 | 36 | 55 | 2 | .655 | 441 | 5 | 35 | 24 | 42 | 2 | 14 |
| TOTAL | 3/3 | 36 | 55 | 2 | .655 | 441 | 5 | 35 | 24 | 42 | 2 | 14 |

STEVENS' 2019 GAME-BY-GAME PASSING/RUSHING STATS

| OPPONENT | G/S | CMP | ATT | INT | PCT | YDS | TD | LG | RUSH | YDS | TD | LG |
|-------------------|------------|-----------|-----------|----------|-------------|------------|----------|-----------|-----------|-----------|----------|-----------|
| at Louisiana | 1/1 | 20 | 30 | 0 | .667 | 236 | 2 | 31 | 11 | 37 | 1 | 14 |
| Southern Miss | 1/1 | 9 | 10 | 0 | .900 | 105 | 2 | 28 | 6 | 0 | 0 | 6 |
| Kansas State | 1/1 | 7 | 15 | 2 | .467 | 100 | 1 | 35 | 7 | 5 | 1 | 4 |
| Kentucky | | | | | --- | DNP--- | | | | | | |
| at Auburn | | | | | | | | | | | | |
| at Tennessee | | | | | | | | | | | | |
| LSU | | | | | | | | | | | | |
| at Texas A&M | | | | | | | | | | | | |
| at Arkansas | | | | | | | | | | | | |
| Alabama | | | | | | | | | | | | |
| Abilene Christian | | | | | | | | | | | | |
| Ole Miss | | | | | | | | | | | | |
| TOTAL | 3/3 | 36 | 55 | 2 | .655 | 441 | 5 | 35 | 24 | 42 | 2 | 14 |



DEDRICK THOMAS

Wide Receiver
Senior • 5-9 • 190
Memphis, Tenn. (Memphis Central)
Major: Psychology

2

- Senior Bowl Watch List
- Returning shifty slot receiver who enters his fifth year with the program
- Also a major contributor in the return game with one touchdown to his credit
- An SEC graduate, earning his degree in kinesiology in May
- Provides great experience with 40 career games played and 11 starts
- Tied with Osirus Mitchell as the team's active career leader in receiving touchdowns with seven
- Collected 53 career receptions for 636 yards

THOMAS' CAREER RECEIVING STATS

| YEAR | G/S | REC | YDS | AVG | TD | LP/OPPONENT |
|--------------|--------------|-----------|------------|-------------|----------|---------------------|
| 2016 | 10/0 | 5 | 44 | 8.8 | 1 | 15/UMASS |
| 2017 | 13/0 | 22 | 227 | 10.3 | 4 | 24/CSU |
| 2018 | 13/8 | 19 | 256 | 13.5 | 2 | 44/LOUISIANA |
| 2019 | 4/3 | 7 | 109 | 15.6 | 0 | 26/KSTATE |
| TOTAL | 40/11 | 53 | 636 | 12.0 | 7 | 44/LOUISIANA |

THOMAS' 2019 GAME-BY-GAME RECEIVING STATS

| OPPONENT | G/S | REC | YDS | AVG | TD | LG |
|-------------------|------------|----------|------------|-------------|----------|-----------|
| at Louisiana | 1/1 | 2 | 19 | 9.5 | 0 | 10 |
| Southern Miss | 1/1 | 1 | 12 | 12.0 | 0 | 12 |
| Kansas State | 1/1 | 2 | 32 | 16.0 | 0 | 26 |
| Kentucky | 1/0 | 2 | 46 | 23.0 | 0 | 25 |
| at Auburn | | | | | | |
| at Tennessee | | | | | | |
| LSU | | | | | | |
| at Texas A&M | | | | | | |
| at Arkansas | | | | | | |
| Alabama | | | | | | |
| Abilene Christian | | | | | | |
| Ole Miss | | | | | | |
| TOTAL | 4/3 | 7 | 109 | 15.6 | 0 | 26 |



TIM WASHINGTON

Linebacker
Senior • 6-3 • 240
Yazoo City, Miss. (Yazoo City)
Major: Workforce Education Leadership

41


- An imposing, veteran linebacker who is an option at the position
- Played in 42 career games and serves as the backup Mike linebacker
- An SEC graduate, who earned his undergraduate degree in industrial technology in May
- Totaled 37 career tackles, including 3.5 for loss
- Collected a season-high six tackles, including 1.0 for loss, **vs. Kansas State (9/14)**
- Recorded two tackles including the first sack of his career **vs. Kentucky (9/21)**

WASHINGTON'S CAREER DEFENSIVE STATS

| YEAR | G/S | UA | A | TT | TFL-YDS | SACKS-YDS | INT | PD | FF | FR |
|--------------|-------------|----------|-----------|-----------|--------------|------------|----------|----------|----------|----------|
| 2016 | 12/0 | 0 | 0 | 0 | 0-0 | 0-0 | 0 | 0 | 0 | 0 |
| 2017 | 13/0 | 1 | 7 | 8 | 0-0 | 0-0 | 0 | 0 | 0 | 0 |
| 2018 | 13/0 | 5 | 16 | 21 | 1.5-3 | 0-0 | 0 | 0 | 0 | 0 |
| 2019 | 4/0 | 2 | 6 | 8 | 2.0-8 | 1-7 | 0 | 0 | 0 | 0 |
| TOTAL | 42/0 | 8 | 29 | 37 | 3.5-4 | 1-7 | 0 | 0 | 0 | 0 |

WASHINGTON'S 2019 GAME-BY-GAME DEFENSIVE STATS

| OPPONENT | G/S | UA | A | TT | TFL-YDS | SACKS-YDS | INT | PD | FF | FR |
|-------------------|------------|----------|----------|----------|--------------|------------|----------|----------|----------|----------|
| at Louisiana | 1/0 | 0 | 0 | 0 | 0-0 | 0-0 | 0 | 0 | 0 | 0 |
| Southern Miss | 1/0 | 0 | 0 | 0 | 0-0 | 0-0 | 0 | 0 | 0 | 0 |
| Kansas State | 1/0 | 1 | 5 | 6 | 1.0-1 | 0-0 | 0 | 0 | 0 | 0 |
| Kentucky | 1/0 | 1 | 1 | 2 | 1.0-7 | 1-7 | 0 | 0 | 0 | 0 |
| at Auburn | | | | | | | | | | |
| at Tennessee | | | | | | | | | | |
| LSU | | | | | | | | | | |
| at Texas A&M | | | | | | | | | | |
| at Arkansas | | | | | | | | | | |
| Alabama | | | | | | | | | | |
| Abilene Christian | | | | | | | | | | |
| Ole Miss | | | | | | | | | | |
| TOTAL | 4/0 | 2 | 6 | 8 | 2.0-8 | 1-7 | 0 | 0 | 0 | 0 |



AUSTIN WILLIAMS

Wide Receiver
Sophomore • 6-3 • 200
Ocean Springs, Miss. (Ocean Springs)
Major: Finance

85

- Promising sophomore receiver with good size and tremendous hands
- Expected to make a significant impact this fall
- Appeared in 17 contests, making five starts
- Collected 15 receptions for 213 career yards and four touchdowns
- Had a 12-yard TD catch to give MSU a 35-14 lead in the fourth quarter **vs. Louisiana (8/31)**
- It was the fourth TD catch of his career and his first since hauling in a pair of TD passes vs. Arkansas on Nov. 17, 2018

WILLIAMS' CAREER RECEIVING STATS

| YEAR | G/S | REC | YDS | AVG | TD | LP/OPPONENT |
|--------------|-------------|-----------|------------|-------------|----------|--------------------|
| 2018 | 13/5 | 10 | 137 | 13.7 | 3 | 33/ARKANSAS |
| 2019 | 4/0 | 5 | 76 | 15.2 | 1 | 28/LOUISIANA |
| TOTAL | 17/5 | 15 | 213 | 14.2 | 4 | 33/ARKANSAS |

WILLIAMS' 2019 GAME-BY-GAME RECEIVING STATS

| OPPONENT | G/S | REC | YDS | AVG | TD | LG |
|-------------------|------------|----------|-----------|-------------|----------|-----------|
| at Louisiana | 1/0 | 3 | 43 | 14.3 | 1 | 28 |
| Southern Miss | 1/0 | 1 | 13 | 13.0 | 0 | 13 |
| Kansas State | 1/0 | 0 | 0 | 0.0 | 0 | 0 |
| Kentucky | 1/0 | 1 | 20 | 20.0 | 0 | 20 |
| at Auburn | | | | | | |
| at Tennessee | | | | | | |
| LSU | | | | | | |
| at Texas A&M | | | | | | |
| at Arkansas | | | | | | |
| Alabama | | | | | | |
| Abilene Christian | | | | | | |
| Ole Miss | | | | | | |
| TOTAL | 4/0 | 5 | 76 | 15.2 | 1 | 28 |



TYLER WILLIAMS

Cornerback
Sophomore - 6-2 - 175
Oxford, Miss. (Lafayette)
Major: Business Administration

13

- Lockdown, lengthy corner who is poised for a strong sophomore campaign
- Appeared in 13 games, primarily as a reserve cornerback, with one start to his credit
- Totaled 15 career tackles and has broken up four passes
- Broke up a career-high two passes **vs. Louisiana (8/31)**
- Set career high with three tackles **vs. Southern Miss (9/7)** and added the first fumble recovery of his career
- Earned the start in place of an injured Cameron Dantzler **vs. Kansas State (9/14)** and collected three tackles

WILLIAMS' CAREER DEFENSIVE STATS

| YEAR | G/S | UA | A | TT | TFL-YDS | SACKS-YDS | INT | PD | FF | FR |
|--------------|-------------|----------|----------|-----------|------------|------------|----------|----------|----------|----------|
| 2018 | 9/0 | 4 | 2 | 6 | 0-0 | 0-0 | 0 | 1 | 0 | 0 |
| 2019 | 4/1 | 3 | 6 | 9 | 0-0 | 0-0 | 0 | 3 | 1 | 0 |
| TOTAL | 13/1 | 7 | 8 | 15 | 0-0 | 0-0 | 0 | 4 | 1 | 0 |

WILLIAMS' 2019 GAME-BY-GAME DEFENSIVE STATS

| OPPONENT | G/S | UA | A | TT | TFL-YDS | SACKS-YDS | INT | PD | FF | FR |
|-------------------|------------|----------|----------|----------|------------|------------|----------|----------|----------|----------|
| at Louisiana | 1/0 | 0 | 0 | 0 | 0-0 | 0-0 | 0 | 2 | 0 | 0 |
| Southern Miss | 1/0 | 1 | 2 | 3 | 0-0 | 0-0 | 0 | 0 | 1 | 0 |
| Kansas State | 1/1 | 0 | 3 | 3 | 0-0 | 0-0 | 0 | 0 | 0 | 0 |
| Kentucky | 1/0 | 2 | 1 | 3 | 0-0 | 0-0 | 0 | 1 | 0 | 0 |
| at Auburn | | | | | | | | | | |
| at Tennessee | | | | | | | | | | |
| LSU | | | | | | | | | | |
| at Texas A&M | | | | | | | | | | |
| at Arkansas | | | | | | | | | | |
| Alabama | | | | | | | | | | |
| Abilene Christian | | | | | | | | | | |
| Ole Miss | | | | | | | | | | |
| TOTAL | 4/1 | 3 | 6 | 9 | 0-0 | 0-0 | 0 | 3 | 1 | 0 |



LEE WITHERSPOON

Running Back
Freshman - 5-10 - 205
Birmingham, Ala. (North Jackson)
Major: Undeclared

22

- A phenomenal running that shattered Alabama state records at North Jackson High School
- Holds Alabama state records for single-season rushing TDs (53) and total TDs (59)
- Recorded first career TD with a 22-yard run in the fourth quarter **vs. Southern Miss (9/7)**
- Finished with 40 yards on seven carries against the Golden Eagles

WITHERSPOON'S CAREER RUSHING/RECEIVING STATS

| YEAR | G/S | RUSH | YDS | AVG | TD | LG | REC | YDS | AVG | TD | LG |
|--------------|------------|-----------|-----------|------------|----------|-----------|----------|----------|------------|----------|----------|
| 2019 | 3/0 | 10 | 44 | 4.4 | 1 | 22 | 0 | 0 | 0.0 | 0 | 0 |
| Total | 3/0 | 10 | 44 | 4.4 | 1 | 22 | 0 | 0 | 0.0 | 0 | 0 |

WITHERSPOON'S 2019 GAME-BY-GAME RUSHING/RECEIVING STATS

| OPPONENT | G/S | RUSH | YDS | AVG | TD | LG | REC | YDS | AVG | TD | LG |
|-------------------|------------|-----------|-----------|------------|----------|-----------|----------|----------|------------|----------|----------|
| at Louisiana | | | | | | | --- | --- | | | |
| Southern Miss | 1/0 | 7 | 40 | 5.7 | 1 | 22 | 0 | 0 | 0.0 | 0 | 0 |
| Kansas State | 1/0 | 3 | 4 | 1.3 | 0 | 2 | 0 | 0 | 0.0 | 0 | 0 |
| Kentucky | 1/0 | 0 | 0 | 0.0 | 0 | 0 | 0 | 0 | 0.0 | 0 | 0 |
| at Auburn | | | | | | | | | | | |
| at Tennessee | | | | | | | | | | | |
| LSU | | | | | | | | | | | |
| at Texas A&M | | | | | | | | | | | |
| at Arkansas | | | | | | | | | | | |
| Alabama | | | | | | | | | | | |
| Abilene Christian | | | | | | | | | | | |
| Ole Miss | | | | | | | | | | | |
| TOTAL | 3/0 | 10 | 44 | 4.4 | 1 | 22 | 0 | 0 | 0.0 | 0 | 0 |



ISAIAH ZUBER

Wide Receiver
Senior • 6-0 • 190
Stone Mountain, Ga. (Kansas State)
Major: Workforce Education Leadership

12

- An athletic, lockdown graduate transfer who is in the mix at receiver this season
- Also will be a contributor on special teams
- Kansas' State's top receiver in 2018 with 52 catches, 619 yards and five touchdowns
- Made his Mississippi State debut **vs. Louisiana (8/31)**, hauling in a reception for 14 yards
- Returned two kicks vs. the Ragin' Cajuns for a total of 36 yards
- Made his first start as a Bulldog **vs. Kentucky (9/21)**, recording three receptions for 16 yards

ZUBER'S CAREER RECEIVING STATS

| YEAR | G/S | REC | YDS | AVG | TD | LP/OPPONENT |
|--------------|------------|----------|-----------|------------|----------|---------------|
| 2019 | 4/0 | 6 | 53 | 8.8 | 0 | 17/USM |
| TOTAL | 4/0 | 6 | 53 | 8.8 | 0 | 17/USM |

ZUBER'S CAREER KICK RETURN STATS

| YEAR | G/S | KR | YDS | AVG | LG | TD |
|--------------|------------|----------|-----------|-------------|-----------|----------|
| 2019 | 4/0 | 2 | 36 | 18.0 | 22 | 0 |
| TOTAL | 4/0 | 2 | 36 | 28.0 | 22 | 0 |

ZUBER'S 2019 GAME-BY-GAME RECEIVING STATS

| OPPONENT | G/S | REC | YDS | AVG | TD | LG |
|-------------------|------------|----------|-----------|------------|----------|-----------|
| at Louisiana | 1/0 | 1 | 14 | 14.0 | 0 | 14 |
| Southern Miss | 1/0 | 2 | 23 | 11.5 | 0 | 17 |
| Kansas State | 1/0 | 0 | 0 | 0.0 | 0 | 0 |
| Kentucky | 1/1 | 3 | 16 | 5.3 | 0 | 7 |
| at Auburn | | | | | | |
| at Tennessee | | | | | | |
| LSU | | | | | | |
| at Texas A&M | | | | | | |
| at Arkansas | | | | | | |
| Alabama | | | | | | |
| Abilene Christian | | | | | | |
| Ole Miss | | | | | | |
| TOTAL | 4/1 | 6 | 53 | 8.8 | 0 | 17 |

GAME 1

MSU
Louisiana

38
28

Aug. 31, 2019
Mercedes-Benz Superdome
New Orleans, La.
22,440

Mississippi State

| RUSHING | Att. | Gain | Lost | Net | TD | Long | Avg. |
|---------------|------|------|------|-----|----|------|------|
| Kylin Hill | 27 | 197 | 0 | 197 | 1 | 20 | 7.3 |
| Tommy Stevens | 11 | 44 | 7 | 37 | 1 | 14 | 3.4 |
| Nick Gibson | 2 | 27 | 0 | 27 | 1 | 19 | 13.5 |

| PASSING | Com | Att | Int | Yds | TD | Long | Sacks |
|---------------|-----|-----|-----|-----|----|------|-------|
| Tommy Stevens | 20 | 30 | 0 | 236 | 2 | 31 | 2 |

| RECEIVING | No. | Yds. | TD | Long |
|-----------------|-----|------|----|------|
| Osirus Mitchell | 6 | 88 | 1 | 31 |
| Stephen Guidry | 4 | 36 | 0 | 19 |
| Austin Williams | 3 | 43 | 1 | 28 |
| Dedrick Thomas | 2 | 19 | 0 | 10 |
| Isaiah Zuber | 1 | 14 | 0 | 14 |
| Dontea Jones | 1 | 14 | 0 | 14 |
| Kylin Hill | 1 | 10 | 0 | 10 |
| JaVonta Payton | 1 | 9 | 0 | 9 |
| Farrod Green | 1 | 3 | 0 | 3 |

| PUNTING | No. | Yds. | Avg. | Long | I20 | TB |
|------------|-----|------|------|------|-----|----|
| Tucker Day | 2 | 80 | 40.0 | 42 | 2 | 0 |

| FIELD GOALS | Att. | Made | Long | KICKS |
|----------------|------|------|------|-----------|
| Jordan Lawless | 2 | 1 | 37 | missed 27 |

| ALL RETURNS | Punts | | | Kickoffs | | | Intercepted | | |
|--------------------|-------|------|-----|----------|------|-----|-------------|------|-----|
| | No. | Yds. | Lg. | No. | Yds. | Lg. | No. | Yds. | Lg. |
| Isaiah Zuber | 0 | 0 | 0 | 2 | 36 | 22 | 0 | 0 | 0 |
| Cameron Dantzler | 0 | 0 | 0 | 0 | 0 | 0 | 1 | 0 | 0 |
| Maurice Smitherman | 0 | 0 | 0 | 0 | 0 | 0 | 1 | 0 | 0 |
| Malik Dear | 2 | 40 | 40 | 0 | 0 | 0 | 0 | 0 | 0 |
| Taury Dixon | 1 | 0 | 0 | 0 | 0 | 0 | 0 | 0 | 0 |
| Brian Cole II | 0 | 0 | 0 | 1 | 18 | 18 | 0 | 0 | 0 |

Louisiana

| RUSHING | Att. | Gain | Lost | Net | TD | Long | Avg. |
|----------------|------|------|------|-----|----|------|------|
| Raymond Calais | 8 | 80 | 0 | 80 | 0 | 26 | 10.0 |
| Trey Ragas | 9 | 63 | 0 | 63 | 1 | 17 | 7.0 |
| Elija Mitchell | 14 | 31 | 0 | 31 | 1 | 9 | 2.2 |
| Levi Lewis | 6 | 18 | 28 | -10 | 1 | 10 | -1.7 |

| PASSING | Com | Att | Int | Yds | TD | Long | Sacks |
|------------|-----|-----|-----|-----|----|------|-------|
| Levi Lewis | 23 | 9 | 2 | 267 | 1 | 32 | 1 |

| RECEIVING | No. | Yds. | TD | Long |
|----------------|-----|------|----|------|
| Jamal Bell | 8 | 113 | 0 | 22 |
| Ja'Mar Bradley | 6 | 93 | 0 | 32 |
| Raymond Calais | 3 | 15 | 0 | 11 |
| Peter LeBlanc | 2 | 5 | 0 | 4 |
| Elija Mitchell | 2 | 4 | 0 | 7 |
| Trey Ragas | 1 | 19 | 0 | 19 |
| Nick Ralston | 1 | 11 | 1 | 11 |
| Bria Smith Jr. | 1 | 7 | 0 | 7 |

| PUNTING | No. | Yds. | Avg. | Long | I20 | TB |
|------------|-----|------|------|------|-----|----|
| Rhys Byrns | 3 | 133 | 44.3 | 46 | 1 | 0 |

| FIELD GOALS | Att. | Made | Long | KICKS |
|-------------|------|------|------|-------|
| none | | | | |

| ALL RETURNS | Punts | | | Kickoffs | | | Intercepted | | |
|----------------|-------|------|-----|----------|------|-----|-------------|------|-----|
| | No. | Yds. | Lg. | No. | Yds. | Lg. | No. | Yds. | Lg. |
| Ja'Mar Bradley | 0 | 0 | 0 | 2 | 38 | 23 | 0 | 0 | 0 |
| Raymond Calais | 0 | 0 | 0 | 1 | 19 | 19 | 0 | 0 | 0 |
| Chris Smith | 0 | 0 | 0 | 3 | 68 | 30 | 0 | 0 | 0 |

MSU Tops Louisiana In New Orleans, 38-28

Playing its first game in the Mercedes-Benz Superdome since 2007, MSU used 497 yards of total offense in **Tommy Stevens'** debut as quarterback to defeat Louisiana, 38-28, in New Orleans. **Kylin Hill** rushed for 197 yards on 27 carries, representing the highest rushing output by a Bulldog in a season opener in program history. Stevens, the graduate transfer from Penn State, didn't waste any time in making an impact as he orchestrated a six-play, 74-yard drive that culminated with a beautiful over-the-shoulder throw to **Osirus Mitchell** for a 31-yard touchdown with 12:27 in the first quarter. With the score tied at 14 all, MSU reeled off 21 unanswered points behind the Stevens-Hill combo. Both accounted for rushing touchdowns. **Malik Dear's** 40-yard punt return early in the fourth quarter set up a Stevens-to-**Austin Williams** 12-yard passing score on the ensuing play to make it 35-14. Stevens finished 20-of-30 with 236 yards passing. The Ragin' Cajuns rallied with 14 straight points, including a 99-yard drive late in the game. **Jordan Lawless'** first career made field goal, a 37-yarder with 1:02 to go, pushed it to a double-digit margin. **Erroll Thompson** led all tacklers with 10 and a fumble recovery. State forced four turnovers - three fumbles and one interception. **Cameron Dantzler** added seven tackles, one fumble recovery and an interception on UL's first offensive play of the game.

| | | | | | |
|-------------------|---|----|---|----|------|
| Mississippi State | 7 | 14 | 7 | 10 | - 38 |
| Louisiana | 7 | 7 | 0 | 14 | - 28 |

| | | | |
|-----|-------|-----|---|
| 1st | 12:27 | MSU | Osirus Mitchell 31 yd pass from Tommy Stevens (Jordan Lawless kick) |
| | 03:17 | UL | Elija Mitchell 3 yd run (Stevie Artigue kick) |
| 2nd | 09:18 | MSU | Nick Gibson 8 yd run (Jordan Lawless kick) |
| | 04:31 | UL | Nick Ralston 11 yd pass from Levi Lewis (Stevie Artigue kick) |
| | 00:31 | MSU | Tommy Stevens 4 yd run (Jordan Lawless kick) |
| 3rd | 07:07 | MSU | Kylin Hill 5 yd run (Jordan Lawless kick) |
| 4th | 13:07 | MSU | Austin Williams 12 yd pass from Tommy Stevens (Jordan Lawless kick) |
| | 09:56 | UL | Levi Lewis 1 yd run (Stevie Artigue kick) |
| | 02:45 | UL | Trey Ragas 17 yd run (Stevie Artigue kick) |
| | 01:02 | MSU | Jordan Lawless 37 yd field goal |

Team Stats

| | MSU | UL |
|--------------------------------|---------|---------|
| FIRST DOWNS | 29 | 27 |
| Rushing | 15 | 10 |
| Passing | 13 | 16 |
| Penalty | 1 | 1 |
| NET YARDS RUSHING | 261 | 164 |
| Rushing Attempts | 40 | 37 |
| Average Per Rush | 6.5 | 4.4 |
| NET YARDS PASSING | 236 | 267 |
| Completions-Attempts-Int | 20-30-0 | 24-39-2 |
| Average Per Attempt | 7.9 | 6.8 |
| Average Per Completion | 11.8 | 11.1 |
| TOTAL OFFENSE YARDS | 497 | 431 |
| Total offense plays | 70 | 76 |
| Average Gain Per Play | 7.1 | 5.7 |
| Fumbles: Number-Lost | 2-2 | 3-3 |
| Penalties: Number-Yards | 5-40 | 5-45 |
| PUNTS-YARDS | 2-80 | 3-133 |
| KICKOFFS-YARDS | 7-400 | 5-262 |
| Punt returns: Number-Yards-TD | 3-40-0 | 0-0-0 |
| Kickoff returns: Number-Yds-TD | 3-54-0 | 6-125-0 |
| Interceptions: Number-Yds-TD | 1-0-0 | 0-0-0 |
| Fumble Returns: Number-Yds-TD | 0-0-0 | 0-0-0 |
| Possession Time | 31:03 | 28:57 |
| Third-Down Conversions | 4 of 9 | 4 of 10 |
| Fourth-Down Conversions | 1 of 2 | 0 of 1 |
| Red-Zone Scores-Chances | 5-6 | 4-5 |
| Sacks By: Number-Yards | 1-5 | 2-7 |
| PAT Kicks | 5-5 | 4-4 |

GAME 2

Southern Miss
MSU

15
38

Sept. 7, 2019
Davis Wade Stadium
Starkville, Miss.
55,143

Southern Miss

| RUSHING | Att. | Gain | Lost | Net | TD | Long | Avg. |
|----------------|------|------|------|-----|----|------|------|
| Kevin Perkins | 5 | 51 | 0 | 51 | 0 | 26 | 10.2 |
| D. Harris | 6 | 49 | 0 | 49 | 0 | 18 | 8.2 |
| Darius Maberry | 4 | 12 | 0 | 12 | 0 | 8 | 3.0 |
| S. Anderson | 2 | 11 | 0 | 11 | 0 | 11 | 5.5 |
| Dee Baker | 1 | 2 | 0 | 2 | 0 | 2 | 2.0 |
| Jaylond Adams | 2 | 2 | 0 | 2 | 0 | 2 | 1.0 |
| Jordan Kempf | 1 | 0 | 5 | -5 | 0 | 0 | -5.0 |
| Jack Abraham | 6 | 10 | 22 | -12 | 0 | 4 | -2.0 |

| PASSING | Com | Att | Int | Yds | TD | Long | Sacks |
|--------------|-----|-----|-----|-----|----|------|-------|
| Jack Abraham | 18 | 26 | 2 | 234 | 2 | 65 | 2 |

| RECEIVING | No. | Yds. | TD | Long |
|---------------|-----|------|----|------|
| J. Mitchell | 6 | 94 | 1 | 65 |
| Tim Jones | 5 | 73 | 0 | 25 |
| Jaylond Adams | 4 | 56 | 1 | 28 |
| Trevor Terry | 1 | 7 | 0 | 7 |
| Kevin Perkins | 1 | 3 | 0 | 3 |
| Neil McLaurin | 1 | 1 | 0 | 1 |

| PUNTING | No. | Yds. | Avg. | Long | I20 | TB |
|--------------|-----|------|------|------|-----|----|
| Zac Everett | 3 | 125 | 41.7 | 43 | 0 | 0 |
| Matt Bromell | 2 | 45 | 22.5 | 29 | 0 | 0 |

| FIELD GOALS | Att. | Made | Long | KICKS |
|--------------|------|------|------|-----------|
| Andrew Stein | 1 | 0 | -- | missed 36 |

| ALL RETURNS | Punts | | | Kickoffs | | | Intercepted | | |
|---------------|-------|------|-----|----------|------|-----|-------------|------|-----|
| | No. | Yds. | Lg. | No. | Yds. | Lg. | No. | Yds. | Lg. |
| Jaylond Adams | 1 | 2 | 2 | 1 | 12 | 12 | 0 | 0 | 0 |
| Dee Baker | 0 | 0 | 0 | 1 | 26 | 26 | 0 | 0 | 0 |

Mississippi State

| RUSHING | Att. | Gain | Lost | Net | TD | Long | Avg. |
|-----------------|------|------|------|-----|----|------|------|
| Kylin Hill | 14 | 125 | 2 | 123 | 1 | 22 | 8.8 |
| L. Witherspoon | 7 | 40 | 0 | 40 | 1 | 22 | 5.7 |
| Nick Gibson | 5 | 32 | 1 | 31 | 1 | 13 | 6.2 |
| Garrett Shrader | 9 | 23 | 7 | 16 | 0 | 10 | 1.8 |
| Tommy Stevens | 6 | 14 | 14 | 0 | 0 | 6 | 0.0 |

| PASSING | Com | Att | Int | Yds | TD | Long | Sacks |
|-----------------|-----|-----|-----|-----|----|------|-------|
| Garrett Shrader | 7 | 11 | 0 | 71 | 0 | 17 | 1 |
| Tommy Stevens | 9 | 10 | 0 | 105 | 2 | 28 | 2 |

| RECEIVING | No. | Yds. | TD | Long |
|-----------------|-----|------|----|------|
| Stephen Guidry | 3 | 32 | 1 | 11 |
| Osirus Mitchell | 2 | 46 | 1 | 28 |
| Isaiah Zuber | 2 | 23 | 0 | 17 |
| Kylin Hill | 2 | 19 | 0 | 15 |
| Dontea Jones | 2 | 9 | 0 | 6 |
| Austin Williams | 1 | 13 | 0 | 13 |
| Dedrick Thomas | 1 | 12 | 0 | 12 |
| JaVonta Payton | 1 | 10 | 0 | 10 |
| Cameron Gardner | 1 | 7 | 0 | 7 |
| Robert Rivers | 1 | 5 | 0 | 5 |

| PUNTING | No. | Yds. | Avg. | Long | I20 | TB |
|------------|-----|------|------|------|-----|----|
| Tucker Day | 4 | 199 | 49.8 | 59 | 3 | 0 |

| FIELD GOALS | Att. | Made | Long | KICKS |
|-----------------|------|------|------|--------------------|
| Jace Christmann | 2 | 1 | 30 | made 30; missed 43 |

| ALL RETURNS | Punts | | | Kickoffs | | | Intercepted | | |
|----------------|-------|------|-----|----------|------|-----|-------------|------|-----|
| | No. | Yds. | Lg. | No. | Yds. | Lg. | No. | Yds. | Lg. |
| Malik Dear | 1 | 8 | 8 | 0 | 0 | 0 | 0 | 0 | 0 |
| C.J. Morgan | 0 | 0 | 0 | 0 | 0 | 0 | 1 | 9 | 9 |
| Martin Emerson | 0 | 0 | 0 | 0 | 0 | 0 | 1 | 45 | 45 |

State Soars Past Golden Eagles in Home Opener, 38-15

In one of the hottest games in Davis Wade Stadium history, MSU jumped out to a 28-0 lead and secured a 38-15 victory over in-state foe Southern Miss to open the home 2019 slate. Kickoff temperature was 94 degrees, representing the hottest in Davis Wade Stadium since 1998. The heat had no effect on the Bulldogs, however. **Tommy Stevens**, making his Starkville debut, completed his first nine passes for 105 yards and two touchdowns before exiting the game due to injury late in the second quarter. Stevens' hot streak to start the game represented the most consecutive completions by an MSU QB since Dak Prescott against Arkansas in 2015. For the second straight game, the combination of Stevens to **Osirus Mitchell** put the Bulldogs on the board on the first drive. Stevens found Mitchell for a 28-yard touchdown with 9:36 to play, and he later connected with **Stephen Guidry** for an 11-yard score. The day belonged to **Kylin Hill**, who put on a show rushing for 123 yards and one touchdown against a stingy USM defense that was ranked in the top three nationally a year ago. True freshman **Garrett Shrader** spelled Stevens and fared well, going 7-of-11 in his first career action. MSU managed three takeaways, including interceptions from **C.J. Morgan** and true freshman **Martin Emerson**. **Brian Cole II** led all tacklers with seven, including one sack and 2.5 tackles for loss. **Marquiss Spencer** added one strip sack.

| | | | | | |
|-------------------|---|----|---|----|------|
| Southern Miss | 0 | 0 | 7 | 8 | - 15 |
| Mississippi State | 7 | 14 | 7 | 10 | - 38 |

| | | | |
|-----|-------|-----|--|
| 1st | 09:36 | MSU | Osirus Mitchell 28 yd pass from Tommy Stevens (Jace Christmann kick) |
| 2nd | 14:55 | MSU | Stephen Guidry 11 yd pass from Tommy Stevens (Jace Christmann kick) |
| | 00:42 | MSU | Nick Gibson 13 yd run (Jace Christmann kick) |
| 3rd | 06:37 | MSU | Kylin Hill 3 yd run (Jace Christmann kick) |
| | 04:42 | USM | Jaylond Adams 28 yd pass from Jack Abraham (Andrew Stein kick) |
| 4th | 14:12 | MSU | Jace Christmann 30 yd field goal |
| | 06:31 | USM | J. Mitchell 65 yd pass from Jack Abraham (Trevor Terry pass from Jack Abraham) |
| | 02:20 | MSU | L. Witherspoon 22 yd run (Jace Christmann kick) |

Team Stats

| | USM | MSU |
|--------------------------------|---------|---------|
| FIRST DOWNS | 17 | 21 |
| Rushing | 7 | 10 |
| Passing | 10 | 11 |
| Penalty | 0 | 0 |
| NET YARDS RUSHING | 110 | 210 |
| Rushing Attempts | 27 | 41 |
| Average Per Rush | 4.1 | 5.1 |
| NET YARDS PASSING | 234 | 176 |
| Completions-Attempts-Int | 18-26-2 | 16-21-0 |
| Average Per Attempt | 9.0 | 8.4 |
| Average Per Completion | 13.0 | 11.0 |
| TOTAL OFFENSE YARDS | 344 | 386 |
| Total offense plays | 53 | 62 |
| Average Gain Per Play | 6.5 | 6.2 |
| Fumbles: Number-Lost | 2-1 | 0-0 |
| Penalties: Number-Yards | 1-5 | 2-10 |
| PUNTS-YARDS | 5-170 | 4-199 |
| KICKOFFS-YARDS | 3-195 | 7-454 |
| Punt returns: Number-Yards-TD | 1-2-0 | 1-8-0 |
| Kickoff returns: Number-Yds-TD | 2-38-0 | 0-0-0 |
| Interceptions: Number-Yds-TD | 0-0-0 | 2-54-0 |
| Fumble Returns: Number-Yds-TD | 0-0-0 | 0-0-0 |
| Possession Time | 26:14 | 33:46 |
| Third-Down Conversions | 2 of 9 | 3 of 9 |
| Fourth-Down Conversions | 0 of 0 | 0 of 0 |
| Red-Zone Scores-Chances | 0-1 | 4-4 |
| Sacks By: Number-Yards | 3-20 | 2-12 |
| PAT Kicks | 1-1 | 5-5 |

GAME 3

Kansas State
#23 MSU

31
24

Sept. 14, 2019
Davis Wade Stadium
Starkville, Miss.
54,522

Kansas State

| RUSHING | Att. | Gain | Lost | Net | TD | Long | Avg. |
|-----------------|------|------|------|-----|----|------|------|
| James Gilbert | 17 | 62 | 3 | 59 | 0 | 11 | 3.5 |
| Jordan Brown | 5 | 41 | 0 | 41 | 1 | 17 | 8.2 |
| Harry Trotter | 5 | 25 | 0 | 25 | 0 | 9 | 5.0 |
| Malik Knowles | 2 | 12 | 0 | 12 | 0 | 7 | 6.0 |
| Skylar Thompson | 4 | 18 | 10 | 8 | 1 | 16 | 2.0 |
| Wykeen Gill | 1 | 3 | 0 | 3 | 0 | 3 | 3.0 |
| TEAM | 1 | 0 | 2 | -2 | 0 | 0 | -2.0 |

| PASSING | Com | Att | Int | Yds | TD | Long | Sacks |
|-----------------|-----|-----|-----|-----|----|------|-------|
| Skylar Thompson | 10 | 18 | 0 | 123 | 1 | 24 | 1 |

| RECEIVING | No. | Yds. | TD | Long |
|----------------|-----|------|----|------|
| Dalton Schoen | 3 | 50 | 1 | 20 |
| Wykeen Gill | 2 | 9 | 0 | 6 |
| Phillip Brooks | 2 | 5 | 0 | 7 |
| Nick Lenners | 1 | 24 | 0 | 24 |
| Landry Weber | 1 | 23 | 0 | 23 |
| Malik Knowles | 1 | 12 | 0 | 12 |

| PUNTING | No. | Yds. | Avg. | Long | I20 | TB |
|--------------|-----|------|------|------|-----|----|
| Devin Anctil | 5 | 253 | 50.6 | 61 | 1 | 2 |

| FIELD GOALS | Att. | Made | Long | KICKS |
|-------------|------|------|------|---------|
| Blake Lynch | 1 | 1 | 35 | made 35 |

| ALL RETURNS | Punts | | | Kickoffs | | | Intercepted | | |
|----------------|-------|------|-----|----------|------|-----|-------------|------|-----|
| | No. | Yds. | Lg. | No. | Yds. | Lg. | No. | Yds. | Lg. |
| Phillip Brooks | 2 | 45 | 25 | 0 | 0 | 0 | 0 | 0 | 0 |
| Malik Knowles | 0 | 0 | 0 | 3 | 124 | 100 | 0 | 0 | 0 |
| AJ Parker | 0 | 0 | 0 | 0 | 0 | 0 | 1 | 23 | 23 |
| Seth Porter | 1 | -1 | 0 | 0 | 0 | 0 | 0 | 0 | 0 |
| Denzel Goolsby | 0 | 0 | 0 | 0 | 0 | 0 | 1 | 16 | 16 |
| Jordan Brown | 1 | 0 | 0 | 0 | 0 | 0 | 0 | 0 | 0 |

Mississippi State

| RUSHING | Att. | Gain | Lost | Net | TD | Long | Avg. |
|-----------------|------|------|------|-----|----|------|------|
| Kylin Hill | 24 | 116 | 5 | 111 | 0 | 22 | 4.6 |
| Garrett Shrader | 10 | 82 | 0 | 82 | 1 | 16 | 8.2 |
| Tommy Stevens | 7 | 19 | 14 | 5 | 1 | 4 | 0.7 |
| Lee Witherspoon | 3 | 4 | 0 | 4 | 0 | 2 | 1.3 |
| Dontea Jones | 0 | -1 | 0 | -1 | 0 | 0 | 0.0 |

| PASSING | Com | Att | Int | Yds | TD | Long | Sacks |
|-----------------|-----|-----|-----|-----|----|------|-------|
| Tommy Stevens | 7 | 15 | 2 | 100 | 1 | 35 | 2 |
| Garrett Shrader | 4 | 12 | 0 | 51 | 0 | 26 | 0 |

| RECEIVING | No. | Yds. | TD | Long |
|-----------------|-----|------|----|------|
| Osirus Mitchell | 5 | 74 | 1 | 35 |
| Dedrick Thomas | 2 | 32 | 0 | 26 |
| Kylin Hill | 2 | 20 | 0 | 12 |
| Farrad Green | 1 | 13 | 0 | 13 |
| Dontea Jones | 1 | 12 | 0 | 12 |

| PUNTING | No. | Yds. | Avg. | Long | I20 | TB |
|------------|-----|------|------|------|-----|----|
| Tucker Day | 6 | 242 | 40.3 | 55 | 0 | 0 |

| FIELD GOALS | Att. | Made | Long | KICKS |
|-----------------|------|------|------|---------|
| Jace Christmann | 1 | 1 | 47 | made 47 |

| ALL RETURNS | Punts | | | Kickoffs | | | Intercepted | | |
|----------------|-------|------|-----|----------|------|-----|-------------|------|-----|
| | No. | Yds. | Lg. | No. | Yds. | Lg. | No. | Yds. | Lg. |
| Dedrick Thomas | 0 | 0 | 0 | 1 | 14 | 14 | 0 | 0 | 0 |
| JaVonta Payton | 0 | 0 | 0 | 2 | 40 | 24 | 0 | 0 | 0 |
| Malik Dear | 1 | 1 | 0 | 0 | 0 | 0 | 0 | 0 | 0 |
| Brian Cole II | 0 | 0 | 0 | 1 | 17 | 17 | 0 | 0 | 0 |

Kansas State Edges MSU, 31-24

Kylin Hill rushed for over 100 yards for the third consecutive game, but it was not enough as Kansas State scored 14 unanswered points in the fourth quarter to beat MSU, 31-24, on a hot morning kickoff in Davis Wade Stadium. It was the first meeting between the two teams in Starkville since 1974 and the first Power 5 non-conference team to visit Davis Wade Stadium since 2009. Malik Knowles took a kickoff back 100 yards for the Wildcats to tie the game at 24 all with 14:36 to go in the fourth. MSU was unable to muster anything offensively and K-State went 53 yards on six plays that culminated with a 15-yard touchdown pass with 5:37 to go. **Tommy Stevens**, battling an upper body injury sustained a week earlier, got the start but did not return early in the third quarter. The Bulldogs were decimated with injuries with CB **Cameron Dantzer**, RB **Nick Gibson** and OL **Dareuan Parker** all out. Stevens helped erase a 10-0 deficit, rushing for a two-yard touchdown following a muffed punt from the Wildcats. **Osirus Mitchell** then made a spectacular one-handed, 35-yard touchdown grab with 0:09 left in the half. True freshman **Garrett Shrader** spelled Stevens in the third quarter and displayed his toughness, orchestrating a 12-play, 79-yard drive that ate up 6:50. He finished it off with a two-yard touchdown dive. **Jace Christmann's** key 47-yard field goal to start the fourth look to have put the Bulldogs in firm control, up 24-17, before K-State mounted its comeback. The Bulldogs turned it over three times on the day, but did outgain the Wildcats 352-269. Leo Lewis produced a game-high 12 tackles, while **Brian Cole II** continued his hot start to the year with six tackles, one punishing strip sack and two tackles for loss.

| | | | | | |
|--------------------------|---|----|---|----|------|
| Kansas State | 3 | 14 | 0 | 14 | - 31 |
| Mississippi State | 0 | 14 | 7 | 3 | - 24 |

| | | | |
|-----|-------|----|--|
| 1st | 02:23 | KS | Blake Lynch 35 yd field goal |
| 2nd | 13:31 | KS | Jordan Brown 7 yd run (Blake Lynch kick) |
| | 05:39 | MS | Tommy Stevens 2 yd run (Jace Christmann kick) |
| | 00:46 | KS | Skylar Thompson 1 yd run (Blake Lynch kick) |
| | 00:09 | MS | Osirus Mitchell 35 yd pass from Tommy Stevens (Jace Christmann kick) |
| 3rd | 04:47 | MS | Garrett Shrader 5 yd run (Jace Christmann kick) |
| 4th | 14:50 | MS | Jace Christmann 47 yd field goal |
| | 14:36 | KS | Malik Knowles 100 yd kickoff return (Blake Lynch kick) |
| | 05:37 | KS | Dalton Schoen 15 yd pass from S. Thompson (Blake Lynch kick) |

Team Stats

| | K-STATE | MSU |
|--------------------------------|---------|---------|
| FIRST DOWNS | 17 | 21 |
| Rushing | 8 | 9 |
| Passing | 7 | 8 |
| Penalty | 2 | 4 |
| NET YARDS RUSHING | 146 | 201 |
| Rushing Attempts | 35 | 44 |
| Average Per Rush | 4.2 | 4.6 |
| NET YARDS PASSING | 123 | 151 |
| Completions-Attempts-Int | 10-18-0 | 11-27-2 |
| Average Per Attempt | 6.8 | 5.6 |
| Average Per Completion | 12.3 | 13.7 |
| TOTAL OFFENSE YARDS | 269 | 352 |
| Total offense plays | 53 | 71 |
| Average Gain Per Play | 5.1 | 5.0 |
| Fumbles: Number-Lost | 4-3 | 2-1 |
| Penalties: Number-Yards | 7-59 | 7-83 |
| PUNTS-YARDS | 5-253 | 6-242 |
| KICKOFFS-YARDS | 6-357 | 5-310 |
| Punt returns: Number-Yards-TD | 4-44-0 | 1-1-0 |
| Kickoff returns: Number-Yds-TD | 3-124-1 | 4-71-0 |
| Interceptions: Number-Yds-TD | 2-39-0 | 0-0-0 |
| Fumble Returns: Number-Yds-TD | 1-9-0 | 1-4-0 |
| Possession Time | 26:55 | 33:05 |
| Third-Down Conversions | 3 of 10 | 4 of 14 |
| Fourth-Down Conversions | 0 of 1 | 0 of 1 |
| Red-Zone Scores-Chances | 4-5 | 2-2 |
| Sacks By: Number-Yards | 2-13 | 1-10 |
| PAT Kicks | 4-4 | 3-3 |

GAME 4

Kentucky MSU

13
28

Sept. 21, 2019
Davis Wade Stadium
Starkville, Miss.
54,556

Kentucky

| RUSHING | Att. | Gain | Lost | Net | TD | Long | Avg. |
|----------------|------|------|------|-----|----|------|------|
| Asim Rose | 9 | 105 | 0 | 105 | 0 | 31 | 11.7 |
| Lynn Bowden | 3 | 37 | 0 | 37 | 0 | 17 | 12.3 |
| Kavosiey Smoke | 10 | 28 | 3 | 25 | 1 | 12 | 2.5 |
| TEAM | 1 | 0 | 5 | -5 | 0 | 0 | -5.0 |
| Sawyer Smith | 5 | 4 | 12 | -8 | 0 | 3 | -1.6 |

| PASSING | Com | Att | Int | Yds | TD | Long | Sacks |
|--------------|-----|-----|-----|-----|----|------|-------|
| Sawyer Smith | 15 | 41 | 1 | 232 | 0 | 39 | 3 |
| Lynn Bowden | 0 | 1 | 0 | 0 | 0 | 0 | 0 |

| RECEIVING | No. | Yds. | TD | Long |
|---------------|-----|------|----|------|
| Lynn Bowden | 7 | 129 | 0 | 39 |
| Josh Ali | 5 | 61 | 0 | 20 |
| Keaton Upshaw | 1 | 19 | 0 | 19 |
| Ahmad Wagner | 1 | 15 | 0 | 15 |
| Clevan Thomas | 1 | 8 | 0 | 8 |

| PUNTING | No. | Yds. | Avg. | Long | I20 | TB |
|-----------|-----|------|------|------|-----|----|
| Max Duffy | 3 | 154 | 51.3 | 56 | 1 | 2 |

| FIELD GOALS | Att. | Made | Long | KICKS |
|--------------|------|------|------|-------------------------------|
| Chance Poore | 3 | 1 | 40 | made 40; missed 47; missed 26 |
| Matt Ruffolo | 1 | 1 | 29 | made 29 |

| ALL RETURNS | Punts | | | Kickoffs | | | Intercepted | | |
|----------------|-------|------|-----|----------|------|-----|-------------|------|-----|
| | No. | Yds. | Lg. | No. | Yds. | Lg. | No. | Yds. | Lg. |
| Lynn Bowden | 1 | 25 | 25 | 1 | 19 | 19 | 0 | 0 | 0 |
| Quandre Mosely | 0 | 0 | 0 | 0 | 0 | 0 | 1 | 39 | 39 |
| Drew Schlegel | 0 | 0 | 0 | 1 | 3 | 3 | 0 | 0 | 0 |

Mississippi State

| RUSHING | Att. | Gain | Lost | Net | TD | Long | Avg. |
|-----------------|------|------|------|-----|----|------|------|
| Garrett Shrader | 11 | 139 | 14 | 125 | 0 | 49 | 11.4 |
| Kylin Hill | 26 | 126 | 6 | 120 | 3 | 18 | 4.6 |
| Malik Dear | 1 | 0 | 0 | 0 | 0 | 0 | 0.0 |
| TEAM | 2 | 0 | 4 | -4 | 0 | 0 | -2.0 |

| PASSING | Com | Att | Int | Yds | TD | Long | Sacks |
|-----------------|-----|-----|-----|-----|----|------|-------|
| Garrett Shrader | 17 | 22 | 1 | 180 | 0 | 25 | 2 |

| RECEIVING | No. | Yds. | TD | Long |
|-----------------|-----|------|----|------|
| Osirus Mitchell | 4 | 36 | 0 | 14 |
| Farrod Green | 3 | 20 | 0 | 13 |
| Isaiah Zuber | 3 | 16 | 0 | 7 |
| Dedrick Thomas | 2 | 46 | 0 | 25 |
| Malik Dear | 2 | 28 | 0 | 20 |
| JaVonta Payton | 2 | 14 | 0 | 13 |
| Austin Williams | 1 | 20 | 0 | 20 |

| PUNTING | No. | Yds. | Avg. | Long | I20 | TB |
|------------|-----|------|------|------|-----|----|
| Tucker Day | 3 | 147 | 49.0 | 50 | 0 | 2 |

| FIELD GOALS | Att. | Made | Long | KICKS |
|-------------|------|------|------|-------|
| none | -- | -- | -- | -- |

| ALL RETURNS | Punts | | | Kickoffs | | | Intercepted | | |
|----------------|-------|------|-----|----------|------|-----|-------------|------|-----|
| | No. | Yds. | Lg. | No. | Yds. | Lg. | No. | Yds. | Lg. |
| Willie Gay Jr. | 0 | 0 | 0 | 0 | 0 | 0 | 1 | 52 | 52 |

Shrader, MSU Close Out UK in SEC Opener, 28-13

The stage wasn't too big for true freshman quarterback **Garrett Shrader** in MSU's SEC opener. Shrader, making his first career start in just his third collegiate game, accounted for 305 yards of total offense, including 125 rushing on 11 carries, to lift the Bulldogs past Kentucky, 28-13, on Saturday in Davis Wade Stadium. Shrader was just the second MSU true freshman QB to start in an SEC game in the last 12 years. He was an efficient 17-of-22 for 180 yards through the air. Shrader accounted for all six of the Bulldogs' 20+ yard plays in the game. **Kylin Hill** was spectacular again, becoming the first Bulldog to rush for 100 or more yards in the first four games of a season. Hill rushed for 120 yards on 26 carries with a career-best three touchdowns. The Bulldogs got on the board via their defense on the fifth play of the game. **Willie Gay Jr.**, in on his first play of the year after missing the first three games due to a violation of team rules, stepped in front of a Sawyer Smith pass and returned it 52 yards for a touchdown. The Bulldogs chewed up clock in the second quarter with impressive drives. Hill finished one on a 12-yard highlight reel touchdown run as he leaped from the four-yard line and extended the ball inside the pylon for the score. On the ensuing possession, Shrader engineered a 10-play, 80-yard drive that took 5:00. His 36-yard rush set up another Hill touchdown that made it 21-3 at the half. The Wildcats responded with 10 unanswered. With the score a one-possession game and 4:32 remaining, Shrader conducted a six-play, 75 yard drive and extended the drive with a 49-yard rush on third down. Hill finished it off with another score. The Bulldogs held Kentucky to 1-of-12 on third down. **C.J. Morgan** led MSU with nine tackles. **Jaquarius Landrews** added seven tackles and a game-high four pass breakups.

| | | | | | |
|-------------------|---|----|---|---|------|
| Kentucky | 3 | 0 | 7 | 3 | - 13 |
| Mississippi State | 7 | 14 | 0 | 7 | - 28 |

| | | | |
|-----|-------|----|---|
| 1st | 13:35 | MS | Willie Gay Jr. 52 yd interception return (Jace Christmann kick) |
| | 02:49 | UK | Chance Poore 40 yd field goal |
| 2nd | 13:24 | MS | Kylin Hill 12 yd run (Jace Christmann kick) |
| | 04:45 | MS | Kylin Hill 2 yd run (Jace Christmann kick) |
| 3rd | 05:30 | UK | Kavosiey Smoke 2 yd run (Chance Poore kick) |
| 4th | 04:39 | UK | Matt Ruffolo 29 yd field goal |
| | 01:39 | MS | Kylin Hill 1 yd run (Jace Christmann kick) |

Team Stats

| | UK | MSU |
|--------------------------------|---------|---------|
| FIRST DOWNS | 21 | 22 |
| Rushing | 9 | 12 |
| Passing | 10 | 9 |
| Penalty | 2 | 1 |
| NET YARDS RUSHING | 154 | 241 |
| Rushing Attempts | 28 | 40 |
| Average Per Rush | 5.5 | 6.0 |
| NET YARDS PASSING | 232 | 180 |
| Completions-Attempts-Int | 15-42-1 | 17-22-1 |
| Average Per Attempt | 5.5 | 8.2 |
| Average Per Completion | 15.5 | 10.6 |
| TOTAL OFFENSE YARDS | 386 | 421 |
| Total offense plays | 70 | 62 |
| Average Gain Per Play | 5.5 | 6.8 |
| Fumbles: Number-Lost | 1-0 | 1-1 |
| Penalties: Number-Yards | 5-40 | 5-45 |
| PUNTS-YARDS | 3-154 | 3-147 |
| KICKOFFS-YARDS | 4-260 | 5-295 |
| Punt returns: Number-Yards-TD | 1-25-0 | 0-0-0 |
| Average Per Return | 25.0 | 0.0 |
| Kickoff returns: Number-Yds-TD | 2-22-0 | 0-0-0 |
| Average Per Return | 11.0 | 0.0 |
| Interceptions: Number-Yds-TD | 1-39-0 | 1-52-1 |
| Fumble Returns: Number-Yds-TD | 0-0-0 | 0-0-0 |
| Possession Time | 26:54 | 33:06 |
| Third-Down Conversions | 1 of 12 | 6 of 10 |
| Fourth-Down Conversions | 3 of 4 | 0 of 0 |
| Red-Zone Scores-Chances | 2-4 | 3-4 |
| Sacks By: Number-Yards | 2-14 | 3-16 |
| PAT Kicks | 1-1 | 4-4 |

2019 MISSISSIPPI STATE FOOTBALL ROSTER

| No. | Name | Pos. | Ht. | Wt. | Cl. | Exp. | Hometown (Previous School) |
|-----|---------------------|------|------|-----|------|------|--|
| 1 | Martin Emerson | CB | 6-2 | 195 | Fr. | HS | Pensacola, Fla. (Pine Forest) |
| 1 | Stephen Guidry | WR | 6-4 | 200 | Sr. | 1L | New Roads, La. (Hinds [Miss.] CC) |
| 1 | Jarrion Jones | CB | 6-0 | 190 | Fr. | HS | Brandon, Miss. (Northwest Rankin) |
| 2 | Deddrick Thomas | WR | 5-9 | 190 | Sr. | 3L | Memphis, Tenn. (Memphis Central) |
| 3 | Cameron Dantzler | CB | 6-2 | 185 | Jr. | 2L | Hammond, La. (St. Thomas Aquinas) |
| 3 | Devonta Jason | WR | 6-3 | 225 | So. | 1L | New Orleans, La. (Landry-Walker) |
| 4 | Izuchukwu King Ani | DE | 6-4 | 230 | Fr. | HS | Hendersonville, Tenn. (Davidson Academy) |
| 4 | JaVonta Payton | WR | 6-1 | 180 | Jr. | JC | Nashville, Tenn. (Northwest [Miss.] CC) |
| 5 | Osirus Mitchell | WR | 6-5 | 210 | Jr. | 2L | Sarasota, Fla. (Booker) |
| 5 | Chauncey Rivers | DE | 6-3 | 275 | Sr. | 1L | Stone Mountain, Ga. (East Mississippi CC) |
| 6 | Willie Gay Jr. | LB | 6-2 | 240 | Jr. | 2L | Starkville, Miss. (Starkville) |
| 6 | Garrett Shrader | QB | 6-4 | 220 | Fr. | HS | Charlotte, N.C. (Charlotte Christian) |
| 7 | Marcus Murphy | S | 6-1 | 200 | So. | 1L | West Point, Miss. (West Point) |
| 7 | Tommy Stevens | QB | 6-5 | 235 | Sr. | GTR | Indianapolis, Ind. (Penn State) |
| 8 | Kylin Hill | RB | 5-11 | 215 | Jr. | 2L | Columbus, Miss. (Columbus) |
| 8 | Maurice Smitherman | CB | 5-10 | 195 | Sr. | 3L | Adamsville, Ala. (Minor) |
| 9 | Malik Dear | WR | 5-9 | 220 | Sr. | 3L | Jackson, Miss. (Murrah) |
| 9 | De'Monte Russell | DE | 6-4 | 230 | Fr. | HS | Jackson, Miss. (Provine) |
| 10 | Leo Lewis | LB | 6-2 | 245 | Sr. | 3L | Brookhaven, Miss. (Brookhaven) |
| 10 | Keytaon Thompson | QB | 6-4 | 225 | Jr. | 2L | New Orleans, La. (Landry-Walker) |
| 11 | Jaquarius Landrews | S | 6-0 | 200 | Sr. | 1L | Summit, Miss. (Copiah-Lincoln [Miss.] CC) |
| 11 | Geor'quarius Spivey | TE | 6-5 | 250 | RFr. | RS | Monroe, La. (Richwood) |
| 12 | Shawn Preston Jr. | S | 6-0 | 200 | RFr. | RS | St. James, La. (St. James) |
| 12 | Isaiah Zuber | WR | 6-0 | 190 | Sr. | GTR | Stone Mountain, Ga. (Kansas State) |
| 13 | Kyziah Pruitt | WR | 5-10 | 210 | Fr. | HS | Macon, Miss. (Noxubee County) |
| 13 | Tyler Williams | CB | 6-2 | 175 | So. | 1L | Oxford, Miss. (Lafayette) |
| 14 | Jalen Mayden | QB | 6-2 | 230 | RFr. | RS | Sachse, Texas (Sachse) |
| 14 | Nathaniel Watson | LB | 6-2 | 245 | RFr. | RS | Maplesville, Ala. (Maplesville) |
| 15 | Jack Harris | DE | 6-3 | 245 | Fr. | HS | Sumrall, Miss. (Oak Grove) |
| 16 | Korey Charles | CB | 5-10 | 180 | Jr. | 2L | Miami, Fla. (North Florida Christian) |
| 16 | Vincent Taylor | WR | 5-10 | 190 | So. | SQ | Memphis, Tenn. (Ridgeway) |
| 17 | Logan Burnett | QB | 6-2 | 200 | Jr. | SQ | Pelham, Ala. (Bessemer Academy) |
| 17 | Aaron Odom | DE | 6-3 | 270 | So. | 1L | Jackson, Miss. (Callaway) |
| 18 | Aaron Brule | LB | 6-1 | 235 | RFr. | RS | Metairie, La. (Archbishop Rummel) |
| 18 | Cameron Gardner | WR | 6-4 | 220 | RFr. | RS | Starkville, Miss. (Starkville) |
| 19 | Cole Deeds | K | 6-2 | 180 | RFr. | RS | Fairhope, Ala. (Fairhope) |
| 19 | Collin Duncan | S | 6-0 | 195 | Fr. | HS | Montgomery, Ala. (St. James) |
| 20 | Taury Dixon | CB | 5-9 | 165 | Jr. | 1L | Madison, Miss. (East Mississippi CC) |
| 20 | Lee Tanner | WR | 5-11 | 180 | RFr. | RS | Madison, Miss. (Madison-Ridgeland Academy) |
| 21 | Nick Gibson | RB | 5-11 | 215 | Sr. | 3L | Birmingham, Ala. (Pinson Valley) |
| 21 | Jaylon Reed | CB | 6-0 | 190 | RFr. | RS | Olive Branch, Miss. (Olive Branch) |
| 22 | Nathan Pickering | DT | 6-4 | 315 | Fr. | HS | Mount Olive, Miss. (Seminary) |
| 22 | Lee Witherspoon | RB | 5-10 | 205 | Fr. | HS | Birmingham, Ala. (North Jackson) |
| 23 | Raymond Freeman | LS | 6-2 | 225 | So. | SQ | Cantonment, Fla. (J.M. Tate Senior) |
| 23 | J.P. Purvis | S | 6-1 | 200 | Fr. | HS | Pelahatchie, Miss. (Pelahatchie Attendance Center) |
| 24 | Dylan Lawrence | CB | 6-4 | 190 | Fr. | HS | George County, Miss. (George County) |
| 24 | Tristan Pisacane | WR | 5-9 | 180 | Jr. | SQ | Franklin, Tenn. (Centennial) |
| 25 | Somon Anderson | S | 6-0 | 200 | So. | SQ | New Orleans, La. (Brother Martin) |
| 25 | Brad Cumbest | TE | 6-5 | 250 | RFr. | RS | Hurley, Miss. (East Central) |
| 26 | Jordan Lawless | K | 6-0 | 200 | Jr. | SQ | Lindale, Texas (Tyler [Texas] JC) |
| 26 | Alec Murphy | RB | 6-0 | 230 | Sr. | 3L | Nixa, Mo. (Nixa) |
| 27 | Esaias Furdge | CB | 5-11 | 180 | RFr. | RS | Clarksdale, Miss. (Clarksdale) |
| 27 | Kody Schexnayder | P | 5-10 | 195 | Sr. | 2L | River Ridge, La. (John Curtis) |
| 28 | Londyn Craft | S | 6-0 | 200 | So. | SQ | Rio Rancho, N.M. (IMG Academy) |
| 29 | C.J. Morgan | S | 6-0 | 200 | Jr. | 2L | Bossier City, La. (Parkway) |
| 30 | Sh'mar Kilby-Lane | LB | 6-2 | 230 | Sr. | 1L | Hollywood, Fla. (Copiah-Lincoln [Miss.] CC) |
| 31 | Aadreekis Conner | S | 6-2 | 210 | So. | SQ | Port Gibson, Miss. (Port Gibson) |
| 32 | Brian Cole II | S | 6-2 | 210 | Sr. | 1L | Saginaw, Mich. (East Mississippi CC) |
| 32 | Robert Rivers | RB | 5-11 | 210 | So. | 1L | Ocala, Fla. (Trinity Catholic) |
| 33 | Joshua Short | CB | 5-10 | 185 | RFr. | RS | Greenville, Miss. (Northwest Rankin) |
| 34 | Sherman Timbs | DE | 6-2 | 265 | So. | SQ | Indianola, Miss. (Indianola Academy) |
| 35 | Landon Guidry | S | 6-0 | 195 | So. | 1L | Spring Hill, Tenn. (Independence) |
| 36 | Conner Hegan | RB | 5-11 | 180 | Fr. | HS | Spanish Fort, Ala. (Spanish Fort) |
| 36 | Jay Jimison | CB | 6-0 | 180 | Jr. | JC | Forest, Miss. (Copiah-Lincoln [Miss.] CC) |
| 37 | Tucker Day | P | 6-0 | 210 | So. | 1L | Brentwood, Tenn. (Brentwood) |
| 38 | Cason Grant | WR | 5-11 | 180 | RFr. | RS | Abilene, Texas (Wylie) |

| No. | Name | Pos. | Ht. | Wt. | Cl. | Exp. | Hometown (Previous School) |
|-----|--------------------|------|------|-----|------|------|--|
| 38 | Fred Peters | S | 5-10 | 200 | Jr. | JC | Columbia, Miss. (Jones County [Miss.] JC) |
| 39 | Nathan Swanson | LS | 6-5 | 230 | Sr. | SQ | Norcross, Ga. (Norcross) |
| 40 | Erroll Thompson | LB | 6-1 | 250 | Jr. | 2L | Florence, Ala. (Florence) |
| 41 | Tim Washington | LB | 6-3 | 240 | Sr. | 3L | Yazoo City, Miss. (Yazoo City) |
| 42 | Marquiss Spencer | DE | 6-4 | 285 | Jr. | 2L | Greenwood, Miss. (Greenwood) |
| 43 | Fletcher Adams | DE | 6-2 | 265 | Sr. | 3L | Brandon, Miss. (Brandon) |
| 44 | Jett Johnson | LB | 6-2 | 235 | RFr. | RS | Tupelo, Miss. (Tupelo) |
| 45 | Devon Robinson | DT | 6-4 | 295 | RFr. | RS | Memphis, Tenn. (Whitehaven) |
| 46 | Cody Swanson | S | 6-0 | 180 | Fr. | HS | Madison, Miss. (Madison-Ridgeland Academy) |
| 47 | Jace Christmann | K | 6-0 | 200 | Jr. | 2L | Houston, Texas (Memorial) |
| 47 | Nick Jarrett | LB | 6-3 | 210 | So. | JC | Harvest, Ala. (Garden City [Kan.] CC) |
| 47 | Camp Tice | TE | 6-4 | 195 | Fr. | HS | Hattiesburg, Miss. (Presbyterian Christian School) |
| 48 | Scott Goodman | K | 5-10 | 200 | So. | 1L | Brandon, Miss. (Brandon) |
| 51 | R.J. Jennings | LB | 6-0 | 235 | Jr. | RS | Birmingham, Ala. (Briarwood Christian) |
| 51 | Stewart Reese | OL | 6-5 | 345 | Jr. | 2L | Fort Pierce, Fla. (Fort Pierce Central) |
| 52 | Kobe Jones | DE | 6-4 | 270 | Jr. | 2L | Starkville, Miss. (Starkville) |
| 54 | Fabien Lovett | DT | 6-4 | 315 | RFr. | RS | Olive Branch, Miss. (Olive Branch) |
| 55 | Greg Eiland | OL | 6-8 | 335 | Jr. | 2L | Philadelphia, Miss. (Philadelphia) |
| 56 | Dareuan Parker | OL | 6-4 | 330 | Jr. | 2L | Olive Branch, Miss. (DeSoto Central) |
| 57 | John Garner | DE | 6-4 | 230 | RFr. | RS | Ridgeland, Miss. (St. Andrew's Episcopal) |
| 57 | Cole Smith | OL | 6-3 | 285 | RFr. | TR | Pontotoc, Miss. (LSU) |
| 58 | Kameron Jones | OL | 6-5 | 325 | RFr. | RS | Starkville, Miss. (Starkville) |
| 62 | Matt Stanic | OL | 6-4 | 345 | Jr. | SQ | Madison, Miss. (Madison Central) |
| 63 | LaQuinston Sharp | OL | 6-3 | 315 | Jr. | JC | Columbus, Miss. (East Mississippi CC) |
| 64 | Thomas Cox | LS | 6-0 | 185 | Jr. | JC | Fulton, Miss. (Itawamba [Miss.] CC) |
| 67 | Paul Blackwell | LS | 5-10 | 210 | Jr. | RS | Pascagoula, Miss. (Resurrection Catholic) |
| 67 | Charles Cross | OL | 6-5 | 270 | Fr. | HS | Laurel, Miss. (Laurel HS) |
| 69 | Kwatrivous Johnson | OL | 6-7 | 330 | RFr. | RS | Greenwood, Miss. (Greenwood) |
| 70 | Tommy Champion | OL | 6-5 | 320 | Sr. | 1L | Jackson, Miss. (Copiah-Lincoln [Miss.] CC) |
| 72 | Brandon Cunningham | OL | 6-4 | 305 | Fr. | HS | St. Martin, Miss. (St. Martin) |
| 73 | Darryl Williams | OL | 6-3 | 310 | Sr. | 2L | Bessemer, Ala. (Bessemer City) |
| 74 | Nick Pendley | OL | 6-4 | 310 | Fr. | HS | Canton, Ga. (Creekview) |
| 75 | Michael Story | OL | 6-4 | 300 | Sr. | 3L | Ripley, Miss. (Ripley) |
| 76 | Brevyn Jones | OL | 6-4 | 280 | Fr. | HS | Center Point, Ala. (Huffman) |
| 77 | Cordavien Suggs | OL | 6-6 | 315 | So. | SQ | Jackson, Miss. (Fletcher) |
| 78 | Tyre Phillips | OL | 6-5 | 345 | Sr. | 1L | Grenada, Miss. (East Mississippi CC) |
| 79 | Evans Wilkerson | OL | 6-5 | 310 | Sr. | 3L | Ridgeland, Miss. (Jackson Academy) |
| 82 | Farrod Green | TE | 6-4 | 240 | Sr. | 3L | Wesson, Miss. (Wesson Attendance Center) |
| 83 | Quinton Torbor | WR | 6-1 | 195 | Fr. | HS | Destrehan, La. (Destrehan) |
| 84 | Jaden Crumedy | DT | 6-5 | 300 | RFr. | RS | Hattiesburg, Miss. (Oak Grove) |
| 84 | Dontea Jones | TE | 6-4 | 250 | Jr. | 2L | McCool, Miss. (Jireh (N.C.) Prep) |
| 85 | Austin Williams | WR | 6-3 | 200 | So. | 1L | Ocean Springs, Miss. (Ocean Springs) |
| 86 | Jordan Hoyer | WR | 6-0 | 200 | RFr. | RS | Fairburn, Ga. (Creekside) |
| 88 | Powers Warren | TE | 6-3 | 245 | So. | 1L | Minnetonka, Minn. (Minnetonka Senior) |
| 90 | Lee Autry | DT | 6-2 | 305 | Sr. | 1L | Albemarle, N.C. (Itawamba [Miss.] CC) |
| 92 | Kendell Jones | DT | 6-4 | 300 | Sr. | 2L | Pinson, Ala. (Clay-Chalkville) |
| 93 | Cameron Young | DT | 6-3 | 305 | RFr. | RS | Crosby, Miss. (Franklin County) |
| 98 | Joseph Garner | DE | 6-3 | 235 | RFr. | RS | Ridgeland, Miss. (St. Andrew's Episcopal) |
| 95 | Allen Love | DT | 6-2 | 285 | So. | TR | Birmingham, Ala. (Louisville) |
| 97 | Reed Bowman | P | 6-0 | 200 | Jr. | TR | Magnolia, Texas (Texas Tech) |
| 99 | James Jackson | DT | 6-3 | 315 | So. | 1L | Pascagoula, Miss. (Pascagoula) |

PRONUNCIATION GUIDE

| | | |
|----|---------------------|-------------------|
| 2 | Jarrian Jones | JAR-ee-un |
| 3 | Devonta Jason | DUH-vahn-tay |
| 4 | Izuchukwu King Ani | iz-oooh-choo-kwoo |
| 4 | JaVonta Payton | JUH-vahn-tay |
| 4 | Dedrick Thomas | rhymes with red |
| 5 | Osirus Mitchell | O-sye-rus |
| 9 | Malik Dear | MUH-leek |
| 9 | De'Monte Russell | DUH-mahn-tay |
| 10 | Keytaon Thompson | KEY-tahn |
| 11 | Jaquarius Landrews | JUH-quair-ee-us |
| 11 | Geor'quarius Spivey | JUH-quair-ee-us |
| 12 | Isaiah Zuber | ZOO-bur |
| 13 | Kyziah Pruitt | KUH-zeye-uh |

| | | |
|----|--------------------|--------------------|
| 18 | Aaron Brule | BREW-lay |
| 27 | Esaias Furdge | ee-ZAH-yahs |
| 27 | Kody Schexnayder | SHEX-nye-dur |
| 40 | Erroll Thompson | AIR-uh |
| 47 | Jace Christmann | Christ-man |
| 55 | Greg Eiland | rhymes with island |
| 56 | Dareuan Parker | DAIR-e-uhn |
| 69 | Kwatrivous Johnson | KWAH-tray-vee-us |
| 77 | Cordavien Suggs | COR-day-vee-uhn |
| 78 | Tyre Phillips | TYE-ree |
| 82 | Farrod Green | FUH-rah |
| 84 | Dontea Jones | DAH-uh |

2019 MISSISSIPPI STATE COACHES

ON THE FIELD



JOE MOORHEAD

Head Coach
Second Season



TERRY RICHARDSON

Assistant Head Coach/Run
Game Coordinator/RBs
First Season



DEKE ADAMS

Defensive Line
First Season



TERRELL BUCKLEY

Cornerbacks
Fourth Season



MARCUS JOHNSON

Offensive Line
Second Season



MICHAEL JOHNSON

Wide Receivers
First Season



JOEY JONES

Special Teams Coordinator
Second Season



CHRIS MARVE

Defensive Run Game Coordinator/LBs
First Season

IN THE BOOTH



ANDREW BREINER

Pass Game Coordinator/QBs
Second Season



TONY HUGHES

Associate Head Coach/Tight Ends
Eighth Season (second stint)



BOB SHOOP

Defensive Coordinator/Safeties
Second Season