



2022 AUBURN BASEBALL

AUBURN ATHLETICS COMMUNICATIONS: 392 SOUTH DONAHUE DRIVE || AUBURN, AL 36849 || AUBURNTIGERS.COM || @AUBURN_BASEBALL

2022 SCHEDULE

Day	Date	Opponent	Time/Result
Fri	Feb. 18	vs. Oklahoma	L, 0-3
Sat	Feb. 19	vs. #12 Texas Tech	W, 2-1
Sun	Feb. 20	vs. Kansas State	W, 12-1
WED	FEB. 23	TROY	W, 13-1
FRI	FEB. 25	YALE	W, 9-0
SAT	FEB. 26	YALE	W, 4-3
SAT	FEB. 26	YALE	L, 4-5 (10)
TUE	MAR. 1	ALABAMA STATE	W, 13-7
WED	MAR. 2	UAB	W, 13-1
FRI	MAR. 4	RHODE ISLAND	W, 7-2
SAT	MAR. 5	RHODE ISLAND	W, 16-0
SAT	MAR. 5	RHODE ISLAND	W, 12-0
SUN	MAR. 6	RHODE ISLAND	W, 14-1
Wed	Mar. 9	vs. Tennessee Tech	W, 4-3
FRI	MAR. 11	MIDDLE TENNESSEE	L, 8-10
SAT	MAR. 12	MIDDLE TENNESSEE	W, 10-7
SUN	MAR. 13	MIDDLE TENNESSEE	L, 3-4 (8)
THU	MAR. 17	#1 OLE MISS	L, 6-13
FRI	MAR. 18	#1 OLE MISS	W, 19-5
SAT	MAR. 19	#1 OLE MISS	L, 2-15
Tue	Mar. 22	vs. South Alabama	W, 13-12
Fri	Mar. 25	at Texas A&M	W, 6-5 (10)
Sat	Mar. 26	at Texas A&M	L, 4-5 (11)
Sun	Mar. 27	at Texas A&M	W, 13-9
TUE	MAR. 29	JACKSONVILLE STATE	L, 2-5
Thu	Mar. 31	at #12 LSU	W, 6-5
Fri	Apr. 1	at #12 LSU	L, 2-9
Sat	Apr. 2	at #12 LSU	W, 6-4
Tue	Apr. 5	at UAB	W, 6-4
FRI	APR. 8	#12 VANDERBILT	W, 5-1
SAT	APR. 9	#12 VANDERBILT	L, 4-19
SUN	APR. 10	#12 VANDERBILT	W, 8-2
TUE	APR. 12	SAMFORD	W, 4-1
Thu	Apr. 14	at Miss. State	L, 6-7
Fri	Apr. 15	at Miss. State	L, 5-9
Sat	Apr. 16	at Miss. State	W, 3-2
TUE	APR. 19	ALABAMA STATE	W, 6-5 (10)
WED	APR. 20	KENNESAW STATE	W, 14-1
FRI	APR. 22	SOUTH CAROLINA	W, 6-3
SAT	APR. 23	SOUTH CAROLINA	W, 8-6
SUN	APR. 24	SOUTH CAROLINA	W, 2-0
Tue	Apr. 26	at Jacksonville State	W, 8-4
Fri	Apr. 29	at #1 Tennessee	L, 4-17
Sat	Apr. 30	at #1 Tennessee	W, 8-6
Sun	Apr. 31	at #1 Tennessee	L, 3-5
FRI	MAY 6	#3 ARKANSAS	6 PM
SAT	MAY 7	#3 ARKANSAS	4:30 PM
SUN	MAY 8	#3 ARKANSAS	1 PM
Tue	May 10	at Troy	6 pm
FRI	MAY 13	ALABAMA	7:30 PM
SAT	MAY 14	ALABAMA	2 PM
SUN	MAY 15	ALABAMA	3 PM
Tue	May 17	at Samford	6 pm
Thu	May 19	at Kentucky	5:30 pm
Fri	May 20	at Kentucky	5:30 pm
Sat	May 21	at Kentucky	1 pm

POSTSEASON

May 24-29	SEC Tournament	TBA
June 3-6	NCAA Regionals	TBA
June 10-13	NCAA Super Regionals	TBA
June 17-27	College World Series	TBA

Home games in **BOLD CAPS**

All home games at Plainsman Park | All times central
^ SEC Tournament



GAMES 46-48

AUBURN, ALA. (Samford Stadium-Hitchcock Field at Plainsman Park)



#18 **AUBURN TIGERS** (31-14, 12-9 SEC)

Head Coach: Butch Thompson (Birmingham-Southern, 1992)

Career Record: 249-177 (8th season) | Record at Auburn: 210-156 (7th season)

VS.



#3 **ARKANSAS RAZORBACKS** (34-11, 14-7 SEC)

Head Coach: Dave Van Horn (Arkansas, 1988)

Career Record: 1,104-570 (28th season) | Record at Arkansas: 784-413 (20th season)

» QUICK HITTERS

- Auburn enters the weekend tied for second in the SEC West, two games behind Arkansas, and tied for third in the league standings overall.
- The Tigers are 19-7 at home, including 6-3 in SEC play, and have won seven straight home games dating back to Apr. 10.
- The team has outscored its opponents 48-18 while hitting .310 and turning in a 1.69 ERA during the home winning streak.
- Auburn has won 16 games in which it has trailed this season.
- The Tigers are 7-6 against ranked opponents this season with all 13 games against top-12 teams.
- Arkansas represents Auburn's third opponent ranked in the top three this season.
- The all-time series between Auburn and Arkansas is tied, 48-48, with the Tigers holding a 24-18 advantage in games played at Plainsman Park.
- The Tigers are looking for the first series win against the Razorbacks since 2017.

PITCHING MATCHUP

AUBURN		ARKANSAS	
FRI JR RHP Mason Barnett	(2-1, 4.19)	vs. SR RHP Connor Noland	(5-3, 2.77)
SAT JR RHP Trace Bright	(2-4, 4.29)	vs. FR LHP Hagen Smith	(6-2, 3.75)
SUN SO RHP Joseph Gonzalez	(6-1, 2.30)	vs. SO RHP Jaxon Wiggins	(5-1, 5.75)

GAME INFO

Date: Friday-Sunday, May 6-8, 2022
Game Time: 7 p.m. / 4:30 p.m. / 1 p.m. CT
Site: Auburn, Ala. / Plainsman Park (4,096)
TV: SEC Network+ (Fri/Sun) / SEC Network (Sat)
Talent (Fri): Wiley Ballard (pxp), Mark Fuller (color)
Talent (Sat): Mike Morgan (pxp), Todd Walker (color)
Talent (Sun): Wiley Ballard (pxp), Gregg Olson (color)
Radio: 93.9 FM | AuburnTigers.com
Talent: Andy Burcham, Brad Law
Live Stats: StatBroadcast.com
Twitter Updates: @AuburnBaseball
Postgame Recap: AuburnTigers.com
Series History: Series tied, 48-48
Auburn: Auburn leads, 24-18
Fayetteville: Auburn trails, 19-26
Neutral: Auburn leads, 5-4
Last Meeting: Arkansas 6, Auburn 5 (4/3/21)

AUBURN

31-14, 12-9 SEC

Team Leaders

Batting Average: SR IF **Sonny DiChiara** (.436)
Runs: Two tied (40)
2B: Two tied (15)
HR: SR IF **Sonny DiChiara** (13)
RBI: SR IF **Sonny DiChiara** (40)
Stolen Bases: R-JR IF **Blake Rambusch** (13-18)

ARKANSAS

34-11, 14-7 SEC

Team Leaders

Batting Average: GR C/IF **Michael Turner** (.323)
Runs: SO IF/OF **Cayden Wallace** (42)
2B: JR IF **Robert Moore** (13)
HR: Two tied (11)
RBI: SR IF/OF **Brady Slavens** (43)
Stolen Bases: SO IF/OF **Cayden Wallace** (10-11)

POTENTIAL STARTING LINEUP

Pos.	#	Player	AVG	AB	R	H	2B	3B	HR	RBI	SB-SBA	BB
C	28	Nate LaRue	.235	85	13	20	4	0	4	21	2-2	9
1B	17	Sonny DiChiara	.436	133	40	58	15	0	13	40	0-0	50
2B	7	Cole Foster	.258	128	26	33	4	0	6	28	0-1	20
3B	11	Blake Rambusch	.362	185	40	67	9	1	3	32	13-18	20
SS	4	Brody Moore	.271	170	30	46	8	0	3	24	3-5	19
LF	19	Brooks Carlson	.300	110	24	33	4	0	3	19	0-0	13
CF	5	Kason Howell	.302	179	38	54	15	2	2	28	9-10	20
RF	27	Bobby Peirce	.316	79	13	25	2	3	4	16	2-3	6
DH	16	Cam Hill	.293	92	15	27	7	0	0	16	0-1	12

AUBURN'S RECORD WHEN...

	2022	Under Thompson
Overall	31-14	210-156
SEC	12-9	75-95
Non-Conference	19-5	123-50
Postseason	0-0	15-14
Home	19-7	140-70
Away	8-6	50-67
Neutral	4-1	18-17
Current streak	L1	L1
Last 5 games	3-2	3-2
Last 10 games	8-2	8-2

Situational:

AU scores first	16-3	139-51
Opp. scores first	15-11	71-105
AU scores 4+ runs	28-8	190-71
AU scores 3 runs or less	3-6	20-85
AU leads after 7 innings	24-2	169-16
8 innings	26-2	190-14
AU trails after 7 innings	4-9	16-112
8 innings	3-10	7-122
Game tied after 7 innings	2-2	20-24
8 innings	1-1	6-14
Extra Innings	2-3	11-18
1-run games	8-4	44-43
2-run games	5-2	26-16
3-run games	3-2	23-20
Games decided by 5+ runs	12-5	96-48
vs. LH Starter	6-3	61-49
vs. RH Starter	25-11	150-106
More hits than opponent	20-4	154-29
Fewer hits than opponent	7-9	36-116
Hits are tied	4-1	18-12
AU has 10+ hits	19-5	127-61
Opp. has 10+ hits	8-7	51-97
Hit a home run	19-8	136-65
Opp. hits a home run	14-12	89-101
AU quality start	6-2	67-22
Opp. quality start	1-1	26-56
AU commits no errors	14-3	91-39
Opp. commits no error	13-6	58-78

By Day:

Sunday	6-2	34-28
Monday	0-0	1-2
Tuesday	6-1	43-17
Wednesday	4-0	18-6
Thursday	1-2	8-16
Friday	5-5	50-37
Saturday	8-4	53-48
Day Games (first pitch before 6 p.m.)	13-7	119-82
Night Games (first pitch after 6 p.m.)	18-7	92-74
Doubleheaders	4-2	25-15

By Month:

February	5-2	45-14
March	13-6	74-41
April	13-5	51-49
May	0-1	28-42
June	0-0	10-7

By Jersey:

White	7-3	57-33
Blue	5-3	38-32
Orange	8-3	47-32
Gray	4-2	24-37
Pinstripes	7-3	34-20
Cream Throwback	0-0	8-2

UNIVERSITY INFORMATION

Location	Auburn, Ala.
Enrollment	31,526
Founded	October 1, 1856
Nickname	Tigers
Colors	Burnt Orange and Navy Blue
President	Dr. Jay Gogue
Athletics Director	Allen Greene
Conference	Southeastern (SEC West)
Stadium / Capacity	Samford Stadium-Hitchcock Field at Plainsman Park / 4,096
Ticket Office Phone	855-282-2010

BASEBALL COACHING / SUPPORT STAFF

Head Coach	Butch Thompson (Birmingham-Southern, 1992)
Record at Auburn / Seasons	210-156 (.574) / 7th
Career Coaching Record / Seasons	249-177 (.585) / 8th
Assistant Coach	Karl Nonemaker (Vanderbilt, 2002)
Assistant Coach	Gabe Gross (Auburn, 2012)
Volunteer Assistant	Tim Hudson (Auburn, 2021)
Director of Player Development	Aaron Everett (UT Martin, 2012)
Director of Operations	Greg Drye (Southern Miss, 1998)
Athletic Trainer	Anthony Sandersen (South Dakota State, 2004)
Strength & Conditioning	Chris Joyner (Minnesota State - Mankato, 2001)

PROGRAM HISTORY

Modern Era Program Record (since 1949)	2,019-1,389-4 (.593)
College World Series Appearances / Last	5 / 2019
College World Series Record	3-10 (.231)
NCAA Regional Appearances / Last	22 / 2019
NCAA Regional Record	51-45 (.531)
NCAA Super Regional Appearances / Last	3 / 2019
NCAA Super Regional Record	3-5 (.375)
Last Postseason Opponent	Louisville / 2019 College World Series
Result	Lost, 5-3

POSTSEASON HISTORY

College World Series Appearances: 5 (1967, 1976, 1994, 1997, 2019)

Super Regional Appearances: 3 (1999, 2018, 2019)

NCAA Regional Appearances: 22 (1963, 1967, 1976, 1978, 1987, 1989, 1993-95, 1997-2003, 2005, 2010, 2015, 2017, 2018, 2019)

NCAA Regional Titles: 7 (1967, 1976, 1994, 1997, 1999, 2018, 2019)

MEDIA RELATIONS

Baseball Contact: George Nunnelley, Asst. Director - Athletics Comm.

Cell: 502-609-9982

Email: gnnunnelley@auburn.edu

Twitter: @gnunnelley

Associate AD: Kirk Sampson

2022 AUBURN BASEBALL ROSTER

No.	Name	Pos.	Cl.	B/T	Ht.	Wt.	Exp.	Hometown (Previous School)
1	Blake Rambusch	IF/OF	R-Jr.	R/R	5-9	175	JC	Austin, Texas (Grayson College)
2	Josh Hall	OF	R-Jr.	L/R	5-9	192	1L	Birmingham, Ala. (Ole Miss)
4	Brody Moore	IF	Sr.	R/R	5-11	183	3L	Oneonta, Ala. (Oneonta)
5	Kason Howell	OF	Sr.	R/R	6-0	180	3L	Argyle, Texas (Liberty Christian)
6	Ryan Dyal	C	R-So.	L/R	5-10	197	1L	Senoia, Ga. (East Coweta)
7	Cole Foster	IF	So.	S/R	6-1	190	1L	Plano, Texas (Plano Senior)
8	Bryson Ware	OF	Jr.	R/R	6-2	193	1L	Madison, Miss. (Pearl River CC)
9	Cade Granzow	RHP	Fr.	R/R	6-3	220	HS	Franklin, Tenn. (Brentwood)
11	Garrett Farquhar	IF	5th	R/R	5-11	187	2L	Hoover, Ala. (Shelton State CC)
13	Ben Schorr	C	R-Fr.	R/R	6-0	185	RS	Columbus, Ga. (Columbus)
14	Brooks Fuller	LHP	Sr.	L/L	6-3	210	3L	Auburn, Ala. (Auburn)
16	Cam Hill	IF/LHP	So.	L/L	6-5	214	1L	Madison, Ala. (Bob Jones)
17	Sonny DiChiara	IF	Sr.	R/R	6-1	263	TR	Hoover, Ala. (Samford)
18	Mason Barnett	RHP	Jr.	R/R	6-0	218	2L	Cartersville, Ga. (Cartersville)
19	Brooks Carlson	IF	Gr.	R/R	5-11	192	TR	Mobile, Ala. (Samford)
20	Hayden Mullins	LHP	Jr.	L/L	6-0	194	2L	Gallatin, Tenn. (Hendersonville)
21	Trace Bright	RHP	Jr.	R/R	6-4	199	2L	Montgomery, Ala. (Trinity Presbyterian)
22	Garrett Wade	LHP	R-Jr.	L/L	6-3	199	2L	Hartselle, Ala. (Hartselle)
23	Parker Carlson	RHP	Fr.	R/R	6-1	170	HS	Mobile, Ala. (Faith Academy)
27	Bobby Peirce	OF	R-Jr.	R/R	6-2	181	1L	Scottsdale, Ariz. (South Mountain CC)
28	Nate LaRue	C/RHP	Jr.	R/R	6-3	217	2L	Mobile, Ala. (McGill-Toolen)
29	Carson Skipper	LHP	Sr.	L/L	6-2	211	3L	Trussville, Ala. (Trussville)
31	Mike Bello	OF	Fr.	L/L	6-1	190	HS	Oak Ridge, N.J. (Pope John XXIII)
32	Carson Swilling	RHP	So.	R/R	5-11	196	1L	Smiths Station, Ala. (Smiths Station)
34	Ben Bosse	RHP	Fr.	R/R	6-1	194	HS	Brenham, Texas (Brenham)
37	Mason Land	IF	Jr.	L/R	5-10	173	JC	Cantonment, Fla. (Chattahoochee Valley CC)
40	Blake Burkhalter	RHP	Jr.	R/R	6-0	204	2L	Dothan, Ala. (Northview)
41	John Armstrong	RHP	Fr.	R/R	5-11	200	HS	Marietta, Ga. (Harrison)
43	Chase Isbell	RHP	Jr.	R/R	6-2	198	TR	Springville, Ala. (Samford)
44	Grant Newton	RHP	R-Jr.	R/R	6-4	236	TR	Orange County, Calif. (Santa Ana College)
45	Joseph Gonzalez	RHP	So.	R/R	6-4	230	1L	Humacao, P.R. (Leadership Christian Academy)
46	Chase Allsup	RHP	Fr.	R/R	6-1	220	HS	Dothan, Ala. (Dothan)
47	Tommy Sheehan	LHP	Gr.	L/L	6-0	209	TR	Brielle, N.J. (Notre Dame)
50	Jake Wyandt	C	Gr.	R/R	5-11	195	TR	Laurel, Md. (Presbyterian)
51	Luke Burk	IF	Jr.	R/R	6-0	219	JC	Galena, Mo. (Neosho County CC)
52	Jordan Armstrong	RHP	Sr.	R/R	6-2	184	JC	McDonough, Ga. (Chattahoochee Valley CC)
54	Konner Copeland	LHP	So.	L/L	6-2	189	JC	Mobile, Ala. (Pensacola State CC)
57	Tyler Drabick	RHP	Gr.	R/R	6-2	193	TR	Canton, Ohio (Lipscomb)
72	Brody Moss	IF	Fr.	L/R	5-11	173	HS	Helena, Ala. (Helena)

COACHES & STAFF

30	Butch Thompson	Head Coach
35	Karl Nonemaker	Assistant Coach
39	Gabe Gross	Assistant Coach
15	Tim Hudson	Volunteer Assistant Coach
	Aaron Everett	Director of Player Development
	Greg Drye	Director of Operations
	Chris Joyner	Strength & Conditioning
	Anthony Sandersen	Athletic Trainer
	Jeremy Page	Athletic Trainer Intern

PRONUNCIATION GUIDE

Ben BOSSE.....	BOSSY
Sonny DICHARA	De-SHARE-uh
Ryan DYAL.....	DIAL
Garrett FARQUHAR	FAR-kwar
Cade GRANZOW.....	Gran-ZO
KASON Howell.....	KAY-son
Chase ISBELL.....	IZ-bull
Ben SCHORR.....	SHORE
Jake WYANDT.....	Why-ANDT

30 BUTCH THOMPSON HEAD COACH

THE AUBURN SKIPPER

- Eight College World Series appearances / 17 postseason appearances
- 2013 National Runner-up (Mississippi State)
- 2001 National Champion (Birmingham-Southern)
- 2014 Baseball America/ABCA National Assistant Coach of the Year
- 2006 FCA Coach of the Year
- Coached 18 pitchers who went on to pitch in the Major Leagues
- Recruited and coached 33 pitchers who were drafted out of college that weren't drafted out of high school

Butch Thompson enters his seventh season at the helm of the program in 2021, posting a record of 179-142 in his first six seasons. He led the program to the first College World Series appearance in 22 years in 2019 and took the Tigers to three straight regionals for the first time since 2001-03.

Butch Thompson was named Auburn's head baseball coach on October 22, 2015 and enters his seventh season with the Tigers in 2021.

Thompson, who spent three seasons as an assistant coach and recruiting coordinator at Auburn from 2006-08, returned to The Plains after seven seasons at Mississippi State as both associate head coach and pitching coach.

A native of Amory, Miss., Thompson has coached 31 Division I All-Americans and 40 all-conference performers. He has seen 18 of his former pitchers make their Major League Baseball debuts, including 12 since 2014. Thompson has also turned 33 pitchers who went undrafted out of high school into MLB draft picks.

Thompson had three pitchers drafted in the first 11 rounds in 2014 and five pitchers drafted, including three in the top 10 rounds, in 2013. He added a first-round selection in the 2016 draft, a third-round pick in Keegan Thompson in 2017 and the first No. 1 overall pick in program history in Casey Mize in 2018. With Tanner Burns also going as a supplemental first round pick in 2020, Auburn became one of four programs with a pair of pitchers drafted in the first round from 2018-20.

Along with his pitching pedigree, Thompson is also considered one of the top recruiters in the country. Since 2003, he has secured 14 recruiting classes that were ranked in the top 10 by either Baseball America or Perfect Game, including the No. 5 signing class in 2017 and a program record No. 4 class in 2018. His classes signed from 2006-08 at Auburn each ranked in the top 18 nationally, including the No. 5 class in 2008, which included All-American and SEC Player of the Year Hunter Morris.

In 29 years of coaching at the collegiate level, including 20 in the Southeastern Conference, Thompson has coached eight College World Series participants, including leading the Tigers to the program's first trip to the College World Series in 22 years in 2019. Thompson has also coached one national champion and a national runner-up, won nine conference championships and made 17 postseason appearances. He has also served as an assistant under three National Coach of the Year recipients.

Thompson was named the 2006 Fellowship of Christian Athletes SEC Coach of the Year while at Auburn and the 2014 Baseball America and American Baseball Coaches Association (ABCA) National Assistant Coach of the Year while at Mississippi State.

Thompson has returned the Tigers to prominence in five seasons on The Plains as he has guided the team to a 179-142 overall record and took the team to three straight NCAA Tournament appearances for the first time since 2001-03, including back-to-back super regionals for the first time in program history. After advancing to the College World Series in 2019 and a winner-take-all game three in the Gainesville Super Regional in 2018, the Tigers finished those respective seasons ranked as high as No. 8 and No. 9. It marked the third time in program history the team has finished back-to-back seasons in the top 10.

Entering the 2019 postseason as the No. 2 seed in the Atlanta Regional, Auburn became the only program to sweep a regional on the road in each of the last two seasons before also becoming the first team to defeat North Carolina in a Chapel Hill Super Regional in 2019, punching its ticket to Omaha for the first time since 1997.

In seven seasons at MSU, Thompson made four NCAA regional trips, two Super Regionals, won the SEC Tournament and advanced to the College World Series finishing as NCAA runner-up in 2013. In three of his last four seasons in Starkville, the Bulldogs' staff ERA finished no higher than 3.06. Thompson's 2013 pitching staff was one of two nationally to finish in the top 15 in ERA, strikeouts per nine innings and hits allowed per nine innings.



In addition to his experience at Auburn and Mississippi State, Thompson also spent four seasons at Georgia from 2002-05, including a trip to the College World Series in 2004. While there, he guided the development of future Major Leaguers Josh Fields, Mitchell Boggs and Brooks Brown.

Thompson launched his coaching career as pitching coach and top assistant at Huntingdon College (Ala.) in 1993, before returning to his alma mater in Birmingham, where he helped lead the Panthers to back-to-back Southern States Conference Championships and in 1995 coached BSC to its first NAIA World Series berth.

Thompson left BSC briefly to serve as head coach at Jefferson State Community College in Birmingham in 1997. While at JSCC, he was honored as the Regional Tournament Coach of the Year, the ABCA Alabama Junior College Coach of the Year and the Southeast Region Coach of the Year after guiding JSCC to a 39-21 mark, the AJCAA Region 22 State Championship and a third-place finish in the NJCAA Division II World Series.

He returned to Birmingham-Southern as top assistant the following season, beginning a four-year run during the most successful span in BSC baseball history. The Panthers won 196 games and four TranSouth Conference Championships and made three-consecutive appearances in the NAIA World Series. BSC's 2001 team posted a school-best 55-11 mark and captured the NAIA National Championship.

In 2002, Thompson joined the SEC baseball coaching fraternity as a pitching coach and recruiting coordinator at Georgia and has been a part of the league for the past 17 seasons.

Thompson currently serves as the large-school representative for the Alabama Baseball Coaches Association and is an All-American committee member representing the South region for the ABCA.

Thompson prepped at Amory (Miss.) High School and later starred as a pitcher at Itawamba (Miss.) Community College from 1989-90. He is a member of both the ICC Athletic Hall of Fame (Class of 2014) and MACCC Hall of Fame (Class of 2021).

Thompson earned a Bachelor's Degree in History at BSC in 1992 and completed a Master's Degree in Sports Administration at UAB in 1996. He is married to the former Robin Ashe of Birmingham, Ala., and they are the parents of three daughters --- Anna, Olivia and Madelyn Gail.

NATIONAL POLLS

NEWS & NOTES

BASEBALL AMERICA

May 2

1. Tennessee*
2. Oregon State
3. Oklahoma State
4. Virginia Tech
5. Arkansas*
6. Miami
7. Louisville
8. Notre Dame
9. UCLA
10. Stanford
11. Gonzaga
12. Virginia
13. Southern Miss
14. Texas A&M*
15. Florida State
16. TCU
17. Texas Tech*
18. Texas State
19. Maryland
20. LSU*
21. **AUBURN**
22. Georgia
23. Georgia Tech
24. Oregon
25. UC Santa Barbara

D1 BASEBALL

May 2

1. Tennessee*
2. Oregon State
3. Oklahoma State
4. Arkansas*
5. Virginia Tech
6. Miami
7. Southern Miss
8. UCLA
9. Texas Tech*
10. Louisville
11. Stanford
12. Gonzaga
13. Texas A&M*
14. Virginia
15. UConn
16. Notre Dame
17. Texas State
18. Maryland
19. **AUBURN**
20. LSU*
21. Georgia Tech
22. Georgia
23. Florida State
24. TCU
25. UC Santa Barbara

USA TODAY

May 2

1. Tennessee*
2. Oregon State
3. Arkansas*
4. Oklahoma State
5. Miami
6. Virginia Tech
7. Southern Miss
8. UCLA
9. Virginia
10. Louisville
11. Stanford
12. Texas Tech*
13. UConn
14. Notre Dame
15. Gonzaga
16. Georgia
17. Maryland
18. **AUBURN**
19. LSU*
20. Texas
21. Texas A&M*
22. Texas State
23. Vanderbilt*
24. Georgia Tech
25. Florida State

NCBWA

May 2

1. Tennessee*
2. Oregon State
3. Oklahoma State
4. Arkansas*
5. Southern Miss
5. Virginia Tech
7. Miami
8. UCLA
9. Texas Tech*
10. UConn
11. Gonzaga
12. Stanford
13. Virginia
14. Louisville
15. Maryland
16. Notre Dame
17. Georgia
18. Texas
19. LSU*
20. Texas State
21. Texas A&M*
22. **AUBURN**
23. Florida State
24. Oregon
25. UC Santa Barbara

PERFECT GAME

May 2

1. Tennessee*
2. Oregon State
3. Virginia Tech*
4. Oklahoma State
5. Arkansas*
6. Miami
7. UConn
8. Southern Miss
9. UCLA
10. Florida State
11. Louisville
12. Gonzaga
13. Notre Dame
14. LSU*
15. Texas Tech*
16. Texas A&M*
17. Oregon
18. Virginia
19. **AUBURN**
20. Texas
21. TCU
22. Stanford
23. UC Santa Barbara
24. Grand Canyon
25. Georgia

COLLEGIATE BASEBALL

May 2

1. Tennessee*
2. Arkansas*
3. Oregon State
4. Oklahoma State
5. Louisville
6. UCLA
7. Arizona
8. Virginia Tech
9. Miami
10. UC Santa Barbara
11. UConn
12. Stanford
13. Texas A&M*
14. Vanderbilt*
15. Texas State
16. Southern Miss
17. Notre Dame
18. Virginia
19. **AUBURN**
20. Ball State
21. Rutgers
22. Maryland
23. LSU*
24. Georgia
25. Oregon

AUBURN IN THE POLLS

BA D1 CB NC PG USA

Pre.	NR	NR	NR	NR	NR	NR
2/21	NR	NR	NR	NR	NR	NR
2/28	NR	NR	NR	NR	NR	NR
3/7	NR	NR	NR	NR	NR	NR
3/14	NR	NR	NR	NR	NR	NR
3/21	NR	NR	NR	NR	NR	NR

BA D1 CB NC PG USA

3/28	NR	NR	NR	NR	NR	NR
4/4	25	NR	18	NR	NR	NR
4/11	17	17	14	23	19	22
4/18	23	19	21	25	25	22
4/25	21	19	17	19	19	21
5/2	21	19	19	22	19	18

SCOUTING THE RAZORBACKS

- Arkansas enters the weekend with a 34-11 overall record and 14-7 mark in SEC play, good for first in the SEC West and second in the league standings overall.
- The Razorbacks have won 15 of their last 17 SEC series.
- Offensively, the team is hitting .277 overall and .254 in league play, led by Michael Turner's .323 overall average and .326 clip in conference games.
- On the mound, the Razorbacks rank sixth in the country and third in the league with a 3.33 ERA, including a 3.47 ERA in SEC games.
- Defensively, Arkansas is second in the country in fielding percentage (.985) and leads the league in double plays.

SEC SUCCESS STARTED A SEASON AGO

- Auburn is 19-14 in league games dating back to the final four series of 2021.
- The Tigers are 9-4 in their last 13 SEC games at Plainsman Park dating back to the series finale vs. LSU in 2021.
- After going 5-16 in its first seven SEC series a season ago, Auburn's 12-9 start to SEC play is the team's best since sitting at 14-7 through 21 games in 2017.

HOME SWEET HOME

- Auburn is 19-7 in home games this season, including 6-3 in league games at Plainsman Park, and has won seven straight games at home.
- The 19 home wins are already four more than last year.
- The Tigers are outscoring opponents 217-115 while hitting .317 with a 3.52 ERA in 26 home games.

COMING IN HOT

- Auburn enters the weekend winners of 8 of its last 10 and 13 of its last 18 games dating back to the series finale at LSU on Apr. 2.
- The Tigers 13-5 record since that time is the second best in the league, trailing Tennessee (15-3).

AUBURN IN THE RANKINGS

- Auburn is ranked in all six major polls for the fourth straight week, checking in as high as No. 18 (Coaches Poll) and as low as No. 22 (NCBWA).

RANKED FOES

- Auburn is 7-6 against ranked opponents this season.
- All 13 games have come against opponents ranked in the top 12, and Arkansas represents the Tigers third opponent ranked in the top three at the time of competition.

ONE-RUN AFFAIRS

- After going 6-11 in one-run games last year, Auburn has already surpassed its one-run win total from a season ago, going 8-4 in one-run games this season with its most recent win coming against Alabama State on Apr. 19.

COMEBACK KIDS

- Auburn's win in the middle game at Tennessee marked the team's 16th win in a game in which the team has trailed this season, including the fourth win when trailing or tied after eight.
- The six-run comeback win against South Alabama on Mar. 22 was the team's largest since coming back from a seven-run deficit against Florida A&M on Feb. 22, 2017.

BOBBY BARRELS

- Since being inserted into the starting lineup in the middle game at LSU, Bobby Peirce is second on the team with a .319 average, four home runs and 14 RBI and is tied for third with six multi-hit games.
- Peirce has hit a pair of game-winning homers the last two SEC series - a solo homer in the 7th inning of the series opener against South Carolina and a three-run homer with two strikes and two outs in the 9th inning of the middle game at Tennessee.
- He has homered in back-to-back games and three times in the last seven contests.

THUNDER AND LIGHTNING

- Sonny DiChiara and Blake Rambusch have combined for 125 hits (.393 average) and 80 runs in their first 45 games at Auburn.
- The duo ranks first and fifth in the league in hitting overall (.436 and .362, respectively) and first and fourth in hitting in league play (.406 and .375, respectively).

DICHIARA STAYS DIALED IN

- A Golden Spikes Award Midseason Watch List honoree and D1 Baseball Midseason First Team All-American, DiChiara leads the country in on-base percentage average (.436) and on-base percentage (.597) and is third in slugging (.842).
- DiChiara has reached base in all 41 games this season, totaling 114 times via a hit, walk or hit-by-pitch, and in 43 straight dating back to the end of last season.
- He has reached multiple times in 37 games this year, including 19 of 21 in SEC play and has reached at least three times on 25 occasions.

TAKE A WALK

- With 11 games remaining in the regular season, DiChiara is ninth in single-season history with 50 walks.
- Frank Thomas holds the Auburn record with 73 walks drawn in 1989.
- He leads the country in walks per game (1.22), ranks second in walks overall, and has walked 17 times, including six times intentionally, in the last 10 games.

RAMBUSCH RAKES

- Rambusch, who ranked 11th in the NJCAA with a .444 average a season ago, leads the SEC with 67 hits and is tied for the league lead with 33 hits in conference play.
- Rambusch has a hit in 37 games this season and leads the team with 21 multi-hit games.
- The redshirt junior has reached base in 101 of the last 103 games dating back to the final 13 games of his freshman season at Grayson.
- He snapped a 42-game on-base streak in Sunday's series finale in Knoxville and entered the season riding a 58-game on-base streak.

NATE THE GREAT BEHIND THE PLATE

- Junior catcher Nate LaRue has started in 18 straight SEC games behind the plate, ranking third on the team with four homers and 14 RBI in league games.
- LaRue collected three game-winning hits in four games played from Apr. 19-24.
- He also got Auburn's four-run ninth inning in the middle game at Tennessee started with a leadoff single, ultimately going 4-for-9 with a double in the series.
- Behind the plate, LaRue has thrown out six of nine would-be base stealers.

GIVE IT TO 'EM, GONZO

- After turning in 7.0 scoreless innings vs. South Carolina on Apr. 24, Joseph Gonzalez had turned in four straight quality starts in SEC play, becoming the first Auburn pitcher to do so since Casey Mize in 2018.
- He also became the first Auburn pitcher to win four straight SEC starts since Keegan Thompson did so in 2015.
- Gonzalez ranks fifth in the league with a 2.30 ERA and is ninth with a 2.65 ERA in conference play.
- The sophomore righty is 3-0 with a 1.35 ERA in five home starts this season, including 2-0 with a 0.56 ERA in home SEC games.

CLOSING TIME

- Blake Burkhalter and Carson Skipper went 2-0 with three saves and didn't allow a run with no walks and 18 strikeouts in a combined eight appearances from Apr. 19-24.
- The duo is a combined 8-2 with a 3.52 ERA and 85 strikeouts to 13 walks in 60.0 innings and 38 appearances.
- Burkhalter leads the SEC and is fourth in the NCAA with 11 saves this season, tied for the sixth most in program history.
- He became the first Auburn pitcher in program history and first pitcher from the SEC since 2017 to record three saves in a series.

NCAA ACTIVE RANKS

- DiChiara leads Auburn with 13 homers this season and is third among active players with 54 career home runs.
- Fellow Samford transfer Brooks Carlson is seventh among active players with 271 career hits. He also ranks top 10 in runs (175) and total bases (417) and is 12th in doubles (54) and 14th in RBI (163).

POSTSEASON PROJECTION

- Auburn enters the weekend No. 4 in the RPI with remaining series against No. 29, No. 49 and No. 75.
- The Tigers were projected by D1 Baseball as the No. 6 national seed in the latest postseason projections released Wednesday.
- Auburn has hosted four NCAA Regionals with its latest coming in 2010.

LIKE FATHER, LIKE SON

- Senior infielder Brody Moore is the son of former Auburn and All-SEC shortstop Brandon Moore (1991-94).
- After wearing No. 19 and playing second base/utility in his first three seasons on the Plains, Brody has a new number and position in 2022 - No. 4 and shortstop - just like his dad.
- Brandon hit .332 in four years and 242 games in an Auburn uniform. Brody, who collected his 100th career hit against Middle Tennessee, is a .292 hitter in parts of four seasons and 123 games, including 111 starts.

WANTED FOR ROBBERY

- Auburn has robbed a pair of two-run homers in its last weeks games, one from Mike Bello vs. South Carolina and one from Kason Howell at Jacksonville State.
- Bello's robbery preserved a 2-0 lead in the series finale against the Gamecocks while Howell kept the game scoreless in the third and appeared as the No. 2 play on SportsCenter's Top 10 for his catch.

200-WIN PLATEAU

- Head coach Butch Thompson won his 200th game in an Auburn uniform in a 5-1 win in the series opener against Vanderbilt on Apr. 8.
- Thompson is Auburn's third coach to amass 200 wins, joining Baird (634) and Nix (515).

CELEBRATING SILVER

- Auburn is celebrating the 25-year anniversary of the 1997 team's run to the College World Series this season.
- The Tigers welcomed back members of the team to Plainsman Park for alumni weekend and a pregame recognition last weekend.

AUBURN IN THE NATIONAL AND SEC RANKINGS			
(as of May 4)			
TEAM	TOTAL	NCAA	SEC
Sacrifice flies	26	13	2
Fielding percentage	.979	16	6
Shutouts	4	18	3
Double plays	37	21	3
K/9.0 IP	10.3	25	8
21 TRACE BRIGHT	TOTAL	NCAA	SEC
Starts	11	18	1
40 B. BURKHALTER	TOTAL	NCAA	SEC
Saves	11	4	1
17 SONNY DICHIARA	TOTAL	NCAA	SEC
AVG	.436	1	1
OBP	.597	1	1
BB/game	1.22	1	1
Walks	50	2	1
SLG	.842	3	1
45 JOSEPH GONZALEZ	TOTAL	NCAA	SEC
BB/9.0 IP	1.32	19	3

THE LAST TIME...

BATTING SUPERLATIVES

5 hits in a game Anfernee Grier at Kennesaw St. [5-for-6] (4/12/16)
 6 hits in a game Tyler Johnstone vs. Elon [6-for-7, 2B, 3B] (2/25/05)

Reached base 6 times Bryson Ware vs. Alabama A&M [3-5, 3 BB] (2/24/21)

4 runs in a game
 5 runs in a game **Mike Bello at Texas A&M (3/27/22)**
 6 runs in a game Rankin Woley vs. #18 Boston College (3/6/21)
 Bryson Ware vs. Alabama A&M (2/24/21)

10-game hitting streak Rankin Woley, 12 games (2/28-3/21/21)
15-game hitting streak **Blake Rambusch, 17 games (3/5-4/1/22)**
 20-game hitting streak A. Grier, 22 games, (5/31/15-3/22/16)
 25-game hitting streak Justin Fradejas, 27 games (3/23-5/7/10)
 30-game hitting streak Casey Dunn, 31 games (2/22 [G1]-4/15/97)

3 doubles in a game Ryan Bliss vs. LSU (5/6/21)
 4 doubles in a game Ken Dempsey vs. Georgia (1971)

2 triples in a game Jay Gonzalez vs. Alabama State (2/28/12)
 3 triples in a game never

2 home runs in one game **Sonny DiChiara vs. #12 Vanderbilt (4/10/22)**
 3 home runs in one game Tony Caldwell at Kentucky (4/9/11)

7 RBI in a game Brody Moore vs. Alabama A&M (2/24/21)
 8 RBI in a game Justin Bryant at Georgia (3/19/10)
 9 RBI in a game Hunter Morris at Georgia (3/21/10)
 10 RBI in a game Bob Berry vs. Huntington (4/15/82)

Grand slam home run **Ryan Dyal vs. Rhode Island (3/6/22)**
 Inside-the-park home run Kason Howell at Alabama (4/15/21)
 HR to begin game Ryan Bliss vs. #11 Ole Miss (5/25/21)
 Two HR in one inning Dan Glevenyak at Jacksonville State (8th) (5/7/13)
 HR in consecutive at-bats Steven Williams vs. Texas A&M (5/15/21)
 HR in three consecutive at-bats Edouard Julien vs. Alabama A&M/at UCF (2/20-22/19)
HR in consecutive games **Bobby Peirce at #1 Tennessee (4/29-5/1/22)**
HR in three consecutive games **Sonny DiChiara vs. Troy & Yale (2/23-26/22)**
 HR in three consecutive SEC games Trent Mummy (4/17-23/10)
 HR in four consecutive games Joseph Sanders (5/10-15/08)
 HR in four consecutive SEC games Mike Bianucci (5/2-9/08)
 HR in five consecutive games Tim Lemons (4/6-10/85)
Walk-off HR **Kason Howell vs. Yale (G1 - 2/26/22)**
 Pinch-hit HR Cam Hill vs. Kentucky (3/26/21)
 Pinch-hit grand slam Edouard Julien vs. BYU (G1 - 3/3/18)
 HR in first at-bat of season Steven Williams vs. Longwood (2/17/18)
 HR in both games of DH Dylan Ingram at #7 Mississippi St. (4/29/17)

Hit for the cycle Judd Ward [3B, 1B, HR, 2B] vs. Illinois-Chicago (G1 - 2/15/20)

Hit from both sides of plate in same inning Damon Haecker [5th inn.] vs. Jacksonville St. (3/15/17)
Two hits in same inning **Cam Hill [2B, 1B] vs. Rhode Island [1st] (G2 - 3/5/22)**

Stole home **Josh Hall vs. Kansas State (2/20/22)**
Stole two bases in a game **Blake Rambusch vs. Rhode Island (G1 - 3/5/22)**
 Stole three bases in a game Anfernee Grier vs. Southern (2/26/16)

Hit by a pitch 2 times in a game **Ryan Dyal vs. UAB (3/2/22)**
 Hit by a pitch 3+ times in a game Dan Glevenyak at Alabama (4) (4/11/14)

Scored 20 or more runs 20 vs. Wright State (2/29/20)
 Scored 25 or more runs 25 vs. Longwood (2/17/18)
 Scored 30 or more runs 33 vs. Alabama A&M (2/24/21)

Scored 5 runs in an Inning **5, at Jacksonville State (5th) (4/26/22)**
Scored 6 runs in an Inning **6, vs. Kennesaw State (3rd) (4/20/22)**
Scored 7 runs in an Inning **7, vs. South Alabama (4th) (3/22/22)**
 Scored 8 runs in an Inning 8, at UAB (5th) (3/19/19)
Scored 9 runs in an Inning **9, vs. Rhode Island (1st) (G1 - 3/5/22)**
 Scored 10+ runs in an Inning 14, vs. Alabama A&M (4th) (2/24/21)
 Recorded 10+ hits in an Inning 11, vs. Furman (5th) (2/12/00)
 Scored in every inning vs. Coppin State (3/18/14)

Recorded 15-19 hits **15, vs. Kennesaw State (4/20/22)**
 Recorded 20 or more hits 27, vs. Alabama A&M (2/24/21)

Hit 3 or more home runs in an inning 3, vs. Northeastern (6th) (G1 - 3/10/18)
Hit 3 or more home runs in a game **3, vs. South Carolina (4/22/22)**
 Hit 5 or more home runs in a game 6, vs. Texas A&M (5/15/21)
 Hit 7 or more home runs in a game 7, vs. Mississippi State (5/8/10)
 Hit back-to-back home runs R. Woley & S. Williams vs. Samford (3rd) (4/20/21)
 Hit back-to-back-to-back home runs R. Bliss, T. Miller & R. Woley vs. Texas A&M (1st) (5/15/21)

Had 5 doubles **5, vs. Yale (2/25/22)**
 Had 6 doubles 6, vs. Jacksonville State (4/21/21)
 Had 7 doubles 7, vs. Chicago State (3/8/20)
 Had 8 doubles 8, vs. BYU (G1 - 3/3/18)
 Had 9+ doubles 11, vs. Alabama A&M (2/24/21)

Stole 5 bases in a game 5, vs. Bethune-Cookman (5/6/14)
 Stole 6 bases in a game 6, vs. #21 Tennessee (3/17/19)
 Stole 7 bases in a game 7, vs. Presbyterian (5/8/12)
 Stole 8 bases in a game 8, vs. Alcorn State (2/22/12)

Walked 10+ times **12, vs. #1 Ole Miss (3/18/22)**
 Did not strike out in a game vs. Belmont (3/11/12)

PITCHING SUPERLATIVES

INDIVIDUAL
 Nine-inning no-hitter Casey Mize vs. Northeastern (3/9/18)
 Nine-inning no-hitter (combined) Mike Mueller [2.0], Lee Carter [1.0], Brandon Channell [1.0], Reid Price [1.0], Andrew Skinner [1.0], Arnold Hughey [1.0], Ken Clayton [1.0], Cory Duettt [0.2], Sean Jones [0.1] vs. UAB (3/19/02)

Seven-inning no-hitter Jason Johnson vs. LaGrange College (4/30/91)

Nine-inning perfect game Eric Brandon vs. Murray State (3/2/02)
 Seven-inning perfect game Jason Johnson vs. LaGrange College (4/30/91)

Nine-inning one-hitter (individual) Keegan Thompson vs. Presbyterian (3/1/14)
 Nine-inning one-hitter (combined) Tanner Burns [7.0], Cody Greenhill [2.0] vs. Chicago State (3/6/20)

Five-inning one-hitter Kevin Davis [3.2], Jacob Milliman [1.1], vs. Radford (2/22/15)

Nine-inning two-hitter Tanner Burns [9.0] vs. Cincinnati (3/1/19)

Complete game **Joseph Gonzalez vs. #12 Vanderbilt (4/10/22)**
 Complete game shutout Jack Owen vs. UTSA (3/9/19)
 Consecutive complete games K. Thompson vs. Arkansas & LSU (4/4 & 4/11/15)

Struck out 10 batters 10 by Tanner Burns vs. Chicago State (3/6/20)
Struck out 11 batters **11 by Jordan Armstrong vs. Yale (2/25/22)**
 Struck out 12 batters 12 by Casey Mize at Kentucky (3/23/18)
 Struck out 13 batters 13 by Casey Mize vs. Texas A&M (3/16/18)
 Struck out 15 batters 15 by Tanner Burns vs. Cincinnati (3/1/19)

TEAM
Struck out 15+ batters **15, Barnett [5], Copeland [1], Allsup [3], Swilling [6] at Jacksonville State (4/26/22)**
 Struck out 20+ batters 20, Fuller [4], Watson [4], Anderson [3], Greenhill [4], Skipper [3], Wade [2] vs. #9 Arkansas (4/5/19)
 vs. Ga State, at Missouri (4/5-7/16)
2-0 vs. South Carolina (4/24/22)
16-0 / 12-0 [7] vs. Rhode Island (3/5/22)
 Three straight shutouts 2-0 vs. UT Martin / 6-0 vs. UTSA / 5-0 vs. UTSA (3/6-9/19)
Shut out an SEC opponent **2-0 vs. South Carolina (4/24/22)**
 Shut out an SEC opponent on the road 3-0 at Missouri (5/21/21)
 Consecutive SEC shutouts 5-0 and 4-0 at Miss. State (3/27-28/15)
 Consecutive SEC shutouts on the road 5-0 and 4-0 at Miss. State (3/27-28/15)
Was shut out **3-0 vs. Oklahoma (2/18/22)**
 Was held to one hit vs. #24 Missouri (4/1/18)
 Was no hit vs. #13 Arkansas (5/25/17)

FIELDING SUPERLATIVES
2 errors in a game **Jake Wyandt vs. #1 Ole Miss (3/17/22)**
 3 errors in a game Luke Jarvis vs. Presbyterian (3/11/07)
 4 errors in a game Brett Burnham at Alabama (4/5/00)

3 double plays turned in a game **vs. South Carolina (4/23/22)**
 4 double plays turned in a game at #1 Arkansas (4/3/21)
 5 double plays turned in a game never

Triple play (Auburn) vs. Memphis (5/22/78)
 Triple play (Opponent) at Florida [4th] (3/15/08)

Threw a runner out at HP to end game **Bryson Ware at Mississippi State (4/17/22)**

MISC. SUPERLATIVES
 Won 10 or more consecutive games 15 (2/24-3/22/19)
 Won 15 or more consecutive games 15 (2/24-3/22/19)
 Won 8 or more consecutive SEC games 9 (4/1-21/95)
 Lost 5 or more consecutive games 5 (4/2-11/21)

Home winning streak 21 (1964-66)
 Road winning streak 14 (1967/1995)
 Season-opening winning streak 17 (2/7-3/5/97)

Extra-innings victory **6-5, vs. Alabama State [10 inn] (4/19/22)**
Extra-innings loss **4-5, at Texas A&M [11 inn] (3/26/22)**

Swept a 3-game series vs. Presbyterian (2/19-21/21)
 Swept a road series at Alabama (4/20-21/18)
 Swept a road SEC series at Alabama (4/20-21/18)
Swept a SEC series **vs. South Carolina (4/22-24/22)**
Swept a 4-game series **Rhode Island (3/4-6/22)**
Swept a doubleheader **Rhode Island (3/5/22)**

Allowed 3 runs or fewer in a three-game series 2, vs. Chicago State (3/6-8/20)
Allowed 3 runs or fewer in a four-game series **3, vs. Rhode Island (3/4-6/22)**
 Allowed 3 runs or fewer in a SEC series 3, vs. Miss. State (3/27-29/15)
 Allowed 4 runs or fewer in a series 3, vs. UTSA (3/8-9/19)
 Allowed 4 runs or fewer in a SEC series 4, vs. Georgia (4/23-25/15)
 Allowed 3 runs or fewer in a road series 3, vs. Miss. State (3/27-29/15)
 Allowed 3 runs or fewer in a SEC road series 3, vs. Miss. State (3/27-29/15)

Overcome a deficit of 7+ runs 7 runs, [7-0, 12-8] vs. Florida A&M (2/22/17)

Won a 1-0 game vs. Mercer (5/30/15) [NCAA Regional]
 Lost a 1-0 game vs. Ohio State (2/15/14)

Walk-off win **vs. Alabama State [10 inn.] (4/19/22)**
Walk-off loss **at Mississippi State [9 inn.] (4/14/22)**

27 • BOBBY PEIRCE OF

6-2 • 181 • R-JR • Scottsdale, Ariz. • S. Mountain
 • Is 4th on the team with a .288 AVG in SEC play
 • Hit a game-winning 3R HR in 9th at Tennessee (4/30)
 • Hit a go-ahead HR in the 7th inning vs. USC (4/22)
 • Matched a season and career best with three hits in game three at MSU (4/16)
 • Made his 1st start at LSU on Apr. 1 and is third on the team with a .339 avg and five multi-hit games since

CAREER STATISTICS

YEAR	AVG	GP-GS	AB	R	H	2B	3B	HR	RBI	SB-A
2019*	.315	56-/	203	34	64	8	4	8	27	7-9
2020*	.273	3/-	11	3	3	1	0	0	2	0-0
2021	.200	8/2	15	3	3	1	0	0	4	0-0
2022	.316	28-18	79	13	25	2	3	4	16	2-3
AU	.298	36-20	94	16	28	3	3	4	20	2-3
TOTAL	.308	95-20	308	53	95	12	7	12	49	9-12

SEASON HIGHS

AB: 5, three times
 R: 2, vs. Alabama St. (4/19)
 H: 3, two times
 2B: 1, two times
 HR: 1, four times
 RBI: 3, two times

CAREER HIGHS

5, 13 times
 3, vs. Alabama AGM (2/24/21)
 3, six times
 1, 12 times
 1, 12 times
 4, vs. Paradise Valley (2/26/19)

1 • BLAKE RAMBUSCH IF

5-9 • 175 • R-JR • Austin, Texas • Grayson
 • Matched a season high with four hits vs. USC (4/24)
 • Leads the league in hits overall (67) and in SEC play (33)
 • Has reached base in 101 of the last 103 games dating back to the final 13 games of 2019
 • Rated by D1 Baseball as the No. 9 third baseman

CAREER STATISTICS

YEAR	AVG	GP-GS	AB	R	H	2B	3B	HR	RBI	SB-A
2019*	.333	55-/	174	52	58	14	2	4	46	4-4
2021*	.444	45-/	160	60	71	16	3	3	40	33-34
2022	.362	45-45	185	40	67	9	1	3	32	13-18
TOTAL	.378	145-45	519	152	196	39	6	10	118	49-55

SEASON HIGHS

AB: 6, two times
 R: 4, vs. Kansas State (2/20)
 H: 4, two times
 2B: 2, vs. Ole Miss (3/18)
 HR: 1, three times
 RBI: 4, vs. Ole Miss (3/18)

CAREER HIGHS

7, at McLennan (3/18/21)
 4, four times
 4, six times
 3, vs. W. OK State (3/6/21)
 1, 10 times
 4, three times

8 • BRYSON WARE OF

6-2 • 193 • JR • Madison, Miss. • Pearl River
 • Threw out the tying run at the plate to end the game in the series finale at MSU (4/16)
 • Is the first AU player with multiple 6+ RBI games in the same season since Tony Caldwell in 2011

CAREER STATISTICS

YEAR	AVG	GP-GS	AB	R	H	2B	3B	HR	RBI	SB-A
2020*	.321	16-/	53	14	17	3	3	5	17	4-5
2021	.254	43-37	138	36	35	6	1	6	26	4-5
2022	.238	39-22	84	21	20	8	1	1	19	4-4
AU	.248	82-59	222	57	55	14	2	7	45	8-9
TOTAL	.262	98-59	275	71	72	17	5	12	62	12-14

SEASON HIGHS

AB: 5, three times
 R: 3, vs. UAB (3/2)
 H: 3, two times
 2B: 2, vs. UAB (3/2)
 HR: 1, vs. Troy (2/23)
 RBI: 6, two times

CAREER HIGHS

5, seven times
 6, vs. AAMU (2/24/21)
 3, six times
 2, vs. UAB (3/2/22)
 1, 12 times
 6, two times

50 • JAKE WYANDT C

5-11 • 185 • GR • Laurel, Md. • Presbyterian
 • Named to the Buster Posey Award Watch List
 • Is a candidate for the Senior CLASS Award

CAREER STATISTICS

YEAR	AVG	GP-GS	AB	R	H	2B	3B	HR	RBI	SB-A
2018*	.208	30-/	53	22	11	2	0	2	14	11-14
2019*	.253	40-/	91	29	23	4	1	1	12	17-18
2020*	.133	10-7	15	0	2	0	0	0	0	0-0
2021*	.228	41-39	123	21	28	6	1	3	16	3-8
2022	.237	19-13	38	8	9	1	0	1	12	1-1
TOTAL	.228	139-59	320	80	73	13	2	7	54	32-41

SEASON HIGHS

AB: 4, two times
 R: 3, vs. UAB (3/2)
 H: 2, two times
 2B: 1, vs. Tennessee Tech (3/9)
 HR: 1, vs. Rhode Island (3/6)
 RBI: 4, vs. Rhode Island (3/6)

CAREER HIGHS

5, three times
 3, vs. UAB (3/2/22)
 3, at Auburn (2/20/21)
 2, at ECU (2/27/21 - G2)
 1, seven times
 4, vs. Rhode Island (3/6/22)

PITCHER PROFILES

46 • CHASE ALLSUP RHP

6-1 • 220 • FR • Dothan, Ala. • Dothan
 • Logged 1.1 IP in middle game at Tennessee (4/30)
 • Pitched a season-high 2.2 IP w/ 3 K at Jax State (4/26)
 • Bridged the gap to Skipper/Burkhalter vs. USC (4/22)
 • Struck out a season-high five in 2.0 IP vs. Samford (4/12)
 • Earned his first save in 2.1 IP at UAB (4/5)
 • Struck out the side in his AU debut vs. K-State (2/20)

CAREER STATISTICS

YEAR	ERA	W-L	G/S	IP	H	R	ER	BB	K	BAA
2022	2.41	1-0	14/0	18.2	14	9	5	11	26	.206

SEASON HIGHS

IP: 2.2, at Jax State (4/26)
 H: 3, vs. MTSU (3/13)
 R: 4, vs. Ole Miss (3/18)
 ER: 2, vs. Ole Miss (3/18)
 K: 5, vs. Samford (4/12)
 BB: 2, three times
 PC: 49, vs. Ole Miss (3/18)

CAREER HIGHS

2.2, at Jax State (4/26/22)
 3, vs. MTSU (3/13/22)
 4, vs. Ole Miss (3/18/22)
 2, vs. Ole Miss (3/18/22)
 5, vs. Samford (4/12/22)
 2, three times
 49, vs. Ole Miss (3/18/22)

41 • J. ARMSTRONG RHP

5-11 • 200 • FR • Marietta, Ga. • Harrison

CAREER STATISTICS

YEAR	ERA	W-L	G/S	IP	H	R	ER	BB	K	BAA
2022	3.00	0-0	10/0	6.0	6	6	2	6	8	.273

SEASON HIGHS

IP: 1.1, vs. Jax State (3/29)
 H: 2, vs. Ole Miss (3/17)
 R: 3, two times
 ER: 2, vs. Ole Miss (3/17)
 K: 2, two times
 BB: 2, two times
 PC: 19, vs. Ole Miss (3/18)

CAREER HIGHS

1.1, vs. Jax State (3/29/22)
 2, vs. Ole Miss (3/17/22)
 3, two times
 2, vs. Ole Miss (3/17/22)
 2, two times
 2, two times
 19, vs. Ole Miss (3/17/22)

52 • J. ARMSTRONG RHP

6-2 • 184 • SR • McDonough, Ga. • Chatt Valley

• Struck out six of eight batters faced vs. Samford (4/12)
 • Earned the win in 2.1 IP in relief at UAB (4/5)
 • Pitched 3.0 scoreless in relief and earned the win in the series opener at AGM (3/25)

CAREER STATISTICS

YEAR	ERA	W-L	G/S	IP	H	R	ER	BB	K	BAA
2019*	3.19	8-4	17/13	79.0	70	38	28	29	77	.222
2020*	2.57	2-2	6/6	35.0	34	15	10	4	41	.245
2021*	1.65	11-0	13/13	71.0	48	23	13	15	79	.179
2022	5.33	3-1	12/4	25.1	31	17	15	13	38	.295
TOTAL	2.82	25-7	48/36	210.1	183	93	66	61	235	---

SEASON HIGHS

IP: 5.1, vs. Yale (2/25)
 H: 4, five times
 R: 4, two times
 ER: 4, vs. MTSU (3/11)
 K: 11, vs. Yale (2/25)
 BB: 4, vs. Alabama St. (4/19)
 PC: 73, vs. Yale (2/25)

CAREER HIGHS

8.0, at Coastal Ala-Monroeville (5/8/21)
 11, at Coastal Ala-Bay Minette (3/30/19)
 6, three times
 5, vs. Gordon State (2/2/19)
 11, vs. Yale (2/25/22)
 4, three times
 73, vs. Yale (2/25/22)

18 • MASON BARNETT RHP

6-0 • 218 • JR • Cartersville, Ga. • Cartersville

• Is 2-1 with a 4.40 ERA in eight starts this season
 • Posted a 3.38 ERA in five relief appearances
 • Allowed 1 R on 3 H and matched a season high with 8 K to 0 BB in 5.0 IP vs. KSU (4/19)
 • His last appearance on the weekend came at LSU (4/1)

CAREER STATISTICS

YEAR	ERA	W-L	G/S	IP	H	R	ER	BB	K	BAA
2020	3.52	0-0	6/0	7.2	5	4	3	3	16	.192
2021	5.40	2-4	16/6	40.0	39	28	24	21	43	.265
2022	4.19	2-1	13/8	38.2	37	19	18	18	50	.253
TOTAL	4.69	4-5	35/14	86.1	81	51	45	42	109	.254

SEASON HIGHS

IP: 5.0, three times
 H: 6, two times
 R: 5, vs. Ole Miss (3/17)
 ER: 5, vs. Ole Miss (3/17)
 K: 8, two times
 BB: 3, two times
 PC: 88, vs. Tennessee Tech (3/9)

CAREER HIGHS

7.0, vs. Little Rock (3/13/21)
 6, three times
 6, at Ole Miss (3/20/21)
 5, two times
 9, vs. Little Rock (3/13/21)
 5, at Arkansas (4/3/21)
 91, vs. Little Rock (3/13/21)

34 • BEN BOSSE RHP

6-1 • 194 • FR • Brenham, Texas • Brenham
 • Struck out the side in his AU debut vs. Yale (2/25)
 • Has made just one appearance since Mar. 13

CAREER STATISTICS

YEAR	ERA	W-L	G/S	IP	H	R	ER	BB	K	BAA
2022	3.86	0-0	7/0	4.2	4	3	2	2	6	.235

SEASON HIGHS

IP: 1.0, three times
 H: 2, two times
 R: 1, three times
 ER: 1, two times
 K: 3, vs. Yale (2/25)
 BB: 1, two times
 PC: 18, vs. Yale (2/25)

CAREER HIGHS

1.0, three times
 2, two times
 1, three times
 1, two times
 3, vs. Yale (2/25/22)
 1, two times
 18, vs. Yale (2/25/22)

21 • TRACE BRIGHT RHP

6-4 • 199 • JR • Montgomery, Ala. • Trinity

• Is the only pitcher to start all 11 weekends this season
 • Turned in three straight quality starts from 2/26-3/13
 • Pitched 5.2 IP with 8 K in middle game at UT (4/30)
 • Pitched 5.2 scoreless before 3R HR vs. SC (4/23)
 • Rated by D1 Baseball as the No. 95 starting pitcher

CAREER STATISTICS

YEAR	ERA	W-L	G/S	IP	H	R	ER	BB	K	BAA
2020	8.38	1-1	3/3	9.2	10	9	9	7	12	.278
2021	6.98	4-4	19/11	49.0	53	42	38	18	43	.276
2022	4.29	2-4	11/11	56.2	51	32	27	25	63	.239
TOTAL	5.77	7-9	33/25	115.1	114	83	74	50	118	.259

SEASON HIGHS

IP: 6.0, three times
 H: 7, at MSU (4/15)
 R: 6, two times
 ER: 6, vs. Vandy (4/9)
 K: 8, three times
 BB: 4, at LSU (4/1)
 PC: 108, at MSU (4/15)

CAREER HIGHS

6.0, four times
 7, at MSU (4/15/22)
 7, at Ole Miss (3/21/21)
 7, at Ole Miss (3/21/21)
 8, three times
 4, at LSU (4/1/22)
 108, at MSU (4/15/22)

40 • B. BURKHALTER RHP

6-0 • 204 • JR • Dothan, Ala. • Northview

• Went 1-0 w/ 3 saves, 12 K in 4 app from 4/19-24
 • Leads the SEC and ranks 4th in NCAA with 11 saves
 • Became the first pitcher in program history and first pitcher in SEC since 2017 with 3 saves in a weekend
 • Earned a save or a win in 15 of his first 21 appearances
 • Named to the NCBWA Stopper of the Year Midseason watch list and rated by D1 Baseball as the No. 27 RP

CAREER STATISTICS

YEAR	ERA	W-L	G/S	IP	H	R	ER	BB	K	BAA
2020	2.08	0-0	4/0	4.1	6	1	1	3	3	.462
2021	1.71	1-0	17/0	21.0	14	5	4	16	30	.182
2022	3.45	4-1	21/0	31.1	19	14	12	7	48	.171
TOTAL	2.70	5-1	42/0	56.2	39	20	17	26	81	.194

SEASON HIGHS

IP: 2.2, two times
 H: 5, vs. Ole Miss (3/19)
 R: 5, vs. Ole Miss (3/19)
 ER: 5, vs. Ole Miss (3/19)
 K: 5, vs. Alabama St. (4/19)
 BB: 4, at MSU (4/14)
 PC: 50, vs. S. Alabama (3/22)

54 • K. COPELAND LHP

6-2 • 178 • SO • Mobile, Ala. • Pensacola State

- Recorded the final six outs and earned his first SEC win at Tennessee (4/30)
- Earned his second win in 1.1 IP at Jax State (4/26)
- Pitched 4.0 scoreless with 8 K and earned his first win in an Auburn uniform vs. KSU (4/20)

CAREER STATISTICS

YEAR	ERA	W-L	G/S	IP	H	R	ER	BB	K	BAA
2021*	1.74	7-1	12/8	57.0	43	14	11	16	81	.211
2022	2.61	3-0	6/2	10.1	13	4	3	4	13	.325
TOTAL	1.87	10-1	18/10	67.1	56	18	14	20	94	---

SEASON HIGHS

IP: 4.0, vs. Kennesaw St. (4/20)
 H: 5, vs. Alabama State (3/1)
 R: 2, at Jax State (4/26)
 ER: 2, at Jax State (4/26)
 K: 8, vs. Kennesaw St. (4/20)
 BB: 2, vs. Alabama State (3/1)
 PC: 68, vs. Kennesaw St. (4/20)

CAREER HIGHS

IP: 7.0, two times
 H: 11, at Chipola (3/20/21)
 R: 4, two times
 ER: 4, vs. Miami-Dade (5/6/21)
 K: 12, at NW FL State (4/30/21)
 BB: 2, seven times
 PC: 68, vs. Kennesaw St. (4/20/22)

57 • TYLER DRABICK RHP

6-2 • 193 • GR • Canton, Ohio • Lipscomb

- Struck out a pair in a scoreless inning vs. Ole Miss (3/18)
- Earned the win and matched a career best with five strikeouts in his Auburn debut vs. Alabama State (3/1)

CAREER STATISTICS

YEAR	ERA	W-L	G/S	IP	H	R	ER	BB	K	BAA
2018*	3.52	0-0	11/1	15.1	12	7	6	6	14	.203
2019*	3.73	1-0	14/0	31.1	20	20	13	15	29	.163
2020*	11.57	0-1	5/0	4.2	10	6	6	2	3	.435
2021*	2.81	1-0	23/0	32.0	20	11	10	13	46	.180
2022	9.00	1-0	7/0	7.0	9	9	7	5	13	.310
TOTAL	4.18	3-1	60/1	90.1	71	53	42	41	105	---

SEASON HIGHS

IP: 2.1, vs. Alabama State (3/1)
 H: 5, vs. Vandy (4/9)
 R: 4, vs. Vandy (4/9)
 ER: 4, vs. Vandy (4/9)
 K: 5, vs. Alabama State (3/1)
 BB: 2, vs. Alabama State (3/1)
 PC: 46, vs. Alabama State (3/1)

CAREER HIGHS

IP: 3.2, vs. Toledo (5/3/19)
 H: 5, three times
 R: 5, at Northern Illinois (4/19/19)
 ER: 5, at Northern Illinois (4/19/19)
 K: 5, four times
 BB: 2, eight times
 PC: 46, vs. Alabama State (3/1/22)

14 • BROOKS FULLER LHP

6-3 • 210 • SR • Auburn, Ala. • Auburn

CAREER STATISTICS

YEAR	ERA	W-L	G/S	IP	H	R	ER	BB	K	BAA
2019	4.50	2-2	20/8	44.0	39	30	22	35	36	.239
2020	2.25	1-1	3/2	8.0	11	3	2	1	7	.333
2021	8.50	0-0	16/0	18.0	24	18	17	17	20	.316
2022	23.14	0-0	4/0	2.1	6	6	6	4	3	.462
TOTAL	5.85	3-3	43/10	72.1	80	57	47	57	66	.281

SEASON HIGHS

IP: 1.0, two times
 H: 3, vs. Alabama State (3/1)
 R: 4, vs. Alabama State (3/1)
 ER: 4, vs. Alabama State (3/1)
 K: 2, vs. Troy (2/23)
 BB: 2, vs. Alabama State (3/1)
 PC: 27, vs. Alabama State (3/1)

CAREER HIGHS

IP: 6.0, at Texas A&M (4/13/19)
 H: 5, three times
 R: 5, vs. Baylor (2/27/21)
 ER: 5, vs. Baylor (2/27/21)
 K: 6, vs. Ole Miss (4/20/19)
 BB: 4, at South Carolina (3/30/19)
 PC: 93, at Texas A&M (4/13/19)

45 • J. GONZALEZ RHP

6-4 • 230 • SO • Humacao, PR • Leadership CA

- Suffered his first loss in 7.1 IP at Tennessee (5/1)
- Pitched 7.0 scoreless innings and earned his fourth straight win vs. USC (4/24)
- Is the first AU pitcher since Casey Mize in 2018 with four straight quality starts in SEC play
- Is the first AU pitcher to win four straight SEC starts since Keegan Thompson in 2015
- Turned in Auburn's first SEC CG since 2018 and the second by an SEC pitcher vs. Vandy (4/10)

CAREER STATISTICS

YEAR	ERA	W-L	G/S	IP	H	R	ER	BB	K	BAA
2021	6.17	2-3	21/5	42.1	51	30	29	10	30	.293
2022	2.30	6-1	10/9	54.2	53	15	14	8	36	.257
TOTAL	3.99	8-4	31/14	97.0	104	45	43	18	66	.274

SEASON HIGHS

IP: 9.0, vs. Vandy (4/10)
 H: 9, at LSU (4/2)
 R: 5, at Tennessee (5/1)
 ER: 5, at Tennessee (5/1)
 K: 8, two times
 BB: 3, vs. Texas Tech (2/19)
 PC: 110, at MSU (4/16)

CAREER HIGHS

IP: 9.0, vs. Vandy (4/10/22)
 H: 9, at LSU (4/2/22)
 R: 9, vs. Miss. State (4/11/21)
 ER: 9, vs. Miss. State (4/11/21)
 K: 8, two times
 BB: 5, at Arkansas (4/3/21)
 PC: 110, at MSU (4/16/22)

9 • CADE GRANZOW RHP

6-3 • 220 • FR • Franklin, Tenn. • Brentwood

- Didn't allow a run in his first four appearances
- Matched season high with 1.2 IP vs. Vandy (4/9)

CAREER STATISTICS

YEAR	ERA	W-L	G/S	IP	H	R	ER	BB	K	BAA
2022	4.91	0-0	7/0	7.1	9	4	4	4	4	.333

SEASON HIGHS

IP: 1.2, two times
 H: 2, three times
 R: 2, at MSU (4/15)
 ER: 2, at MSU (4/15)
 K: 2, vs. Rhode Island (3/5)
 BB: 2, at MSU (4/15)
 PC: 30, vs. Vandy (4/9)

CAREER HIGHS

IP: 1.2, two times
 H: 2, three times
 R: 2, at MSU (4/15/22)
 ER: 2, at MSU (4/15/22)
 K: 2, vs. Rhode Island (3/5/22)
 BB: 2, at MSU (4/15/22)
 PC: 30, vs. Vandy (4/9/22)

43 • CHASE ISBELL RHP

6-2 • 198 • JR • Springville, Ala. • Samford

- Has turned in three straight scoreless outings
- Pitched a scoreless inning with a K at Tennessee (4/29)
- Pitched a season-high 2.1 innings and struck out three in the middle game at A&M (3/26)
- Made his AU debut and threw a scoreless inning with a strikeout vs. S. Alabama (3/22)
- Coming off partial Tommy John surgery

CAREER STATISTICS

YEAR	ERA	W-L	G/S	IP	H	R	ER	BB	K	BAA
2020*	3.38	1-0	5/0	5.1	3	4	2	7	6	.167
2021*	2.32	4-2	26/0	31.0	19	9	8	13	44	.173
2022	9.72	0-1	8/0	8.1	13	9	9	5	9	.342
TOTAL	3.83	5-4	39/0	44.2	35	22	19	25	59	---

SEASON HIGHS

IP: 2.1, at Texas A&M (3/26)
 H: 5, vs. Vandy (4/9)
 R: 5, at LSU (4/1)
 ER: 5, at LSU (4/1)
 K: 3, at Texas A&M (3/26)
 BB: 2, at LSU (4/1)
 PC: 45, at Texas A&M (3/26)

CAREER HIGHS

IP: 3.0, at ETSU (5/21/21)
 H: 4, at Wofford (4/20/21)
 R: 5, at LSU (4/1/22)
 ER: 5, at LSU (4/1/22)
 K: 6, at ETSU (5/21/21)
 BB: 2, five times
 PC: 57, at ETSU (5/21/21)

20 • HAYDEN MULLINS LHP

6-0 • 194 • JR • Gallatin, Tenn. • Hendersonville

- Will miss his first SEC start this season this weekend
- Pitched a career high 5.1 inning vs. USC (4/22)
- Struck out a career high nine batters in 4.1 scoreless IP vs. Vandy (4/8)
- Earned his first career SEC win in 5.0 innings against No. 1 Ole Miss (3/18)

CAREER STATISTICS

YEAR	ERA	W-L	G/S	IP	H	R	ER	BB	K	BAA
2020	3.68	1-0	5/0	7.1	4	3	3	6	10	.174
2021	2.38	2-0	7/0	11.1	10	4	3	4	19	.222
2022	3.63	2-1	11/8	34.2	23	16	14	25	43	.197
TOTAL	3.38	5-1	23/8	53.1	37	23	20	35	72	.200

SEASON HIGHS

IP: 5.1, vs. South Carolina (4/22)
 H: 4, two times
 R: 3, three times
 ER: 3, two times
 K: 9, vs. Vandy (4/8)
 BB: 6, vs. Vandy (4/8)
 PC: 93, vs. Vandy (4/8)

CAREER HIGHS

IP: 5.1, vs. South Carolina (4/22/22)
 H: 4, at Texas A&M (3/25/22)
 R: 3, four times
 ER: 3, three times
 K: 9, vs. Vandy (4/8/22)
 BB: 6, vs. Vandy (4/8/22)
 PC: 93, vs. Vandy (4/8/22)

47 • TOMMY SHEEHAN LHP

6-0 • 209 • GR • Brielle, N.J. • Notre Dame

- Pitched 2.1 scoreless IP at Tennessee (4/29)
- Pitched 2.0 scoreless and sat down all six he faced vs. KSU (4/20)
- Earned his first AU win in 3.2 IP vs. MTSU (3/13)
- Earned the 3.0-inning save in his first career relief appearances against URI (3/6)

CAREER STATISTICS

YEAR	ERA	W-L	G/S	IP	H	R	ER	BB	K	BAA
2018*	5.74	2-4	14/14	62.2	62	43	40	41	27	.264
2019*	4.58	5-6	15/15	92.1	100	62	47	23	62	.268
2020*	2.70	3-0	4/4	23.1	18	7	7	5	22	.202
2021*	6.75	0-1	2/2	8.0	10	6	6	5	10	.303
2022	6.43	1-0	10/3	21.0	18	16	15	16	17	.237
TOTAL	4.99	11-11	45/37	207.1	208	134	115	90	138	---

SEASON HIGHS

IP: 3.2, vs. MTSU (3/13)
 H: 5, vs. Ole Miss (3/19)
 R: 5, at Texas A&M (3/27)
 ER: 5, at Texas A&M (3/27)
 K: 5, vs. Rhode Island (3/6)
 BB: 4, at Texas A&M (3/27)
 PC: 52, vs. MTSU (3/13)

CAREER HIGHS

IP: 9.0, two times
 H: 13, vs. North Carolina (4/13/19)
 R: 11, vs. North Carolina (4/13/19)
 ER: 8, vs. North Carolina (4/13/19)
 K: 9, at UAB (2/14/20)
 BB: 6, vs. Purdue (2/24/18)
 PC: 112, vs. North Carolina (4/13/19)

29 • CARSON SKIPPER LHP

6-2 • 211 • SR • Trussville, Ala. • Hewitt-Trussville

- Went 1-0 with 6 K, 3 holds in 4 app from 4/19-24
- Earned the win in 1.1 IP in the series opener vs. USC
- Pitched a perfect 8th inning in games two & three, inducing a double play w/ the tying run on in finale
- Hasn't walked a batter in seven appearances dating back to the series opener at LSU (3/31)

CAREER STATISTICS

YEAR	ERA	W-L	G/S	IP	H	R	ER	BB	K	BAA
2019	7.46	3-3	17/8	35.0	45	33	29	23	38	.306
2020	1.00	0-0	7/0	9.0	5	1	1	3	12	.167
2021	4.25	2-2	19/0	29.2	29	16	14	9	37	.248
2022	3.58	4-1	17/0	37.2	34	20	15	6	37	.239
TOTAL	4.77	9-6	60/8	111.1	113	70	59	41	124	.259

SEASON HIGHS

IP: 5.2, vs. MTSU (3/11)
 H: 6, vs. MTSU (3/11)
 R: 5, vs. Ole Miss (3/17)
 ER: 4, at Texas A&M (3/25)
 K: 4, three times
 BB: 2, two times
 PC: 71, vs. MTSU (3/11)

CAREER HIGHS

IP: 5.2, vs. MTSU (3/11/22)
 H: 6, vs. MTSU (3/11/22)
 R: 5, three times
 ER: 5, vs. Arkansas (4/5/19)
 K: 8, vs. AAMU (2/19/19)
 BB: 4, at Georgia Tech (4/16/19)
 PC: 78, vs. Arkansas (4/5/19)

32 • CARSON SWILLING RHP

5-11 • 196 • SO • Smiths Station, Ala. • Smiths

- Struck out a career high six in 2.0 IP at Jax State (4/26)
- Got a strikeout to end the 7th and earned the win in game two vs. USC (4/23)
- Turned in 1.2 scoreless innings at LSU (4/1)
- Pitched a season-high 3.1 scoreless innings and struck out four vs. Ole Miss (3/17)

CAREER STATISTICS

YEAR	ERA	W-L	G/S	IP	H	R	ER	BB	K	BAA
2021	3.34	1-2	21/0	29.2	28	15	11	14	33	.248
2022	6.75	1-2	14/0	20.0	23	15	15	11	26	.295
TOTAL	4.71	2-4	35/0	49.2	51	30	26	25	59	.267

SEASON HIGHS

IP: 3.1, vs. Ole Miss (3/17)
 H: 4, two times
 R: 3, five times
 ER: 3, three times
 K: 6, at Jax State (4/26)
 BB: 2, four times
 PC: 58, vs. Ole Miss (3/17)

CAREER HIGHS

IP: 3.2, at Lipscomb (3/16/21)
 H: 5, at Georgia (5/1/21)
 R: 3, five times
 ER: 3, four times
 K: 6, at Jax State (4/26/22)
 BB: 3, two times
 PC: 67, at Georgia (5/1/2

PITCHING CAREERS

CHASE ALLSUP'S CAREER APPEARANCES

2022 - FRESHMAN YEAR

Date	Opp (Res.)	DEC	QS	IP	H	R	ER	BB	SO	HR	ERA	NP
2/20	vs. Kansas State (W, 12-1)	-	-	1.0	0	0	0	0	3	0	0.00	14
2/25	YALE (W, 9-0)	-	-	1.0	0	0	0	2	2	0	0.00	25
3/2	UAB (W, 16-1)	-	-	1.0	0	0	0	1	2	0	0.00	20
3/9	vs. Tennessee Tech (W, 4-3)	-	-	2.0	2	0	0	1	3	0	0.00	39
3/13	MIDDLE TENNESSEE-G1 (W, 10-7)	-	-	1.1	3	1	0	1	3	0	0.00	35
3/18	#1 OLE MISS (W, 19-5)	-	-	1.1	2	4	2	2	2	1	2.35	49
3/26	at Texas A&M (L, 4-5 [11])	-	-	1.0	0	0	0	0	0	0	2.25	1
3/27	at Texas A&M (W, 13-9)	W	-	1.0	0	1	0	1	0	0	2.00	19
4/5	at UAB (W, 6-4)	S	-	2.1	2	1	1	0	2	1	2.38	34
4/12	SAMFORD (W, 4-1)	-	-	2.0	1	0	0	5	0	0	2.03	33
4/19	ALABAMA STATE (W, 6-5 [10])	-	-	0.2	0	0	0	2	0	0	1.93	15
4/22	SOUTH CAROLINA (W, 6-3)	-	-	0.2	0	0	0	0	0	0	1.84	5
4/26	at Jax State (W, 8-4)	-	-	2.2	2	1	1	0	3	1	2.08	31
4/30	at #1 Tennessee (W, 8-6)	-	-	1.1	2	1	1	1	1	0	2.41	41

JOHN ARMSTRONG'S CAREER APPEARANCES

2022 - FRESHMAN YEAR

Date	Opp (Res.)	DEC	QS	IP	H	R	ER	BB	SO	HR	ERA	NP
2/18	vs. Oklahoma (L, 0-3)	-	-	1.0	0	0	0	0	1	0	0.00	8
2/19	vs. #12 Texas Tech (W, 2-1)	-	-	0.2	0	0	0	1	0	0	0.00	13
2/25	YALE (W, 9-0)	-	-	0.2	0	0	0	0	2	0	0.00	9
2/26	YALE-G2 (L, 4-5 [10])	-	-	0.2	1	0	0	0	1	0	0.00	12
3/1	ALABAMA STATE (W, 13-7)	-	-	0.2	1	0	0	0	2	0	0.00	16
3/9	vs. Tennessee Tech (W, 4-3)	-	-	0.1	1	0	0	0	1	0	0.00	5
3/11	MIDDLE TENNESSEE (L, 8-10)	-	-	0.1	0	3	0	2	1	0	0.00	18
3/17	#1 OLE MISS (L, 6-13)	-	-	0.0	2	3	2	2	0	0	4.15	19
3/22	vs. South Alabama (W, 13-12)	-	-	0.1	0	0	0	0	0	0	3.86	4
3/29	JAX STATE (L, 2-5)	-	-	1.1	1	0	0	1	0	0	3.00	26

JORDAN ARMSTRONG'S CAREER APPEARANCES

*-Starter

2019 - FRESHMAN YEAR AT CHATTAHOOCHEE VALLEY

Date	Opp (Res.)	DEC	QS	IP	H	R	ER	BB	SO	HR	ERA	NP
2/2	*vs. Gordon State (L, 2-6)	L	-	4.0	3	6	5	4	2	1	11.25	--
2/9	*at Pensacola State (W, 9-3)	W	-	5.2	7	3	2	1	9	0	6.52	--
2/15	ABRAHAM BALDWIN (W, 11-7)	-	-	2.0	2	2	2	1	2	0	6.94	--
2/22	at Tallahassee (W, 6-4)	W	-	4.1	5	1	1	2	4	0	5.63	--
3/5	GORDON STATE (L, 2-12)	-	-	1.0	1	0	0	0	2	0	5.29	--
3/5	*at Wallace-Selma (W, 7-4)	W	X	7.0	4	3	3	2	5	0	4.88	--
3/16	*ENTERPRISE STATE (W, 10-2)	W	-	5.0	2	1	0	1	6	0	4.03	--
3/23	at Lawson State (L, 1-6)	-	-	3.0	2	1	1	0	2	0	3.94	--
3/30	*at Coastal Alabama-BM (W, 9-8)	-	-	5.0	11	3	1	2	2	0	3.65	--
4/7	*at Coastal Alabama-BR (L, 2-3)	L	X	6.1	8	3	2	9	2	3.74	--	
4/12	*at Coastal Alabama-MO (L, 1-2)	L	X	6.0	2	1	2	7	0	3.47	--	
4/20	*BISHOP STATE (W, 3-2)	W	X	6.0	2	2	2	2	7	0	3.42	--
4/27	*WALLACE-DOTHAN (W, 4-0)	W	X	7.0	3	0	0	3	3	0	3.03	--
5/4	*LURLEEN B. WALLACE (W, 12-2)	W	-	3.0	2	0	0	3	3	0	2.89	--
5/10	*at Wallace State (W, 7-2)	W	X	6.0	5	2	2	2	7	0	2.90	--
5/15	*vs. Lurleen B. Wallace (W, 9-8)	-	-	3.0	4	3	3	1	5	1	3.15	--
5/27	*vs. Central Arizona (L, 2-10)	L	-	4.2	7	6	2	1	2	0	3.19	--

2020 - SOPHOMORE YEAR AT CHATTAHOOCHEE VALLEY

Date	Opp (Res.)	DEC	QS	IP	H	R	ER	BB	SO	HR	ERA	NP
2/1	*at LaGrange (W, 11-5)	-	-	4.0	8	3	2	0	6	0	4.50	--
2/8	*vs. St. Johns River State (L, 1-2)	L	-	5.0	6	2	2	1	8	0	4.00	--
2/15	*SNEAD STATE (L, 1-4)	L	-	6.0	7	4	4	0	9	1	4.80	--
2/22	*at Tallahassee (W, 7-1)	W	X	7.0	4	1	0	0	9	0	3.27	--
2/29	*at Gordon State (L, 5-6)	-	-	6.0	6	5	2	3	3	0	3.21	--
3/8	*COASTAL ALABAMA-BM (W, 1-0)	W	X	7.0	3	0	0	0	6	0	2.57	--

2021 - JUNIOR YEAR AT CHATTAHOOCHEE VALLEY

Date	Opp (Res.)	DEC	QS	IP	H	R	ER	BB	SO	HR	ERA	NP
2/2	*GORDON STATE (W, 7-2)	-	-	1.0	0	0	0	1	2	0	0.00	--
2/4	*CALHOUN (W, 10-0)	W	-	4.0	1	0	0	1	4	0	0.00	--
2/19	*vs. John A. Logan (W, 8-2)	W	-	5.0	3	2	1	0	7	0	0.90	--
2/25	*at Snead State (W, 13-5)	W	-	4.0	4	4	4	4	6	1	3.21	--
3/6	*at Coastal Alabama-Mo (W, 1-0)	W	X	7.0	3	0	0	1	6	0	2.14	--
3/13	*at Wallace-Selma (W, 14-1)	W	-	5.0	2	1	0	2	4	0	1.73	--
3/20	*COASTAL ALABAMA-BR (W, 4-1)	W	X	7.0	5	1	1	1	10	0	1.64	--
3/27	*at Coastal Alabama-BM (L, 3-4)	-	-	5.0	6	3	2	3	3	0	1.89	--
4/3	*ENTERPRISE STATE (W, 5-0)	W	X	7.0	4	0	0	0	8	0	1.60	--
4/11	*LURLEEN B. WALLACE (W, 4-3)	W	X	6.0	4	3	2	0	8	0	1.76	--
4/18	*vs. Bishop State (W, 10-0)	W	-	5.0	2	0	0	0	5	0	1.61	--
4/29	*WALLACE-DOTHAN (W, 8-3)	W	X	7.0	4	3	1	1	7	0	1.57	--
5/8	*at Coastal Alabama-Mo (W, 14-6)	W	-	8.0	10	6	2	1	9	0	1.65	--

2022 - SENIOR YEAR

Date	Opp (Res.)	DEC	QS	IP	H	R	ER	BB	SO	HR	ERA	NP
2/18	vs. Oklahoma (L, 0-3)	-	-	4.0	1	0	0	2	5	0	0.00	64
2/25	*YALE (W, 9-0)	W	-	5.1	4	0	0	0	11	0	0.00	73
3/4	*RHODE ISLAND (W, 7-2)	-	-	3.0	4	2	2	2	3	1	1.46	70
3/11	*MIDDLE TENNESSEE (L, 8-10)	L	-	0.2	4	4	4	1	0	0	4.15	28
3/19	#1 OLE MISS (L, 2-15)	-	-	1.1	4	1	1	0	3	0	4.40	32
3/25	at Texas A&M (W, 6-5[10])	W	-	3.0	3	0	0	0	4	0	3.63	39

3/29	*JAX STATE (L, 2-5)	-	-	3.0	3	1	1	1	2	0	3.54	41
4/5	at UAB (W, 6-4)	W	-	2.1	4	2	2	1	4	1	3.97	44
4/12	SAMFORD (W, 4-1)	S	-	2.0	0	0	0	2	6	0	3.65	45
4/19	ALABAMA STATE (W, 6-5 [10])	-	-	0.1	0	4	2	4	0	0	4.32	30
4/23	SOUTH CAROLINA (W, 8-6)	-	-	0.0	1	0	0	0	0	0	4.32	5
4/29	at #1 Tennessee (L, 4-17)	-	-	0.1	3	3	3	0	0	2	5.33	18

MASON BARNETT'S CAREER APPEARANCES

2020 - FRESHMAN YEAR

Date	Opp (Res.)	DEC	QS	IP	H	R	ER	BB	SO	HR	ERA	NP
2/15	ILLINOIS-CHICAGO (W, 7-3)	-	-	1.0	4	3	3	1	2	0	27.00	32
2/19	OAKLAND (W, 17-1)	-	-	1.0	0	0	0	0	2	0	13.50	10
2/25	ALABAMA A&M (W, 10-0)	-	-	1.0	0	0	0	1	2	0	9.00	17
3/1	WRIGHT STATE (W, 6-0)	-	-	1.0	0	0	0	1	2	0	6.75	21
3/8	CHICAGO STATE (W, 9-0)	-	-	1.0	1	0	0	0	3	0	5.40	19
3/10	GEORGIA TECH (L, 2-6)	-	-	2.2	0	1	0	0	5	0	3.52	35

2021 - SOPHOMORE YEAR

Date	Opp (Res.)	DEC	QS	IP	H	R	ER	BB	SO	HR	ERA	NP
2/21	*PRESBYTERIAN (W, 2-1 [10])	-	-	4.0	3	0	0	2	4	0	0.00	65
2/26	vs. #25 Oklahoma (L, 3-4 [10])	-	-	1.1	2	1	1	3	1	0	1.69	42
3/6	*#18 BOSTON COLLEGE (W, 16-1)	W	-	5.1	2	1	0	2	3	0	0.84	75
3/13	*LITTLE ROCK (W, 6-0)	W	X	7.0	2	0	0	1	9	0	0.51	91
3/20	*at #4 Ole Miss (L, 5-6)	L	-	3.0	5	6	4	2	4	0	2.18	72
3/27	*KENTUCKY (L, 6-7)	-	-	5.1	6	5	5	0	8	2	3.46	84
4/1	at #1 Arkansas (W, 2-1)	S	-	1.0	0	0	0	1	0	0	3.33	15
4/3	at #1 Arkansas (L, 5-6 [10])	-	-	1.2	2	1	1	5	0	0	3.45	45
4/11	#4 MISSISSIPPI STATE (L, 10-19)	-	-	2.0	4	2	2	0	1	0	3.82	33
4/17	at Alabama (L, 9-10)	L	-	1.1	4	2	2	2	1	0	4.22	34
4/21	*JAX STATE (W, 8-7 [10])	-	-	1.0	0	0	0	0	1	0	4.09	14
4/25	#10 FLORIDA (L, 4-6)	L	-	3.0	2	1	0	0	4	0	3.	

2022 AUBURN BASEBALL GAME NOTES

5/22 *at Missouri (L, 6-7) - - 3.1 5 0 0 0 2 0 6.98 40

2022 - JUNIOR YEAR

Date	Opp (Res.)	DEC	QS	IP	H	R	ER	BB	SO	HR	ERA	NP
2/20	*vs. Kansas State (W, 12-1)	W	-	5.0	2	1	0	2	5	0	0.00	75
2/26	*YALE-G2 (L, 4-5 [10])	-	X	6.0	3	0	0	3	6	0	0.00	83
3/5	*RHODE ISLAND-G2 (W, 12-0)	W	X	6.0	1	0	0	0	8	0	0.00	78
3/13	*MIDDLE TENNESSEE-G2 (L, 3-4)	-	X	6.0	6	3	3	4	0	0	1.17	91
3/19	*#1 OLE MISS (L, 2-15)	L	-	4.1	5	6	3	2	5	0	1.98	82
3/26	*at Texas A&M (L, 4-5 [11])	-	-	5.0	6	2	2	2	6	0	2.23	79
4/1	*at #12 LSU (L, 2-9)	L	-	4.1	4	3	3	4	6	1	2.70	93
4/9	*#12 VANDERBILT (L, 4-19)	L	-	3.1	6	6	6	3	3	2	3.83	69
4/15	*at Mississippi State (L, 5-9)	L	-	5.1	7	4	4	2	8	0	4.17	108
4/23	*SOUTH CAROLINA (W, 8-6)	-	-	5.2	6	3	2	4	1	4.24	88	
4/30	at #1 Tennessee (W, 8-6)	-	-	5.2	5	4	3	2	8	0	4.29	95

BLAKE BURKHALTER'S CAREER APPEARANCES

2020 - FRESHMAN YEAR

Date	Opp (Res.)	DEC	QS	IP	H	R	ER	BB	SO	HR	ERA	NP
2/15	ILLINOIS-CHICAGO (W, 7-3)	-	-	1.0	1	0	0	1	1	0	0.00	14
2/23	UCF (L, 2-12)	-	-	1.0	3	1	1	1	0	0	4.50	20
2/26	ALABAMA A&M (W, 12-6)	-	-	1.1	1	0	0	1	2	0	2.70	23
3/8	CHICAGO STATE (W, 9-0)	-	-	1.0	1	0	0	0	0	0	2.08	8

2021 - SOPHOMORE YEAR

Date	Opp (Res.)	DEC	QS	IP	H	R	ER	BB	SO	HR	ERA	NP
2/20	PRESBYTERIAN (W, 6-1)	-	-	1.0	2	0	0	1	1	0	0.00	25
2/24	ALABAMA A&M (W, 33-0)	-	-	1.0	0	0	0	0	2	0	0.00	19
2/28	vs. Texas A&M (W, 6-1)	-	-	1.0	0	0	0	1	0	0	0.00	11
3/7	#18 BOSTON COLLEGE (L, 9-11 [10])	-	-	2.1	0	0	0	1	3	0	0.00	35
3/13	LITTLE ROCK (W, 6-0)	-	-	2.0	2	0	0	1	4	0	0.00	34
3/16	at Lipscomb (W, 9-7)	-	-	0.2	2	2	1	2	2	1	1.12	25
3/20	at #4 Ole Miss (L, 5-6)	-	-	1.0	0	0	0	2	0	0	1.00	18
3/27	KENTUCKY (L, 6-7)	-	-	1.2	1	1	1	1	3	1	1.69	22
4/2	at #1 Arkansas (L, 5-6)	-	-	0.2	0	0	0	1	0	0	1.59	19
4/11	#4 MISSISSIPPI STATE (L, 10-19)	-	-	0.1	0	0	0	2	1	0	1.54	14
4/21	JAX STATE (W, 8-7 [10])	-	-	2.0	1	1	1	0	2	1	1.98	31
5/1	at #20 Georgia (W, 9-7)	-	-	1.0	1	0	0	1	1	0	1.84	21
5/7	LSU (L, 6-9)	-	-	0.2	0	0	0	0	1	0	1.76	8
5/12	at Samford ()	-	-	1.0	1	1	1	2	1	0	2.20	27
5/15	TEXAS A&M (L, 9-11)	-	-	0.2	0	0	0	0	1	0	2.12	8
5/18	NORTH ALABAMA (W, 14-6)	W	-	2.1	3	0	0	1	4	0	1.86	48
5/22	at Missouri (L, 6-7)	-	-	1.2	1	0	0	0	4	0	1.71	31

2022 - JUNIOR YEAR

Date	Opp (Res.)	DEC	QS	IP	H	R	ER	BB	SO	HR	ERA	NP
2/19	vs. #12 Texas Tech (W, 2-1)	S	-	2.0	0	0	0	0	1	0	0.00	16
2/26	YALE-G1 (W, 4-3)	W	-	2.0	0	0	0	0	2	0	0.00	21
3/1	ALABAMA STATE (W, 13-7)	-	-	1.1	2	1	1	0	2	0	1.69	21
3/4	RHODE ISLAND (W, 7-2)	S	-	2.0	1	0	0	0	4	0	1.23	26
3/9	vs. Tennessee Tech (W, 4-3)	W	-	1.1	0	0	0	0	4	0	1.04	19
3/13	MIDDLE TENNESSEE-G1 (W, 10-7)	S	-	2.0	0	0	0	0	2	0	0.84	34
3/13	MIDDLE TENNESSEE-G2 (L, 3-4)	-	-	1.0	0	0	0	0	0	0	0.77	21
3/19	#1 OLE MISS (L, 2-15)	-	-	0.2	5	5	5	0	1	3	4.38	19
3/22	vs. South Alabama (W, 13-12)	W	-	2.2	1	1	0	1	3	0	3.60	50
3/25	at Texas A&M (W, 6-5 [10])	S	-	1.0	0	0	0	0	3	0	3.38	14
3/27	at Texas A&M (W, 13-9)	-	-	1.0	2	1	1	0	2	0	3.71	23
3/31	at #12 LSU (W, 6-5)	S	-	1.2	2	1	1	0	2	0	3.86	30
4/2	at #12 LSU (W, 6-4)	S	-	2.2	1	1	0	0	3	1	3.80	36
4/8	#12 VANDERBILT (W, 5-1)	S	-	2.0	0	0	0	1	4	0	3.47	37
4/14	at Mississippi State (L, 6-7)	L	-	1.1	0	2	1	4	2	0	3.65	42
4/16	at Mississippi State (W, 3-2)	S	-	1.0	1	0	0	1	1	0	3.51	12
4/19	ALABAMA STATE (W, 6-5 [10])	W	-	2.0	1	0	0	0	5	0	3.25	29
4/22	SOUTH CAROLINA (W, 6-3)	S	-	1.2	0	0	0	0	4	0	3.07	27
4/23	SOUTH CAROLINA (W, 8-6)	S	-	1.0	0	0	0	0	2	0	2.97	12
4/24	SOUTH CAROLINA (W, 2-0)	S	-	1.0	1	0	0	0	1	0	2.87	11
4/29	at #1 Tennessee (L, 4-17)	-	-	0.0	2	2	2	0	0	1	3.45	12

PARKER CARLSON'S CAREER APPEARANCES

2022 - FRESHMAN YEAR

Date	Opp (Res.)	DEC	QS	IP	H	R	ER	BB	SO	HR	ERA	NP
2/23	TROY (W, 13-1)	-	-	1.0	0	0	0	0	1	0	0.00	8
2/26	YALE-G2 (L, 4-5 [10])	-	-	1.0	2	1	1	0	1	1	4.50	17
3/6	RHODE ISLAND (W, 14-1)	W	-	3.0	2	1	1	1	4	1	3.60	40
3/13	MIDDLE TENNESSEE-G1 (W, 10-7)	-	-	0.2	3	3	3	0	2	1	7.94	24
3/29	JAX STATE (L, 2-5)	L	-	1.2	1	2	2	2	2	0	8.59	34

KONNER COPELAND'S CAREER APPEARANCES

2021 - FRESHMAN YEAR AT PENSACOLA STATE

Date	Opp (Res.)	DEC	QS	IP	H	R	ER	BB	SO	HR	ERA	NP
1/22	vs. Seminole State (L, 6-7)	-	-	3.0	2	0	0	1	2	0	0.00	--
1/30	vs. Coastal Alabama - Br (W, 4-0)	S	-	1.0	0	0	0	0	0	0	0.00	--
2/8	LURLEEN B. WALLACE (L, 2-3)	-	-	2.0	0	0	0	2	5	0	0.00	--
2/21	at Delgado (L, 1-2)	-	-	4.2	1	0	0	1	8	0	0.00	--
2/27	*COASTAL ALABAMA - BM (W, 11-0)	W	X	6.0	2	0	0	2	7	0	0.00	--
3/6	*DELGADO (W, 2-1)	W	X	6.0	4	1	1	1	8	1	0.40	--
3/20	*at Chipola (W, 15-5)	W	-	3.1	11	4	3	0	6	0	1.38	--
4/3	*TALLAHASSEE (W, 9-0)	W	X	7.0	1	0	0	1	8	0	1.09	--
4/11	*GULF COAST STATE (W, 5-3)	W	X	6.0	4	3	2	2	9	0	1.38	--
4/23	*at Gulf Coast State (W, 10-2)	W	X	6.0	9	2	1	2	9	0	1.40	--

4/30 *at NW Florida State (W, 4-0) W X 7.0 3 0 0 2 12 0 1.21 --
5/6 *vs. Miami Dade (L, 5-9) L - 5.0 6 4 4 2 7 0 1.74 --

2022 - SOPHOMORE YEAR

Date	Opp (Res.)	DEC	QS	IP	H	R	ER	BB	SO	HR	ERA	NP
3/1	*ALABAMA STATE (W, 13-7)	-	-	2.1	5	1	0	2	1	0	0.00	52
4/1	at #12 LSU (L, 2-9)	-	-	0.1	0	0	0	0	0	0	0.00	1
4/15	at Mississippi State (L, 5-9)	-	-	0.1	0	0	0	0	1	0	0.00	3
4/20	*KENNESAW STATE (W, 14-1)	W	-	4.0	2	0	0	1	8	0	0.00	68
4/26	at Jax State (W, 8-4)	W	-	1.1	3	2	2	1	1	0	2.16	25
4/30	at #1 Tennessee (W, 8-6)	W	-	2.0	3	1	1	0	2	1	2.61	41

TYLER DRABICK'S CAREER APPEARANCES

2022 - GRADUATE YEAR

Date	Opp (Res.)	DEC	QS	IP	H	R	ER	BB	SO	HR	ERA	NP
3/1	ALABAMA STATE (W, 13-7)	W	-	2.1	1	1	1	2	5	0	3.86	46
3/5	RHODE ISLAND-G1 (W, 16-0)	-	-	0.1	0	0	0	1	1	0	3.38	13
3/13	MIDDLE TENNESSEE-G1 (W, 10-7)	-	-	0.1	0	0	0	0	0	0	3.00	3
3/18	#1 OLE MISS (W, 19-5)	-	-	1.0	1	0	0	1	2	0	2.25	22
3/22	vs. South Alabama (W, 13-12)	-	-	0.2	1	2	2	1	0	0	5.79	10
3/29	JAX STATE (L, 2-5)	-	-	1.1	1	2	0	0	2	0	4.50	28
4/9	#12 VANDERBILT (L, 4-19)	-	-	1.0	5	4	4	0	3	2	9.00	33

BROOKS FULLER'S CAREER APPEARANCES

2019 - FRESHMAN YEAR

Date	Opp (Res.)	DEC	QS	IP	H	R	ER	BB	SO	HR	ERA	NP
2/16	GEORGIA SOUTHERN (L, 5-7)	-	-	1.0	1	1	1	1	0	1	9.00	21
2/20	*ALABAMA A&M (W, 10-2)	-	-	3.0	2	2	0	2	3	0	2.25	46
2/27	CINCINNATI (W, 9-5)	-	-	1.2	0	0	0	0	1	0	1.59	14
3/5	UT MARTIN (W, 15-9)	-	-	2.2	2	3	0	3	0	0	1.08	42
3/9	UTSA (W, 8-3)	-	-	1.0	0	0	0	1	0	0	0.96	17
3/16	#21 TENNESSEE (W, 5-2)	W	-	3.2	2	1	1	2				

4/3	*at #1 Arkansas (L, 5-6 [10])	-	-	5.0	2	2	2	5	1	0	4.87	86
4/11	*#4 MISSISSIPPI STATE (L, 10-19)	L	-	0.2	7	9	9	1	9	0	8.57	44
4/17	*at Alabama (L, 9-10)	-	-	1.1	4	3	3	0	0	0	9.27	29
4/21	JAX STATE (W, 8-7 [10])	-	-	3.1	3	0	0	0	3	0	8.06	55
4/25	#10 FLORIDA (W, 10-8 [7])	W	-	2.2	3	2	2	1	0	0	7.94	43
4/30	at #20 Georgia (W, 10-6 [14])	-	-	1.0	2	0	0	0	0	0	7.67	16
5/1	at #20 Georgia (W, 9-7)	-	-	2.2	3	2	2	0	3	1	7.59	29
5/7	LSU (L, 6-9)	-	-	3.1	3	1	1	0	4	0	7.13	51
5/12	at Samford (L, 1-6)	-	-	1.0	0	0	0	1	1	0	6.94	12
5/14	TEXAS A&M (W, 5-4)	-	-	1.0	0	0	0	0	0	0	6.75	9
5/16	TEXAS A&M (W, 8-5)	W	-	3.2	3	2	1	0	3	0	6.37	40
5/22	at Missouri (L, 6-7)	-	-	1.0	2	0	0	0	0	0	6.21	14
5/25	vs. #11 Ole Miss (L, 4-7)	-	-	0.1	0	0	0	0	0	0	6.17	3

2022 - SOPHOMORE YEAR

Date	Opp (Res.)	DEC	QS	IP	H	R	ER	BB	SO	HR	ERA	NP
2/19	*vs. #12 Texas Tech (W, 2-1)	W	-	5.0	3	0	0	3	5	0	0.00	81
2/26	*YALE (W, 4-3)	-	-	3.0	7	3	3	0	2	0	3.38	47
3/5	*RHODE ISLAND-G1 (W, 16-0)	W	X	6.2	5	0	0	1	8	0	1.84	89
3/13	*MIDDLE TENNESSEE-G1 (W, 10-7)	-	-	1.0	0	0	0	1	0	0	1.72	12
3/29	JAX STATE (L, 2-5)	-	-	1.2	0	0	0	0	0	0	1.56	13
4/2	*at #12 LSU (W, 6-4)	W	X	6.0	9	3	3	2	1	0	2.31	92
4/10	*#12 VANDERBILT (W, 8-2)	W	X	9.0	8	2	1	0	8	0	1.95	104
4/16	*at Mississippi State (W, 3-2)	W	X	8.0	7	2	2	0	6	2	2.01	110
4/24	*SOUTH CAROLINA (W, 2-0)	W	X	7.0	7	0	0	0	4	0	1.71	89
5/1	*at #1 Tennessee (L, 3-5)	L	-	7.1	7	5	5	1	2	2	2.30	91

CADE GRANZOW'S CAREER APPEARANCES

Date	Opp (Res.)	DEC	QS	IP	H	R	ER	BB	SO	HR	ERA	NP
2/20	vs. Kansas State (W, 12-1)	-	-	1.0	1	0	0	0	1	0	0.00	16
2/26	YALE-G2 (L, 4-5 [10])	-	-	0.2	1	0	0	1	1	0	0.00	18
3/2	UAB (W, 16-1)	-	-	1.0	1	0	0	0	0	0	0.00	9
3/5	RHODE ISLAND-G2 (W, 12-0)	-	-	1.0	0	0	0	0	2	0	0.00	14
3/22	vs. South Alabama (W, 13-12)	-	-	1.2	2	1	1	0	0	0	1.69	24
4/9	#12 VANDERBILT (L, 4-19)	-	-	1.2	2	1	1	1	0	0	2.57	30
4/15	at Mississippi State (L, 5-9)	-	-	0.1	2	2	2	2	0	1	4.91	16

CAM HILL'S CAREER APPEARANCES

Date	Opp (Res.)	DEC	QS	IP	H	R	ER	BB	SO	HR	ERA	NP
2/21	PRESBYTERIAN (W, 2-1 [10])	W	-	1.0	0	0	0	0	2	0	0.00	12
2/28	vs. Texas A&M (W, 6-1)	-	-	1.0	1	1	1	1	2	0	4.50	29
3/7	#18 BOSTON COLLEGE (L, 9-11 [10])	-	-	0.2	4	5	5	0	0	0	20.25	30
3/14	LITTLE ROCK (L, 6-12)	-	-	0.1	3	4	4	1	0	0	30.00	20
3/21	at #4 Ole Miss (L, 11-19)	-	-	0.0	2	3	2	3	0	0	36.00	22
3/27	KENTUCKY (L, 4-6)	-	-	1.0	0	0	0	0	1	0	27.00	10
4/13	at #20 Georgia Tech (W, 7-3)	-	-	0.1	1	1	1	2	1	0	27.00	15
4/21	JAX STATE (W, 8-7 [10])	W	-	1.0	0	0	0	1	0	0	21.94	9
5/12	at Samford (L, 1-6)	-	-	1.0	2	1	1	0	1	0	19.89	23
5/18	NORTH ALABAMA (W, 14-6)	-	-	0.2	1	1	1	3	1	0	19.29	35

2022 - SOPHOMORE YEAR

Date	Opp (Res.)	DEC	QS	IP	H	R	ER	BB	SO	HR	ERA	NP
3/5	RHODE ISLAND-G1 (W, 16-0)	-	-	1.0	0	0	0	0	1	0	0.00	11
4/20	KENNESAW STATE (W, 14-1)	-	-	0.1	0	0	0	0	0	0	0.00	7
4/29	at #1 Tennessee (L, 4-17)	-	-	0.2	4	4	4	1	0	2	18.00	21

CHASE ISBELLS' CAREER APPEARANCES

Date	Opp (Res.)	DEC	QS	IP	H	R	ER	BB	SO	HR	ERA	NP
2/14	UNC ASHEVILLE (W, 15-1)	-	-	1.0	0	0	0	1	2	0	0.00	-
2/20	at Belmont (L, 4-9)	-	-	1.0	1	2	0	2	1	0	0.00	-
2/23	at Lipscomb (W, 7-3)	-	-	0.1	1	1	1	2	0	0	3.86	18
3/1	NORTHERN KENTUCKY (W, 10-5)	W	-	2.0	1	1	1	2	1	0	4.15	-
3/10	ALABAMA A&M (W, 5-1)	-	-	1.0	0	0	0	0	2	0	3.38	-

2021 - SOPHOMORE YEAR AT SAMFORD

Date	Opp (Res.)	DEC	QS	IP	H	R	ER	BB	SO	HR	ERA	NP
2/19	UT MARTIN (W, 5-3)	-	-	2.0	0	0	0	0	1	0	0.00	-
2/21	UT MARTIN (W, 3-1)	S	-	2.0	0	0	0	0	5	0	0.00	-
2/28	at Florida (L, 9-10)	L	-	1.1	2	1	0	2	2	0	0.00	-
3/3	JACKSONVILLE STATE (W, 10-9)	S	-	2.0	0	0	0	1	2	0	0.00	-
3/7	TOLEDO (W, 16-8)	-	-	1.0	1	1	1	0	3	0	1.08	-
3/9	at Troy (W, 6-5)	S	-	1.0	3	1	1	0	2	0	1.93	25
3/13	at Texas A&M (L, 2-5)	-	-	1.0	1	0	0	0	2	0	1.74	21
3/20	at UNC Greensboro (W, 6-1)	-	-	1.0	0	0	0	1	0	0	1.59	15
3/21	at UNC Greensboro (W, 8-3)	-	-	1.0	0	0	0	0	0	0	1.46	12
3/23	at UAB (W, 5-1)	S	-	1.0	0	0	0	0	3	0	1.35	-
3/26	ETSU (W, 7-3)	-	-	1.0	0	0	0	0	1	0	1.26	-
4/2	VMI (W, 7-6)	W	-	1.0	0	0	0	1	1	0	1.17	-
4/3	VMI (W, 7-6)	S	-	1.0	0	0	0	0	0	0	1.10	-
4/6	TROY (W, 4-3)	W	-	1.0	1	1	1	0	0	1	1.56	-
4/11	THE CITADEL (W, 8-4)	-	-	1.0	1	0	0	0	1	0	1.47	-
4/16	at Western Carolina (W, 8-5)	-	-	1.0	1	2	2	2	0	0	2.33	-
4/20	at Auburn (L, 4-6)	-	-	1.0	0	0	0	0	1	0	2.21	10
4/23	MERCER (W, 10-9)	S	-	1.0	1	0	0	0	1	0	2.11	-
4/24	MERCER (L, 4-5)	-	-	1.0	0	0	0	0	1	0	2.01	-
4/30	at Wofford (W, 9-8)	S	-	1.1	0	0	0	0	2	0	1.90	19
5/1	at Wofford (L, 4-5)	L	-	0.1	4	3	3	2	1	0	3.00	25

5/8	at VMI (W, 18-1)	-	-	1.0	1	0	0	0	3	0	2.88	18
5/12	AUBURN (W, 6-1)	-	-	1.0	1	0	0	1	2	0	2.77	-
5/15	UNC GREENSBORO (W, 8-4)	-	-	1.0	0	0	0	0	1	0	2.67	-
5/21	at ETSU (W, 7-6)	W	-	3.0	2	0	0	1	6	0	2.40	57
5/27	vs. Mercer (W, 10-8)	W	-	1.0	0	0	0	2	2	0	2.32	22

2022 - JUNIOR YEAR

Date	Opp (Res.)	DEC	QS	IP	H	R	ER	BB	SO	HR	ERA	NP
3/22	vs. South Alabama (W, 13-12)	-	-	1.0	1	0	0	0	1	0	0.00	18
3/26	at Texas A&M (L, 4-5 [11])	L	-	2.1	2	1	1	0	3	0	2.70	45
4/1	at LSU (L, 2-9)	-	-	0.2	3	5	5	2	0	0	13.50	27
4/5	at UAB (W, 6-4)	-	-	0.1	0	0	0	1	0	0	12.46	11
4/9	#12 VANDERBILT (L, 4-19)	-	-	1.0	5	3	3	0	1	0	15.19	31
4/15	at Mississippi State (L, 5-9)	-	-	1.0	1	0	0	1	2	0	12.79	21
4/22	KENNESAW STATE (W, 14-1)	-	-	1.0	0	0	0	1	1	0	11.05	15
4/29	at #1 Tennessee (L, 4-17)	-	-	1.0	1	0	0	0	1	0	9.72	12

NATE LARUE'S CAREER APPEARANCES

Date	Opp (Res.)	DEC	QS	IP	H	R	ER	BB	SO	HR	ERA	NP
4/21	JAX STATE (W, 8-7 [10])	-	-	1.0	1	1	1	0	1	1	9.00	17

2022 - JUNIOR YEAR

Date	Opp (Res.)	DEC	QS	IP	H	R	ER	BB	SO	HR	ERA	NP
2/23	TROY (W, 13-1)	-	-	1.0	2	0	0	0	1	0	0.00	17
3/1	ALABAMA STATE (W, 13-7)	-	-	2.0	1	0	0	2	2	0	0.00	37
3/9	vs. Tennessee Tech (W, 4-3)	-	-	0.2	1	0	0	0	1	0	0.00	9
3/13	MIDDLE TENNESSEE-G1 (W, 10-7)	-	-	0.0	2	1	1	0	0	0	2.45	5
3/18	#1 OLE MISS (W, 19-5)	-	-	1.2	1	0	0	1	0	0	1.69	25

HAYDEN MULLINS' CAREER APPEARANCES

Date	Opp (Res.)	DEC	QS	IP	H	R	ER	BB	SO	HR	ERA	NP
2/16	ILLINOIS-CHICAGO (W, 14-0)	-	-	1.0	1	0	0	0	1	0	0.00	13
2/23	UCF (L, 2-12)	-	-	1.2	2	3	3	1	4	1	10.12	38
2/26	ALABAMA A&M (W, 12-6)	W	-	1.1	0	0	0	0	2	0	6.75	14
3/1	WRIGHT STATE (W, 6-0)	-	-	0.2	0	0	0	2	1	0	5.79	18
3/11	WOFFORD (L, 3-4)	-	-	2.2	1	0	0	3	2	0	3.68	52

2021 - SOPHOMORE YEAR

Date	Opp (Res.)	DEC	QS	IP	H	R	ER	BB	SO	HR	ERA	NP
2/20	PRESBYTERIAN (W, 6-1)	W	-	1.0	2	0	0	1	2	0	0.00	29
2/24	ALABAMA A&M (W, 33-0)	-	-	1.0	0	0	0	0	2	0	0.00	17
2/26	vs. #25 Oklahoma (L, 3-4 [10])	-	-	0.0	1	0	0	1	0	0	0.00	10
3/6	#18 BOSTON COLLEGE (W, 16-1)	-	-	2.0	0	0	0	1	4	0	0.00	31
3/9	at UAB (W, 6-5)	W	-	4.0	2	1	0	0	8	0	0.00	56
3/14	LITTLE ROCK (L, 6-12)	-	-	3.0	3	1	1	0	3	0	0.82	34
4/11	#4 MISSISSIPPI STATE (L, 10-19)	-	-	0.1	2	2	2	1	0	0	2.38	18

2022 - JUNIOR YEAR

AUBURN 2022 AUBURN BASEBALL GAME NOTES

4/5	*VIRGINIA (W, 5-2)	W	X	9.0	9	2	1	1	2	0	3.96	100
4/13	*NORTH CAROLINA (L, 6-13)	L	-	6.0	13	11	8	2	3	5	4.78	112
4/20	*at Pittsburgh (L, 2-4)	L	X	7.0	5	3	2	0	3	0	4.55	90
4/26	*NC STATE (W, 5-4)	-	-	6.0	7	4	3	1	3	2	4.54	100
5/3	*LOUISVILLE (L, 0-2)	L	-	5.1	4	2	2	3	4	0	4.46	107
5/11	*CANISIUS (W, 5-4)	-	X	7.2	4	2	0	1	2	0	4.06	100
5/17	*at Boston College (L, 8-9)	-	-	5.0	9	5	5	0	4	0	4.33	97
5/22	*vs. Georgia Tech (L, 6-12)	L	-	3.0	3	5	4	3	6	0	4.58	85

2020 - JUNIOR YEAR AT NOTRE DAME

Date	Opp (Res.)	DEC	QS	IP	H	R	ER	BB	SO	HR	ERA	NP
2/14	*at UAB (W, 4-2)	W	X	7.0	1	0	0	1	9	0	0.00	89
2/21	*vs. Incarnate Word (W, 12-1)	W	X	6.0	5	1	1	0	5	0	0.69	100
2/28	*at Presbyterian (W, 13-5)	W	-	6.1	7	4	4	1	6	0	2.33	84
3/6	*at North Carolina (W, 8-5)	-	-	4.0	5	2	2	3	2	0	2.70	75

2021 - SENIOR YEAR AT NOTRE DAME

Date	Opp (Res.)	DEC	QS	IP	H	R	ER	BB	SO	HR	ERA	NP
2/27	*at Wake Forest (L, 8-10)	-	-	4.0	4	1	1	3	7	0	2.25	88
3/5	*at Clemson (L, 7-13)	L	-	4.0	6	5	5	2	3	1	6.75	-

2022 - FIFTH YEAR

Date	Opp (Res.)	DEC	QS	IP	H	R	ER	BB	SO	HR	ERA	NP
2/18	*vs. Oklahoma (L, 0-3)	-	-	1.0	1	0	0	1	1	0	0.00	33
2/23	*TROY (W, 13-1)	-	-	3.0	1	1	1	3	1	0	2.25	43
3/6	RHODE ISLAND (W, 14-1)	S	-	3.0	0	0	0	1	5	0	1.29	47
3/13	MIDDLE TENNESSEE-G1 (W, 10-7)	W	-	3.2	4	2	2	2	1	1	2.53	52
3/19	#1 OLE MISS (L, 2-15)	-	-	2.2	5	3	3	0	3	0	4.05	40
3/27	*at Texas A&M (W, 13-9)	-	-	1.0	3	5	5	4	0	0	6.91	38
4/9	#12 VANDERBILT (L, 4-19)	-	-	1.1	2	2	2	2	1	0	7.47	28
4/20	KENNESAW STATE (W, 14-1)	-	-	2.0	0	0	0	0	3	0	6.62	22
4/23	SOUTH CAROLINA (W, 8-6)	-	-	1.0	2	3	2	1	2	0	7.23	24
4/29	at #1 Tennessee (L, 4-17)	-	-	2.1	0	0	0	2	0	0	6.43	35

CARSON SKIPPER'S CAREER APPEARANCES

2019 - FRESHMAN YEAR

Date	Opp (Res.)	DEC	QS	IP	H	R	ER	BB	SO	HR	ERA	NP
2/15	GEORGIA SOUTHERN (W, 11-2)	-	-	3.0	3	0	0	1	1	0	0.00	48
2/19	*ALABAMA A&M (W, 10-1)	W	-	4.0	2	1	0	0	8	0	0.00	67
2/24	at UCF (W, 13-9)	W	-	2.0	3	3	3	3	1	1	3.00	58
3/2	*CINCINNATI (W, 9-5)	-	-	3.0	5	4	3	0	4	1	4.50	59
3/6	UT MARTIN (W, 2-0)	-	-	2.1	0	0	0	0	5	0	3.77	31
3/9	*UTSA (W, 8-3)	W	-	4.2	5	0	0	0	5	0	2.84	70
3/17	*#21 TENNESSEE (W, 5-3)	-	-	3.0	3	2	1	1	1	0	2.86	46
3/23	*at #4 Mississippi State (L, 2-15)	L	-	0.2	5	5	4	2	1	0	4.37	35
3/24	at #4 Mississippi State (L, 15-20)	-	-	0.1	2	3	3	1	0	1	5.48	9
3/30	*at South Carolina (W, 7-5)	-	-	1.0	4	3	3	2	1	0	6.38	43
4/5	*#9 ARKANSAS (W, 6-3)	-	-	0.2	1	0	0	0	1	0	6.20	8
4/5	*#9 ARKANSAS (L, 6-9)	L	-	3.0	3	5	5	3	3	2	7.16	78
4/9	JACKSONVILLE STATE (L, 6-11)	-	-	0.0	0	0	0	2	0	0	7.16	10
4/16	*at #16 Georgia Tech (L, 6-11)	-	-	2.1	1	1	1	4	3	0	6.82	53
4/23	at Jacksonville State (W, 14-2)	-	-	1.0	0	0	0	1	0	0	6.61	17
4/25	at #4 Vanderbilt (L, 6-12)	-	-	1.1	3	2	2	3	1	0	6.89	43
5/7	*UAB (L, 4-6)	L	-	2.1	5	4	4	0	3	0	7.46	48

2020 - SOPHOMORE YEAR

Date	Opp (Res.)	DEC	QS	IP	H	R	ER	BBSO	HR	ERA	NP	
2/15	ILLINOIS-CHICAGO (W, 7-3)	-	-	1.0	0	0	0	0	2	0	0.00	16
2/19	OAKLAND (W, 17-1)	-	-	2.0	2	0	0	0	2	0	0.00	28
2/22	UCF (L, 3-7)	-	-	1.1	1	0	0	0	2	0	0.00	20
2/25	ALABAMA A&M (W, 10-0)	-	-	1.0	0	0	0	0	2	0	0.00	11
2/28	WRIGHT STATE (W, 7-2)	-	-	1.0	0	0	0	1	1	0	0.00	14
3/8	CHICAGO STATE (W, 9-0)	-	-	1.0	0	0	0	1	2	0	0.00	16
3/10	GEORGIA TECH (L, 2-6)	-	-	1.2	2	1	1	1	1	0	1.00	37

2021 - JUNIOR YEAR

Date	Opp (Res.)	DEC	QS	IP	H	R	ER	BB	SO	HR	ERA	NP
2/20	PRESBYTERIAN (W, 6-1)	-	-	1.0	1	0	0	0	1	0	0.00	9
2/24	ALABAMA A&M (W, 33-0)	-	-	1.0	1	0	0	0	0	0	0.00	8
2/26	vs. #25 Oklahoma (L, 3-4 [10])	-	-	2.0	1	0	0	1	3	0	0.00	39
2/28	vs. Texas A&M (W, 6-1)	-	-	1.0	0	0	0	0	1	0	0.00	15
3/7	#18 BOSTON COLLEGE (L, 9-11 [10])	-	-	0.2	0	0	0	0	1	0	0.00	13
4/1	at #1 Arkansas (W, 2-1)	-	-	1.0	1	0	0	0	0	0	0.00	15
4/3	at #1 Arkansas (L, 5-6 [10])	-	-	2.0	2	2	2	1	2	0	2.08	43
4/9	*#4 MISSISSIPPI STATE (L, 5-6)	L	-	2.0	1	1	1	1	2	0	2.53	38
4/15	at Alabama (L, 7-8 [10])	L	-	1.0	3	1	1	0	2	0	3.09	26
4/17	at Alabama (L, 9-10)	-	-	0.2	4	3	3	0	1	2	5.11	18
4/20	SAMFORD (W, 6-4)	-	-	1.0	1	0	0	0	2	0	4.72	18
4/25	#10 FLORIDA (W, 10-8 [7])	-	-	1.2	2	2	0	0	2	0	4.20	41
4/30	at #20 Georgia (W, 10-6 [14])	-	-	3.0	4	1	1	0	0	1	4.00	32
5/6	LSU (L, 3-8)	-	-	0.1	0	3	3	3	1	0	5.40	25
5/8	LSU (W, 2-1)	W	-	2.1	0	0	0	1	4	0	4.79	38
5/14	TEXAS A&M (W, 5-4)	W	-	3.0	2	1	1	0	4	1	4.56	50
5/16	TEXAS A&M (W, 8-5)	S	-	1.1	1	0	0	0	3	0	4.32	17
5/21	at Missouri (W, 3-0)	S	-	1.0	2	0	0	1	1	0	4.15	26
5/25	vs. #11 Ole Miss (L, 4-7)	-	-	3.2	3	2	2	1	6	1	4.25	68

2022 - SENIOR YEAR

Date	Opp (Res.)	DEC	QS	IP	H	R	ER	BB	SO	HR	ERA	NP
2/19	vs. #12 Texas Tech (W, 2-1)	-	-	1.0	0	0	0	1	1	0	0.00	17
2/26	YALE-G1 (W, 4-3)	-	-	3.0	1	0	0	2	4	0	0.00	57

3/4	RHODE ISLAND (W, 7-2)	W	-	4.0	3	0	0	0	4	0	0.00	60
3/11	MIDDLE TENNESSEE (L, 8-10)	-	-	5.2	6	3	2	0	4	1	1.32	71
3/17	#1 OLE MISS (L, 6-13)	-	-	2.2	4	5	1	0	3	1	1.65	51
3/25	at Texas A&M (W, 6-5 [10])	-	-	3.0	4	4	4	2	0	1	3.26	58
3/27	at Texas A&M (W, 13-9)	-	-	2.0	1	0	0	0	3	0	2.95	24
3/31	at LSU (W, 6-5)	W	-	3.1	4	2	2	1	3	1	3.28	49
4/2	at LSU (W, 6-4)	-	-	0.1	1	0	0	0	1	0	3.24	10
4/8	#12 VANDERBILT (W, 5-1)	W	-	2.2	1	1	1	0	2	0	3.25	31
4/14	at Mississippi State (L, 6-7)	-	-	3.0	2	2	2	0	3	2	3.52	46
4/19	ALABAMA STATE (W, 6-5 [10])	-	-	2.0	1	0	0	0	3	0	3.31	25
4/22	SOUTH CAROLINA (W, 6-3)	-	-	1.1	1	0	0	0	2	0	3.18	26
4/23	SOUTH CAROLINA (W, 8-6)	-	-	1.0	0	0	0	0	0	0	3.09	13
4/24	SOUTH CAROLINA (W, 2-0)	-	-	1.0	0	0	0	0	1	0	3.00	6
4/29	at #1 Tennessee (L, 4-17)	L	-	1.0	4	3	3	0	2	0	3.65	32
5/1	at #1 Tennessee (L, 3-5)	-	-	0.2	1	0	0	0	1	0	3.58	11

CARSON SWILLING'S CAREER APPEARANCES

2021 - FRESHMAN YEAR

Date	Opp (Res.)	DEC	QS	IP	H	R	ER	BB	SO	HR	ERA	NP
2/19	PRESBYTERIAN (W, 14-3)	-	-	1.0	0	0	0	0	1	0	0.00	11
2/23	ALABAMA A&M (W, 18-2 [7])	-	-	1.0	0	0	0	0	2	0	0.00	15
3/6	#18 BOSTON COLLEGE (W, 16-1)	-	-	1.2	1	0	0	1	1	0	0.00	40
3/12	LITTLE ROCK (W, 7-0)	-	-	1.0	0	0	0	0	1	0	0.00	10
3/16	at Lipscomb (W, 9-7)	W	-	3.2	3	1	1	0	2	1	1.08	42
3/20	at #4 Ole Miss (L, 5-6)	-	-	1.2	2	0	0	1	3	0	0.90	45
3/27	KENTUCKY (L, 4-6)	-	-	1.0	2	1	1	1	0	0	1.64	16
4/2	at #1 Arkansas (L, 5-6)	L	-	0.2	0	1	1	2	0	0	2.31	14
4/11	#4 MISSISSIPPI STATE (L, 10-19)	-	-	2.0	2	3	3	3	1	0	3.95	40
4/13	at #20 Georgia Tech (W, 7-3)	-	-	1.0	0	0	0	0	3	0	3.68	16
4/16	at Alabama (W, 5-4)	S	-	2.0	1	1	0	0	3	0	3.24	38
4/20	SAMFORD (W, 6-4)	-	-	2.0	0	0	0	0	2	0	2.89	27
4/23	#10 FLORIDA (L, 2-4)	-	-	0.2	2	0	0	0	0	0	2.79	10
4/25	#10 FLORIDA (L, 4-6)	-	-	0.2	0	0	0	0	1	0	2.70	14
4/30	at #20 Georgia (W, 10-6 [14])	-	-	1.0	1	0	0	0	0	0	2.57	10
5/1	at #20 Georgia (W, 9-7)	S	-	3.1	5	3	3	1	5	0	3.33	67
5/6	LSU (L, 3-8)	-	-	0.2	1	0	0	0	1	0	3.24	15
5/8	LSU (W, 2-1)	-	-	0.2	1	0	0	2	1	0	3.16	22
5/15	TEXAS A&M (L, 9-11)	L	-	1.2	2	3	0	3	4	0	2.96	51
5/20	at Missouri (W, 15-6)	-	-	1.1	4	2	2	0	1	1	3.45	23
5/22	at Missouri (L, 6-7)	-	-	1.0	1	0	0	0	1	0	3.34	16

2022 - SOPHOMORE YEAR

Date	Opp (Res.)	DEC	QS	IP	H	R	ER	BB	SO	
------	------------	-----	----	----	---	---	----	----	----	--

SUPERLATIVES AND MISCELLANEOUS NOTES

STARTS BY POSITION

STARTING PITCHER

Trace Bright	11	4-7
Joseph Gonzalez	9	8-1
Mason Barnett	8	7-1
Hayden Mullins	8	6-2
Jordan Armstrong	4	2-2
Tommy Sheehan	3	2-1
Konner Copeland	2	2-0

CATCHER

Nate LaRue	20	13-7
Jake Wyandt	13	11-2
Ryan Dyal	12	7-5

FIRST BASE

Sonny DiChiara	40	28-12
Cam Hill	5	3-2

SECOND BASE

Cole Foster	38	27-11
Garrett Farquhar	6	4-2
Brooks Carlson	1	0-1

THIRD BASE

Blake Rambusch	41	29-12
Garrett Farquhar	4	2-2

SHORTSTOP

Brody Moore	44	30-14
Garrett Farquhar	1	1-0

LEFT FIELD

Mike Bello	14	10-4
Ryan Dyal	11	8-3
Brooks Carlson	7	5-2
Bryson Ware	5	4-1
Brayton Brown	3	2-1
Josh Hall	3	2-1
Mason Land	1	0-1
Bobby Peirce	1	0-1

CENTER FIELD

Kason Howell	45	31-14
--------------	----	-------

RIGHT FIELD

Bobby Peirce	17	12-5
Bryson Ware	17	13-4
Mike Bello	4	2-2
Blake Rambusch	4	2-2
Josh Hall	3	2-1

DESIGNATED HITTER

Cam Hill	19	13-6
Brooks Carlson	18	12-6
Ryan Dyal	4	4-0
Nate LaRue	3	2-1
Sonny DiChiara	1	0-1

2022 AUBURN & OPPONENT HIGHS

TEAM BATTING

	AUBURN	OPPONENT
Runs in a game	19, vs. Ole Miss (3/18)	19, Vandy (4/9)
Runs in an inning	9, vs. Rhode Island [1st] (G2 - 3/5)	9, Vandy [4th] (4/9)
Most Hits in a game	17, UAB (3/2)	23, Vandy (4/9)
Fewest Hits in a game	3, two times	1, Rhode Island (G2 - 3/5)
Hits in an inning	7, vs. Rhode Island [1st] (G2 - 3/5)	9, Tennessee [7th] (4/29)
2B in a game	5, vs. Yale (2/25)	10, Vandy (4/9)
3B in a game	1, seven times	1, Yale (G1 - 2/26)
HR in a game	4, vs. Rhode Island (3/6)	6, Tennessee (4/29)
SB in a game	3, at Tennessee (4/30)	6, Yale (G1 - 2/26)
LOB in a game	17, two times	14, MSU (4/15)
K in a game	17, vs. K-State (2/20)	19, Yale (2/25)
BB in a game	12, two times	9, two times

TEAM PITCHING

	AUBURN	OPPONENT
K in a game	19, vs. Yale (2/25)	17, K-State (2/20)
BB in a game	9, two times	12, two times
Pitchers used	9, vs. S. Alabama (3/22)	10, UAB (3/2)
Total Quality Starts	8	2

TEAM FIELDING

	AUBURN	OPPONENT
Errors in a game	5, vs. Ole Miss (3/17)	5, Alabama State (3/1)
DP turned in a game	3, two times	2, five times

IND. BATTING

	AUBURN	OPPONENT
Hits in a game	4, three times	5, Bulger [Vandy] (4/9)
Runs in a game	4, three times	4, two times
2B in a game	2, seven times	3, Keegan [Vandy] (4/9)
3B in a game	1, seven times	1, Swank [Yale] (G1 - 2/26)
HR in a game	2, DiChiara vs. Vandy (4/10)	2, five times
RBI in a game	6, Ware, two times	6, Russell [UT] (4/29)
XBH in a game	3, two times	3, four times
SB in a game	2, Rambusch, three times	3, Swank [Yale] (G1 - 2/26)
BB in a game	4, DiChiara at MSU (4/16)	4, Sanders [MTSU] (G2 - 3/13)
HBP in a game	2, four times	2, three times
K in a game	4, three times	4, five times
Hitting Streak	17, Rambusch (3/5-4/1)	3, 24 times
Consec. G w/HR	3, DiChiara vs. Troy/Yale (2/23-25)	2, three times

IND. PITCHING

	AUBURN	OPPONENT
K by a starter	11, Armstrong vs. Yale (2/25)	12, Johnson [MSU] (4/15)
K by a reliever	6, two times	6, three times
BB by a starter	6, Mullins vs. Vandy (4/8)	5, Picone [URI] (G1 - 3/5)
BB by a reliever	4, two times	6, Capell [Yale] (G2 - 2/26)
IP by a starter	9.0, Gonzalez vs. Vandy (4/10)	7.0, two times
IP by a reliever	5.2, Skipper vs. MTSU (3/11)	5.0, Gilreath [USC] (4/22)

MISCELLANEOUS

	AUBURN
Biggest comeback win	6, vs. S. Alabama (3/22)
Biggest blown lead loss	4, at Texas A&M (3/26)
Largest margin of victory	16, vs. Rhode Island (G1 - 3/5)
Largest margin of defeat	15, vs. Vandy (4/9)
Longest game, Time	4:09, vs. S. Alabama (3/22)
Longest game, Time (9 inn)	4:09, vs. S. Alabama (3/22)
Shortest game, Time (9 inn)	2:16, at Tennessee (5/1)
Longest game, Innings	11, at Texas A&M (3/26)
Largest crowd, Home	4,096, four times
Largest crowd, Road	12,346, at MSU (4/15)
Largest crowd, Neutral	10,515, vs. Texas Tech (2/19)

STARTS BY ORDER

LEADOFF

Blake Rambusch	45	31-14
----------------	----	-------

2ND SPOT

Kason Howell	39	26-13
Brody Moore	6	5-1

3RD SPOT

Sonny DiChiara	39	28-11
Ryan Dyal	4	2-2
Cam Hill	2	2-0

CLEANUP

Brooks Carlson	20	15-5
Ryan Dyal	9	7-2
Cam Hill	8	6-2
Brody Moore	3	2-1
Bobby Peirce	3	1-2
Sonny DiChiara	2	0-2

5TH SPOT

Brody Moore	17	11-6
Cam Hill	8	5-3
Bryson Ware	8	5-3
Cole Foster	3	3-0
Nate LaRue	3	2-1
Ryan Dyal	2	2-0
Kason Howell	2	2-0
Brooks Carlson	1	0-1
Bobby Peirce	1	1-0

6TH SPOT

Brody Moore	8	6-2
Bryson Ware	7	5-2
Cole Foster	6	5-1
Bobby Peirce	6	4-2
Mike Bello	5	3-2
Brooks Carlson	4	2-2
Ryan Dyal	4	3-1
Cam Hill	2	1-1
Kason Howell	2	1-1
Garrett Farquhar	1	1-0

7TH SPOT

Brody Moore	10	6-4
Cole Foster	8	5-3
Nate LaRue	6	4-2
Bobby Peirce	5	4-1
Bryson Ware	5	5-0
Ryan Dyal	3	3-0
Cam Hill	3	2-1
Mike Bello	1	1-0
Brayton Brown	1	0-1
Brooks Carlson	1	0-1
Garrett Farquhar	1	0-1
Kason Howell	1	1-0

8TH SPOT

Cole Foster	15	10-5
Nate LaRue	12	7-5
Ryan Dyal	4	2-2
Garrett Farquhar	4	3-1
Mike Bello	3	3-0
Brayton Brown	2	2-0
Cam Hill	1	0-1
Kason Howell	1	1-0
Bobby Peirce	1	1-0
Bryson Ware	2	2-0

9TH SPOT

Jake Wyandt	13	11-2
Mike Bello	9	5-4
Cole Foster	6	4-2
Josh Hall	6	4-2
Garrett Farquhar	5	3-2
Bobby Peirce	2	1-1
Nate LaRue	2	2-0
Ryan Dyal	1	1-0
Mason Land	1	0-1

PITCHING NOTES

2022 BULLPEN BY NUMBERS

Total App.....	154
Saves/Opp.....	14/17
IR/IRS.....	109/46
BA Against.....	.256
ERA.....	5.04

SAVES/OPP

Chase Allsup.....	1/1
Jordan Armstrong.....	1/1
Blake Burkhalter.....	11/12
Parker Carlson.....	0/1
Hayden Mullins.....	0/1
Tommy Sheehan.....	1/1

INHERITED RUNNERS/SCORED

Chase Allsup.....	13/6
John Armstrong.....	16/9
Jordan Armstrong.....	3/3
Mason Barnett.....	3/3
Ben Bosse.....	4/0
Blake Burkhalter.....	13/3
Konner Copeland.....	4/0
Tyler Drabick.....	6/2
Brooks Fuller.....	3/1
Joseph Gonzalez.....	2/1
Cade Granzow.....	6/4
Cam Hill.....	2/1
Chase Isbell.....	4/1
Nate LaRue.....	2/1
Tommy Sheehan.....	4/2
Carson Skipper.....	12/4
Carson Swilling.....	12/5

1ST BATTER FACED/RETIRED

Chase Allsup.....	14/7
John Armstrong.....	10/8
Jordan Armstrong.....	7/5
Mason Barnett.....	5/2
Ben Bosse.....	7/4
Blake Burkhalter.....	21/16
Parker Carlson.....	5/5
Konner Copeland.....	4/4
Tyler Drabick.....	6/3
Brooks Fuller.....	4/2
Joseph Gonzalez.....	1/1
Cade Granzow.....	6/4
Cam Hill.....	3/1
Chase Isbell.....	7/4
Nate LaRue.....	5/1
Hayden Mullins.....	3/1
Tommy Sheehan.....	6/4
Carson Skipper.....	17/14
Carson Swilling.....	14/9
Garrett Wade.....	4/2

RELIEF ERA

Joseph Gonzalez.....	0.00
Nate LaRue.....	1.69
Chase Allsup.....	2.41
John Armstrong.....	3.00
Mason Barnett.....	3.38
Blake Burkhalter.....	3.45
Carson Skipper.....	3.58
Ben Bosse.....	3.86
Cade Granzow.....	4.91
Tommy Sheehan.....	5.06
Jordan Armstrong.....	5.40
Konner Copeland.....	6.75
Carson Swilling.....	6.75
Hayden Mullins.....	8.31
Parker Carlson.....	8.59
Tyler Drabick.....	9.00
Chase Isbell.....	9.72
Garrett Wade.....	10.80
Cam Hill.....	18.00
Brooks Fuller.....	23.14

2022 Auburn Baseball
Team Game-by-Game for Auburn (as of May 01, 2022)
Pitching (All games)

Date	Opponent	ip	h	r	er	bb	so	2b	3b	hr	wp	bk	hbp	dp	ibb	score	w-l	sv	era
Feb 18	vs Oklahoma	8.0	4	3	3	5	7	1	0	1	1	0	3	2	0	0-3	0-1	0	3.38
Feb 19	vs Texas Tech	9.0	3	1	1	7	8	0	0	0	1	0	1	1	0	2-1	1-1	1	2.12
Feb 20	vs Kansas State	9.0	3	1	0	3	10	0	0	0	0	0	0	1	0	12-1	2-1	1	1.38
Feb 23	TROY	9.0	5	1	1	4	7	0	0	0	1	0	0	0	0	13-1	3-1	1	1.29
Feb 25	YALE	9.0	4	0	0	3	19	0	0	0	2	0	1	1	0	9-0	4-1	1	1.02
Feb 26	YALE	9.0	9	3	3	3	8	2	1	0	1	0	0	0	0	4-3	5-1	1	1.36
Feb 26	YALE	10.0	8	5	5	9	12	2	0	1	4	0	0	0	0	4-5	5-2	1	1.86
Mar 01	ALABAMA STATE	9.0	13	7	6	8	12	3	0	0	3	0	1	1	0	13-7	6-2	1	2.38
Mar 02	UAB	9.0	3	1	1	2	11	1	0	0	0	0	1	1	0	16-1	7-2	1	2.22
Mar 04	RHODE ISLAND	9.0	8	2	2	2	11	2	0	1	0	0	0	0	0	7-2	8-2	2	2.20
Mar 05	RHODE ISLAND	9.0	5	0	0	2	11	0	0	0	0	0	2	1	0	16-0	9-2	2	2.00
Mar 05	RHODE ISLAND	7.0	1	0	0	0	10	0	0	0	1	0	0	1	0	12-0	10-2	2	1.87
Mar 06	RHODE ISLAND	9.0	3	1	1	4	14	0	0	1	0	0	1	0	0	14-1	11-2	3	1.80
Mar 09	vs Tennessee Tech	9.0	10	3	2	3	14	3	0	0	1	0	1	0	0	4-3	12-2	3	1.81
Mar 11	MIDDLE TENNESS	9.0	10	10	6	3	8	3	0	1	1	0	1	0	0	8-10	12-3	3	2.10
Mar 13	MIDDLE TENNESS	9.0	12	7	6	4	8	2	0	3	1	0	1	2	0	10-7	13-3	4	2.35
Mar 13	MIDDLE TENNESS	8.0	8	4	4	5	4	3	0	0	2	0	0	3	0	3-4	13-4	4	2.46
*Mar 17	OLE MISS	9.0	14	13	6	5	13	3	0	3	4	0	1	1	0	6-13	13-5	4	2.66
*Mar 18	OLE MISS	9.0	6	5	3	8	7	1	0	1	2	0	1	0	0	19-5	14-5	4	2.68
*Mar 19	OLE MISS	9.0	19	15	12	2	12	6	0	3	0	1	1	1	0	2-15	14-6	4	3.15
Mar 22	vs South Alabama	9.0	15	12	11	6	9	5	0	0	3	0	3	1	0	13-12	15-6	4	3.53
*Mar 25	at Texas AM	10.0	11	5	5	2	12	2	0	1	2	0	3	1	0	6-5	16-6	5	3.58
*Mar 26	at Texas AM	10.2	11	5	5	3	14	4	0	1	1	0	0	0	0	4-5	16-7	5	3.61
*Mar 27	at Texas AM	9.0	8	9	8	7	9	1	0	1	1	0	1	2	0	13-9	17-7	5	3.80
Mar 29	JACKSONVILLE ST	9.0	6	5	3	4	6	4	0	0	2	0	1	0	0	2-5	17-8	5	3.77
*Mar 31	at LSU	9.0	9	5	5	3	12	1	0	3	0	0	2	1	0	6-5	18-8	6	3.81
*Apr 01	at LSU	8.0	12	9	9	7	8	3	0	1	3	0	0	2	1	2-9	18-9	6	4.02
*Apr 02	at LSU	9.0	11	4	4	2	5	1	0	1	0	0	2	1	0	6-4	19-9	7	4.02
Apr 05	at UAB	9.0	9	4	4	5	11	0	0	2	0	0	1	0	0	6-4	20-9	8	4.02
*Apr 08	VANDERBILT	9.0	2	1	1	7	15	1	0	0	1	0	1	1	0	5-1	21-9	9	3.92
*Apr 09	VANDERBILT	9.0	23	19	19	6	8	10	0	4	0	0	1	0	1	4-19	21-10	9	4.41
*Apr 10	VANDERBILT	9.0	8	2	1	0	8	2	0	0	1	0	0	1	0	8-2	22-10	9	4.30
Apr 12	SAMFORD	9.0	4	1	1	5	17	0	0	0	2	0	1	1	0	4-1	23-10	10	4.20
*Apr 14	at Mississippi State	8.1	6	7	6	9	9	0	0	2	1	0	0	1	2	6-7	23-11	10	4.26
*Apr 15	at Mississippi State	8.0	14	9	9	5	11	3	0	2	2	0	3	0	0	5-9	23-12	10	4.41
*Apr 16	at Mississippi State	9.0	8	2	2	1	7	1	0	2	0	0	0	0	0	3-2	24-12	11	4.35
Apr 19	ALABAMA STATE	10.0	5	5	3	6	16	1	0	0	2	0	0	1	0	6-5	25-12	11	4.30
Apr 20	KENNESAW STAT	9.0	4	1	0	2	14	0	0	0	0	1	0	0	0	14-1	26-12	11	4.18
*Apr 22	SOUTH CAROLINA	9.0	4	3	2	2	12	0	0	1	0	0	2	1	0	6-3	27-12	12	4.13
*Apr 23	SOUTH CAROLINA	9.0	9	6	5	3	9	1	0	1	0	0	1	3	0	8-6	28-12	13	4.15
*Apr 24	SOUTH CAROLINA	9.0	8	0	0	0	6	0	0	0	0	0	0	2	0	2-0	29-12	14	4.05
Apr 26	at Jacksonville Stat	9.0	10	4	4	5	15	3	0	2	0	0	1	0	0	8-4	30-12	14	4.05
*Apr 29	at Tennessee	8.0	19	17	16	4	5	4	0	6	0	0	0	1	0	4-17	30-13	14	4.34
*Apr 30	at Tennessee	9.0	10	6	5	3	11	1	0	1	3	0	0	0	0	8-6	31-13	14	4.35
*May 01	at Tennessee	8.0	8	5	5	1	3	1	0	2	1	0	0	1	0	3-5	31-14	14	4.38
Totals		401.0	382	228	195	180	458	81	1	48	50	2	39	37	4	326-228	31-14	14	4.38

AUBURN STARTING PITCHER BREAKDOWN

Starter	GS	Quality Starts	Run Support	RS/Start	Auburn Record
Bright	11	3	39	3.3	4-7
Gonzalez	9	5	40	4.4	8-1
Barnett	8	0	24	3.0	7-1
Mullins	8	0	21	2.6	6-2
Armstrong	4	0	9	2.3	2-2
Sheehan	3	0	7	2.3	2-1
Copeland	2	0	15	7.5	2-0

Auburn Overall Rankings

Category	Rank	No.
ERA	4.38	7th
Opp BA	.252	10th
Hits Allowed	382	12th
Walks	180	10th
Strikeouts	458	5th

Auburn SEC-Only Rankings

Category	Rank	No.
ERA	6.16	T-9th
Opp BA	.296	14th
Hits Allowed	220	14th
Walks	80	6th
Strikeouts	196	8th

AUBURN PITCHING BREAKDOWN

	W-L	ERA	IP	H	R	ER	BB	K	HR	AVG	W-L	ERA	IP	H	R	ER	BB	K	HR	AVG	
STARTERS	13-7	3.66	194.0	181	89	79	83	210	15	.248	HOME	19-7	3.52	233.0	201	117	91	99	278	20	.232
RELIEVERS	18-7	5.04	207.0	201	139	116	97	248	33	.256	ROAD	8-6	6.31	124.0	146	91	87	57	132	27	.297
TOTALS	31-14	4.38	401.0	382	228	195	180	458	48	.252	NEUT.	4-1	3.48	44.0	35	20	17	24	48	1	.226

HITTING NOTES

2022 MULTI-HIT GAMES

	2	3	4	5+	Total
Blake Rambusch	14	5	2	-	21
Sonny DiChiara	11	5	1	-	17
Kason Howell	8	7	-	-	15
Brody Moore	13	1	-	-	14
Brooks Carlson	5	2	-	-	7
Cam Hill	6	1	-	-	7
Bobby Peirce	5	2	-	-	7
Ryan Dyal	6	-	-	-	6
Bryson Ware	4	2	-	-	6
Cole Foster	4	2	-	-	6
Nate LaRue	3	1	-	-	4
Mike Bello	2	1	-	-	3
Garrett Farquhar	2	-	-	-	2
Jake Wyandt	2	-	-	-	2
Josh Hall	1	-	-	-	1

CAREER AUBURN MULTI-HIT GAMES

	2	3	4	5+	Total
Kason Howell	34	15	-	-	49
Brody Moore	29	6	2	-	37
Blake Rambusch	14	5	2	-	21
Sonny DiChiara	11	5	1	-	17
Cam Hill	13	4	-	-	17
Bryson Ware	11	4	-	-	15
Garrett Farquhar	8	1	-	-	9
Brooks Carlson	5	2	-	-	7
Ryan Dyal	7	-	-	-	7
Cole Foster	5	2	-	-	7
Bobby Peirce	5	2	-	-	7
Josh Hall	5	1	-	-	6
Nate LaRue	4	1	-	-	5
Mike Bello	2	1	-	-	3
Jake Wyandt	2	-	-	-	2
Brayton Brown	1	-	-	-	1

2022 MULTI-RBI GAMES

	2	3	4	5+	Total
Sonny DiChiara	7	2	2	1	12
Blake Rambusch	5	2	1	-	8
Ryan Dyal	3	3	1	-	7
Kason Howell	6	1	-	-	7
Cole Foster	4	1	1	-	6
Nate LaRue	5	-	-	1	6
Brooks Carlson	3	2	1	-	6
Brody Moore	1	3	1	-	5
Bryson Ware	2	-	-	2	4
Garrett Farquhar	3	-	-	-	3
Cam Hill	3	-	-	-	3
Bobby Peirce	1	2	-	-	3
Jake Wyandt	1	1	1	-	3
Mike Bello	2	-	-	-	2
Brayton Brown	-	1	-	-	1
Josh Hall	1	-	-	-	1

CAREER AUBURN MULTI-RBI GAMES

	2	3	4	5+	Total
Kason Howell	9	7	-	1	17
Brody Moore	11	3	1	1	16
Sonny DiChiara	7	2	2	1	12
Bryson Ware	6	-	2	2	10
Ryan Dyal	5	3	1	-	9
Cam Hill	5	3	1	-	9
Blake Rambusch	5	2	1	-	8
Nate LaRue	6	-	-	1	7
Garrett Farquhar	4	1	1	-	6
Cole Foster	4	1	1	-	6
Brooks Carlson	3	2	1	-	6
Brayton Brown	2	2	-	-	4
Bobby Peirce	2	2	-	-	4
Josh Hall	2	1	-	-	3
Jake Wyandt	1	1	1	-	3
Mike Bello	2	-	-	-	2

CAREER AUBURN STARTS

	Career	Consec.
Kason Howell	169	93
Brody Moore	111	36
Bryson Ware	59	-
Cam Hill	54	5
Ryan Dyal	49	-
Blake Rambusch	45	45
Cole Foster	42	8
Sonny DiChiara	41	29
Nate LaRue	36	7
Brooks Carlson	26	9
Garrett Farquhar	26	-
Bobby Peirce	20	4
Mike Bello	18	-
Josh Hall	16	-
Brayton Brown	14	-
Jake Wyandt	13	-
Mason Land	1	-

TEAM NOTES

Auburn Overall SEC Rankings			Auburn SEC-Only Rankings		
Category	Rank	No.	Category	Rank	No.
Avg.	.291	3rd	Avg.	.276	5th
Hits	452	2nd	Hits	204	5th
2B	86	T-4th	2B	36	T-3rd
HR	47	12th	HR	26	8th
BB	226	3rd	BB	101	2nd

2022 AUBURN HOME RUNS

No.	Player (#)	Opponent (Date)	On	Outs	Inn.	Pitcher
1	Ware (1)	Troy (2/23)	3	2	1	Fletcher (R)
2	DiChiara (1)	Troy (2/23)	2	1	2	Pettys (L)
3	DiChiara (2)	Yale (2/25)	1	1	1	Kipp (R)
4	DiChiara (3)	Yale (G1 - 2/26)	0	2	5	Walsh (R)
5	Howell (1)	Yale (G1 - 2/26)	0	0	9	Easterly (L)
6	Rambusch (1)	Yale (G2 - 2/26)	0	0	8	Capell (R)
7	Foster (1)	Alabama State (3/1)	2	1	2	A. Melendez (L)
8	DiChiara (4)	Alabama State (3/1)	0	0	7	O. Melendez (L)
9	DiChiara (5)	Rhode Island (3/4)	1	1	3	Twitchell (R)
10	Rambusch (2)	Rhode Island (G1 - 3/5)	0	0	1	Picone (R)
11	Dyal (1)	Rhode Island (G1 - 3/5)	1	2	4	Diaz (R)
12	Wyandt (1)	Rhode Island (3/6)	2	2	2	Levesque (L)
13	Carlson (1)	Rhode Island (3/6)	1	0	5	Brutti (R)
14	Dyal (2)	Rhode Island (3/6)	3	1	6	Morrison (R)
15	Farquhar (1)	Rhode Island (3/6)	1	2	7	Morrison (R)
16	Dyal (3)	Middle Tennessee (3/11)	1	1	1	Keenan (R)
17	Moore (1)	Middle Tennessee (3/11)	2	2	9	Wigginton (L)
18	DiChiara (6)	Ole Miss (3/17)	1	1	1	Gaddis (L)
19	Dyal (4)	Ole Miss (3/17)	0	1	6	DeLucia (R)
20	DiChiara (7)	Ole Miss (3/18)	1	2	4	Nichols (R)
21	Howell (2)	Ole Miss (3/18)	2	1	7	McDaniel (R)
22	Farquhar (2)	South Alabama (3/22)	0	1	5	Runyan (L)
23	Foster (2)	Texas A&M (3/26)	0	0	2	Dallas (R)
24	Bello (1)	Texas A&M (3/26)	0	0	2	Dallas (R)
25	LaRue (1)	Texas A&M (3/27)	1	2	2	Prager (L)
26	Foster (3)	Texas A&M (3/27)	1	2	5	Hector (R)
27	Moore (2)	LSU (3/31)	2	2	5	Money (R)
28	DiChiara (8)	LSU (4/2)	1	1	5	Fontenot (R)
29	Foster (4)	Vanderbilt (4/8)	0	0	2	McElvain (R)
30	Carlson (2)	Vanderbilt (4/8)	2	1	3	McElvain (R)
31	DiChiara (9)	Vanderbilt (4/9)	0	2	1	Holton (L)
32	LaRue (2)	Vanderbilt (4/9)	1	2	4	Holton (L)
33	DiChiara (10)	Vanderbilt (4/10)	2	1	2	Reilly (R)
34	DiChiara (11)	Vanderbilt (4/10)	0	2	6	Owen (L)
35	Peirce (1)	Samford (4/12)	0	0	8	Watkins (L)
36	LaRue (3)	Miss. State (4/14)	0	1	3	Smith (R)
37	Foster (5)	Miss. State (4/14)	0	1	8	Kohn (L)
38	Moore (3)	Kennesaw St. (4/20)	0	2	3	Stills (R)
39	Carlson (3)	Kennesaw St. (4/20)	1	2	4	Cain (R)
40	LaRue (4)	South Carolina (4/22)	1	2	2	Thomas (R)
41	Peirce (2)	South Carolina (4/22)	0	0	7	Gilreath (L)
42	DiChiara (12)	South Carolina (4/22)	1	0	8	Weins (R)
43	Foster (6)	South Carolina (4/23)	0	0	8	Becker (L)
44	Rambusch (3)	Tennessee (4/29)	2	2	6	Mabrey (L)
45	DiChiara (13)	Tennessee (4/30)	1	0	5	Sewell (R)
46	Peirce (3)	Tennessee (4/30)	2	2	9	Walsh (L)
47	Peirce (4)	Tennessee (5/1)	0	0	5	Beam (R)

AUBURN CAREER HOME RUN BREAKDOWN

	1R	2R	3R	GS	Career	Home	Road	Last
Bello	1	--	--	--	1	--	1	3/26/22
Carlson	--	2	1	--	3	3	--	4/20/22
DiChiara	4	7	2	--	13	11	2	4/30/22
Dyal	3	3	--	1	7	6	1	3/17/22
Farquhar	1	1	--	--	2	1	1	3/22/22
Foster	4	1	1	--	6	3	3	4/23/22
Hill	2	2	--	1	5	5	--	4/25/21
Howell	4	3	2	--	9	3	6	3/18/22
LaRue	3	3	--	--	6	4	2	4/22/22
Moore	2	1	2	--	5	3	2	4/20/22
Peirce	3	--	1	--	4	2	2	5/1/22
Rambusch	2	--	1	--	3	2	1	4/29/22
Ware	2	4	--	1	7	5	2	2/23/22
Wyandt	--	--	1	--	1	1	--	3/6/22

AUBURN HITTING STREAKS

	Current	'22	Career
Mike Bello	-	6	6
Luke Burk	-	1	1
Brooks Carlson	4	5	5
Sonny DiChiara	-	8	8
Ryan Dyal	-	4	4
Garrett Farquhar	-	6	6
Cole Foster	1	6	6
Josh Hall	2	3	4
Cam Hill	-	8	8
Kason Howell	2	9	9
Mason Land	-	3	3
Nate LaRue	3	4	4
Brody Moore	1	9	9
Brody Moss	1	1	1
Bobby Peirce	2	6	6
Blake Rambusch	-	17	17
Bryson Ware	-	4	6
Jake Wyandt	-	7	7

AUBURN REACHED BASE STREAKS

	Current	'22	Career
Mike Bello	-	8	8
Luke Burk	-	1	1
Brooks Carlson	4	10	10
Ryan Dyal	-	15	15
Sonny DiChiara	41	41	41
Garrett Farquhar	-	7	7
Cole Foster	1	11	11
Josh Hall	2	3	5
Cam Hill	-	7	8
Kason Howell	2	23	23
Mason Land	-	4	4
Nate LaRue	3	4	7
Brody Moore	1	18	18
Brody Moss	1	1	1
Bobby Peirce	2	8	8
Blake Rambusch	-	42	42
Bryson Ware	-	8	8
Jake Wyandt	-	7	7

BUNT HITS

Player	No.
Josh Hall	3
Brody Moore	2
Mike Bello	1
Cole Foster	1
Blake Rambusch	1
TOTAL	8

SAC BUNTS

Player	No.
Blake Rambusch	2
Mike Bello	1
Brayton Brown	1
Ryan Dyal	1
Cole Foster	1
Kason Howell	1
Mason Land	1
Nate LaRue	1
Brody Moore	1
Jake Wyandt	1
TOTAL	11

SAC FLIES

Player	No.
Nate LaRue	5
Blake Rambusch	4
Kason Howell	3
Brody Moore	3
Sonny DiChiara	2
Ryan Dyal	2
Cole Foster	2
Cam Hill	1
Brody Moss	1
Bobby Peirce	1
Bryson Ware	1
Jake Wyandt	1
TOTAL	26

OUTFIELD ASSISTS

Player	No.
Bryson Ware	3
Ryan Dyal	2
Kason Howell	1
Bobby Peirce	1
TOTAL	7

PINCH HITS

Player	No.
Brooks Carlson	3
Garrett Farquhar	2
Cam Hill	2
Mason Land	2
Mike Bello	1
Luke Burk	1
Brody Moss	1
TOTAL	10

AUBURN 2022 GAME-BY-GAME STARTING LINEUPS

DATE	OPP	1	2	3	4	5	6	7	8	9	SP
2/18	vs. Oklahoma	Rambusch	Howell	Dyal	DiChiara	Moore	Ware	Hill	Foster	Farquhar	Sheehan
2/19	vs. Texas Tech	Rambusch	Moore	DiChiara	Dyal	Howell	Ware	Foster	Farquhar	Wyandt	Gonzalez
2/20	vs. Kansas State	Rambusch	Moore	DiChiara	Dyal	LaRue	Howell	Foster	Brown	Hall	Bright
2/23	Troy	Rambusch	Howell	DiChiara	Dyal	Moore	Ware	Foster	Brown	Wyandt	Sheehan
2/25	Yale	Rambusch	Moore	DiChiara	Dyal	LaRue	Ware	Foster	Howell	Hall	Armstrong
2/26	Yale - G1	Rambusch	Moore	DiChiara	Dyal	Ware	Foster	Howell	Farquhar	Wyandt	Gonzalez
2/26	Yale - G2	Rambusch	Moore	DiChiara	Dyal	LaRue	Howell	Brown	Foster	Hall	Bright
3/1	Alabama State	Rambusch	Moore	DiChiara	Dyal	Howell	Ware	Hill	Foster	Wyandt	Copeland
3/2	UAB	Rambusch	Howell	DiChiara	Hill	Foster	Farquhar	Ware	Dyal	Wyandt	Barnett
3/4	Rhode Island	Rambusch	Howell	DiChiara	Hill	Moore	Ware	Dyal	Foster	Hall	Armstrong
3/5	Rhode Island - G1	Rambusch	Howell	DiChiara	Carlson	Ware	Dyal	Moore	Foster	Wyandt	Gonzalez
3/5	Rhode Island - G2	Rambusch	Howell	DiChiara	Hill	Ware	Moore	Dyal	Foster	Wyandt	Bright
3/6	Rhode Island	Rambusch	Howell	Hill	Carlson	Moore	Dyal	Ware	Foster	Wyandt	Mullins
3/8	vs. Tennessee Tech	Rambusch	Howell	Hill	Carlson	Moore	Dyal	Ware	Foster	Wyandt	Barnett
3/11	Middle Tennessee	Rambusch	Howell	Dyal	Carlson	Ware	Hill	Moore	Foster	Hall	Armstrong
3/13	Middle Tennessee - G1	Rambusch	Howell	Dyal	Carlson	Ware	Hill	Moore	Foster	Wyandt	Gonzalez
3/13	Middle Tennessee - G2	Rambusch	Howell	Dyal	DiChiara	Ware	Moore	Farquhar	Hill	Wyandt	Bright
3/17	Ole Miss*	Rambusch	Howell	DiChiara	Carlson	Hill	Ware	Moore	Dyal	Wyandt	Barnett
3/18	Ole Miss*	Rambusch	Howell	DiChiara	Dyal	Ware	Moore	Hill	Farquhar	Bello	Mullins
3/19	Ole Miss*	Rambusch	Howell	DiChiara	Dyal	Ware	Moore	Carlson	Farquhar	Bello	Bright
3/22	vs. South Alabama	Rambusch	Howell	DiChiara	Carlson	Dyal	Moore	Ware	Bello	Farquhar	Barnett
3/25	at Texas A&M*	Rambusch	Howell	DiChiara	Carlson	Dyal	Moore	LaRue	Bello	Farquhar	Mullins
3/26	at Texas A&M*	Rambusch	Howell	DiChiara	Hill	Moore	Dyal	LaRue	Foster	Bello	Bright
3/27	at Texas A&M*	Rambusch	Howell	DiChiara	Carlson	Moore	Bello	Ware	LaRue	Foster	Sheehan
3/29	Jacksonville State	Rambusch	Howell	DiChiara	Hill	Moore	Bello	Foster	Dyal	Land	Armstrong
3/31	at LSU*	Rambusch	Howell	DiChiara	Hill	Moore	Bello	LaRue	Foster	Hall	Mullins
4/1	at LSU*	Rambusch	Howell	DiChiara	Moore	Carlson	Bello	LaRue	Foster	Peirce	Bright
4/2	at LSU*	Rambusch	Howell	DiChiara	Moore	Foster	Bello	LaRue	Dyal	Peirce	Gonzalez
4/5	at UAB	Rambusch	Howell	DiChiara	Moore	Foster	Carlson	Bello	Peirce	LaRue	Barnett
4/8	Vanderbilt*	Rambusch	Howell	DiChiara	Carlson	Moore	Foster	Peirce	LaRue	Bello	Mullins
4/9	Vanderbilt*	Rambusch	Howell	DiChiara	Carlson	Moore	Foster	Peirce	LaRue	Farquhar	Bright
4/10	Vanderbilt*	Rambusch	Howell	DiChiara	Carlson	Moore	Foster	Peirce	LaRue	Bello	Gonzalez
4/12	Samford	Rambusch	Howell	DiChiara	Hill	Moore	Foster	Peirce	Bello	Wyandt	Barnett
4/14	at Mississippi State*	Rambusch	Howell	DiChiara	Carlson	Moore	Peirce	Foster	LaRue	Bello	Mullins
4/15	at Mississippi State*	Rambusch	Howell	DiChiara	Carlson	Moore	Peirce	Foster	LaRue	Bello	Bright
4/16	at Mississippi State*	Rambusch	Howell	DiChiara	Hill	Moore	Foster	Peirce	LaRue	Bello	Gonzalez
4/19	Alabama State	Rambusch	Howell	DiChiara	Carlson	Moore	Peirce	Dyal	Ware	Farquhar	Barnett
4/20	Kennesaw State	Rambusch	Howell	DiChiara	Carlson	Hill	Peirce	Moore	Foster	Dyal	Copeland
4/22	South Carolina*	Rambusch	Howell	DiChiara	Carlson	Hill	Peirce	Moore	Foster	LaRue	Mullins
4/23	South Carolina*	Rambusch	Howell	DiChiara	Carlson	Peirce	Moore	LaRue	Ware	Foster	Bright
4/24	South Carolina*	Rambusch	Howell	DiChiara	Carlson	Hill	Moore	Foster	LaRue	Bello	Gonzalez
4/26	at Jacksonville State	Rambusch	Howell	DiChiara	Carlson	Hill	Peirce	Moore	LaRue	Foster	Barnett
4/29	at Tennessee*	Rambusch	Howell	DiChiara	Peirce	Hill	Carlson	Moore	LaRue	Foster	Mullins
4/30	at Tennessee*	Rambusch	Howell	DiChiara	Peirce	Hill	Carlson	Moore	LaRue	Foster	Bright
5/1	at Tennessee*	Rambusch	Howell	DiChiara	Peirce	Hill	Carlson	Moore	LaRue	Foster	Gonzalez
5/6	Arkansas*										
5/7	Arkansas*										
5/8	Arkansas*										
5/10	at Troy										
5/13	Alabama*										
5/14	Alabama*										
5/15	Alabama*										
5/17	at Samford										
5/19	at Kentucky*										
5/20	at Kentucky*										
5/21	at Kentucky*										

* - SEC Game

AUBURN 2021 GAME-BY-GAME STARTERS

DATE	OPP	SP	C	1B	2B	3B	SS	LF	CF	RF	DH
2/18	vs. Oklahoma	Sheehan	Dyal	DiChiara	Foster	Farquhar	Moore	Ware	Howell	Rambusch	Hill
2/19	vs. Texas Tech	Gonzalez	Wyandt	DiChiara	Foster	Farquhar	Moore	Ware	Howell	Rambusch	Dyal
2/20	vs. Kansas State	Bright	Dyal	DiChiara	Foster	Rambusch	Moore	Brown	Howell	Hall	LaRue
2/23	Troy	Sheehan	Wyandt	DiChiara	Foster	Rambusch	Moore	Brown	Howell	Ware	Dyal
2/25	Yale	Armstrong	Dyal	DiChiara	Foster	Rambusch	Moore	Hall	Howell	Ware	LaRue
2/26	Yale - G1	Gonzalez	Wyandt	DiChiara	Foster	Farquhar	Moore	Ware	Howell	Rambusch	Dyal
2/26	Yale - G2	Bright	Dyal	DiChiara	Foster	Rambusch	Moore	Brown	Howell	Hall	LaRue
3/1	Alabama State	Copeland	Wyandt	DiChiara	Foster	Rambusch	Moore	Dyal	Howell	Ware	Hill
3/2	UAB	Barnett	Wyandt	DiChiara	Foster	Rambusch	Farquhar	Dyal	Howell	Ware	Hill
3/4	Rhode Island	Armstrong	Dyal	DiChiara	Foster	Rambusch	Moore	Hall	Howell	Ware	Hill
3/5	Rhode Island - G1	Gonzalez	Wyandt	DiChiara	Foster	Rambusch	Moore	Dyal	Howell	Ware	Carlson
3/5	Rhode Island - G2	Bright	Wyandt	DiChiara	Foster	Rambusch	Moore	Dyal	Howell	Ware	Hill
3/6	Rhode Island	Mullins	Wyandt	Hill	Foster	Rambusch	Moore	Dyal	Howell	Ware	Carlson
3/8	vs. Tennessee Tech	Barnett	Wyandt	Hill	Foster	Rambusch	Moore	Dyal	Howell	Ware	Carlson
3/11	Middle Tennessee	Armstrong	Dyal	Hill	Foster	Rambusch	Moore	Hall	Howell	Ware	Carlson
3/13	Middle Tennessee - G1	Gonzalez	Wyandt	Hill	Foster	Rambusch	Moore	Dyal	Howell	Ware	Carlson
3/13	Middle Tennessee - G2	Bright	Wyandt	Hill	Farquhar	Rambusch	Moore	Dyal	Howell	Ware	DiChiara
3/17	Ole Miss*	Barnett	Wyandt	DiChiara	Carlson	Rambusch	Moore	Dyal	Howell	Ware	Hill
3/18	Ole Miss*	Mullins	Dyal	DiChiara	Farquhar	Rambusch	Moore	Bello	Howell	Ware	Hill
3/19	Ole Miss*	Bright	Dyal	DiChiara	Farquhar	Rambusch	Moore	Bello	Howell	Ware	Carlson
3/22	vs. South Alabama	Barnett	Dyal	DiChiara	Farquhar	Rambusch	Moore	Bello	Howell	Ware	Carlson
3/25	at Texas A&M*	Mullins	LaRue	DiChiara	Farquhar	Rambusch	Moore	Dyal	Howell	Bello	Carlson
3/26	at Texas A&M*	Bright	LaRue	DiChiara	Foster	Rambusch	Moore	Dyal	Howell	Bello	Hill
3/27	at Texas A&M*	Sheehan	LaRue	DiChiara	Foster	Rambusch	Moore	Bello	Howell	Ware	Carlson
3/29	Jacksonville State	Armstrong	Dyal	DiChiara	Foster	Rambusch	Moore	Land	Howell	Bello	Hill
3/31	at LSU*	Mullins	LaRue	DiChiara	Foster	Rambusch	Moore	Bello	Howell	Hall	Hill
4/1	at LSU*	Bright	LaRue	DiChiara	Foster	Rambusch	Moore	Bello	Howell	Peirce	Carlson
4/2	at LSU*	Gonzalez	LaRue	DiChiara	Foster	Rambusch	Moore	Bello	Howell	Peirce	Dyal
4/5	at UAB	Barnett	LaRue	DiChiara	Foster	Rambusch	Moore	Bello	Howell	Peirce	Carlson
4/8	Vanderbilt*	Mullins	LaRue	DiChiara	Foster	Rambusch	Moore	Bello	Howell	Peirce	Carlson
4/9	Vanderbilt*	Bright	LaRue	DiChiara	Foster	Farquhar	Moore	Peirce	Howell	Rambusch	Carlson
4/10	Vanderbilt*	Gonzalez	LaRue	DiChiara	Foster	Rambusch	Moore	Bello	Howell	Peirce	Carlson
4/12	Samford	Barnett	Wyandt	DiChiara	Foster	Rambusch	Moore	Bello	Howell	Peirce	Hill
4/14	at Mississippi State*	Mullins	LaRue	DiChiara	Foster	Rambusch	Moore	Bello	Howell	Peirce	Carlson
4/15	at Mississippi State*	Bright	LaRue	DiChiara	Foster	Rambusch	Moore	Bello	Howell	Peirce	Carlson
4/16	at Mississippi State*	Gonzalez	LaRue	DiChiara	Foster	Rambusch	Moore	Bello	Howell	Peirce	Hill
4/19	Alabama State	Barnett	Dyal	DiChiara	Farquhar	Rambusch	Moore	Ware	Howell	Peirce	Carlson
4/20	Kennesaw State	Copeland	Dyal	DiChiara	Foster	Rambusch	Moore	Carlson	Howell	Peirce	Hill
4/22	South Carolina*	Mullins	LaRue	DiChiara	Foster	Rambusch	Moore	Carlson	Howell	Peirce	Hill
4/23	South Carolina*	Bright	LaRue	DiChiara	Foster	Rambusch	Moore	Ware	Howell	Peirce	Carlson
4/24	South Carolina*	Gonzalez	LaRue	DiChiara	Foster	Rambusch	Moore	Carlson	Howell	Bello	Hill
4/26	at Jacksonville State	Barnett	LaRue	DiChiara	Foster	Rambusch	Moore	Carlson	Howell	Peirce	Hill
4/29	at Tennessee*	Mullins	LaRue	DiChiara	Foster	Rambusch	Moore	Carlson	Howell	Peirce	Hill
4/30	at Tennessee*	Bright	LaRue	DiChiara	Foster	Rambusch	Moore	Carlson	Howell	Peirce	Hill
5/1	at Tennessee*	Gonzalez	LaRue	DiChiara	Foster	Rambusch	Moore	Carlson	Howell	Peirce	Hill
5/6	Arkansas*										
5/7	Arkansas*										
5/8	Arkansas*										
5/10	at Troy										
5/13	Alabama*										
5/14	Alabama*										
5/15	Alabama*										
5/17	at Samford										
5/19	at Kentucky*										
5/20	at Kentucky*										
5/21	at Kentucky*										

* - SEC Game

OVERALL STATS



**2022 Auburn Baseball
Overall Statistics for Auburn (as of May 01, 2022)
(All games Sorted by Batting avg)**



Record: 31-14 Home: 19-7 Away: 8-6 Neutral: 4-1 SEC: 12-9

Player	avg	gp-gs	ab	r	h	2b	3b	hr	rbi	tb	slg%	bb	hp	so	gdp	ob%	sf	sh	sb-att	po	a	e	fld%	
17 DiChiara, Sonny	.436	41-41	133	40	58	15	0	13	40	112	.842	50	6	28	3	.597	2	0	0-0	279	16	4	.987	
1 Rambusch, Blake	.362	45-45	185	40	67	9	1	3	32	87	.470	20	11	24	1	.445	4	2	13-18	27	84	5	.957	
5 Howell, Kason	.302	45-45	179	38	54	15	2	2	28	79	.441	20	8	38	1	.390	3	1	9-10	110	1	2	.982	
19 Carlson, Brooks	.300	33-26	110	24	33	4	0	3	19	46	.418	13	2	30	4	.384	0	0	0-0	6	0	1	.857	
16 Hill, Cam	.293	31-24	92	15	27	7	0	0	16	34	.370	12	1	26	1	.377	1	0	0-1	31	1	0	1.000	
4 Moore, Brody	.271	44-44	170	30	46	8	0	3	24	63	.371	19	2	27	2	.345	3	1	3-5	44	97	3	.979	
7 Foster, Cole	.258	39-38	128	26	33	4	0	6	28	55	.430	20	6	33	2	.378	2	1	0-1	60	95	5	.969	
8 Ware, Bryson	.238	39-22	84	21	20	8	1	1	19	33	.393	11	2	31	1	.337	1	0	4-4	42	3	0	1.000	
28 LaRue, Nate	.235	32-23	85	13	20	4	0	4	21	36	.424	9	2	35	0	.307	5	1	2-2	213	18	1	.996	
6 Dyal, Ryan	.225	29-27	89	23	20	4	0	4	26	36	.404	16	7	29	2	.377	2	1	0-0	135	4	2	.986	

72 Moss, Brody	.333	5-0	3	0	1	0	0	0	1	1	.333	0	0	1	0	.250	1	0	0-0	0	1	0	1.000	
27 Peirce, Bobby	.316	28-18	79	13	25	2	3	4	16	45	.570	6	2	20	1	.375	1	0	2-3	38	1	1	.975	
2 Hall, Josh	.269	18-6	26	5	7	1	0	0	2	8	.308	5	0	10	0	.387	0	0	1-1	7	0	0	1.000	
50 Wyandt, Jake	.237	20-13	38	8	9	1	0	1	12	13	.342	4	2	14	0	.333	1	1	1-1	119	11	3	.977	
31 Bello, Mike	.235	31-18	68	13	16	3	0	1	8	22	.324	12	1	16	0	.358	0	1	1-1	29	0	1	.967	
11 Farquhar, Garrett	.217	27-11	46	12	10	1	0	2	8	17	.370	4	3	4	1	.321	0	0	0-0	19	26	0	1.000	
37 Land, Mason	.176	18-1	17	2	3	0	0	0	1	3	.176	3	1	3	0	.333	0	1	0-0	4	4	0	1.000	
Brown, B.	.167	6-3	12	2	2	0	0	0	3	2	.167	2	2	7	0	.375	0	1	0-0	5	0	0	1.000	
51 Burk, Luke	.125	11-0	8	1	1	0	0	0	0	1	.125	0	0	6	0	.125	0	0	0-0	18	0	0	1.000	
13 Schorr, Ben	.000	2-0	1	0	0	0	0	0	0	0	.000	0	0	0	0	.000	0	0	0-0	1	0	0	1.000	
Totals	.291	45	1553	326	452	86	7	47	304	693	.446	226	58	382	19	.395	26	11	36-47	1203	404	34	.979	
Opponents	.252	45	1515	228	382	81	1	48	206	609	.402	180	39	458	30	.343	20	13	22-34	1157	396	39	.976	

LOB - Team (392), Opp (338). DPs turned - Team (37), Opp (23). CI - Team (2), Dyal, R. 1, LaRue, N. 1, Opp (1). IBB - Team (16), DiChiara, S. 12, Dyal, R. 2, Hill, C. 1, Rambusch, B. 1, Opp (4). Picked off - Rambusch, B. 1.

(All games Sorted by Earned run avg)

Player	era	w-l	app	gs	cg	sho	sv	ip	h	r	er	bb	so	2b	3b	hr	b/avg	wp	hp	bk	sfa	sha		
45 Gonzalez, Joseph	2.30	6-1	10	9	1	0/2	0	54.2	53	15	14	8	36	6	1	4	.257	3	3	0	3	2		
40 Burkhalter, Blake	3.45	4-1	21	0	0	0/1	11	31.1	19	14	12	7	48	2	0	5	.171	2	3	0	1	2		
29 Skipper, Carson	3.58	4-1	17	0	0	0/1	0	37.2	34	20	15	6	37	9	0	6	.239	3	2	0	2	1		
20 Mullins, Hayden	3.63	2-1	11	8	0	0/0	0	34.2	23	16	14	25	43	3	0	4	.197	3	9	0	4	3		
18 Barnett, Mason	4.19	2-1	13	8	0	0/0	0	38.2	37	19	18	18	50	9	0	4	.253	4	3	0	2	0		
21 Bright, Trace	4.29	2-4	11	11	0	0/1	0	56.2	51	32	27	25	63	11	0	4	.239	6	2	0	1	1		

28 LaRue, Nate	1.69	0-0	5	0	0	0/0	0	5.1	7	1	1	3	4	0	0	1	.318	1	0	0	0	0		
46 Allsup, Chase	2.41	1-0	14	0	0	0/1	1	18.2	14	9	5	11	26	3	0	3	.206	4	4	0	3	0		
54 Copeland, Konner	2.61	3-0	6	2	0	0/0	0	10.1	13	4	3	4	13	1	0	1	.325	0	0	0	0	1		
41 Armstrong, John	3.00	0-0	10	0	0	0/1	0	6.0	6	6	2	6	8	1	0	0	.273	3	0	0	1	1		
34 Bosse, Ben	3.86	0-0	7	0	0	0/2	0	4.2	4	3	2	2	6	0	0	0	.235	3	1	1	0	0		
9 Granzow, Cade	4.91	0-0	7	0	0	0/1	0	7.1	9	4	4	4	4	2	0	1	.333	2	1	0	2	0		
52 Armstrong, Jordan	5.33	3-1	12	4	0	0/1	1	25.1	31	17	15	13	38	9	0	4	.295	3	4	1	0	0		
47 Sheehan, Tommy	6.43	1-0	10	3	0	0/0	1	21.0	18	16	15	16	17	5	0	1	.237	2	1	0	1	0		
32 Swilling, Carson	6.75	1-2	14	0	0	0/1	0	20.0	23	15	15	11	26	7	0	3	.295	4	2	0	0	0		
23 Carlson, Parker	8.59	1-1	5	0	0	0/0	0	7.1	8	7	7	3	10	1	0	3	.267	2	0	0	0	0		
57 Drabick, Tyler	9.00	1-0	7	0	0	0/1	0	7.0	9	9	7	5	13	1	0	2	.310	2	2	0	0	2		
43 Isbell, Chase	9.72	0-1	8	0	0	0/0	0	8.1	13	9	9	5	9	8	0	0	.342	2	1	0	0	0		
22 Wade, Garrett	10.80	0-0	4	0	0	0/0	0	1.2	0	2	2	3	3	0	0	0	.000	1	0	0	0	0		
16 Hill, Cam	18.00	0-0	3	0	0	0/1	0	2.0	4	4	4	1	1	0	0	2	.400	0	1	0	0	0		
14 Fuller, Brooks	23.14	0-0	4	0	0	0/0	0	2.1	6	6	6	4	3	3	0	0	.462	0	0	0	0	0		
Totals	4.38	31-14	45	45	1	4/4	14	401.0	382	228	195	180	458	81	1	48	.252	50	39	2	20	13		
Opponents	6.65	14-31	45	45	0	1/1	3	385.2	452	326	285	226	382	86	7	47	.291	57	58	7	26	11		

PB - Team (7), Dyal, R. 3, LaRue, N. 2, Wyandt, J. 2, Opp (12). Pickoffs - Team (4), Wyandt, J. 2, Mullins, H. 1, Allsup, C. 1, Opp (1). SBA/ATT - Wyandt, J. (8-12), Dyal, R. (11-12), LaRue, N. (3-9), Bright, T. (4-6), Barnett, M. (4-5), Armstrong (2-4), Skipper, C. (3-4), Allsup, C. (2-3), Swilling, C. (0-2), Mullins, H. (0-2), Gonzalez, J. (2-2), Granzow, C. (2-2), Carlson, P. (1-1), Sheehan, T. (1-1), Armstrong, J (1-1), Copeland, K. (0-1).

SEC STATS



**2022 Auburn Baseball
Conference statistics for Auburn (as of May 01, 2022)
(SEC games only Sorted by Batting avg)**



Record: 12-9 Home: 6-3 Away: 6-6 SEC: 12-9

Player	avg	gp-gs	ab	r	h	2b	3b	hr	rbi	tb	slg%	bb	hp	so	gdp	ob%	sf	sh	sb-att	po	a	e	fld%	
17 DiChiara, Sonny	.406	21-21	69	17	28	3	0	8	22	55	.797	30	1	19	3	.584	1	0	0-0	155	11	4	.976	
1 Rambusch, Blake	.375	21-21	88	16	33	8	0	1	16	44	.500	10	4	12	0	.456	1	1	7-8	14	48	4	.939	
7 Foster, Cole	.305	17-17	59	16	18	2	0	5	10	35	.593	8	1	17	1	.386	2	1	0-0	29	45	3	.961	
27 Peirce, Bobby	.288	16-13	52	8	15	1	1	3	8	27	.519	4	0	13	1	.339	0	0	0-0	24	1	1	.962	
19 Carlson, Brooks	.288	19-16	66	8	19	3	0	1	9	25	.379	8	0	16	3	.365	0	0	0-0	6	0	1	.857	
5 Howell, Kason	.269	21-21	93	15	25	6	0	1	11	34	.366	7	2	23	1	.333	0	0	5-6	55	1	1	.982	
31 Bello, Mike	.245	16-14	49	12	12	2	0	1	5	17	.347	7	1	12	0	.351	0	1	1-1	18	0	1	.947	
4 Moore, Brody	.238	21-21	84	10	20	2	0	1	9	25	.298	7	1	13	1	.298	2	0	2-4	24	50	2	.974	
28 LaRue, Nate	.230	19-18	61	9	14	4	0	4	14	30	.492	7	2	24	0	.324	1	1	1-1	158	16	1	.994	
16 Hill, Cam	.214	13-10	42	4	9	3	0	0	4	12	.286	3	0	12	1	.267	0	0	0-0	0	0	0	.000	

2 Hall, Josh	.333	5-1	6	2	2	0	0	0	2	2	.333	2	0	2	0	.500	0	0	0-0	4	0	0	1.000	
6 Dyal, Ryan	.174	8-6	23	3	4	0	0	1	4	7	.304	5	0	9	1	.321	0	1	0-0	27	1	0	1.000	
11 Farquhar, Garrett	.133	9-4	15	2	2	0	0	0	2	2	.133	1	1	2	0	.235	0	0	0-0	9	8	0	1.000	
37 Land, Mason	.125	7-0	8	1	1	0	0	0	1	1	.125	0	1	2	0	.222	0	1	0-0	3	0	0	1.000	
8 Ware, Bryson	.091	16-5	22	3	2	2	0	0	2	4	.182	2	0	13	1	.167	0	0	0-0	14	2	0	1.000	
50 Wyandt, Jake	.000	4-1	1	0	0	0	0	0	0	0	.000	0	0	1	0	.000	0	1	0-0	10	4	2	.875	
51 Burk, Luke	.000	1-0	0	0	0	0	0	0	0	0	.000	0	0	0	0	.000	0	0	0-0	1	0	0	1.000	
Totals	.276	21	738	126	204	36	1	26	119	320	.434	101	14	190	13	.371	7	7	16-20	561	203	24	.970	
Opponents	.296	21	744	147	220	46	0	36	134	374	.503	80	19	196	20	.372	14	6	5-16	558	191	16	.979	

LOB - Team (183), Opp (156). DPs turned - Team (20), Opp (13). CI - Team (1), LaRue, N. 1. IBB - Team (10), DiChiara, S. 8, Rambusch, B. 1, Dyal, R. 1, Opp (4).

(SEC games only Sorted by Earned run avg)

Player	era	w-l	app	gs	cg	sho	sv	ip	h	r	er	bb	so	2b	3b	hr	b/avg	wp	hp	bk	sfa	sha		
45 Gonzalez, Joseph	2.65	4-1	5	5	1	0/1	0	37.1	38	12	11	3	21	5	0	4	.259	2	1	0	2	0		
20 Mullins, Hayden	3.29	1-0	7	7	0	0/0	0	27.1	18	12	10	20	35	2	0	3	.196	3	7	0	4	2		
29 Skipper, Carson	5.32	3-1	12	0	0	0/1	0	22.0	23	17	13	3	21	5	0	5	.271	2	2	0	1	1		
21 Bright, Trace	6.42	0-4	7	7	0	0/0	0	33.2	39	28	24	17	40	9	0	4	.285	3	2	0	1	1		
40 Burkhalter, Blake	6.60	0-1	12	0	0	0/1	8	15.0	14	12	11	6	25	1	0	5	.250	1	1	0	1	2		

28 LaRue, Nate	0.00	0-0	1	0	0	0/0	0	1.2	1	0	0	1	0	0	0	0	.167	1	0	0	0	0		
54 Copeland, Konner	3.38	1-0	3	0	0	0/0	0	2.2	3	1	1	0	3	0	0	1	.333	0	0	0	0	0		
46 Allsup, Chase	5.79	1-0	5	0	0	0/0	0	4.2	4	6	3	4	3	0	0	1	.235	1	2	0	2	0		
52 Armstrong, Jordan	7.71	1-0	4	0	0	0/0	0	4.2	11	4	4	0	7	3	0	2	.478	1	0	1	0	0		
32 Swilling, Carson	9.00	1-0	7	0	0	0/0	0	11.0	18	11	11	2	11	5	0	3	.383	2	2	0	0	0		
18 Barnett, Mason	9.00	0-1	3	1	0	0/0	0	8.0	11	8	8	5	12	3	0	3	.333	3	0	0	1	0		
47 Sheehan, Tommy	12.96	0-0	5	1	0	0/0	0	8.1	12	13	12	9	6	4	0	0	.364	0	1	0	1	0		
43 Isbell, Chase	13.50	0-1	5	0	0	0/0	0	6.0	12	9	9	3	7	7	0	0	.400	2	1	0	0	0		
9 Granzow, Cade	13.50	0-0	2	0	0	0/0	0	2.0	4	3	3	3	0	2	0	1	.444	0	0	0	1	0		
57 Drabick, Tyler	18.00	0-0	2	0	0	0/0	0	2.0	6	4	4	1	5	0	0	2	.500	0	0	0	0	0		
16 Hill, Cam	54.00	0-0	1	0	0	0/0	0	0.2	4	4	4	1	0	0	0	2	.667	0	0	0	0	0		
41 Armstrong, John	99.00	0-0	1	0	0	0/0	0	0.0	2	3	2	2	0	0	0	0	1.000	1	0	0	0	0		
Totals	6.16	12-9	21	21	1	1/1	8	187.0	220	147	128	80	196	46	0	36	.296	22	19	1	14	6		
Opponents	5.66	9-12	21	21	0	0/0	1	186.0	204	126	117	101	190	36	1	26	.276	20	14	2	7	7		

PB - Team (5), Wyandt, J. 2, LaRue, N. 2, Dyal, R. 1, Opp (4). SBA/ATT - LaRue, N. (1-7), Dyal, R. (3-4), Wyandt, J. (1-4), Bright, T. (3-4), Swilling, C. (0-2), Skipper, C. (1-2), Mullins, H. (0-2), Armstrong (0-2), Copeland, K. (0-1), Granzow, C. (1-1), Barnett, M. (0-1), Allsup, C. (0-1).

GAME SUMMARY



**2022 Auburn Baseball
Games Summary for Auburn (as of May 01, 2022)
(All games)**



Score by innings	1	2	3	4	5	6	7	8	9	EX	Total
Auburn	37	38	48	33	49	36	36	35	11	3	326
Opponents	30	20	12	22	24	35	43	25	14	3	228

Record when ...

Overall	31-14	After 6 leading	22-3
Conference	12-9 trailing	4-7
Non-Conference	19-5 tied	5-4
Home games	19-7	After 7 leading	24-2
Away games	8-6 trailing	4-9
Neutral site	4-1 tied	2-2
Day games	12-8	After 8 leading	26-2
Night games	19-6 trailing	3-10
vs Left starter	6-3 tied	1-1
vs Right starter	25-11		
1-Run games	8-4	Hit 0 home runs	12-6
2-Run games	5-2	... 1 home run	7-3
5+Run games	12-5	... 2+ home runs	12-5
Extra innings	3-3		
Shutouts	4-1	Opponent 0 home runs	17-2
	 1 home run	9-5
	 2+ HRs	5-7
Scoring 0-2 runs	2-4		
..... 3-5 runs	5-7		
..... 6-9 runs	12-3	Made 0 errors	14-3
..... 10+ runs	12-0 1 error	15-10
	 2+ errors	2-1
Opponent 0-2 runs	15-0		
..... 3-5 runs	10-6	Opp. made 0 errors	13-6
..... 6-9 runs	5-3 1 error	9-8
..... 10+ runs	1-5 2+ errors	9-0
Scored in 1st inning	10-4	Out-hit opponent	20-4
Opp. scored in 1st	12-7	Out-hit by opponent	7-9
Scores first	16-3	Hits are tied	4-1
Opp. scores first	15-11		

Record when team scores:

Runs	0	1	2	3	4	5	6	7	8	9	10+
W-L	0-1	0-0	2-3	1-2	3-4	1-1	6-2	1-0	4-1	1-0	12-0

Record when opponent scores:

Runs	0	1	2	3	4	5	6	7	8	9	10+
W-L	4-0	8-0	3-0	3-1	3-1	4-4	2-0	2-1	0-0	1-2	1-5

Record when leading after:

Inn.	1	2	3	4	5	6	7	8
W-L	8-3	15-3	19-3	21-1	26-1	22-3	24-2	26-2

Record when trailing after:

Inn.	1	2	3	4	5	6	7	8
W-L	9-6	9-7	5-8	5-9	2-10	4-7	4-9	3-10

Record when tied after:

Inn.	1	2	3	4	5	6	7	8
W-L	14-5	7-4	7-3	5-4	3-3	5-4	2-2	1-1

Current losing streak: 1
 Longest winning streak: 7
 Longest losing streak: 2

Home attendance : 92243 (26 dates avg = 3547)
 Away attendance : 110750 (19 dates avg = 5828)
 Total attendance: 202993 (45 dates avg = 4510)

CAREER vs ARKANSAS



Individual Career History vs Arkansas



Barnett, Mason

Year	avq	qp-gs	ab	r	h	2b	3b	hr	rbi	tb	slg%	bb	hbp	so	gdp	ob%	sf	sh	sb-att	po	a	e	fld%
Year	era	w-l	app	qs	cq	sho	sv	ip	h	r	er	bb	so	2b	3b	hr	bf	bavg	wp	hbp	bk	sfa	sha
2021	3.38	0-0	2	0	0	0/0	1	2.2	2	1	1	6	0	0	0	0	14	.286	0	0	0	1	0
TOTAL	3.38	0-0	2	0	0	0/0	1	2.2	2	1	1	6	0	0	0	0	14	.286	0	0	0	1	0

Bright, Trace

Year	avq	qp-gs	ab	r	h	2b	3b	hr	rbi	tb	slg%	bb	hbp	so	gdp	ob%	sf	sh	sb-att	po	a	e	fld%
Year	era	w-l	app	qs	cq	sho	sv	ip	h	r	er	bb	so	2b	3b	hr	bf	bavg	wp	hbp	bk	sfa	sha
2021	21.60	0-1	2	0	0	0/0	0	1.2	5	4	4	1	2	2	0	0	11	.500	0	0	0	0	0
TOTAL	21.60	0-1	2	0	0	0/0	0	1.2	5	4	4	1	2	2	0	0	11	.500	0	0	0	0	0

Burkhalter, Blake

Year	avq	qp-gs	ab	r	h	2b	3b	hr	rbi	tb	slg%	bb	hbp	so	gdp	ob%	sf	sh	sb-att	po	a	e	fld%
Year	era	w-l	app	qs	cq	sho	sv	ip	h	r	er	bb	so	2b	3b	hr	bf	bavg	wp	hbp	bk	sfa	sha
2021	0.00	0-0	1	0	0	0/0	0	0.2	0	0	0	1	0	0	0	0	4	.000	1	1	0	0	0
TOTAL	0.00	0-0	1	0	0	0/0	0	0.2	0	0	0	1	0	0	0	0	4	.000	1	1	0	0	0

Dyal, Ryan

Year	avq	qp-gs	ab	r	h	2b	3b	hr	rbi	tb	slg%	bb	hbp	so	gdp	ob%	sf	sh	sb-att	po	a	e	fld%
Year	era	w-l	app	qs	cq	sho	sv	ip	h	r	er	bb	so	2b	3b	hr	bf	bavg	wp	hbp	bk	sfa	sha
2021	.000	2-1	2	0	0	0	0	0	0	0	.000	2	0	1	0	.500	0	0	0-0	5	1	0	1.000
TOTAL	.000	2-1	2	0	0	0	0	0	0	0	.000	2	0	1	0	.500	0	0	0-0	5	1	0	1.000

Fuller, Brooks

Year	avq	qp-gs	ab	r	h	2b	3b	hr	rbi	tb	slg%	bb	hbp	so	gdp	ob%	sf	sh	sb-att	po	a	e	fld%
Year	era	w-l	app	qs	cq	sho	sv	ip	h	r	er	bb	so	2b	3b	hr	bf	bavg	wp	hbp	bk	sfa	sha
2019	.000	0-0	0	0	0	0	0	0	0	0	.000	0	0	0	0	.000	0	0	0-0	0	1	0	1.000
TOTAL	.000	0-0	0	0	0	0	0	0	0	0	.000	0	0	0	0	.000	0	0	0-0	0	1	0	1.000
Year	era	w-l	app	qs	cq	sho	sv	ip	h	r	er	bb	so	2b	3b	hr	bf	bavg	wp	hbp	bk	sfa	sha
2019	5.40	0-0	1	1	0	0/0	0	3.1	3	3	2	4	4	0	1	0	18	.250	0	0	0	1	1
2021	0.00	0-0	1	0	0	0/0	0	0.0	0	0	0	1	0	0	0	0	1	.000	1	0	0	0	0
TOTAL	5.40	0-0	2	1	0	0/0	0	3.1	3	3	2	5	4	0	1	0	19	.250	1	0	0	1	1

Gonzalez, Joseph

Year	avq	qp-gs	ab	r	h	2b	3b	hr	rbi	tb	slg%	bb	hbp	so	gdp	ob%	sf	sh	sb-att	po	a	e	fld%
Year	era	w-l	app	qs	cq	sho	sv	ip	h	r	er	bb	so	2b	3b	hr	bf	bavg	wp	hbp	bk	sfa	sha
2021	.000	0-0	0	0	0	0	0	0	0	0	.000	0	0	0	0	.000	0	0	0-0	0	1	0	1.000
TOTAL	.000	0-0	0	0	0	0	0	0	0	0	.000	0	0	0	0	.000	0	0	0-0	0	1	0	1.000
Year	era	w-l	app	qs	cq	sho	sv	ip	h	r	er	bb	so	2b	3b	hr	bf	bavg	wp	hbp	bk	sfa	sha
2021	3.60	0-0	1	1	0	0/0	0	5.0	2	2	2	5	1	0	0	0	21	.133	0	1	0	0	0
TOTAL	3.60	0-0	1	1	0	0/0	0	5.0	2	2	2	5	1	0	0	0	21	.133	0	1	0	0	0

CAREER vs ARKANSAS



Individual Career History vs Arkansas

Hill, Cam

Year	avg	qp-gs	ab	r	h	2b	3b	hr	rbi	tb	slg%	bb	hbp	so	gdp	ob%	sf	sh	sb-att	po	a	e	fld%
2021	.000	1-1	4	0	0	0	0	0	0	0	.000	0	0	1	0	.000	0	0	0-0	0	0	0	.000
TOTAL	.000	1-1	4	0	0	0	0	0	0	0	.000	0	0	1	0	.000	0	0	0-0	0	0	0	.000

Howell, Kason

Year	avg	qp-gs	ab	r	h	2b	3b	hr	rbi	tb	slg%	bb	hbp	so	gdp	ob%	sf	sh	sb-att	po	a	e	fld%
2019	.182	3-3	11	0	2	0	0	0	0	2	.182	4	0	3	1	.400	0	1	0-0	9	0	0	1.000
2021	.091	3-3	11	1	1	0	0	0	0	1	.091	0	0	3	0	.091	0	1	0-0	14	0	0	1.000
TOTAL	.136	6-6	22	1	3	0	0	0	0	3	.136	4	0	6	1	.269	0	2	0-0	23	0	0	1.000

LaRue, Nate

Year	avg	qp-gs	ab	r	h	2b	3b	hr	rbi	tb	slg%	bb	hbp	so	gdp	ob%	sf	sh	sb-att	po	a	e	fld%
2021	.000	2-2	5	0	0	0	0	0	1	0	.000	1	0	3	0	.143	1	0	0-0	8	0	0	1.000
TOTAL	.000	2-2	5	0	0	0	0	0	1	0	.000	1	0	3	0	.143	1	0	0-0	8	0	0	1.000

Moore, Brody

Year	avg	qp-gs	ab	r	h	2b	3b	hr	rbi	tb	slg%	bb	hbp	so	gdp	ob%	sf	sh	sb-att	po	a	e	fld%
2019	.000	1-0	1	0	0	0	0	0	0	0	.000	0	0	0	1	.000	0	0	0-0	0	0	0	.000
2021	.462	3-3	13	2	6	1	0	1	1	10	.769	0	0	2	0	.462	0	0	0-0	5	15	0	1.000
TOTAL	.429	4-3	14	2	6	1	0	1	1	10	.714	0	0	2	1	.429	0	0	0-0	5	15	0	1.000

Skipper, Carson

Year	avg	qp-gs	ab	r	h	2b	3b	hr	rbi	tb	slg%	bb	hbp	so	gdp	ob%	sf	sh	sb-att	po	a	e	fld%
2019	.000	0-0	0	0	0	0	0	0	0	0	.000	0	0	0	0	.000	0	0	0-0	0	1	0	1.000
TOTAL	.000	0-0	0	0	0	0	0	0	0	0	.000	0	0	0	0	.000	0	0	0-0	0	1	0	1.000

Year	era	w-l	app	qs	cq	sho	sv	ip	h	r	er	bb	so	2b	3b	hr	bf	bavg	wp	hbp	bk	sfa	sha
2019	12.27	0-1	2	0	0	0/0	0	3.2	4	5	5	3	4	0	1	2	18	.267	0	0	0	0	0
2021	6.00	0-0	2	0	0	0/0	0	3.0	3	2	2	1	2	0	0	0	14	.250	0	1	0	0	0
TOTAL	9.45	0-1	4	0	0	0/0	0	6.2	7	7	7	4	6	0	1	2	32	.259	0	1	0	0	0

Swilling, Carson

Year	avg	qp-gs	ab	r	h	2b	3b	hr	rbi	tb	slg%	bb	hbp	so	gdp	ob%	sf	sh	sb-att	po	a	e	fld%
2021	13.50	0-1	1	0	0	0/0	0	0.2	0	1	1	2	0	0	0	0	4	.000	1	0	0	0	0
TOTAL	13.50	0-1	1	0	0	0/0	0	0.2	0	1	1	2	0	0	0	0	4	.000	1	0	0	0	0

CAREER vs ARKANSAS



Individual Career History vs Arkansas

Wade, Garrett

Year	avg	gp-gs	ab	r	h	2b	3b	hr	rbi	tb	slg%	bb	hbp	so	gdp	ob%	sf	sh	sb-att	po	a	e	fld%
2019	0.00	0-0	1	0	0	0/0	0	1.0	1	0	0	1	2	1	0	0	5	.250	1	0	0	0	0
TOTAL	0.00	0-0	1	0	0	0/0	0	1.0	1	0	0	1	2	1	0	0	5	.250	1	0	0	0	0

Ware, Bryson

Year	era	w-l	app	gs	cg	sho	sv	ip	h	r	er	bb	so	2b	3b	hr	bf	bavg	wp	hbp	bk	sfa	sha
2021	.000	2-2	7	0	0	0	0	0	0	0	.000	1	0	3	0	.125	0	0	0-0	0	0	0	.000
TOTAL	.000	2-2	7	0	0	0	0	0	0	0	.000	1	0	3	0	.125	0	0	0-0	0	0	0	.000

TV/RADIO ROSTER



1 BLAKE RAMBUSCH



2 JOSH HALL



4 BRODY MOORE



5 KASON HOWELL



6 RYAN DYAL



7 COLE FOSTER



8 BRYSON WARE



9 CADE GRANZOW



11 GARRETT FARQUHAR



13 BEN SCHORR



14 BROOKS FULLER



16 CAM HILL



17 SONNY DICHIARA



18 MASON BARNETT



19 BROOKS CARLSON



20 HAYDEN MULLINS



21 TRACE BRIGHT




22 GARRETT WADE




23 PARKER CARLSON



27 BOBBY PEIRCE



28 NATE LARUE



29 CARSON SKIPPER



31 MIKE BELLO



32 CARSON SWILLING



34 BEN BOSSE



37 MASON LAND



40 BLAKE BURKHALTER




41 JOHN ARMSTRONG



43 CHASE ISBELL



44 GRANT NEWTON



45 JOSEPH GONZALEZ



46 CHASE ALLSUP



47 TOMMY SHEEHAN



50 JAKE WYANDT



51 LUKE BURK



52 JORDAN ARMSTRONG



54 KONNER COPELAND



57 TYLER DRABICK



72 BRODY MOSS



30 BUTCH THOMPSON



35 KARL NONEMAKER



39 GABE GROSS



15 TIM HUDSON