



2022 AUBURN BASEBALL

AUBURN ATHLETICS COMMUNICATIONS: 392 SOUTH DONAHUE DRIVE || AUBURN, AL 36849 || AUBURNTIGERS.COM || @AUBURN_BASEBALL

2022 SCHEDULE

Day	Date	Opponent	Time/Result
Fri	Feb. 18	vs. Oklahoma	L, 0-3
Sat	Feb. 19	vs. #12 Texas Tech	W, 2-1
Sun	Feb. 20	vs. Kansas State	W, 12-1
WED FEB. 23		TROY	W, 13-1
FRI FEB. 25		YALE	W, 9-0
SAT FEB. 26		YALE	W, 4-3
SAT FEB. 26		YALE	L, 4-5 (10)
TUE MAR. 1		ALABAMA STATE	W, 13-7
WED MAR. 2		UAB	W, 16-1
FRI MAR. 4		RHODE ISLAND	W, 7-2
SAT MAR. 5		RHODE ISLAND	W, 16-0
SAT MAR. 5		RHODE ISLAND	W, 12-0
SUN MAR. 6		RHODE ISLAND	W, 14-1
Wed	Mar. 9	vs. Tennessee Tech	W, 4-3
FRI MAR. 11		MIDDLE TENNESSEE	L, 8-10
SAT MAR. 12		MIDDLE TENNESSEE	W, 10-7
SUN MAR. 13		MIDDLE TENNESSEE	L, 3-4 (8)
THU MAR. 17		#1 OLE MISS	L, 6-13
FRI MAR. 18		#1 OLE MISS	W, 19-5
SAT MAR. 19		#1 OLE MISS	L, 2-15
Tue	Mar. 22	vs. South Alabama	W, 13-12
Fri	Mar. 25	at Texas A&M	W, 6-5 (10)
Sat	Mar. 26	at Texas A&M	L, 4-5 (11)
Sun	Mar. 27	at Texas A&M	W, 13-9
TUE MAR. 29		JACKSONVILLE STATE	L, 2-5
Thu	Mar. 31	at #12 LSU	W, 6-5
Fri	Apr. 1	at #12 LSU	L, 2-9
Sat	Apr. 2	at #12 LSU	W, 6-4
Tue	Apr. 5	at UAB	W, 6-4
FRI APR. 8		#12 VANDERBILT	W, 5-1
SAT APR. 9		#12 VANDERBILT	L, 4-19
SUN APR. 10		#12 VANDERBILT	W, 8-2
TUE APR. 12		SAMFORD	W, 4-1
Thu	Apr. 14	at Miss. State	L, 6-7
Fri	Apr. 15	at Miss. State	L, 5-9
Sat	Apr. 16	at Miss. State	W, 3-2
TUE APR. 19		ALABAMA STATE	W, 6-5 (10)
WED APR. 20		KENNESAW STATE	W, 14-1
FRI APR. 22		SOUTH CAROLINA	W, 6-3
SAT APR. 23		SOUTH CAROLINA	W, 8-6
SUN APR. 24		SOUTH CAROLINA	W, 2-0
Tue	Apr. 26	at Jacksonville State	W, 8-4
Fri	Apr. 29	at #1 Tennessee	L, 4-17
Sat	Apr. 30	at #1 Tennessee	W, 8-6
Sun	Apr. 31	at #1 Tennessee	L, 3-5
FRI MAY 6		#3 ARKANSAS	L, 8-11
SAT MAY 7		#3 ARKANSAS	W, 5-3
SUN MAY 8		#3 ARKANSAS	L, 4-7
Tue	May 10	at Troy	W, 11-4
FRI MAY 13		ALABAMA	W, 3-2
SAT MAY 14		ALABAMA	W, 6-4
SUN MAY 15		ALABAMA	NC
Tue	May 17	at Samford	W, 8-4
Thu	May 19	at Kentucky	5:30 pm
Fri	May 20	at Kentucky	5:30 pm
Sat	May 21	at Kentucky	1 pm

POSTSEASON

May 24-29	SEC Tournament	TBA
June 3-6	NCAA Regionals	TBA
June 10-13	NCAA Super Regionals	TBA
June 17-27	College World Series	TBA

Home games in **BOLD CAPS**

All home games at Plainsman Park | All times central
^ SEC Tournament



GAMES 53-55

LEXINGTON, KY. (Kentucky Proud Park)



#18 **AUBURN TIGERS** (36-16, 15-11 SEC)

Head Coach: Butch Thompson (Birmingham-Southern, 1992)

Career Record: 254-179 (8th season) | Record at Auburn: 215-158 (7th season)

VS.



KENTUCKY WILDCATS (28-23, 10-17 SEC)

Head Coach: Nick Mingione (Embry-Riddle, 2000)

Career Record: 171-126 (6th season) | Record at UK: 171-126 (6th season)

» QUICK HITTERS

- Auburn enters the weekend riding a four-game winning streak, outscoring opponents 28-14 with a .326 batting average and 3.50 ERA during the stretch.
- The team is 14-7 in games played away from Plainsman Park this season, marking the most road and neutral-site wins among SEC teams.
- The 14 wins away from home are tied for the second most in a season since 2003 (16 wins, 2019).
- The Tigers are 18-7 in the last 25 games, tied with Texas A&M for the second-best record in the league during the span (Tennessee: 19-6).
- Auburn is 20 games above .500 for the first time since finishing the 2018 season 43-23.
- The Tigers have guaranteed a winning SEC record for the second time under head coach Butch Thompson and just the third time in the last 19 seasons (2010, 2017, 2022).
- Auburn's bullpen didn't allow a run in 22.2 innings from May 10-17 and is 5-0 with a 1.27 ERA in the last six games and 35.1 innings pitched.

PITCHING MATCHUP

AUBURN		KENTUCKY	
THU JR RHP Mason Barnett	(2-1, 4.12)	vs.	JR RHP Zack Lee (2-1, 5.28)
FRI JR RHP Trace Bright	(2-4, 4.76)	vs.	TBA
SAT SO RHP Joseph Gonzalez	(6-2, 2.98)	vs.	TBA

GAME INFO

Date: Thursday-Saturday, May 19-21, 2022
Game Time: 5:30 p.m. | 5:30 p.m. | 1 p.m. CT
Site: Lexington, Ky. / Kentucky Proud Park (5,000)
TV: SEC Network+
Talent: TBD
Radio: 93.9 FM | AuburnTigers.com
Talent: Andy Burcham, Brad Law
Live Stats: StatBroadcast.com
Twitter Updates: @AuburnBaseball
Postgame Recap: AuburnTigers.com
Series History: Auburn leads, 80-48
Auburn: Auburn leads, 39-23
Lexington: Auburn leads, 35-23
Neutral: Auburn leads, 4-0
Last Meeting: Kentucky 6, Auburn 4 (3/27/22)
Streak: L3

AUBURN

36-16, 13-11 SEC

Team Leaders

Batting Average: SR IF **Sonny DiChiara** (.395)
Runs: R-JR IF **Blake Rambusch** (45)
2B: Two tied (15)
HR: SR IF **Sonny DiChiara** (16)
RBI: SR IF **Sonny DiChiara** (46)
Stolen Bases: R-JR IF **Blake Rambusch** (15-20)

KENTUCKY

28-23, 10-17 SEC

Team Leaders

Batting Average: GR IF **Daniel Harris** (.322)
Runs: JR IF **Chase Estep** (52)
2B: Two tied (13)
HR: JR IF **Chase Estep** (13)
RBI: JR IF **Chase Estep** (47)
Stolen Bases: JR IF **Chase Estep** (16-19)

POTENTIAL STARTING LINEUP

Pos.	#	Player	AVG	AB	R	H	2B	3B	HR	RBI	SB-SBA	BB
C	28	Nate LaRue	.239	113	15	27	7	0	4	27	2-2	9
1B	17	Sonny DiChiara	.395	157	43	62	15	0	16	46	0-0	57
2B	11	Garrett Farquhar	.218	55	15	12	2	0	2	10	0-0	5
3B	11	Blake Rambusch	.366	216	45	79	11	1	4	36	15-20	22
SS	4	Brody Moore	.289	201	38	58	9	0	4	27	5-7	19
LF	37	Mason Land	.281	32	4	9	1	0	0	3	0-0	3
CF	5	Kason Howell	.295	207	43	61	15	2	2	32	11-12	22
RF	27	Bobby Peirce	.296	108	20	32	3	3	6	21	4-5	7
DH	19	Brooks Carlson	.316	136	30	43	6	0	5	23	0-0	18

AUBURN'S RECORD WHEN...

	2022	Under Thompson
Overall	36-16	215-158
SEC	15-11	78-97
Non-Conference	21-5	125-50
Postseason	0-0	15-14
Home	22-9	143-72
Away	10-6	52-67
Neutral	4-1	18-17
Current streak	W4	W4
Last 5 games	4-1	4-1
Last 10 games	6-4	6-4

Situational:

AU scores first	18-5	141-53
Opp. scores first	18-11	74-105
AU scores 4+ runs	32-10	194-73
AU scores 3 runs or less	4-6	21-85
AU leads after 7 innings	28-2	173-16
8 innings	31-2	195-14
AU trails after 7 innings	4-11	16-114
8 innings	3-12	7-124
Game tied after 7 innings	3-2	21-24
8 innings	1-1	6-14
Extra Innings	2-3	11-18
1-run games	9-4	45-43
2-run games	7-2	28-16
3-run games	3-4	23-22
Games decided by 5+ runs	13-5	97-48
vs. LH Starter	7-3	62-49
vs. RH Starter	29-13	154-108
More hits than opponent	23-4	157-29
Fewer hits than opponent	7-11	36-118
Hits are tied	6-1	20-12
AU has 10+ hits	22-6	130-62
Opp. has 10+ hits	9-9	52-99
Hit a home run	22-10	139-67
Opp. hits a home run	18-14	93-103
AU quality start	6-2	67-22
Opp. quality start	1-1	26-56
AU commits no errors	18-3	95-39
Opp. commits no error	15-6	60-78

By Day:

Sunday	6-3	34-29
Monday	0-0	1-2
Tuesday	8-1	45-17
Wednesday	4-0	18-6
Thursday	1-2	8-16
Friday	6-6	51-38
Saturday	10-4	55-48
Day Games (first pitch before 6 p.m.)	15-8	121-83
Night Games (first pitch after 6 p.m.)	21-8	95-75
Doubleheaders	4-2	25-15

By Month:

February	5-2	45-14
March	13-6	74-41
April	13-5	51-49
May	5-3	33-44
June	0-0	10-7

By Jersey:

White	7-3	57-33
Blue	7-3	40-32
Orange	8-4	47-33
Gray	6-2	26-37
Pinstripes	8-4	35-21
Cream Throwback	0-0	8-2

UNIVERSITY INFORMATION

Location	Auburn, Ala.
Enrollment	31,526
Founded	October 1, 1856
Nickname	Tigers
Colors	Burnt Orange and Navy Blue
President	Dr. Jay Gogue
Athletics Director	Allen Greene
Conference	Southeastern (SEC West)
Stadium / Capacity	Samford Stadium-Hitchcock Field at Plainsman Park / 4,096
Ticket Office Phone	855-282-2010

BASEBALL COACHING / SUPPORT STAFF

Head Coach	Butch Thompson (Birmingham-Southern, 1992)
Record at Auburn / Seasons	215-158 (.576) / 7th
Career Coaching Record / Seasons	254-179 (.587) / 8th
Assistant Coach	Karl Nonemaker (Vanderbilt, 2002)
Assistant Coach	Gabe Gross (Auburn, 2012)
Volunteer Assistant	Tim Hudson (Auburn, 2021)
Director of Player Development	Aaron Everett (UT Martin, 2012)
Director of Operations	Greg Drye (Southern Miss, 1998)
Athletic Trainer	Anthony Sandersen (South Dakota State, 2004)
Strength & Conditioning	Chris Joyner (Minnesota State - Mankato, 2001)

PROGRAM HISTORY

Modern Era Program Record (since 1949)	2,024-1,391-4 (.592)
College World Series Appearances / Last	5 / 2019
College World Series Record	3-10 (.231)
NCAA Regional Appearances / Last	22 / 2019
NCAA Regional Record	51-45 (.531)
NCAA Super Regional Appearances / Last	3 / 2019
NCAA Super Regional Record	3-5 (.375)
Last Postseason Opponent	Louisville / 2019 College World Series
Result	Lost, 5-3

POSTSEASON HISTORY

College World Series Appearances: 5 (1967, 1976, 1994, 1997, 2019)

Super Regional Appearances: 3 (1999, 2018, 2019)

NCAA Regional Appearances: 22 (1963, 1967, 1976, 1978, 1987, 1989, 1993-95, 1997-2003, 2005, 2010, 2015, 2017, 2018, 2019)

NCAA Regional Titles: 7 (1967, 1976, 1994, 1997, 1999, 2018, 2019)

MEDIA RELATIONS

Baseball Contact: George Nunnelley, Asst. Director - Athletics Comm.

Cell: 502-609-9982

Email: gnnunnelley@auburn.edu

Twitter: @gnunnelley

Associate AD: Kirk Sampson

2022 AUBURN BASEBALL ROSTER

No.	Name	Pos.	Cl.	B/T	Ht.	Wt.	Exp.	Hometown (Previous School)
1	Blake Rambusch	IF/OF	R-Jr.	R/R	5-9	175	JC	Austin, Texas (Grayson College)
2	Josh Hall	OF	R-Jr.	L/R	5-9	192	1L	Birmingham, Ala. (Ole Miss)
4	Brody Moore	IF	Sr.	R/R	5-11	183	3L	Oneonta, Ala. (Oneonta)
5	Kason Howell	OF	Sr.	R/R	6-0	180	3L	Argyle, Texas (Liberty Christian)
6	Ryan Dyal	C	R-So.	L/R	5-10	197	1L	Senoia, Ga. (East Coweta)
7	Cole Foster	IF	So.	S/R	6-1	190	1L	Plano, Texas (Plano Senior)
8	Bryson Ware	OF	Jr.	R/R	6-2	193	1L	Madison, Miss. (Pearl River CC)
9	Cade Granzow	RHP	Fr.	R/R	6-3	220	HS	Franklin, Tenn. (Brentwood)
11	Garrett Farquhar	IF	5th	R/R	5-11	187	2L	Hoover, Ala. (Shelton State CC)
13	Ben Schorr	C	R-Fr.	R/R	6-0	185	RS	Columbus, Ga. (Columbus)
14	Brooks Fuller	LHP	Sr.	L/L	6-3	210	3L	Auburn, Ala. (Auburn)
16	Cam Hill	IF/LHP	So.	L/L	6-5	214	1L	Madison, Ala. (Bob Jones)
17	Sonny DiChiara	IF	Sr.	R/R	6-1	263	TR	Hoover, Ala. (Samford)
18	Mason Barnett	RHP	Jr.	R/R	6-0	218	2L	Cartersville, Ga. (Cartersville)
19	Brooks Carlson	IF	Gr.	R/R	5-11	192	TR	Mobile, Ala. (Samford)
20	Hayden Mullins	LHP	Jr.	L/L	6-0	194	2L	Gallatin, Tenn. (Hendersonville)
21	Trace Bright	RHP	Jr.	R/R	6-4	199	2L	Montgomery, Ala. (Trinity Presbyterian)
22	Garrett Wade	LHP	R-Jr.	L/L	6-3	199	2L	Hartselle, Ala. (Hartselle)
23	Parker Carlson	RHP	Fr.	R/R	6-1	170	HS	Mobile, Ala. (Faith Academy)
27	Bobby Peirce	OF	R-Jr.	R/R	6-2	181	1L	Scottsdale, Ariz. (South Mountain CC)
28	Nate LaRue	C/RHP	Jr.	R/R	6-3	217	2L	Mobile, Ala. (McGill-Toolen)
29	Carson Skipper	LHP	Sr.	L/L	6-2	211	3L	Trussville, Ala. (Trussville)
31	Mike Bello	OF	Fr.	L/L	6-1	190	HS	Oak Ridge, N.J. (Pope John XXIII)
32	Carson Swilling	RHP	So.	R/R	5-11	196	1L	Smiths Station, Ala. (Smiths Station)
34	Ben Bosse	RHP	Fr.	R/R	6-1	194	HS	Brenham, Texas (Brenham)
37	Mason Land	IF	Jr.	L/R	5-10	173	JC	Cantonment, Fla. (Chattahoochee Valley CC)
40	Blake Burkhalter	RHP	Jr.	R/R	6-0	204	2L	Dothan, Ala. (Northview)
41	John Armstrong	RHP	Fr.	R/R	5-11	200	HS	Marietta, Ga. (Harrison)
43	Chase Isbell	RHP	Jr.	R/R	6-2	198	TR	Springville, Ala. (Samford)
44	Grant Newton	RHP	R-Jr.	R/R	6-4	236	TR	Orange County, Calif. (Santa Ana College)
45	Joseph Gonzalez	RHP	So.	R/R	6-4	230	1L	Humacao, P.R. (Leadership Christian Academy)
46	Chase Allsup	RHP	Fr.	R/R	6-1	220	HS	Dothan, Ala. (Dothan)
47	Tommy Sheehan	LHP	Gr.	L/L	6-0	209	TR	Brielle, N.J. (Notre Dame)
50	Jake Wyandt	C	Gr.	R/R	5-11	195	TR	Laurel, Md. (Presbyterian)
51	Luke Burk	IF	Jr.	R/R	6-0	219	JC	Galena, Mo. (Neosho County CC)
52	Jordan Armstrong	RHP	Sr.	R/R	6-2	184	JC	McDonough, Ga. (Chattahoochee Valley CC)
54	Konner Copeland	LHP	So.	L/L	6-2	189	JC	Mobile, Ala. (Pensacola State CC)
57	Tyler Drabick	RHP	Gr.	R/R	6-2	193	TR	Canton, Ohio (Lipscomb)
72	Brody Moss	IF	Fr.	L/R	5-11	173	HS	Helena, Ala. (Helena)

COACHES & STAFF

30	Butch Thompson	Head Coach
35	Karl Nonemaker	Assistant Coach
39	Gabe Gross	Assistant Coach
15	Tim Hudson	Volunteer Assistant Coach
	Aaron Everett	Director of Player Development
	Greg Drye	Director of Operations
	Chris Joyner	Strength & Conditioning
	Anthony Sandersen	Athletic Trainer
	Jeremy Page	Athletic Trainer Intern

PRONUNCIATION GUIDE

Ben BOSSE	BOSSY
Sonny DICHARA	De-SHARE-uh
Ryan DYAL	DIAL
Garrett FARQUHAR	FAR-kwar
Cade GRANZOW	Gran-ZO
KASON Howell	KAY-son
Chase ISBELL	IZ-bull
Ben SCHORR	SHORE
Jake WYANDT	Why-ANDT

30 BUTCH THOMPSON HEAD COACH

THE AUBURN SKIPPER

- Eight College World Series appearances / 17 postseason appearances
- 2013 National Runner-up (Mississippi State)
- 2001 National Champion (Birmingham-Southern)
- 2014 Baseball America/ABCA National Assistant Coach of the Year
- 2006 FCA Coach of the Year
- Coached 18 pitchers who went on to pitch in the Major Leagues
- Recruited and coached 33 pitchers who were drafted out of college that weren't drafted out of high school

Butch Thompson enters his seventh season at the helm of the program in 2021, posting a record of 179-142 in his first six seasons. He led the program to the first College World Series appearance in 22 years in 2019 and took the Tigers to three straight regionals for the first time since 2001-03.

Butch Thompson was named Auburn's head baseball coach on October 22, 2015 and enters his seventh season with the Tigers in 2021.

Thompson, who spent three seasons as an assistant coach and recruiting coordinator at Auburn from 2006-08, returned to The Plains after seven seasons at Mississippi State as both associate head coach and pitching coach.

A native of Amory, Miss., Thompson has coached 31 Division I All-Americans and 40 all-conference performers. He has seen 18 of his former pitchers make their Major League Baseball debuts, including 12 since 2014. Thompson has also turned 33 pitchers who went undrafted out of high school into MLB draft picks.

Thompson had three pitchers drafted in the first 11 rounds in 2014 and five pitchers drafted, including three in the top 10 rounds, in 2013. He added a first-round selection in the 2016 draft, a third-round pick in Keegan Thompson in 2017 and the first No. 1 overall pick in program history in Casey Mize in 2018. With Tanner Burns also going as a supplemental first round pick in 2020, Auburn became one of four programs with a pair of pitchers drafted in the first round from 2018-20.

Along with his pitching pedigree, Thompson is also considered one of the top recruiters in the country. Since 2003, he has secured 14 recruiting classes that were ranked in the top 10 by either Baseball America or Perfect Game, including the No. 5 signing class in 2017 and a program record No. 4 class in 2018. His classes signed from 2006-08 at Auburn each ranked in the top 18 nationally, including the No. 5 class in 2008, which included All-American and SEC Player of the Year Hunter Morris.

In 29 years of coaching at the collegiate level, including 20 in the Southeastern Conference, Thompson has coached eight College World Series participants, including leading the Tigers to the program's first trip to the College World Series in 22 years in 2019. Thompson has also coached one national champion and a national runner-up, won nine conference championships and made 17 postseason appearances. He has also served as an assistant under three National Coach of the Year recipients.

Thompson was named the 2006 Fellowship of Christian Athletes SEC Coach of the Year while at Auburn and the 2014 Baseball America and American Baseball Coaches Association (ABCA) National Assistant Coach of the Year while at Mississippi State.

Thompson has returned the Tigers to prominence in five seasons on The Plains as he has guided the team to a 179-142 overall record and took the team to three straight NCAA Tournament appearances for the first time since 2001-03, including back-to-back super regionals for the first time in program history. After advancing to the College World Series in 2019 and a winner-take-all game three in the Gainesville Super Regional in 2018, the Tigers finished those respective seasons ranked as high as No. 8 and No. 9. It marked the third time in program history the team has finished back-to-back seasons in the top 10.

Entering the 2019 postseason as the No. 2 seed in the Atlanta Regional, Auburn became the only program to sweep a regional on the road in each of the last two pot-seasons before also becoming the first team to defeat North Carolina in a Chapel Hill Super Regional in 2019, punching its ticket to Omaha for the first time since 1997.

In seven seasons at MSU, Thompson made four NCAA regional trips, two Super Regionals, won the SEC Tournament and advanced to the College World Series finishing as NCAA runner-up in 2013. In three of his last four seasons in Starkville, the Bulldogs' staff ERA finished no higher than 3.06. Thompson's 2013 pitching staff was one of two nationally to finish in the top 15 in ERA, strikeouts per nine innings and hits allowed per nine innings.



In addition to his experience at Auburn and Mississippi State, Thompson also spent four seasons at Georgia from 2002-05, including a trip to the College World Series in 2004. While there, he guided the development of future Major Leaguers Josh Fields, Mitchell Boggs and Brooks Brown.

Thompson launched his coaching career as pitching coach and top assistant at Huntingdon College (Ala.) in 1993, before returning to his alma mater in Birmingham, where he helped lead the Panthers to back-to-back Southern States Conference Championships and in 1995 coached BSC to its first NAIA World Series berth.

Thompson left BSC briefly to serve as head coach at Jefferson State Community College in Birmingham in 1997. While at JSCC, he was honored as the Regional Tournament Coach of the Year, the ABCA Alabama Junior College Coach of the Year and the Southeast Region Coach of the Year after guiding JSCC to a 39-21 mark, the AJCAA Region 22 State Championship and a third-place finish in the NJCAA Division II World Series.

He returned to Birmingham-Southern as top assistant the following season, beginning a four-year run during the most successful span in BSC baseball history. The Panthers won 196 games and four TranSouth Conference Championships and made three-consecutive appearances in the NAIA World Series. BSC's 2001 team posted a school-best 55-11 mark and captured the NAIA National Championship.

In 2002, Thompson joined the SEC baseball coaching fraternity as a pitching coach and recruiting coordinator at Georgia and has been a part of the league for the past 17 seasons.

Thompson currently serves as the large-school representative for the Alabama Baseball Coaches Association and is an All-American committee member representing the South region for the ABCA.

Thompson prepped at Amory (Miss.) High School and later starred as a pitcher at Itawamba (Miss.) Community College from 1989-90. He is a member of both the ICC Athletic Hall of Fame (Class of 2014) and MACCC Hall of Fame (Class of 2021).

Thompson earned a Bachelor's Degree in History at BSC in 1992 and completed a Master's Degree in Sports Administration at UAB in 1996. He is married to the former Robin Ashe of Birmingham, Ala., and they are the parents of three daughters --- Anna, Olivia and Madelyn Gail.

NATIONAL POLLS

NEWS & NOTES

BASEBALL AMERICA

May 16

1. Tennessee*
2. Oregon State
3. Virginia Tech
4. Texas A&M*
5. Stanford
6. Texas Tech*
7. Arkansas*
8. Notre Dame
9. Miami
10. Gonzaga
11. Virginia
12. Florida State
13. Oklahoma State
14. Louisville
15. TCU
16. Texas State
17. Maryland
18. Southern Miss
19. UConn
20. **AUBURN**
21. Vanderbilt*
22. UCLA
23. UC Santa Barbara
24. Oklahoma*
25. Arizona

D1 BASEBALL

May 16

1. Tennessee*
2. Oregon State
3. Virginia Tech
4. Stanford
5. Texas Tech*
6. Texas A&M*
7. Arkansas*
8. Oklahoma State
9. Miami
10. Louisville
11. Gonzaga
12. Virginia
13. Texas State
14. Notre Dame
15. Maryland
16. UConn
17. Southern Miss
18. UC Santa Barbara
19. **AUBURN**
20. Florida State
21. Vanderbilt
22. Texas
23. UCLA
24. TCU
25. Grand Canyon

USA TODAY

May 16

1. Tennessee*
2. Oregon State
3. Virginia Tech
4. Stanford
5. Arkansas*
6. Miami
7. Texas Tech*
8. Oklahoma State
9. Louisville
10. Virginia
11. Texas A&M*
12. Gonzaga
13. Notre Dame
14. Maryland
15. UConn
16. Southern Miss
17. Texas State
18. **AUBURN**
19. Vanderbilt*
20. Texas
21. UC Santa Barbara
21. Florida State
23. UCLA
24. LSU*
25. Georgia

SCOUTING THE WILDCATS

- Kentucky enters the weekend with a 28-23 overall record, including a 10-17 mark in SEC play.
- The Wildcats have won a pair of series against top 25 teams in Lexington and are the only team to hand No. 1 Tennessee a series loss this season.
- Offensively, Kentucky is hitting .276 as a team and is led by Daniel Harris' .322 clip. Chase Estep leads the way with 52 runs, 13 homers, 47 RBI and 16 stolen bases.
- On the mound, The Wildcats have turned in a 4.95 staff ERA and have struck out 516 batters in 442.0 innings.

BULLPEN'S BRINGING IT

- Auburn's bullpen is 5-0 with a 1.27 ERA and 42 strikeouts in 35.1 innings in the last six games.
- The bullpen held Alabama scoreless and allowed just six baserunners (4 H, 1 BB, 1 HBP) with 12 strikeouts in 11.2 innings against the Crimson Tide.
- The group didn't allow a run in 22.2 innings from May 10 at Troy until the ninth inning Tuesday at Samford.

ROAD WARRIORS

- Starting with last Tuesday's win at Troy, five of Auburn's last eight regular season games are on the road.
- The Tigers are 14-7 in games played away from Plainsman Park, marking the most road/neutral-site wins among SEC teams and tied for the second most wins by an Auburn team since 2003 (16 wins in 2019).

HOME SWEET HOME

- Auburn wrapped up the regular season 22-9 in home games, including 9-5 in league games at Plainsman Park.
- The Tigers have won 10 of the last 12 home games.
- The 22 home wins are seven more than last year, and the nine home SEC wins are five more than a year ago.
- The Tigers outscored opponents 241-144 while hitting .308 with a 3.79 ERA in 31 home games.

THOMPSON'S TENURE

- With two wins against Alabama, Auburn has guaranteed itself a winning record in SEC play for just the third time in the last 19 seasons, two of which have come under head coach Butch Thompson.
- Thompson has guided Auburn to a .500 or better league record on three occasions (2017, 2018, 2022) - not including the program's trip to Omaha in 2019 - after the program did so just once (2010) from 2004-16.

FLIP THE SCRIPT

- After going 7-10 in one-run games last year, Auburn has surpassed its one-run win total from a season ago, going 9-4 in one-run games this season.
- The Tigers are 16-6 in games decided by one or two runs.

COMEBACK KIDS

- Trailing 2-0 after the first inning, Auburn's 8-4 win at Samford Tuesday marked the team's 19th win in a game in which the team has trailed this season.
- The six-run comeback win against South Alabama on Mar. 22 was the team's largest since coming back from a seven-run deficit against Florida A&M on Feb. 22, 2017.

NCBWA

May 16

1. Tennessee*
2. Oregon State
3. Virginia Tech
4. Texas A&M*
5. Miami
6. Texas Tech*
7. Louisville
8. Stanford
9. Arkansas*
10. Oklahoma State
11. Texas State
12. UConn
13. Gonzaga
14. Notre Dame
15. Virginia
16. Vanderbilt*
17. Texas
18. Southern Miss
19. **AUBURN**
20. Maryland
21. LSU*
22. UC Santa Barbara
23. Florida State
24. TCU
25. UCLA

PERFECT GAME

May 16

1. Tennessee*
2. Virginia Tech
3. Oregon State
4. Texas A&M*
5. Texas Tech*
6. Florida State
7. Miami
8. Arkansas*
9. Oklahoma State
10. Gonzaga
11. Notre Dame
12. Stanford
13. Louisville
14. UConn
15. Virginia
16. Texas
17. Southern Miss
18. UC Santa Barbara
19. **AUBURN**
20. LSU*
21. Grand Canyon
22. Oklahoma*
23. UCLA
24. Texas State
25. East Carolina

COLLEGIATE BASEBALL

May 16

1. Tennessee*
2. Oregon State
3. Virginia Tech
4. Stanford
5. UC Santa Barbara
6. Arkansas*
7. Texas A&M*
8. Miami
9. Louisville
10. Texas State
11. Vanderbilt*
12. Texas Tech*
13. Arizona
14. UCLA
15. TCU
16. Oklahoma State
17. UConn
18. Notre Dame
19. Virginia
20. Ole Miss*
21. East Carolina
22. Maryland
23. **AUBURN**
24. Florida State
25. Rutgers

AUBURN IN THE POLLS

BA D1 CB NC PG USA

Pre.	NR	NR	NR	NR	NR	NR
2/21	NR	NR	NR	NR	NR	NR
2/28	NR	NR	NR	NR	NR	NR
3/7	NR	NR	NR	NR	NR	NR
3/14	NR	NR	NR	NR	NR	NR
3/21	NR	NR	NR	NR	NR	NR

BA D1 CB NC PG USA

3/28	NR	NR	NR	NR	NR	NR
4/4	25	NR	18	NR	NR	NR
4/11	17	17	14	23	19	22
4/18	23	19	21	25	25	22
4/25	21	19	17	19	19	21
5/2	21	19	19	22	19	18

BA D1 CB NC PG USA

5/9	21	20	21	22	22	20
5/16	20	19	23	19	19	18

THEN AND NOW

- One-run games:
 - 2021: 7-10
 - 2022: 9-4
- Two-run games:
 - 2021: 4-6
 - 2022: 7-2
- Away/neutral games:
 - 2021: 10-13
 - 2022: 14-7

THUNDER AND LIGHTNING

- Sonny DiChiara and Blake Rambusch have combined for 141 hits (.378 average) and 88 runs in their first 52 games at Auburn.
- The duo is the only sets of teammates to rank in the top five in hitting overall and in league play, ranking first and fifth overall and third and fourth in league play.

REACHING BASE AT RECORD-SETTING RATE

- DiChiara has reached base in 47 of 48 games this season, recently snapping a 48-game on-base streak dating back to last year.
- He has reached multiple times in 41 games this year, including 22 of 26 in SEC play, and has reached at least three times in 26 games.
- Along with DiChiara, leadoff hitter Blake Rambusch has reached base in 1058 of 110 games dating back to 2019.

DICHIARA'S DIALED IN

- DiChiara leads the SEC in average (.395), on-base percentage (.565) and slugging percentage (.796) while also ranking top five in all three categories in SEC play.
- He ranks seventh in the league with 16 homers, registering one shy of tying Edouard Julien for the most in a season since 2010.
- DiChiara ranks third among active players with 57 career home runs.

WALK THIS WAY

- With three regular season games remaining, DiChiara is tied for third in single-season history with 57 walks, the most by an Auburn player since 2001.
- Frank Thomas holds the Auburn record with 73 walks drawn in 1989.
- He leads the SEC and is second in the country in walks and walks per game (1.19).

RAMBUSCH RAKES

- Rambusch leads the SEC and ranks 19th in the country with 79 hits and is tied for the league lead with 41 hits in conference play.
- Rambusch went on a 17-game hitting streak earlier this year, the longest since 2015-16, and has multiple hits in 25 games.
- The redshirt junior has reached base in 108 of the last 110 games dating back to the final 13 games of his freshman season at Grayson.
- Including his time at Grayson, Rambusch collected his 200th career hit with an infield single to start the third inning of Tuesday's 11-4 win at Troy.

BOBBY'S FINDING BARRELS

- Since being inserted into the starting lineup in the middle game at LSU, Bobby Peirce is hitting .296 and ranks second on the team with six HR and 19 RBI
- Four of Peirce's six homers have come in the last nine games.
- The junior outfielder has hit a pair of game-winning homers in SEC play - one in the 7th inning of the series opener against South Carolina and another in the 9th inning of the middle game at No. 1 Tennessee.
- He collected another go-ahead hit with a RBI single in the seventh inning of the series-clinching win against Alabama.

NATE THE GREAT BEHIND THE PLATE

- Junior catcher Nate LaRue has started in 23 straight SEC games behind the plate and ranks third on the team with 15 RBI in SEC play
- LaRue has raised his average 67 points in 15 games since Apr. 19 and is hitting .327 with 13 RBI during the span.
- Behind the plate, LaRue has thrown out nine of 13 would-be base stealers, tied for the fourth most in the league.

HOWELL'S HOLDING IT DOWN

- Senior outfielder Kason Howell has started in 176 games in his Auburn career, including 100 straight games in center field.

GIVE IT TO 'EM, GONZO

- After turning in 7.0 scoreless innings vs. South Carolina on Apr. 24, Joseph Gonzalez had turned in four straight quality starts in SEC play, becoming the first Auburn pitcher to do so since Casey Mize in 2018.
- He also became the first Auburn pitcher to win four straight SEC starts since Keegan Thompson did so in 2015.

CLOSING TIME

- Blake Burkhalter leads the SEC and is sixth in the NCAA with 12 saves this season, tied for the fourth most in program history.
- With one more save, he would register the most by an Auburn pitcher since 2005.
- He became the first Auburn pitcher in program history and first pitcher from the SEC since 2017 to record three saves in a series, accomplishing the feat vs. South Carolina.

THAT'S MOORE LIKE IT

- Senior Brody Moore, who is the son of former Auburn shortstop Brandon Moore (1991-94), is riding an eight-game hitting streak and is hitting .371 (13-for-35) during the stretch.
- After wearing No. 19 and playing second base/utility in his first three seasons on the Plains, Brody has a new number and position in 2022 - No. 4 and shortstop - just like his dad.
- Brandon hit .332 in four years and 242 games in an Auburn uniform. Brody, who collected his 100th career hit earlier this year, is a .298 hitter in 130 games, including 118 starts.

CARLSON'S COMING ON STRONG

- Brooks Carlson is riding a season-best 11-game hitting streak and is hitting a team-best .350 (14-for-40) with three doubles and two homers during the hot streak.
- Carlson is eighth among active NCAA Division I players with 281 career hits. He also ranks seventh in runs (181), tied for eighth in total bases (435), 13th in doubles (56) and 15th in RBI (167).
- He hit .300 or higher in each of his four seasons at Samford and is currently third on Auburn with a .316 average.

POSTSEASON PROJECTION

- Auburn enters the weekend No. 4 in the RPI.
- The Tigers were projected by D1 Baseball as the No. 5 national seed and by Baseball America as the No. 8 national seed in the latest regional projections released Wednesday.
- Auburn has hosted four NCAA Regionals with its latest coming in 2010.

200-WIN PLATEAU

- Head coach Butch Thompson won his 200th game in an Auburn uniform in a 5-1 win in the series opener against Vanderbilt on Apr. 8.
- Thompson is Auburn's third coach to amass 200 wins, joining Baird (634) and Nix (515).

SEC GRADUATES

- Auburn players Garrett Farquhar, Brooks Fuller, Josh Hall, Brody Moore, Carson Skipper and Garrett Wade earned their degrees in May.

EPITOME OF AUBURN BASEBALL

- One of four Legacy Leaders on this year's team, Farquhar was named to the SEC Community Service Team earlier this week.

AUBURN IN THE NATIONAL AND SEC RANKINGS			
(as of May 16)			
TEAM	TOTAL	NCAA	SEC
Fielding percentage	.980	14	5
Sacrifice flies	28	20	2
Shutouts	4	22	3
K/9.0 IP	10.0	25	8
21 TRACE BRIGHT	TOTAL	NCAA	SEC
Starts	13	17	1
40 B. BURKHALTER	TOTAL	NCAA	SEC
Saves	12	6	1
17 SONNY DICHIARA	TOTAL	NCAA	SEC
On-base percentage	.565	2	1
Walks	57	2	1
BB/game	1.19	2	1
Slugging percentage	.796	5	1
45 JOSEPH GONZALEZ	TOTAL	NCAA	SEC
BB/9.0 IP	1.26	19	2
28 NATE LARUE	TOTAL	NCAA	SEC
Sacrifice flies	6	23	2
1 BLAKE RAMBUSCH	TOTAL	NCAA	SEC
Hits	79	19	1

THE LAST TIME...

BATTING SUPERLATIVES

5 hits in a game Anfernee Grier at Kennesaw St. [5-for-6] (4/12/16)
 6 hits in a game Tyler Johnstone vs. Elon [6-for-7, 2B, 3B] (2/25/05)

Reached base 6 times Bryson Ware vs. Alabama A&M [3-5, 3 BB] (2/24/21)

4 runs in a game
 5 runs in a game **Mike Bello at Texas A&M (3/27/22)**
 6 runs in a game Rankin Woley vs. #18 Boston College (3/6/21)
 Bryson Ware vs. Alabama A&M (2/24/21)

10-game hitting streak
15-game hitting streak
 20-game hitting streak **Brooks Carlson, 11 games (4/26-pres)**
 25-game hitting streak **Blake Rambusch, 17 games (3/5-4/1/22)**
 30-game hitting streak A. Grier, 22 games, (5/31/15-3/22/16)
 Justin Fradejas, 27 games (3/23-5/7/10)
 Casey Dunn, 31 games (2/22 [G1]-4/15/97)

3 doubles in a game Ryan Bliss vs. LSU (5/6/21)
 4 doubles in a game Ken Dempsey vs. Georgia (1971)

2 triples in a game Jay Gonzalez vs. Alabama State (2/28/12)
 3 triples in a game never

2 home runs in one game
3 home runs in one game
Sonny DiChiara vs. #12 Vanderbilt (4/10/22)
 Tony Caldwell at Kentucky (4/9/11)

7 RBI in a game Brody Moore vs. Alabama A&M (2/24/21)
 8 RBI in a game Justin Bryant at Georgia (3/19/10)
 9 RBI in a game Hunter Morris at Georgia (3/21/10)
 10 RBI in a game Bob Berry vs. Huntington (4/15/82)

Grand slam home run
 Inside-the-park home run **Ryan Dyal vs. Rhode Island (3/6/22)**
 HR to begin game Kason Howell at Alabama (4/15/21)
 Two HR in one inning Ryan Bliss vs. #11 Ole Miss (5/25/21)
 HR in consecutive at-bats Dan Glevenyak at Jacksonville State (8th) (5/7/13)
 HR in three consecutive at-bats Steven Williams vs. Texas A&M (5/15/21)
HR in consecutive games Edouard Julien vs. Alabama A&M/at UCF (2/20-22/19)
HR in three consecutive games **Sonny DiChiara vs. #3 Arkansas (5/7-8/22)**
 HR in four consecutive SEC games **Sonny DiChiara vs. Arkansas & Troy (5/7-10/22)**
 HR in four consecutive games Trent Mummy (4/17-23/10)
 HR in five consecutive games Joseph Sanders (5/10-15/08)
 Walk-off HR Mike Bianucci (5/2-9/08)
 Pinch-hit HR Tim Lemons (4/6-10/85)
 Pinch-hit grand slam **Kason Howell vs. Yale (G1 - 2/26/22)**
 HR in first at-bat of season Cam Hill vs. Kentucky (3/26/21)
 HR in both games of DH Edouard Julien vs. BYU (G1 - 3/3/18)
 Steven Williams vs. Longwood (2/17/18)
 Dylan Ingram at #7 Mississippi St. (4/29/17)

Hit for the cycle Judd Ward [3B, 1B, HR, 2B] vs. Illinois-Chicago (G1 - 2/15/20)

Hit from both sides of plate in same inning Damon Haecker [5th inn.] vs. Jacksonville St. (3/15/17)

Two hits in same inning **Cam Hill [2B, 1B] vs. Rhode Island [1st] (G2 - 3/5/22)**

Stole home
Stole two bases in a game
 Stole three bases in a game **Josh Hall vs. Kansas State (2/20/22)**
Blake Rambusch vs. Rhode Island (G1 - 3/5/22)
 Anfernee Grier vs. Southern (2/26/16)

Hit by a pitch 2 times in a game
 Hit by a pitch 3+ times in a game **Ryan Dyal vs. UAB (3/2/22)**
 Dan Glevenyak at Alabama (4) (4/11/14)

Scored 20 or more runs 20 vs. Wright State (2/29/20)
 Scored 25 or more runs 25 vs. Longwood (2/17/18)
 Scored 30 or more runs 33 vs. Alabama A&M (2/24/21)

Scored 5 runs in an Inning
Scored 6 runs in an Inning
Scored 7 runs in an Inning
 Scored 8 runs in an Inning **5, at Jacksonville State (5th) (4/26/22)**
Scored 9 runs in an Inning **6, vs. Kennesaw State (3rd) (4/20/22)**
 Scored 10+ runs in an Inning **7, vs. South Alabama (4th) (3/22/22)**
 Recorded 10+ hits in an Inning 8, at UAB (5th) (3/19/19)
 Scored in every inning **9, vs. Rhode Island (1st) (G1 - 3/5/22)**
 14, vs. Alabama A&M (4th) (2/24/21)
 11, vs. Furman (5th) (2/12/00)
 vs. Coppin State (3/18/14)

Recorded 15-19 hits
 Recorded 20 or more hits **17, at Troy (5/10/22)**
 27, vs. Alabama A&M (2/24/21)

Hit 3 or more home runs in an inning 3, vs. Northeastern (6th) (G1 - 3/10/18)
Hit 3 or more home runs in a game
 Hit 5 or more home runs in a game **3, vs. #3 Arkansas (5/7/22)**
 Hit 7 or more home runs in a game 6, vs. Texas A&M (5/15/21)
 Hit back-to-back home runs 7, vs. Mississippi State (5/8/10)
 Hit back-to-back-to-back home runs R. Woley & S. Williams vs. Samford (3rd) (4/20/21)
 R. Bliss, T. Miller & R. Woley vs. Texas A&M (1st) (5/15/21)

Had 5 doubles
 Had 6 doubles **5, vs. Yale (2/25/22)**
 Had 7 doubles 6, vs. Jacksonville State (4/21/21)
 Had 8 doubles 7, vs. Chicago State (3/8/20)
 Had 9+ doubles 8, vs. BYU (G1 - 3/3/18)
 11, vs. Alabama A&M (2/24/21)

Stole 5 bases in a game 5, vs. Bethune-Cookman (5/6/14)
 Stole 6 bases in a game 6, vs. #21 Tennessee (3/17/19)
 Stole 7 bases in a game 7, vs. Presbyterian (5/8/12)
 Stole 8 bases in a game 8, vs. Alcorn State (2/22/12)

Walked 10+ times
 Did not strike out in a game **12, vs. #1 Ole Miss (3/18/22)**
 vs. Belmont (3/11/12)

PITCHING SUPERLATIVES

INDIVIDUAL
 Nine-inning no-hitter Casey Mize vs. Northeastern (3/9/18)
 Nine-inning no-hitter (combined) Mike Mueller [2.0], Lee Carter [1.0],
 Brandon Channell [1.0], Reid Price [1.0], Andrew Skinner [1.0], Arnold Hughey [1.0], Ken Clayton [1.0], Cory Duettt [0.2], Sean Jones [0.1] vs. UAB (3/19/02)

Seven-inning no-hitter Jason Johnson vs. LaGrange College (4/30/91)

Nine-inning perfect game Eric Brandon vs. Murray State (3/2/02)
 Seven-inning perfect game Jason Johnson vs. LaGrange College (4/30/91)

Nine-inning one-hitter (individual) Keegan Thompson vs. Presbyterian (3/1/14)
 Nine-inning one-hitter (combined) Tanner Burns [7.0], Cody Greenhill [2.0] vs. Chicago State (3/6/20)

Five-inning one-hitter Kevin Davis [3.2], Jacob Milliman [1.1], vs. Radford (2/22/15)

Nine-inning two-hitter Tanner Burns [9.0] vs. Cincinnati (3/1/19)

Complete game
 Complete game shutout **Joseph Gonzalez vs. #12 Vanderbilt (4/10/22)**
 Consecutive complete games Jack Owen vs. UTSA (3/9/19)
 K. Thompson vs. Arkansas & LSU (4/4 & 4/11/15)

Struck out 10 batters 10 by Tanner Burns vs. Chicago State (3/6/20)
Struck out 11 batters **11 by Jordan Armstrong vs. Yale (2/25/22)**
 Struck out 12 batters 12 by Casey Mize at Kentucky (3/23/18)
 Struck out 13 batters 13 by Casey Mize vs. Texas A&M (3/16/18)
 Struck out 15 batters 15 by Tanner Burns vs. Cincinnati (3/1/19)

TEAM
Struck out 15+ batters **15, Barnett [5], Copeland [1], Allsup [3], Swilling [6] at Jacksonville State (4/26/22)**
 Struck out 20+ batters 20, Fuller [4], Watson [4], Anderson [3], Greenhill [4], Skipper [3], Wade [2] vs. #9 Arkansas (4/5/19)
 vs. Ga State, at Missouri (4/5-7/16)
 Struck out 15 batters consecutive games **2-0 vs. South Carolina (4/24/22)**
Shut out an opponent **16-0 / 12-0 [7] vs. Rhode Island (3/5/22)**
Consecutive shutouts Three straight shutouts 2-0 vs. UT Martin / 6-0 vs. UTSA / 5-0 vs. UTSA (3/6-9/19)
Shut out an SEC opponent **2-0 vs. South Carolina (4/24/22)**
 Shut out an SEC opponent on the road 3-0 at Missouri (5/21/21)
 Consecutive SEC shutouts 5-0 and 4-0 at Miss. State (3/27-28/15)
 Consecutive SEC shutouts on the road 5-0 and 4-0 at Miss. State (3/27-28/15)
Was shut out **3-0 vs. Oklahoma (2/18/22)**
 Was held to one hit vs. #24 Missouri (4/1/18)
 Was no hit vs. #13 Arkansas (5/25/17)

FIELDING SUPERLATIVES
2 errors in a game **Jake Wyandt vs. #1 Ole Miss (3/17/22)**
 3 errors in a game Luke Jarvis vs. Presbyterian (3/11/17)
 4 errors in a game Brett Burnham at Alabama (4/5/00)

3 double plays turned in a game
 4 double plays turned in a game vs. Alabama (5/14/22)
 5 double plays turned in a game at #1 Arkansas (4/3/21)
 never

Triple play (Auburn) vs. Memphis (5/22/78)
 Triple play (Opponent) at Florida [4th] (3/15/08)

Threw a runner out at HP to end game **Bryson Ware at Mississippi State (4/17/22)**

MISC. SUPERLATIVES
 Won 10 or more consecutive games 15 (2/24-3/22/19)
 Won 15 or more consecutive games 15 (2/24-3/22/19)
 Won 8 or more consecutive SEC games 9 (4/1-21/95)
 Lost 5 or more consecutive games 5 (4/2-11/21)

Home winning streak 21 (1964-66)
 Road winning streak 14 (1967/1995)
 Season-opening winning streak 17 (2/7-3/5/97)

Extra-innings victory
Extra-innings loss **6-5, vs. Alabama State [10 inn] (4/19/22)**
4-5, at Texas A&M [11 inn] (3/26/22)

Swept a 3-game series vs. Presbyterian (2/19-21/21)
 Swept a road series at Alabama (4/20-21/18)
 Swept a road SEC series at Alabama (4/20-21/18)
Swept a SEC series **vs. South Carolina (4/22-24/22)**
Swept a 4-game series **Rhode Island (3/4-6/22)**
Swept a doubleheader **Rhode Island (3/5/22)**

Allowed 3 runs or fewer in a three-game series 2, vs. Chicago State (3/6-8/20)
Allowed 3 runs or fewer in a four-game series **3, vs. Rhode Island (3/4-6/22)**
 Allowed 3 runs or fewer in a SEC series 3, vs. Miss. State (3/27-29/15)
 Allowed 4 runs or fewer in a series 3, vs. UTSA (3/8-9/19)
 Allowed 4 runs or fewer in a SEC series 4, vs. Georgia (4/23-25/15)
 Allowed 3 runs or fewer in a road series 3, vs. Miss. State (3/27-29/15)
 Allowed 3 runs or fewer in a SEC road series 3, vs. Miss. State (3/27-29/15)

Overcome a deficit of 7+ runs 7 runs, [7-0, 12-8] vs. Florida A&M (2/22/17)

Won a 1-0 game vs. Mercer (5/30/15) [NCAA Regional]
 Lost a 1-0 game vs. Ohio State (2/15/14)

Walk-off win
Walk-off loss **vs. Alabama State [10 inn.] (4/19/22)**
at Mississippi State [9 inn.] (4/14/22)

54 • K. COPELAND LHP

6-2 • 178 • SO • Mobile, Ala. • Pensacola State

- Recorded two outs with a strikeout at Troy Tuesday
Pitched the final 2.0 innings and earned his first SEC win at Tennessee (4/30)
Earned his second win in 1.1 IP at Jax State (4/26)
Pitched 4.0 scoreless with 8 K and earned his first win in an Auburn uniform vs. KSU (4/20)

CAREER STATISTICS

Table with 11 columns: YEAR, ERA, W-L, G/S, IP, H, R, ER, BB, K, BAA. Rows for 2021*, 2022, and TOTAL.

SEASON HIGHS

IP: 4.0, vs. Kennesaw St. (4/20)
H: 5, vs. Alabama State (3/1)
R: 4, vs. Arkansas (5/6)
ER: 4, vs. Arkansas (5/6)
K: 8, vs. Kennesaw St. (4/20)
BB: 2, two times
PC: 68, vs. Kennesaw St. (4/20)

CAREER HIGHS

7.0, two times
11, at Chipola (3/20/21)
4, three times
4, two times
12, at NW FL State (4/30/21)
2, eight times
68, vs. Kennesaw St. (4/20/22)

57 • TYLER DRABICK RHP

6-2 • 193 • GR • Canton, Ohio • Lipscomb

- Made his first appearance since Apr. 9 at Troy (5/10)
Earned the win and matched a career best with five strikeouts in his Auburn debut vs. Alabama State (3/1)

CAREER STATISTICS

Table with 11 columns: YEAR, ERA, W-L, G/S, IP, H, R, ER, BB, K, BAA. Rows for 2018*, 2019*, 2020*, 2021*, 2022, and TOTAL.

SEASON HIGHS

IP: 2.1, vs. Alabama State (3/1)
H: 5, vs. Vandy (4/9)
R: 4, vs. Vandy (4/9)
ER: 4, vs. Vandy (4/9)
K: 5, vs. Alabama State (3/1)
BB: 2, vs. Alabama State (3/1)
PC: 46, vs. Alabama State (3/1)

CAREER HIGHS

3.2, vs. Toledo (5/3/19)
5, three times
5, at Northern Illinois (4/19/19)
5, at Northern Illinois (4/19/19)
5, four times
2, eight times
46, vs. Alabama State (3/1/22)

14 • BROOKS FULLER LHP

6-3 • 210 • SR • Auburn, Ala. • Auburn

- Turned in 1.1 scoreless IP with 1 BB and 1 K at Troy
Pitched a scoreless 9th in finale vs. Arkansas (5/8)

CAREER STATISTICS

Table with 11 columns: YEAR, ERA, W-L, G/S, IP, H, R, ER, BB, K, BAA. Rows for 2019, 2020, 2021, 2022, and TOTAL.

SEASON HIGHS

IP: 1.1, at Troy (5/10)
H: 3, vs. Alabama State (3/1)
R: 4, vs. Alabama State (3/1)
ER: 4, vs. Alabama State (3/1)
K: 2, two times
BB: 2, vs. Alabama State (3/1)
PC: 27, vs. Alabama State (3/1)

CAREER HIGHS

6.0, at Texas A&M (4/13/19)
5, three times
5, vs. Baylor (2/27/21)
5, vs. Baylor (2/27/21)
6, vs. Ole Miss (4/20/19)
4, at South Carolina (3/30/19)
93, at Texas A&M (4/13/19)

45 • J. GONZALEZ RHP

6-4 • 230 • SO • Humacao, PR • Leadership CA

- Suffered back-to-back losses vs. No. 1 and No. 3
Pitched 7.0 scoreless innings and earned his fourth straight win vs. USC (4/24)
Is the first AU pitcher since Casey Mize in 2018 with four straight quality starts in SEC play
Is the first AU pitcher to win four straight SEC starts since Keegan Thompson in 2015
Turned in Auburn's first SEC CG since 2018 and the second by an SEC pitcher vs. Vandy (4/10)

CAREER STATISTICS

Table with 11 columns: YEAR, ERA, W-L, G/S, IP, H, R, ER, BB, K, BAA. Rows for 2021, 2022, and TOTAL.

SEASON HIGHS

IP: 9.0, vs. Vandy (4/10)
H: 9, two times
R: 5, two times
ER: 5, two times
K: 8, two times
BB: 3, vs. Texas Tech (2/19)
PC: 110, at MSU (4/16)

CAREER HIGHS

9.0, vs. Vandy (4/10/22)
9, two times
9, vs. Miss. State (4/11/21)
9, vs. Miss. State (4/11/21)
8, two times
5, at Arkansas (4/3/21)
110, at MSU (4/16/22)

9 • CADE GRANZOW RHP

6-3 • 220 • FR • Franklin, Tenn. • Brentwood

- Didn't allow a run in his first four appearances
Matched season high with 1.2 IP vs. Vandy (4/9)

CAREER STATISTICS

Table with 11 columns: YEAR, ERA, W-L, G/S, IP, H, R, ER, BB, K, BAA. Rows for 2022.

SEASON HIGHS

IP: 1.2, two times
H: 2, three times
R: 2, at MSU (4/15)
ER: 2, at MSU (4/15)
K: 2, vs. Rhode Island (3/5)
BB: 2, at MSU (4/15)
PC: 30, vs. Vandy (4/9)

CAREER HIGHS

1.2, two times
2, three times
2, at MSU (4/15/22)
2, at MSU (4/15/22)
2, vs. Rhode Island (3/5/22)
2, at MSU (4/15/22)
30, vs. Vandy (4/9/22)

43 • CHASE ISBELL RHP

6-2 • 198 • JR • Springville, Ala. • Samford

- Earned his first Auburn win at Troy last Tuesday (5/10)
Has a 1.29 ERA in his last six app and 7.0 IP
Matched a season-high with 2.1 IP vs. Arkansas (5/7)
Made his AU debut and threw a scoreless inning with a strikeout vs. S. Alabama (3/22)
Coming off partial Tommy John surgery

CAREER STATISTICS

Table with 11 columns: YEAR, ERA, W-L, G/S, IP, H, R, ER, BB, K, BAA. Rows for 2020*, 2021*, 2022, and TOTAL.

SEASON HIGHS

IP: 2.1, two times
H: 5, vs. Vandy (4/9)
R: 5, at LSU (4/1)
ER: 5, at LSU (4/1)
K: 3, two times
BB: 3, at Samford (5/17)
PC: 45, at Texas A&M (3/26)

CAREER HIGHS

3.0, at ETSU (5/21/21)
4, at Wofford (4/20/21)
5, at LSU (4/1/22)
5, at LSU (4/1/22)
6, at ETSU (5/21/21)
3, at Samford (5/17/22)
57, at ETSU (5/21/21)

20 • HAYDEN MULLINS LHP

6-0 • 194 • JR • Gallatin, Tenn. • Hendersonville

- Missed his first SEC start last weekend (forearm)
Pitched a career high 5.1 inning vs. USC (4/22)
Struck out a career high nine batters in 4.1 scoreless IP vs. Vandy (4/8)
Earned his first career SEC win in 5.0 innings against No. 1 Ole Miss (3/18)

CAREER STATISTICS

Table with 11 columns: YEAR, ERA, W-L, G/S, IP, H, R, ER, BB, K, BAA. Rows for 2020, 2021, 2022, and TOTAL.

SEASON HIGHS

IP: 5.1, vs. South Carolina (4/22)
H: 4, two times
R: 3, three times
ER: 3, two times
K: 9, vs. Vandy (4/8)
BB: 6, vs. Vandy (4/8)
PC: 93, vs. Vandy (4/8)

CAREER HIGHS

5.1, vs. South Carolina (4/22/22)
4, at Texas A&M (3/25/22)
3, four times
3, three times
9, vs. Vandy (4/8/22)
6, vs. Vandy (4/8/22)
93, vs. Vandy (4/8/22)

47 • TOMMY SHEEHAN LHP

6-0 • 209 • GR • Brielle, N.J. • Notre Dame

- Turned in 4.0 scoreless and allowed just two baserunners vs. Alabama (5/14)
Hasn't allowed an earned run in four apps (8.0 IP)
Earned his first AU win in 3.2 IP vs. MTSU (3/13)
Earned the 3.0-inning save in his first career relief appearances against URI (3/6)

CAREER STATISTICS

Table with 11 columns: YEAR, ERA, W-L, G/S, IP, H, R, ER, BB, K, BAA. Rows for 2018*, 2019*, 2020*, 2021*, 2022, and TOTAL.

SEASON HIGHS

IP: 4.0, vs. Alabama (5/14)
H: 5, vs. Ole Miss (3/19)
R: 5, at Texas A&M (3/27)
ER: 5, at Texas A&M (3/27)
K: 5, vs. Rhode Island (3/6)
BB: 4, at Texas A&M (3/27)
PC: 65, vs. Alabama (5/14)

CAREER HIGHS

9.0, two times
13, vs. North Carolina (4/13/19)
11, vs. North Carolina (4/13/19)
8, vs. North Carolina (4/13/19)
9, at UAB (2/14/20)
6, vs. Purdue (2/24/18)
112, vs. North Carolina (4/13/19)

29 • CARSON SKIPPER LHP

6-2 • 211 • SR • Trussville, Ala. • Hewitt-Trussville

- Earned the win in 2.1 scoreless at Samford (5/17)
Went 1-0 with 6 K, 3 holds in 4 app from 4/19-24
Earned the win in 1.1 IP in the series opener vs. USC
Pitched a perfect 8th inning in games two & three, inducing a double play w/ the tying run on in finale
Hasn't walked a batter in seven appearances dating back to the series opener at LSU (3/31)

CAREER STATISTICS

Table with 11 columns: YEAR, ERA, W-L, G/S, IP, H, R, ER, BB, K, BAA. Rows for 2019, 2020, 2021, 2022, and TOTAL.

SEASON HIGHS

IP: 5.2, vs. MTSU (3/11)
H: 6, vs. MTSU (3/11)
R: 5, two times
ER: 5, vs. Arkansas (5/8)
K: 4, four times
BB: 2, two times
PC: 71, vs. MTSU (3/11)

CAREER HIGHS

5.2, vs. MTSU (3/11/22)
6, vs. MTSU (3/11/22)
5, four times
5, two times
8, vs. AAMU (2/19/19)
4, at Georgia Tech (4/16/19)
78, vs. Arkansas (4/5/19)

32 • CARSON SWILLING RHP

5-11 • 196 • SO • Smiths Station, Ala. • Smiths

- Has a 0.00 ERA in his last three app and 5.0 IP
Earned a win in 2.0 scoreless in each of the last two weekends vs. Arkansas and Alabama
Struck out a career high six in 2.0 IP at Jax State (4/26)
Got a strikeout to end the 7th and earned the win in game two vs. USC (4/23)
Turned in 1.2 scoreless innings at LSU (4/1)
Pitched a season-high 3.1 scoreless innings and struck out four vs. Ole Miss (3/17)

CAREER STATISTICS

Table with 11 columns: YEAR, ERA, W-L, G/S, IP, H, R, ER, BB, K, BAA. Rows for 2021, 2022, and TOTAL.

SEASON HIGHS

IP: 3.1, vs. Ole Miss (3/17)
H: 4, two times
R: 3, three times
ER: 3, three times
K: 6, at Jax State (4/26)
BB: 2, four times
PC: 58, vs. Ole Miss (3/17)

CAREER HIGHS

3.2, at Lipscomb (3/16/21)
5, at Georgia (5/1/21)
3, five times
3, four times
6, at Jax State (4/26/22)
3, two times
67, at Georgia (5/1/21)

22 • GARRETT WADE LHP

6-3 • 199 • R-JR • Hartselle, Ala. • Hartselle

- Made his first appearance since March 2020 vs. TTU

CAREER STATISTICS

Table with 11 columns: YEAR, ERA, W-L, G/S, IP, H, R, ER, BB, K, BAA. Rows for 2019, 2020, 2022, and TOTAL.

SEASON HIGHS

IP: 1.0, vs. UAB (3/2)
H: --
R: 1, two times
ER: 1, two times
K: 1, three times
BB: 2, vs. Texas Tech (2/19)
PC: 15, vs. Texas Tech (2/19)

CAREER HIGHS

5.0, two times
6, vs. JSU (4/9/19)
5, vs. JSU (4/9/19)
5, vs. JSU (4/9/19)
8, two times
5, vs. Alabama (3/26/19)
91, at South Alabama (3/12/19)



Table with columns: Date, Opp (Res.), DEC, QS, IP, H, R, ER, BB, SO, HR, ERA, NP. Rows include games against Florida, Georgia, LSU, Samford, Texas A&M, Missouri, and Ole Miss.

2022 - SOPHOMORE YEAR

Table with columns: Date, Opp (Res.), DEC, QS, IP, H, R, ER, BB, SO, HR, ERA, NP. Rows include games against Texas Tech, Yale, Rhode Island, Middle Tennessee, Jax State, LSU, Vanderbilt, Mississippi State, South Carolina, Tennessee, and Arkansas.

CADE GRANZOW'S CAREER APPEARANCES

Table with columns: Date, Opp (Res.), DEC, QS, IP, H, R, ER, BB, SO, HR, ERA, NP. Rows include games against Kansas State, Yale, UAB, Rhode Island, South Alabama, Vanderbilt, and Mississippi State.

CAM HILL'S CAREER APPEARANCES

Table with columns: Date, Opp (Res.), DEC, QS, IP, H, R, ER, BB, SO, HR, ERA, NP. Rows include games against Presbyterian, Texas A&M, Boston College, Little Rock, Ole Miss, Kentucky, Georgia Tech, Jax State, Samford, and North Alabama.

2022 - SOPHOMORE YEAR

Table with columns: Date, Opp (Res.), DEC, QS, IP, H, R, ER, BB, SO, HR, ERA, NP. Rows include games against Rhode Island, Kennesaw State, and Tennessee.

CHASE ISBELLS' CAREER APPEARANCES

Table with columns: Date, Opp (Res.), DEC, QS, IP, H, R, ER, BB, SO, HR, ERA, NP. Rows include games against UNC Asheville, Belmont, Lipscomb, Northern Kentucky, and Alabama A&M.

2021 - SOPHOMORE YEAR AT SAMFORD

Table with columns: Date, Opp (Res.), DEC, QS, IP, H, R, ER, BB, SO, HR, ERA, NP. Rows include games against UT Martin, Florida, Jacksonville State, Toledo, Troy, Texas A&M, UNC Greensboro, UNC Greensboro, UAB, ETSU, VMI, Troy, The Citadel, Western Carolina, Auburn, Mercer, Mercer, Wofford, Wofford, VMI, Auburn, UNC Greensboro, ETSU, and Mercer.

2022 - JUNIOR YEAR

Table with columns: Date, Opp (Res.), DEC, QS, IP, H, R, ER, BB, SO, HR, ERA, NP. Row includes game against South Alabama.

Table with columns: Date, Opp (Res.), DEC, QS, IP, H, R, ER, BB, SO, HR, ERA, NP. Rows include games against Texas A&M, LSU, UAB, Vanderbilt, Mississippi State, Kennesaw State, Tennessee, Arkansas, Troy, and Samford.

NATE LARUE'S CAREER APPEARANCES

Table with columns: Date, Opp (Res.), DEC, QS, IP, H, R, ER, BB, SO, HR, ERA, NP. Rows include game against Jax State.

2022 - JUNIOR YEAR

Table with columns: Date, Opp (Res.), DEC, QS, IP, H, R, ER, BB, SO, HR, ERA, NP. Rows include games against Troy, Alabama State, Tennessee Tech, Middle Tennessee, and Ole Miss.

HAYDEN MULLINS' CAREER APPEARANCES

Table with columns: Date, Opp (Res.), DEC, QS, IP, H, R, ER, BB, SO, HR, ERA, NP. Rows include games against Illinois-Chicago, UCF, Alabama A&M, Wright State, and Wofford.

2021 - SOPHOMORE YEAR

Table with columns: Date, Opp (Res.), DEC, QS, IP, H, R, ER, BB, SO, HR, ERA, NP. Rows include games against Presbyterian, Alabama A&M, Oklahoma, Boston College, UAB, Little Rock, and Mississippi State.

2022 - JUNIOR YEAR

Table with columns: Date, Opp (Res.), DEC, QS, IP, H, R, ER, BB, SO, HR, ERA, NP. Rows include games against Oklahoma, Troy, Yale, Rhode Island, Ole Miss, Texas A&M, LSU, Vanderbilt, Mississippi State, South Carolina, and Tennessee.

TOMMY SHEEHAN'S CAREER APPEARANCES

Table with columns: Date, Opp (Res.), DEC, QS, IP, H, R, ER, BB, SO, HR, ERA, NP. Rows include games against LSU, Purdue, Seton Hall, Miami, Florida State, Wake Forest, Duke, Clemson, NC State, Valparaiso, Western Michigan, Pittsburgh, Northwestern, and Louisville.

2019 - SOPHOMORE YEAR AT NOTRE DAME

Table with columns: Date, Opp (Res.), DEC, QS, IP, H, R, ER, BB, SO, HR, ERA, NP. Rows include games against Arizona State, Eastern Michigan, Charleston Southern, Wake Forest, Clemson, Florida State, Georgia Tech, Virginia, North Carolina, Pittsburgh, NC State, Louisville, Canisius, Boston College, and Georgia Tech.

2020 - JUNIOR YEAR AT NOTRE DAME

Table with columns: Date, Opp (Res.), DEC, QS, IP, H, R, ER, BB, SO, HR, ERA, NP. Rows include games against UAB and Incarnate Word.

SUPERLATIVES AND MISCELLANEOUS NOTES

STARTS BY POSITION

STARTING PITCHER

Trace Bright	13	6-7
Mason Barnett	10	8-2
Joseph Gonzalez	10	8-2
Hayden Mullins	8	6-2
Jordan Armstrong	6	4-2
Tommy Sheehan	3	2-1
Konner Copeland	2	2-0

CATCHER

Nate LaRue	27	18-9
Jake Wyandt	13	11-2
Ryan Dyal	12	7-5

FIRST BASE

Sonny DiChiara	47	33-14
Cam Hill	5	3-2

SECOND BASE

Cole Foster	43	30-13
Garrett Farquhar	8	6-2
Brooks Carlson	1	0-1

THIRD BASE

Blake Rambusch	48	34-14
Garrett Farquhar	4	2-2

SHORTSTOP

Brody Moore	51	35-16
Garrett Farquhar	1	1-0

LEFT FIELD

Mike Bello	14	10-4
Ryan Dyal	11	8-3
Brooks Carlson	9	5-4
Bryson Ware	6	5-1
Mason Land	5	4-1
Brayton Brown	3	2-1
Josh Hall	3	2-1
Bobby Peirce	1	0-1

CENTER FIELD

Kason Howell	52	36-16
--------------	----	-------

RIGHT FIELD

Bobby Peirce	24	17-7
Bryson Ware	17	13-4
Mike Bello	4	2-2
Blake Rambusch	4	2-2
Josh Hall	3	2-1

DESIGNATED HITTER

Brooks Carlson	23	17-6
Cam Hill	21	13-8
Ryan Dyal	4	4-0
Nate LaRue	3	2-1
Sonny DiChiara	1	0-1

2022 AUBURN & OPPONENT HIGHS

TEAM BATTING

	AUBURN	OPPONENT
Runs in a game	19, vs. Ole Miss (3/18)	19, Vandy (4/9)
Runs in an inning	9, vs. Rhode Island [1st] (G2 - 3/5)	9, Vandy [4th] (4/9)
Most Hits in a game	17, two times	23, Vandy (4/9)
Fewest Hits in a game	3, two times	1, Rhode Island (G2 - 3/5)
Hits in an inning	7, vs. Rhode Island [1st] (G2 - 3/5)	9, Tennessee [7th] (4/29)
2B in a game	5, vs. Yale (2/25)	10, Vandy (4/9)
3B in a game	1, seven times	1, Yale (G1 - 2/26)
HR in a game	4, vs. Rhode Island (3/6)	6, Tennessee (4/29)
SB in a game	3, at Tennessee (4/30)	6, Yale (G1 - 2/26)
LOB in a game	17, two times	14, two times
K in a game	17, vs. K-State (2/20)	19, Yale (2/25)
BB in a game	12, two times	9, two times

TEAM PITCHING

	AUBURN	OPPONENT
K in a game	19, vs. Yale (2/25)	17, K-State (2/20)
BB in a game	9, two times	12, two times
Pitchers used	9, vs. S. Alabama (3/22)	10, UAB (3/2)
Total Quality Starts	8	2

TEAM FIELDING

	AUBURN	OPPONENT
Errors in a game	5, vs. Ole Miss (3/17)	5, Alabama State (3/1)
DP turned in a game	3, three times	2, six times

IND. BATTING

	AUBURN	OPPONENT
Hits in a game	4, three times	5, Bulger [Vandy] (4/9)
Runs in a game	4, three times	4, two times
2B in a game	2, eight times	3, Keegan [Vandy] (4/9)
3B in a game	1, seven times	1, Swank [Yale] (G1 - 2/26)
HR in a game	2, DiChiara vs. Vandy (4/10)	2, five times
RBI in a game	6, Ware, two times	6, Russell [UT] (4/29)
XBH in a game	3, two times	3, four times
SB in a game	2, Rambusch, three times	3, Swank [Yale] (G1 - 2/26)
BB in a game	4, DiChiara at MSU (4/16)	4, Sanders [MTSU] (G2 - 3/13)
HBP in a game	2, four times	2, three times
K in a game	4, three times	4, five times
Hitting Streak	17, Rambusch (3/5-4/1)	3, 27 times
Consec. G w/HR	3, DiChiara, two times	2, three times

IND. PITCHING

	AUBURN	OPPONENT
K by a starter	11, Armstrong vs. Yale (2/25)	12, Johnson [MSU] (4/15)
K by a reliever	6, two times	6, three times
BB by a starter	6, Mullins vs. Vandy (4/8)	5, Picone [URI] (G1 - 3/5)
BB by a reliever	4, two times	6, Capell [Yale] (G2 - 2/26)
IP by a starter	9.0, Gonzalez vs. Vandy (4/10)	7.0, two times
IP by a reliever	5.2, Skipper vs. MTSU (3/11)	5.0, Gilreath [USC] (4/22)

MISCELLANEOUS

	AUBURN
Biggest comeback win	6, vs. S. Alabama (3/22)
Biggest blown lead loss	5, vs. Arkansas (5/6)
Largest margin of victory	16, vs. Rhode Island (G1 - 3/5)
Largest margin of defeat	15, vs. Vandy (4/9)
Longest game, Time	4:09, vs. S. Alabama (3/22)
Longest game, Time (9 inn)	4:09, vs. S. Alabama (3/22)
Shortest game, Time (9 inn)	2:16, at Tennessee (5/1)
Longest game, Innings	11, at Texas A&M (3/26)
Largest crowd, Home	4,096, seven times
Largest crowd, Road	12,346, at MSU (4/15)
Largest crowd, Neutral	10,515, vs. Texas Tech (2/19)

STARTS BY ORDER

LEADOFF

Blake Rambusch	50	34-16
Brody Moore	2	2-0

2ND SPOT

Kason Howell	44	29-15
Brody Moore	6	5-1
Sonny DiChiara	2	2-0

3RD SPOT

Sonny DiChiara	44	31-13
Ryan Dyal	4	1-3
Cam Hill	2	2-0
Blake Rambusch	2	2-0

CLEANUP

Brooks Carlson	20	15-5
Bobby Peirce	10	6-4
Ryan Dyal	9	7-2
Cam Hill	8	6-2
Brody Moore	3	2-1
Sonny DiChiara	2	0-2

5TH SPOT

Brody Moore	17	11-6
Cam Hill	9	5-4
Bryson Ware	8	5-3
Brooks Carlson	6	4-2
Nate LaRue	4	3-1
Cole Foster	3	3-0
Ryan Dyal	2	2-0
Kason Howell	2	2-0
Bobby Peirce	1	1-0

6TH SPOT

Brody Moore	12	9-3
Bryson Ware	7	5-2
Brooks Carlson	6	3-3
Cole Foster	6	5-1
Bobby Peirce	6	4-2
Mike Bello	5	3-2
Ryan Dyal	4	3-1
Cam Hill	2	1-1
Kason Howell	3	2-1
Garrett Farquhar	1	1-0

7TH SPOT

Brody Moore	12	7-5
Cole Foster	8	5-3
Nate LaRue	6	4-2
Bobby Peirce	5	4-1
Bryson Ware	5	5-0
Cam Hill	4	2-2
Mason Land	4	4-0
Ryan Dyal	3	3-0
Mike Bello	1	1-0
Brayton Brown	1	0-1
Brooks Carlson	1	0-1
Garrett Farquhar	1	0-1
Kason Howell	1	1-0

8TH SPOT

Nate LaRue	18	11-7
Cole Foster	15	10-5
Ryan Dyal	4	2-2
Garrett Farquhar	4	3-1
Mike Bello	3	3-0
Brayton Brown	2	2-0
Cam Hill	1	0-1
Kason Howell	1	1-0
Bobby Peirce	1	1-0
Bryson Ware	3	3-0

9TH SPOT

Jake Wyandt	13	11-2
Cole Foster	11	7-4
Mike Bello	9	5-4
Garrett Farquhar	7	5-2
Josh Hall	6	4-2
Bobby Peirce	2	1-1
Nate LaRue	2	2-0
Ryan Dyal	1	1-0
Mason Land	1	0-1

AUBURN 2022 GAME-BY-GAME STARTING LINEUPS

DATE	OPP	1	2	3	4	5	6	7	8	9	SP
2/18	vs. Oklahoma	Rambusch	Howell	Dyal	DiChiara	Moore	Ware	Hill	Foster	Farquhar	Sheehan
2/19	vs. Texas Tech	Rambusch	Moore	DiChiara	Dyal	Howell	Ware	Foster	Farquhar	Wyandt	Gonzalez
2/20	vs. Kansas State	Rambusch	Moore	DiChiara	Dyal	LaRue	Howell	Foster	Brown	Hall	Bright
2/23	Troy	Rambusch	Howell	DiChiara	Dyal	Moore	Ware	Foster	Brown	Wyandt	Sheehan
2/25	Yale	Rambusch	Moore	DiChiara	Dyal	LaRue	Ware	Foster	Howell	Hall	Armstrong
2/26	Yale - G1	Rambusch	Moore	DiChiara	Dyal	Ware	Foster	Howell	Farquhar	Wyandt	Gonzalez
2/26	Yale - G2	Rambusch	Moore	DiChiara	Dyal	LaRue	Howell	Brown	Foster	Hall	Bright
3/1	Alabama State	Rambusch	Moore	DiChiara	Dyal	Howell	Ware	Hill	Foster	Wyandt	Copeland
3/2	UAB	Rambusch	Howell	DiChiara	Hill	Foster	Farquhar	Ware	Dyal	Wyandt	Barnett
3/4	Rhode Island	Rambusch	Howell	DiChiara	Hill	Moore	Ware	Dyal	Foster	Hall	Armstrong
3/5	Rhode Island - G1	Rambusch	Howell	DiChiara	Carlson	Ware	Dyal	Moore	Foster	Wyandt	Gonzalez
3/5	Rhode Island - G2	Rambusch	Howell	DiChiara	Hill	Ware	Moore	Dyal	Foster	Wyandt	Bright
3/6	Rhode Island	Rambusch	Howell	Hill	Carlson	Moore	Dyal	Ware	Foster	Wyandt	Mullins
3/8	vs. Tennessee Tech	Rambusch	Howell	Hill	Carlson	Moore	Dyal	Ware	Foster	Wyandt	Barnett
3/11	Middle Tennessee	Rambusch	Howell	Dyal	Carlson	Ware	Hill	Moore	Foster	Hall	Armstrong
3/13	Middle Tennessee - G1	Rambusch	Howell	Dyal	Carlson	Ware	Hill	Moore	Foster	Wyandt	Gonzalez
3/13	Middle Tennessee - G2	Rambusch	Howell	Dyal	DiChiara	Ware	Moore	Farquhar	Hill	Wyandt	Bright
3/17	Ole Miss*	Rambusch	Howell	DiChiara	Carlson	Hill	Ware	Moore	Dyal	Wyandt	Barnett
3/18	Ole Miss*	Rambusch	Howell	DiChiara	Dyal	Ware	Moore	Hill	Farquhar	Bello	Mullins
3/19	Ole Miss*	Rambusch	Howell	DiChiara	Dyal	Ware	Moore	Carlson	Farquhar	Bello	Bright
3/22	vs. South Alabama	Rambusch	Howell	DiChiara	Carlson	Dyal	Moore	Ware	Bello	Farquhar	Barnett
3/25	at Texas A&M*	Rambusch	Howell	DiChiara	Carlson	Dyal	Moore	LaRue	Bello	Farquhar	Mullins
3/26	at Texas A&M*	Rambusch	Howell	DiChiara	Hill	Moore	Dyal	LaRue	Foster	Bello	Bright
3/27	at Texas A&M*	Rambusch	Howell	DiChiara	Carlson	Moore	Bello	Ware	LaRue	Foster	Sheehan
3/29	Jacksonville State	Rambusch	Howell	DiChiara	Hill	Moore	Bello	Foster	Dyal	Land	Armstrong
3/31	at LSU*	Rambusch	Howell	DiChiara	Hill	Moore	Bello	LaRue	Foster	Hall	Mullins
4/1	at LSU*	Rambusch	Howell	DiChiara	Moore	Carlson	Bello	LaRue	Foster	Peirce	Bright
4/2	at LSU*	Rambusch	Howell	DiChiara	Moore	Foster	Bello	LaRue	Dyal	Peirce	Gonzalez
4/5	at UAB	Rambusch	Howell	DiChiara	Moore	Foster	Carlson	Bello	Peirce	LaRue	Barnett
4/8	Vanderbilt*	Rambusch	Howell	DiChiara	Carlson	Moore	Foster	Peirce	LaRue	Bello	Mullins
4/9	Vanderbilt*	Rambusch	Howell	DiChiara	Carlson	Moore	Foster	Peirce	LaRue	Farquhar	Bright
4/10	Vanderbilt*	Rambusch	Howell	DiChiara	Carlson	Moore	Foster	Peirce	LaRue	Bello	Gonzalez
4/12	Samford	Rambusch	Howell	DiChiara	Hill	Moore	Foster	Peirce	Bello	Wyandt	Barnett
4/14	at Mississippi State*	Rambusch	Howell	DiChiara	Carlson	Moore	Peirce	Foster	LaRue	Bello	Mullins
4/15	at Mississippi State*	Rambusch	Howell	DiChiara	Carlson	Moore	Peirce	Foster	LaRue	Bello	Bright
4/16	at Mississippi State*	Rambusch	Howell	DiChiara	Hill	Moore	Foster	Peirce	LaRue	Bello	Gonzalez
4/19	Alabama State	Rambusch	Howell	DiChiara	Carlson	Moore	Peirce	Dyal	Ware	Farquhar	Barnett
4/20	Kennesaw State	Rambusch	Howell	DiChiara	Carlson	Hill	Peirce	Moore	Foster	Dyal	Copeland
4/22	South Carolina*	Rambusch	Howell	DiChiara	Carlson	Hill	Peirce	Moore	Foster	LaRue	Mullins
4/23	South Carolina*	Rambusch	Howell	DiChiara	Carlson	Peirce	Moore	LaRue	Ware	Foster	Bright
4/24	South Carolina*	Rambusch	Howell	DiChiara	Carlson	Hill	Moore	Foster	LaRue	Bello	Gonzalez
4/26	at Jacksonville State	Rambusch	Howell	DiChiara	Carlson	Hill	Peirce	Moore	LaRue	Foster	Barnett
4/29	at Tennessee*	Rambusch	Howell	DiChiara	Peirce	Hill	Carlson	Moore	LaRue	Foster	Mullins
4/30	at Tennessee*	Rambusch	Howell	DiChiara	Peirce	Hill	Carlson	Moore	LaRue	Foster	Bright
5/1	at Tennessee*	Rambusch	Howell	DiChiara	Peirce	Hill	Carlson	Moore	LaRue	Foster	Gonzalez
5/6	Arkansas*	Rambusch	Howell	DiChiara	Peirce	Hill	Carlson	Moore	LaRue	Foster	Barnett
5/7	Arkansas*	Rambusch	Howell	DiChiara	Peirce	LaRue	Carlson	Moore	Ware	Foster	Bright
5/8	Arkansas*	Rambusch	Howell	DiChiara	Peirce	Carlson	Moore	Hill	LaRue	Foster	Gonzalez
5/10	at Troy	Rambusch	Howell	DiChiara	Peirce	Carlson	Moore	Land	LaRue	Foster	Armstrong
5/13	Alabama*	Rambusch	Howell	DiChiara	Peirce	Carlson	Moore	Land	LaRue	Foster	Barnett
5/14	Alabama*	Moore	DiChiara	Rambusch	Peirce	Carlson	Howell	Land	LaRue	Farquhar	Bright
5/17	at Samford	Moore	DiChiara	Rambusch	Peirce	Carlson	Howell	Land	LaRue	Farquhar	Armstrong
5/19	at Kentucky*										
5/20	at Kentucky*										
5/21	at Kentucky*										

* - SEC Game

AUBURN 2022 GAME-BY-GAME STARTERS

DATE	OPP	SP	C	1B	2B	3B	SS	LF	CF	RF	DH
2/18	vs. Oklahoma	Sheehan	Dyal	DiChiara	Foster	Farquhar	Moore	Ware	Howell	Rambusch	Hill
2/19	vs. Texas Tech	Gonzalez	Wyandt	DiChiara	Foster	Farquhar	Moore	Ware	Howell	Rambusch	Dyal
2/20	vs. Kansas State	Bright	Dyal	DiChiara	Foster	Rambusch	Moore	Brown	Howell	Hall	LaRue
2/23	Troy	Sheehan	Wyandt	DiChiara	Foster	Rambusch	Moore	Brown	Howell	Ware	Dyal
2/25	Yale	Armstrong	Dyal	DiChiara	Foster	Rambusch	Moore	Hall	Howell	Ware	LaRue
2/26	Yale - G1	Gonzalez	Wyandt	DiChiara	Foster	Farquhar	Moore	Ware	Howell	Rambusch	Dyal
2/26	Yale - G2	Bright	Dyal	DiChiara	Foster	Rambusch	Moore	Brown	Howell	Hall	LaRue
3/1	Alabama State	Copeland	Wyandt	DiChiara	Foster	Rambusch	Moore	Dyal	Howell	Ware	Hill
3/2	UAB	Barnett	Wyandt	DiChiara	Foster	Rambusch	Farquhar	Dyal	Howell	Ware	Hill
3/4	Rhode Island	Armstrong	Dyal	DiChiara	Foster	Rambusch	Moore	Hall	Howell	Ware	Hill
3/5	Rhode Island - G1	Gonzalez	Wyandt	DiChiara	Foster	Rambusch	Moore	Dyal	Howell	Ware	Carlson
3/5	Rhode Island - G2	Bright	Wyandt	DiChiara	Foster	Rambusch	Moore	Dyal	Howell	Ware	Hill
3/6	Rhode Island	Mullins	Wyandt	Hill	Foster	Rambusch	Moore	Dyal	Howell	Ware	Carlson
3/8	vs. Tennessee Tech	Barnett	Wyandt	Hill	Foster	Rambusch	Moore	Dyal	Howell	Ware	Carlson
3/11	Middle Tennessee	Armstrong	Dyal	Hill	Foster	Rambusch	Moore	Hall	Howell	Ware	Carlson
3/13	Middle Tennessee - G1	Gonzalez	Wyandt	Hill	Foster	Rambusch	Moore	Dyal	Howell	Ware	Carlson
3/13	Middle Tennessee - G2	Bright	Wyandt	Hill	Farquhar	Rambusch	Moore	Dyal	Howell	Ware	DiChiara
3/17	Ole Miss*	Barnett	Wyandt	DiChiara	Carlson	Rambusch	Moore	Dyal	Howell	Ware	Hill
3/18	Ole Miss*	Mullins	Dyal	DiChiara	Farquhar	Rambusch	Moore	Bello	Howell	Ware	Hill
3/19	Ole Miss*	Bright	Dyal	DiChiara	Farquhar	Rambusch	Moore	Bello	Howell	Ware	Carlson
3/22	vs. South Alabama	Barnett	Dyal	DiChiara	Farquhar	Rambusch	Moore	Bello	Howell	Ware	Carlson
3/25	at Texas A&M*	Mullins	LaRue	DiChiara	Farquhar	Rambusch	Moore	Dyal	Howell	Bello	Carlson
3/26	at Texas A&M*	Bright	LaRue	DiChiara	Foster	Rambusch	Moore	Dyal	Howell	Bello	Hill
3/27	at Texas A&M*	Sheehan	LaRue	DiChiara	Foster	Rambusch	Moore	Bello	Howell	Ware	Carlson
3/29	Jacksonville State	Armstrong	Dyal	DiChiara	Foster	Rambusch	Moore	Land	Howell	Bello	Hill
3/31	at LSU*	Mullins	LaRue	DiChiara	Foster	Rambusch	Moore	Bello	Howell	Hall	Hill
4/1	at LSU*	Bright	LaRue	DiChiara	Foster	Rambusch	Moore	Bello	Howell	Peirce	Carlson
4/2	at LSU*	Gonzalez	LaRue	DiChiara	Foster	Rambusch	Moore	Bello	Howell	Peirce	Dyal
4/5	at UAB	LaRue	DiChiara	Foster	Rambusch	Moore	Bello	Howell	Peirce	Carlson	Carlson
4/8	Vanderbilt*	Mullins	LaRue	DiChiara	Foster	Rambusch	Moore	Bello	Howell	Peirce	Carlson
4/9	Vanderbilt*	Bright	LaRue	DiChiara	Foster	Farquhar	Moore	Peirce	Howell	Rambusch	Carlson
4/10	Vanderbilt*	Gonzalez	LaRue	DiChiara	Foster	Rambusch	Moore	Bello	Howell	Peirce	Carlson
4/12	Samford	Barnett	Wyandt	DiChiara	Foster	Rambusch	Moore	Bello	Howell	Peirce	Hill
4/14	at Mississippi State*	Mullins	LaRue	DiChiara	Foster	Rambusch	Moore	Bello	Howell	Peirce	Carlson
4/15	at Mississippi State*	Bright	LaRue	DiChiara	Foster	Rambusch	Moore	Bello	Howell	Peirce	Carlson
4/16	at Mississippi State*	Gonzalez	LaRue	DiChiara	Foster	Rambusch	Moore	Bello	Howell	Peirce	Hill
4/19	Alabama State	Barnett	Dyal	DiChiara	Farquhar	Rambusch	Moore	Ware	Howell	Peirce	Carlson
4/20	Kennesaw State	Copeland	Dyal	DiChiara	Foster	Rambusch	Moore	Carlson	Howell	Peirce	Hill
4/22	South Carolina*	Mullins	LaRue	DiChiara	Foster	Rambusch	Moore	Carlson	Howell	Peirce	Hill
4/23	South Carolina*	Bright	LaRue	DiChiara	Foster	Rambusch	Moore	Ware	Howell	Peirce	Carlson
4/24	South Carolina*	Gonzalez	LaRue	DiChiara	Foster	Rambusch	Moore	Carlson	Howell	Bello	Hill
4/26	at Jacksonville State	Barnett	LaRue	DiChiara	Foster	Rambusch	Moore	Carlson	Howell	Peirce	Hill
4/29	at Tennessee*	Mullins	LaRue	DiChiara	Foster	Rambusch	Moore	Carlson	Howell	Peirce	Hill
4/30	at Tennessee*	Bright	LaRue	DiChiara	Foster	Rambusch	Moore	Carlson	Howell	Peirce	Hill
5/1	at Tennessee*	Gonzalez	LaRue	DiChiara	Foster	Rambusch	Moore	Carlson	Howell	Peirce	Hill
5/6	Arkansas*	Barnett	LaRue	DiChiara	Foster	Rambusch	Moore	Carlson	Howell	Peirce	Hill
5/7	Arkansas*	Bright	LaRue	DiChiara	Foster	Rambusch	Moore	Ware	Howell	Peirce	Carlson
5/8	Arkansas*	Gonzalez	LaRue	DiChiara	Foster	Rambusch	Moore	Carlson	Howell	Peirce	Hill
5/10	at Troy	Armstrong	LaRue	DiChiara	Foster	Rambusch	Moore	Land	Howell	Peirce	Carlson
5/13	Alabama*	Barnett	LaRue	DiChiara	Foster	Rambusch	Moore	Land	Howell	Peirce	Carlson
5/14	Alabama*	Bright	LaRue	DiChiara	Farquhar	Rambusch	Moore	Land	Howell	Peirce	Carlson
5/17	at Samford	Armstrong	LaRue	DiChiara	Farquhar	Rambusch	Moore	Land	Howell	Peirce	Carlson
5/19	at Kentucky*										
5/20	at Kentucky*										
5/21	at Kentucky*										

* - SEC Game

OVERALL STATS



2022 Auburn Baseball
Overall Statistics for Auburn (as of May 17, 2022)
(All games Sorted by Batting avg)



Record: 36-16 Home: 22-9 Away: 10-6 Neutral: 4-1 SEC: 15-11

Player	avg	gp-gs	ab	r	h	2b	3b	hr	rbi	tb	slg%	bb	hp	so	gdp	ob%	sf	sh	sb-att	po	a	e	fld%	
17 DiChiara, Sonny	.395	48-48	157	43	62	15	0	16	46	125	.796	57	7	40	4	.565	2	0	0-0	334	17	4	.989	
1 Rambusch, Blake	.366	52-52	216	45	79	11	1	4	36	104	.481	22	12	28	2	.445	4	2	15-20	30	97	5	.962	
19 Carlson, Brooks	.316	40-33	136	30	43	6	0	5	23	64	.471	18	2	34	5	.404	0	0	0-0	8	0	1	.889	
27 Peirce, Bobby	.296	35-25	108	20	32	3	3	6	21	59	.546	7	3	26	3	.353	1	0	4-5	52	2	1	.982	
5 Howell, Kason	.295	52-52	207	43	61	15	2	2	32	86	.415	22	9	44	1	.382	3	2	11-12	128	1	2	.985	
4 Moore, Brody	.289	51-51	201	38	58	9	0	4	27	79	.393	19	2	31	2	.351	3	1	5-7	59	115	3	.983	
16 Hill, Cam	.277	33-26	101	15	28	7	0	0	16	35	.347	12	1	30	1	.357	1	0	0-1	31	1	0	1.000	
7 Foster, Cole	.259	44-43	139	30	36	5	0	6	32	59	.424	25	7	36	2	.391	3	1	1-2	67	109	6	.967	
28 LaRue, Nate	.239	39-30	113	15	27	7	0	4	27	46	.407	9	2	49	0	.292	6	1	2-2	272	24	1	.997	
6 Dyal, Ryan	.225	29-27	89	23	20	4	0	4	26	36	.404	16	7	29	2	.377	2	1	0-0	135	4	2	.986	
8 Ware, Bryson	.222	43-23	90	21	20	8	1	1	19	33	.367	11	2	36	1	.317	1	0	4-4	45	3	0	1.000	

72 Moss, Brody	.333	5-0	3	0	1	0	0	0	1	1	.333	0	0	1	0	.250	1	0	0-0	0	1	0	1.000	
37 Land, Mason	.281	24-5	32	4	9	1	0	0	3	10	.313	3	1	5	0	.361	0	3	0-0	12	4	0	1.000	
2 Hall, Josh	.269	18-6	26	5	7	1	0	0	2	8	.308	5	0	10	0	.387	0	0	1-1	7	0	0	1.000	
50 Wyandt, Jake	.237	20-13	38	8	9	1	0	1	12	13	.342	4	2	14	0	.333	1	1	1-1	119	11	3	.977	
31 Bello, Mike	.235	32-18	68	13	16	3	0	1	8	22	.324	12	1	16	0	.358	0	1	1-1	30	0	1	.968	
11 Farquhar, Garrett	.218	32-13	55	15	12	2	0	2	10	20	.364	5	4	6	1	.328	0	0	0-0	22	31	1	.981	
Brown, B.	.167	6-3	12	2	2	0	0	0	3	2	.167	2	2	7	0	.375	0	1	0-0	5	0	0	1.000	
51 Burk, Luke	.125	11-0	8	1	1	0	0	0	0	1	.125	0	0	6	0	.125	0	0	0-0	18	0	0	1.000	
13 Schorr, Ben	.000	2-0	1	0	0	0	0	0	0	0	.000	0	0	0	0	.000	0	0	0-0	1	0	0	1.000	
Totals	.291	52	1800	371	523	98	7	56	344	803	.446	249	64	448	24	.390	28	14	45-56	1392	473	38	.980	
Opponents	.252	52	1749	263	440	92	1	56	240	702	.401	212	52	517	35	.346	23	14	23-38	1337	457	47	.974	

LOB - Team (448), Opp (397). DPs turned - Team (43), Opp (28). CI - Team (2), LaRue, N. 1, Dyal, R. 1, Opp (1). IBB - Team (18), DiChiara, S. 14, Dyal, R. 2, Hill, C. 1, Rambusch, B. 1, Opp (4). Picked off - Rambusch, B. 1.

(All games Sorted by Earned run avg)

Player	era	w-l	app	gs	cg	sho	sv	ip	h	r	er	bb	so	2b	3b	hr	b/avg	wp	hp	bk	sfa	sha		
45 Gonzalez, Joseph	2.98	6-2	11	10	1	0/2	0	57.1	62	20	19	8	36	9	1	5	.278	3	3	0	3	2		
18 Barnett, Mason	4.12	2-1	15	10	0	0/0	0	48.0	47	23	22	23	59	12	0	5	.258	4	3	0	2	0		
29 Skipper, Carson	4.25	5-2	20	0	0	0/1	0	42.1	42	25	20	7	43	12	0	7	.258	3	3	0	2	1		
21 Bright, Trace	4.76	2-4	13	13	0	0/1	0	62.1	57	38	33	32	68	12	0	5	.242	7	3	0	1	1		

41 Armstrong, John	1.32	1-0	13	0	0	0/1	0	13.2	8	6	2	7	18	1	0	0	.186	3	0	0	2	1		
28 LaRue, Nate	1.69	0-0	5	0	0	0/0	0	5.1	7	1	1	3	4	0	0	1	.318	1	0	0	0	0		
46 Allsup, Chase	2.25	1-0	18	0	0	0/1	2	24.0	18	10	6	15	30	4	0	3	.212	5	5	0	3	0		
20 Mullins, Hayden	3.63	2-1	11	8	0	0/0	0	34.2	23	16	14	25	43	3	0	4	.197	3	9	0	4	3		
40 Burkhalter, Blake	3.63	4-1	24	0	0	0/1	12	34.2	22	16	14	7	54	2	0	6	.177	2	4	0	1	2		
34 Bosse, Ben	3.86	0-0	7	0	0	0/2	0	4.2	4	3	2	2	6	0	0	0	.235	3	1	1	0	0		
9 Granzow, Cade	4.91	0-0	7	0	0	0/1	0	7.1	9	4	4	4	4	2	0	1	.333	2	1	0	2	0		
47 Sheehan, Tommy	5.06	1-0	13	3	0	0/0	1	26.2	20	17	15	19	22	5	0	1	.211	2	1	0	2	0		
54 Copeland, Konner	5.11	3-0	8	2	0	0/0	0	12.1	16	8	7	6	15	1	0	3	.327	1	1	0	0	1		
32 Swilling, Carson	5.40	3-2	17	0	0	0/1	0	25.0	25	15	15	11	29	7	0	3	.263	4	4	0	0	0		
52 Armstrong, Jordan	5.93	3-1	14	6	0	0/1	1	30.1	36	22	20	15	40	9	0	4	.288	4	8	1	0	0		
43 Isbell, Chase	7.30	1-1	11	0	0	0/0	0	12.1	14	10	10	10	13	8	0	0	.286	2	2	0	1	0		
23 Carlson, Parker	8.59	1-1	5	0	0	0/0	0	7.1	8	7	7	3	10	1	0	3	.267	2	0	0	0	0		
57 Drabick, Tyler	9.82	1-0	8	0	0	0/1	0	7.1	10	10	8	5	13	1	0	3	.323	2	2	0	0	2		
22 Wade, Garrett	10.80	0-0	4	0	0	0/0	0	1.2	0	2	2	3	3	0	0	0	.000	1	0	0	0	0		
14 Fuller, Brooks	11.57	0-0	6	0	0	0/0	0	4.2	8	6	6	6	6	3	0	0	.381	0	1	0	0	1		
16 Hill, Cam	18.00	0-0	3	0	0	0/1	0	2.0	4	4	4	1	1	0	0	2	.400	0	1	0	0	0		
Totals	4.44	36-16	52	52	1	4/4	16	464.0	440	263	229	212	517	92	1	56	.252	54	52	2	23	14		
Opponents	6.54	16-36	52	52	0	1/1	4	445.2	523	371	324	249	448	98	7	56	.291	66	64	7	28	14		

PB - Team (8), Dyal, R. 3, LaRue, N. 3, Wyandt, J. 2, Opp (13). Pickoffs - Team (4), Wyandt, J. 2, Mullins, H. 1, Allsup, C. 1, Opp (1). SBA/ATT - LaRue, N. (4-13), Dyal, R. (11-12), Wyandt, J. (8-12), Bright, T. (4-6), Allsup, C. (2-5), Skipper, C. (4-5), Barnett, M. (4-5), Armstrong (2-4), Swilling, C. (0-2), Granzow, C. (2-2), Armstrong, J (1-2), Mullins, H. (0-2), Gonzalez, J. (2-2), Sheehan, T. (1-1), Copeland, K. (0-1), Carlson, P. (1-1).

SEC STATS



**2022 Auburn Baseball
Conference statistics for Auburn (as of May 14, 2022)
(SEC games only Sorted by Batting avg)**



Record: 15-11 Home: 9-5 Away: 6-6 SEC: 15-11

Player	avg	gp-gs	ab	r	h	2b	3b	hr	rbi	tb	slg%	bb	hp	so	gdp	ob%	sf	sh	sb-att	po	a	e	fld%		
1 Rambusch, Blake	.376	26-26	109	19	41	9	0	2	20	56	.514	12	4	15	1	.452	1	1	9-10	16	56	4	.947		
17 DiChiara, Sonny	.357	26-26	84	19	30	3	0	10	24	63	.750	36	1	28	3	.549	1	0	0-0	194	11	4	.981		
7 Foster, Cole	.309	21-21	68	19	21	3	0	5	14	39	.574	11	2	18	1	.405	3	1	1-1	33	59	4	.958		
19 Carlson, Brooks	.294	24-21	85	11	25	4	0	3	12	38	.447	10	0	18	4	.368	0	0	0-0	8	0	1	.889		
27 Peirce, Bobby	.282	21-18	71	12	20	1	1	5	13	38	.535	5	1	15	3	.338	0	0	2-2	35	2	1	.974		
4 Moore, Brody	.267	26-26	105	16	28	3	0	2	10	37	.352	7	1	16	1	.313	2	0	2-4	38	60	2	.980		
31 Bello, Mike	.245	17-14	49	12	12	2	0	1	5	17	.347	7	1	12	0	.351	0	1	1-1	19	0	1	.950		
5 Howell, Kason	.241	26-26	112	17	27	6	0	1	12	36	.321	7	3	28	1	.303	0	1	7-8	70	1	1	.986		
28 LaRue, Nate	.225	24-23	80	10	18	6	0	4	15	36	.450	7	2	35	0	.300	1	1	1-1	198	20	1	.995		
16 Hill, Cam	.196	15-12	51	4	10	3	0	0	4	13	.255	3	0	16	1	.241	0	0	0-0	0	0	0	.000		

2 Hall, Josh	.333	5-1	6	2	2	0	0	0	2	2	.333	2	0	2	0	.500	0	0	0-0	4	0	0	1.000		
37 Land, Mason	.286	11-2	14	1	4	0	0	0	2	4	.286	0	1	2	0	.333	0	3	0-0	7	0	0	1.000		
6 Dyal, Ryan	.174	8-6	23	3	4	0	0	1	4	7	.304	5	0	9	1	.321	0	1	0-0	27	1	0	1.000		
11 Farquhar, Garrett	.158	12-5	19	4	3	0	0	0	2	3	.158	1	2	3	0	.273	0	0	0-0	11	11	0	1.000		
8 Ware, Bryson	.074	19-6	27	3	2	2	0	0	2	4	.148	2	0	17	1	.138	0	0	0-0	15	2	0	1.000		
50 Wyandt, Jake	.000	4-1	1	0	0	0	0	0	0	0	.000	0	0	1	0	.000	0	1	0-0	10	4	2	.875		
51 Burk, Luke	.000	1-0	0	0	0	0	0	0	0	0	.000	0	0	0	0	.000	0	0	0-0	1	0	0	1.000		
Totals	.273	26	904	152	247	42	1	34	141	393	.435	115	18	235	17	.364	8	10	23-27	696	250	27	.972		
Opponents	.288	26	910	174	262	56	0	42	160	444	.488	104	26	236	24	.371	17	7	5-18	684	236	24	.975		

LOB - Team (219), Opp (195). DPs turned - Team (25), Opp (17). CI - Team (1), LaRue, N. 1. IBB - Team (12), DiChiara, S. 10, Dyal, R. 1, Rambusch, B. 1, Opp (4).

(SEC games only Sorted by Earned run avg)

Player	era	w-l	app	gs	cg	sho	sv	ip	h	r	er	bb	so	2b	3b	hr	b/avg	wp	hp	bk	sfa	sha	
20 Mullins, Hayden	3.29	1-0	7	7	0	0/0	0	27.1	18	12	10	20	35	2	0	3	.196	3	7	0	4	2	
45 Gonzalez, Joseph	3.60	4-2	6	6	1	0/1	0	40.0	47	17	16	3	21	8	0	5	.287	2	1	0	2	0	
29 Skipper, Carson	6.66	3-2	14	0	0	0/1	0	24.1	28	22	18	4	23	7	0	6	.289	2	3	0	1	1	
21 Bright, Trace	6.86	0-4	9	9	0	0/0	0	39.1	45	34	30	24	45	10	0	5	.281	4	3	0	1	1	

28 LaRue, Nate	0.00	0-0	1	0	0	0/0	0	1.2	1	0	0	1	0	0	0	0	.167	1	0	0	0	0	
14 Fuller, Brooks	0.00	0-0	1	0	0	0/0	0	1.0	2	0	0	1	2	0	0	0	.500	0	0	0	0	1	
41 Armstrong, John	3.38	1-0	3	0	0	0/0	0	5.1	3	3	2	3	7	0	0	0	.188	1	0	0	1	0	
46 Allsup, Chase	4.00	1-0	8	0	0	0/0	1	9.0	7	7	4	7	5	1	0	1	.233	2	3	0	2	0	
40 Burkhalter, Blake	6.19	0-1	13	0	0	0/1	9	16.0	15	12	11	6	27	1	0	5	.250	1	1	0	1	2	
18 Barnett, Mason	6.23	0-1	5	3	0	0/0	0	17.1	21	12	12	10	21	6	0	4	.304	3	0	0	1	0	
32 Swilling, Carson	6.60	3-0	9	0	0	0/0	0	15.0	18	11	11	2	13	5	0	3	.305	2	4	0	0	0	
47 Sheehan, Tommy	7.71	0-0	8	1	0	0/0	0	14.0	14	14	12	12	11	4	0	0	.269	0	1	0	2	0	
52 Armstrong, Jordan	7.71	1-0	4	0	0	0/0	0	4.2	11	4	4	0	7	3	0	2	.478	1	0	1	0	0	
43 Isbell, Chase	10.80	0-1	6	0	0	0/0	0	8.1	13	10	10	4	10	7	0	0	.361	2	2	0	1	0	
54 Copeland, Konner	11.25	1-0	4	0	0	0/0	0	4.0	5	5	5	2	4	0	0	3	.333	0	1	0	0	0	
9 Granzow, Cade	13.50	0-0	2	0	0	0/0	0	2.0	4	3	3	3	0	2	0	1	.444	0	0	0	1	0	
57 Drabick, Tyler	18.00	0-0	2	0	0	0/0	0	2.0	6	4	4	1	5	0	0	2	.500	0	0	0	0	0	
16 Hill, Cam	54.00	0-0	1	0	0	0/0	0	0.2	4	4	4	1	0	0	0	2	.667	0	0	0	0	0	
Totals	5.97	15-11	26	26	1	1/1	10	232.0	262	174	154	104	236	56	0	42	.288	24	26	1	17	7	
Opponents	5.41	11-15	26	26	0	0/0	2	228.0	247	152	137	115	235	42	1	34	.273	22	18	2	8	10	

PB - Team (5), Wyandt, J. 2, LaRue, N. 2, Dyal, R. 1, Opp (5). SBA/ATT - LaRue, N. (1-9), Dyal, R. (3-4), Wyandt, J. (1-4), Bright, T. (3-4), Allsup, C. (0-3), Armstrong (0-2), Swilling, C. (0-2), Mullins, H. (0-2), Skipper, C. (1-2), Barnett, M. (0-1), Copeland, K. (0-1), Granzow, C. (1-1).

GAME SUMMARY



**2022 Auburn Baseball
Games Summary for Auburn (as of May 17, 2022)
(All games)**



Score by innings	1	2	3	4	5	6	7	8	9	EX	Total
Auburn	39	46	56	41	54	39	42	39	12	3	371
Opponents	36	23	15	22	31	40	49	28	16	3	263

Record when ...

Overall	36-16	After 6 leading	25-4
Conference	15-11 trailing	4-8
Non-Conference	21-5 tied	7-4
Home games	22-9	After 7 leading	28-2
Away games	10-6 trailing	4-11
Neutral site	4-1 tied	3-2
Day games	14-9	After 8 leading	31-2
Night games	22-7 trailing	3-12
vs Left starter	7-3 tied	1-1
vs Right starter	29-13		
1-Run games	9-4	Hit 0 home runs	14-6
2-Run games	7-2	... 1 home run	9-3
5+Run games	13-5	... 2+ home runs	13-7
Extra innings	3-3		
Shutouts	4-1	Opponent 0 home runs	18-2
	 1 home run	13-6
Scoring 0-2 runs	2-4 2+ HRs	5-8
..... 3-5 runs	7-8		
..... 6-9 runs	14-4	Made 0 errors	18-3
..... 10+ runs	13-0 1 error	16-11
	 2+ errors	2-2
Opponent 0-2 runs	16-0		
..... 3-5 runs	14-6	Opp. made 0 errors	15-6
..... 6-9 runs	5-4 1 error	12-8
..... 10+ runs	1-6 2+ errors	9-2
Scored in 1st inning	10-5	Out-hit opponent	23-4
Opp. scored in 1st	14-7	Out-hit by opponent	7-11
Scores first	18-5	Hits are tied	6-1
Opp. scores first	18-11		

Record when team scores:

Runs	0	1	2	3	4	5	6	7	8	9	10+
W-L	0-1	0-0	2-3	2-2	3-5	2-1	7-2	1-0	5-2	1-0	13-0

Record when opponent scores:

Runs	0	1	2	3	4	5	6	7	8	9	10+
W-L	4-0	8-0	4-0	4-1	6-1	4-4	2-0	2-2	0-0	1-2	1-6

Record when leading after:

Inn.	1	2	3	4	5	6	7	8
W-L	8-4	17-3	22-4	24-2	29-2	25-4	28-2	31-2

Record when trailing after:

Inn.	1	2	3	4	5	6	7	8
W-L	11-6	10-7	6-9	6-10	3-11	4-8	4-11	3-12

Record when tied after:

Inn.	1	2	3	4	5	6	7	8
W-L	17-6	9-6	8-3	6-4	4-3	7-4	3-2	1-1

Current winning streak: 4

Longest winning streak: 7

Longest losing streak: 2

Home attendance : 111563 (31 dates avg = 3598)

Away attendance : 116307 (21 dates avg = 5538)

Total attendance: 227870 (52 dates avg = 4382)

CAREER vs KENTUCKY



Individual Career History vs Kentucky



Barnett, Mason

Year	avg	gp-gs	ab	r	h	2b	3b	hr	rbi	tb	slg%	bb	hbp	so	qdp	ob%	sf	sh	sb-att	po	a	e	fld%
2021	.000	0-0	0	0	0	0	0	0	0	0	.000	0	0	0	0	.000	0	0	0-0	0	0	1	.000
TOTAL	.000	0-0	0	0	0	0	0	0	0	0	.000	0	0	0	0	.000	0	0	0-0	0	0	1	.000

Year	era	w-l	app	qs	cq	sho	sv	ip	h	r	er	bb	so	2b	3b	hr	bf	bavg	wp	hbp	bk	sfa	sha
2021	8.44	0-0	1	1	0	0/0	0	5.1	6	5	5	0	8	1	0	2	24	.273	0	2	0	0	0
TOTAL	8.44	0-0	1	1	0	0/0	0	5.1	6	5	5	0	8	1	0	2	24	.273	0	2	0	0	0

Bright, Trace

Year	avg	gp-gs	ab	r	h	2b	3b	hr	rbi	tb	slg%	bb	hbp	so	qdp	ob%	sf	sh	sb-att	po	a	e	fld%
2021	.000	0-0	0	0	0	0	0	0	0	0	.000	0	0	0	0	.000	0	0	0-0	0	0	1	.000
TOTAL	.000	0-0	0	0	0	0	0	0	0	0	.000	0	0	0	0	.000	0	0	0-0	0	0	1	.000

Year	era	w-l	app	qs	cq	sho	sv	ip	h	r	er	bb	so	2b	3b	hr	bf	bavg	wp	hbp	bk	sfa	sha
2021	12.00	0-0	1	0	0	0/0	0	3.0	5	4	4	2	2	1	0	2	17	.357	0	1	0	0	0
TOTAL	12.00	0-0	1	0	0	0/0	0	3.0	5	4	4	2	2	1	0	2	17	.357	0	1	0	0	0

Burkhalter, Blake

Year	avg	gp-gs	ab	r	h	2b	3b	hr	rbi	tb	slg%	bb	hbp	so	qdp	ob%	sf	sh	sb-att	po	a	e	fld%
2021	.000	0-0	0	0	0	0	0	0	0	0	.000	0	0	0	0	.000	0	0	0-0	0	1	0	1.000
TOTAL	.000	0-0	0	0	0	0	0	0	0	0	.000	0	0	0	0	.000	0	0	0-0	0	1	0	1.000

Year	era	w-l	app	qs	cq	sho	sv	ip	h	r	er	bb	so	2b	3b	hr	bf	bavg	wp	hbp	bk	sfa	sha
2021	5.40	0-0	1	0	0	0/0	0	1.2	1	1	1	1	3	0	0	1	6	.200	0	0	0	0	0
TOTAL	5.40	0-0	1	0	0	0/0	0	1.2	1	1	1	1	3	0	0	1	6	.200	0	0	0	0	0

Dyal, Ryan

Year	avg	gp-gs	ab	r	h	2b	3b	hr	rbi	tb	slg%	bb	hbp	so	qdp	ob%	sf	sh	sb-att	po	a	e	fld%
2021	.500	2-1	2	1	1	0	0	0	0	1	.500	0	0	1	0	.500	0	0	0-0	5	1	0	1.000
TOTAL	.500	2-1	2	1	1	0	0	0	0	1	.500	0	0	1	0	.500	0	0	0-0	5	1	0	1.000

Fuller, Brooks

Year	avg	gp-gs	ab	r	h	2b	3b	hr	rbi	tb	slg%	bb	hbp	so	qdp	ob%	sf	sh	sb-att	po	a	e	fld%
2021	.000	0-0	0	0	0	0	0	0	0	0	.000	0	0	0	0	.000	0	0	0-0	1	0	0	1.000
TOTAL	.000	0-0	0	0	0	0	0	0	0	0	.000	0	0	0	0	.000	0	0	0-0	1	0	0	1.000

Year	era	w-l	app	qs	cq	sho	sv	ip	h	r	er	bb	so	2b	3b	hr	bf	bavg	wp	hbp	bk	sfa	sha
2021	0.00	0-0	1	0	0	0/0	0	2.1	1	0	0	1	2	0	0	0	9	.125	0	0	0	0	0
TOTAL	0.00	0-0	1	0	0	0/0	0	2.1	1	0	0	1	2	0	0	0	9	.125	0	0	0	0	0

Gonzalez, Joseph

Year	avg	gp-gs	ab	r	h	2b	3b	hr	rbi	tb	slg%	bb	hbp	so	qdp	ob%	sf	sh	sb-att	po	a	e	fld%
2021	11.25	0-1	1	1	0	0/0	0	4.0	8	5	5	2	4	2	0	0	22	.400	1	0	0	0	0
TOTAL	11.25	0-1	1	1	0	0/0	0	4.0	8	5	5	2	4	2	0	0	22	.400	1	0	0	0	0

CAREER vs KENTUCKY



Individual Career History vs Kentucky

Hill, Cam

Year	avg	gp-gs	ab	r	h	2b	3b	hr	rbi	tb	slg%	bb	hbp	so	gdp	ob%	sf	sh	sb-att	po	a	e	fld%
2021	.200	3-1	5	2	1	0	0	1	1	4	.800	1	0	1	2	.333	0	0	0-0	0	1	0	1.000
TOTAL	.200	3-1	5	2	1	0	0	1	1	4	.800	1	0	1	2	.333	0	0	0-0	0	1	0	1.000

Year	era	w-l	app	gs	cq	sho	sv	ip	h	r	er	bb	so	2b	3b	hr	bf	bavg	wp	hbp	bk	sfa	sha
2021	0.00	0-0	1	0	0	0/0	0	1.0	0	0	0	0	1	0	0	0	3	.000	0	0	0	0	0
TOTAL	0.00	0-0	1	0	0	0/0	0	1.0	0	0	0	0	1	0	0	0	3	.000	0	0	0	0	0

Howell, Kason

Year	avg	gp-gs	ab	r	h	2b	3b	hr	rbi	tb	slg%	bb	hbp	so	gdp	ob%	sf	sh	sb-att	po	a	e	fld%
2021	.400	3-3	10	2	4	2	0	1	4	9	.900	4	0	2	0	.571	0	0	0-0	13	0	0	1.000
TOTAL	.400	3-3	10	2	4	2	0	1	4	9	.900	4	0	2	0	.571	0	0	0-0	13	0	0	1.000

LaRue, Nate

Year	avg	gp-gs	ab	r	h	2b	3b	hr	rbi	tb	slg%	bb	hbp	so	gdp	ob%	sf	sh	sb-att	po	a	e	fld%
2021	.000	1-1	2	0	0	0	0	0	0	0	.000	1	0	0	0	.333	0	0	0-0	12	0	0	1.000
TOTAL	.000	1-1	2	0	0	0	0	0	0	0	.000	1	0	0	0	.333	0	0	0-0	12	0	0	1.000

Moore, Brody

Year	avg	gp-gs	ab	r	h	2b	3b	hr	rbi	tb	slg%	bb	hbp	so	gdp	ob%	sf	sh	sb-att	po	a	e	fld%
2021	.167	3-3	12	1	2	0	0	0	2	2	.167	2	0	0	0	.286	0	0	0-0	2	9	0	1.000
TOTAL	.167	3-3	12	1	2	0	0	0	2	2	.167	2	0	0	0	.286	0	0	0-0	2	9	0	1.000

Peirce, Bobby

Year	avg	gp-gs	ab	r	h	2b	3b	hr	rbi	tb	slg%	bb	hbp	so	gdp	ob%	sf	sh	sb-att	po	a	e	fld%
2021	.000	1-1	2	0	0	0	0	0	0	0	.000	0	0	0	0	.000	0	0	0-0	0	0	0	.000
TOTAL	.000	1-1	2	0	0	0	0	0	0	0	.000	0	0	0	0	.000	0	0	0-0	0	0	0	.000

Swilling, Carson

Year	avg	gp-gs	ab	r	h	2b	3b	hr	rbi	tb	slg%	bb	hbp	so	gdp	ob%	sf	sh	sb-att	po	a	e	fld%
2021	9.00	0-0	1	0	0	0/0	0	1.0	2	1	1	1	0	0	0	0	5	.500	0	0	0	0	0
TOTAL	9.00	0-0	1	0	0	0/0	0	1.0	2	1	1	1	0	0	0	0	5	.500	0	0	0	0	0

Ware, Bryson

Year	avg	gp-gs	ab	r	h	2b	3b	hr	rbi	tb	slg%	bb	hbp	so	gdp	ob%	sf	sh	sb-att	po	a	e	fld%
2021	.000	2-1	5	0	0	0	0	0	0	0	.000	0	0	2	0	.000	0	0	0-0	4	0	0	1.000
TOTAL	.000	2-1	5	0	0	0	0	0	0	0	.000	0	0	2	0	.000	0	0	0-0	4	0	0	1.000

TV/RADIO ROSTER



1 BLAKE RAMBUSCH



2 JOSH HALL



4 BRODY MOORE




5 KASON HOWELL



6 RYAN DYAL



7 COLE FOSTER



8 BRYSON WARE



9 CADE GRANZOW



11 GARRETT FARQUHAR



13 BEN SCHORR



14 BROOKS FULLER



16 CAM HILL



17 SONNY DICHIARA



18 MASON BARNETT



19 BROOKS CARLSON



20 HAYDEN MULLINS



21 TRACE BRIGHT




22 GARRETT WADE




23 PARKER CARLSON



27 BOBBY PEIRCE



28 NATE LARUE



29 CARSON SKIPPER



31 MIKE BELLO



32 CARSON SWILLING




34 BEN BOSSE



37 MASON LAND



40 BLAKE BURKHALTER




41 JOHN ARMSTRONG



43 CHASE ISBELL



44 GRANT NEWTON



45 JOSEPH GONZALEZ



46 CHASE ALLSUP



47 TOMMY SHEEHAN



50 JAKE WYANDT



51 LUKE BURK



52 JORDAN ARMSTRONG



54 KONNER COPELAND



57 TYLER DRABICK



72 BRODY MOSS



30 BUTCH THOMPSON



35 KARL NONEMAKER



39 GABE GROSS



15 TIM HUDSON