



2021-22 AUBURN MEN'S BASKETBALL

SCHEDULE/RESULTS

Overall: 23-2 • Home: 13-0 • Away: 7-1 • Neutral: 3-1
SEC: 11-1 • Home: 6-0 • Away: 5-1

DATE	OPPONENT	TIME (CT)/RESULT
Nov. 5	SOUTHERN INDIANA (EXH.)	W, 68-54
Nov. 9	MOREHEAD STATE (SEC Network+)	W, 77-54
Nov. 12	ULM (SEC Network+)	W, 93-65
Nov. 19	at USF (ESPN+)	W, 58-52
Nov. 24	! vs. #22/21 UConn (ESPN)	L, 109-115 (2OT)
Nov. 25	! vs. Loyola Chicago (ESPN2)	W, 62-53
Nov. 26	! vs. Syracuse (ESPN2)	W, 89-68
Dec. 1	UCF (SEC Network+)	W, 85-68
Dec. 4	YALE (ESPN)	W, 86-64
Dec. 11	% Nebraska (ESPN2)	W, 99-68
Dec. 14	NORTH ALABAMA (SEC Network)	W, 70-44
Dec. 18	at Saint Louis (CBS Sports Network)	W, 74-70
Dec. 22	MURRAY STATE (SEC Network)	W, 71-58
Dec. 29	* #16/16 LSU (ESPN2)	W, 70-55
Jan. 4	* at South Carolina (SEC Network)	W, 81-66
Jan. 8	* FLORIDA (ESPN2)	W, 85-73
Jan. 11	* at #24/25 Alabama (ESPN)	W, 81-77
Jan. 15	* at Ole Miss (SEC Network)	W, 80-71
Jan. 19	* GEORGIA (ESPN)	W, 83-60
Jan. 22	* #12/12 KENTUCKY (CBS)	W, 80-71
Jan. 25	* at Missouri (SEC Network)	W, 55-54
Jan. 29	\$ OKLAHOMA (ESPN)	W, 86-68
Feb. 1	* ALABAMA (ESPN)	W, 100-81
Feb. 5	* at Georgia (SEC Network)	W, 74-72
Feb. 8	* at Arkansas (ESPN2)	L, 76-80 (OT)
Feb. 12	* TEXAS A&M (ESPN)	W, 75-58
Feb. 16	* VANDERBILT (SEC Network)	8 p.m.
Feb. 19	* at Florida (ESPN)	1 p.m.
Feb. 23	* OLE MISS (SEC Network)	7:30 p.m.
Feb. 26	* at Tennessee (ESPN/2)	3 p.m.
Mar. 2	* at Mississippi State (SEC Network)	8 p.m.
Mar. 5	* SOUTH CAROLINA (SEC Network)	12 p.m.
Mar. 9-13	* at SEC Tournament	TBA

! - Battle 4 Atlantis (Paradise Island, Bahamas)
% - Holiday Hoopsgiving (Atlanta, Ga.)
\$ - Big 12/SEC Challenge
* - Southeastern Conference Game

GAME 26 NOTES



#2/2 Auburn Tigers (23-2, 11-1 SEC)

Head Coach: Bruce Pearl, 27th Season (609-239), 8th Season at Auburn (147-94)



Vanderbilt Commodores (13-11, 5-7 SEC)

Head Coach: Jerry Stackhouse, 3rd Season (33-48), 3rd at Vanderbilt (33-48)

Date/Time _____ Feb. 16, 2022, 8 p.m. (CT)
 Site/Venue _____ Auburn, Ala. / Auburn Arena (9,121)
 TV _____ SEC Network
 Play by Play _____ Mike Morgan
 Analyst _____ Jon Sundvold
 Auburn Radio _____ Auburn Sports Network/93.9 FM/TuneIn
 PXP _____ Andy Burcham
 Analyst _____ Sonny Smith

Series History

Overall	Vanderbilt, 88-55
at Auburn, Ala.	VU, 36-31
at Nashville, Tenn.	VU, 51-19
Neutral Site	AU, 5-1
Last Meeting	W, 73-67
Streak	Feb. 9, 2021 at Nashville Auburn, W4

» Auburn is a perfect 13-0 on its home court this season and have won 15 in a row at Auburn Arena dating back to last season. The 15-game home win streak is tied for fifth longest in the country and second longest in the SEC.

» Auburn's 11-1 SEC start is the second-best in school history behind the 12-0 start (12-2 finish) by the 1958-59 team.

» The 15-game win streak inside Auburn Arena is the fifth-longest home court winning streak in program history and the longest since winning 19 straight from Feb. 2019 to March 2020.

» Auburn's 117 wins over the last five seasons (2017-18 to current), is tops in the SEC.

» Walker Kessler earned his third SEC POW honors on Feb. 14 after averaging 14.0 pts, 15.0 rebs, 9.5 blks last week including second triple-double of season (12 pts, 11 reb, career-high 12 blks vs. TAMU). He is one of five players ever in SEC with multiple triple-doubles. Only Shaq (6) has more.

» Junior Allen Flanigan is averaging 10.0 points, 3.5 rebounds and 1.5 assists over the last four games.

» Zep Jasper returned to the starting lineup vs. Texas A&M after two game absence with non-COVID illness. He has ommitted just 17 turnovers in 531 minutes, which is one turnover every 31.2 minutes.

» Jabari Smith is averaging 22.0 points, 9.3 rebounds and 2.0 steals in four games after single-digit scoring outing the game before.

» Front-court bench players Devan Cambridge and Dlyan Cardwell have provided valuable minutes recently. Cambridge is averaging 6.0 pts and 6.0 rebs over last six games, while Cardwell has 6.2 pts, 3.2 rebs on 14-of-17 (.832) shooting over last five contests.

PROBABLE AUBURN STARTERS (BASED ON LAST GAME)

Pos.	No.	Name	Ht.	Wt.	Cl.	Hometown (Last School)	PPG	RPG	APG	Blk	Stl	FG%	FT%
G	0	K.D. Johnson	6-0	204	So.	Atlanta, Ga. (Georgia)	13.0	2.7	1.4	0.0	2.1	.399	.686
G	12	Zep Jasper	6-0	185	Sr.	Augusta, Ga. (College of Charleston)	4.9	1.3	2.3	0.0	0.7	.333	.793
G	22	Allen Flanigan	6-6	220	Jr.	Little Rock, Ark. (Parkview Magnet HS)	7.7	3.6	1.6	0.2	0.5	.422	.676
F	10	Jabari Smith	6-10	220	Fr.	Fayetteville, Ga. (Sandy Creek HS)	15.2	6.8	1.7	1.0	1.3	.428	.800
F/C	13	Walker Kessler	7-1	255	So.	Newnan, Ga. (North Carolina)	11.6	8.5	0.7	4.6	1.0	.631	.632
G	1	Wendell Green Jr.	5-11	175	So.	Detroit, Mich. (Eastern Kentucky)	12.7	3.8	4.9	0.0	1.4	.384	.849
F	2	Jaylin Williams	6-8	230	Jr.	Nahunta, Ga. (Brantley County HS)	6.1	3.0	1.0	0.6	0.3	.464	.778
G	35	Devan Cambridge	6-6	210	Jr.	Nashville, Tenn. (Hillcrest Prep [Ariz.])	6.1	3.8	0.8	0.3	0.6	.417	.690
C	44	Dylan Cardwell	6-11	256	So.	Augusta, Ga. (McEachern HS)	3.2	3.1	0.5	1.4	0.6	.704	.444
G	24	Lior Berman	6-4	215	Jr.	Birmingham, Ala. (Mountain Brook HS)	2.5	0.9	0.3	0.1	0.3	.410	.000
F	5	Chris Moore	6-6	230	So.	West Memphis, Ark. (West Memphis HS)	2.0	1.6	0.3	0.2	0.4	.441	.667

PROBABLE VANDERBILT STARTERS (BASED ON LAST GAME)

Pos.	No.	Name	Ht.	Wt.	Cl.	Hometown (Last School)	PPG	RPG	APG	Blk	Stl	FG%	FT%
F	10	Myles Stute	6-7	210	So.	Washington, D.C. (Gonzaga College HS)	8.8	3.5	0.4	0.4	0.7	.456	.781
F	42	Quentin Millora-Brown	6-10	235	Sr.	Lorton, Va. (Rice)	5.7	5.8	1.3	1.2	0.5	.634	.471
G	2	Scotty Pippen Jr.	6-3	185	Jr.	Los Angeles, Calif. (Sierra Canyon HS)	18.9	3.5	3.8	0.2	1.8	.425	.718
G	3	Rodney Chatman	6-1	215	Gr.	Lithonia, Ga. (Dayton)	7.8	2.5	1.4	0.1	0.9	.400	.778
G/F	4	Jordan Wright	6-6	215	Jr.	Baton Rouge, La. (Dunahm HS)	12.0	6.3	1.9	0.1	1.3	.396	.352
G	12	Trey Thomas	5-11	160	So.	Durham, Ontario (Crestwood Prep)	5.9	1.1	0.9	0.0	0.4	.343	.800
F	15	Terren Frank	6-8	240	So.	Los Angeles, Calif. (TCU)	2.0	1.8	0.2	0.2	0.3	.333	.615
G	5	Shane Dezonie	6-5	215	Fr.	Tobyhanna, Pa. (Brewster Academy)	2.9	1.9	0.8	0.0	0.4	.458	.786
G	23	Jamaine Mann	6-6	230	So.	Hampton, Ga. (Gardner-Webb)	5.3	4.0	0.3	0.6	0.8	.507	.552
G	0	Tyrin Lawrence	6-4	195	So.	Monticello, Ga. (Christian Sunrise Academy [Kan.])	3.8	2.3	0.8	0.1	0.6	.397	.667

TV/RADIO CHART

(probable starters in orange)

	0	K.D. JOHNSON	<table border="1"> <thead> <tr> <th>GP-GS</th> <th>PPG</th> <th>RPG</th> <th>APG</th> <th>FG%</th> <th>FT%</th> </tr> </thead> <tbody> <tr> <td>2021-22</td> <td>25-22</td> <td>13.0</td> <td>2.7</td> <td>1.3</td> <td>.399</td> <td>.686</td> </tr> <tr> <td>Career</td> <td>41-22</td> <td>13.2</td> <td>2.7</td> <td>1.3</td> <td>.408</td> <td>.656</td> </tr> </tbody> </table>	GP-GS	PPG	RPG	APG	FG%	FT%	2021-22	25-22	13.0	2.7	1.3	.399	.686	Career	41-22	13.2	2.7	1.3	.408	.656	<p>SO » G » 6-0 » 204 » Atlanta, Ga. » Georgia</p> <ul style="list-style-type: none"> • In SEC play, AU's fourth leading scorer (12.8) and first in steals (27) • 4th in SEC in steals (2.1 spg) and tied for 14th in scoring (12.9 ppg) • Scored go-ahead bucket and AU's last 5 points in 55-54 win at Mizzou 	<p>Career-Highs</p> <p>Pts _____ 27 Reb _____ 8 Ast _____ 4 Stl _____ 5 (2x) Min _____ 37</p>
GP-GS	PPG	RPG	APG	FG%	FT%																				
2021-22	25-22	13.0	2.7	1.3	.399	.686																			
Career	41-22	13.2	2.7	1.3	.408	.656																			
	1	WENDELL GREEN JR.	<table border="1"> <thead> <tr> <th>GP-GS</th> <th>PPG</th> <th>RPG</th> <th>APG</th> <th>FG%</th> <th>FT%</th> </tr> </thead> <tbody> <tr> <td>2021-22</td> <td>25-5</td> <td>12.7</td> <td>3.8</td> <td>4.9</td> <td>.384</td> <td>.849</td> </tr> <tr> <td>Career</td> <td>54-30</td> <td>14.4</td> <td>3.6</td> <td>5.0</td> <td>.391</td> <td>.799</td> </tr> </tbody> </table>	GP-GS	PPG	RPG	APG	FG%	FT%	2021-22	25-5	12.7	3.8	4.9	.384	.849	Career	54-30	14.4	3.6	5.0	.391	.799	<p>SO » G » 5-11 » 175 » Detroit, Mich. » Eastern Kentucky</p> <ul style="list-style-type: none"> • Feb. 7th SEC Player of the Week after averaging 21.0 ppg, 6.5 rpg, 4.5 apg • Leads Auburn in SEC play with 14.6 ppg and 5.3 apg • Game-winning layup with 3 seconds left last Saturday at UGA (2/5) 	<p>Career-Highs</p> <p>Pts _____ 30 Reb _____ 10 Ast _____ 15 Stl _____ 6 Min _____ 39</p>
GP-GS	PPG	RPG	APG	FG%	FT%																				
2021-22	25-5	12.7	3.8	4.9	.384	.849																			
Career	54-30	14.4	3.6	5.0	.391	.799																			
	2	JAYLIN WILLIAMS	<table border="1"> <thead> <tr> <th>GP-GS</th> <th>PPG</th> <th>RPG</th> <th>BPG</th> <th>FG%</th> <th>FT%</th> </tr> </thead> <tbody> <tr> <td>2021-22</td> <td>24-0</td> <td>6.1</td> <td>3.0</td> <td>0.6</td> <td>.464</td> <td>.778</td> </tr> <tr> <td>Career</td> <td>65-27</td> <td>7.3</td> <td>3.4</td> <td>0.9</td> <td>.501</td> <td>.696</td> </tr> </tbody> </table>	GP-GS	PPG	RPG	BPG	FG%	FT%	2021-22	24-0	6.1	3.0	0.6	.464	.778	Career	65-27	7.3	3.4	0.9	.501	.696	<p>JR » F » 6-8 » 230 » Nahunta, Ga. » Brantley County HS</p> <ul style="list-style-type: none"> • Started all 27 games last year and was one of team's go-to options offensively • Season-high 14 points vs. Florida off bench • Team's sixth-leading scorer (6.1 ppg) • Tied career high with 11 boards in 16 minutes vs. Texas A&M 	<p>Career-Highs</p> <p>Pts _____ 24 Reb _____ 11 Ast _____ 8 Blk _____ 5 Min _____ 37</p>
GP-GS	PPG	RPG	BPG	FG%	FT%																				
2021-22	24-0	6.1	3.0	0.6	.464	.778																			
Career	65-27	7.3	3.4	0.9	.501	.696																			
	5	CHRIS MOORE	<table border="1"> <thead> <tr> <th>GP-GS</th> <th>PPG</th> <th>RPG</th> <th>APG</th> <th>FG%</th> <th>FT%</th> </tr> </thead> <tbody> <tr> <td>2021-22</td> <td>20-0</td> <td>2.0</td> <td>1.6</td> <td>0.3</td> <td>.441</td> <td>.667</td> </tr> <tr> <td>Career</td> <td>45-0</td> <td>2.5</td> <td>1.8</td> <td>0.4</td> <td>.512</td> <td>.618</td> </tr> </tbody> </table>	GP-GS	PPG	RPG	APG	FG%	FT%	2021-22	20-0	2.0	1.6	0.3	.441	.667	Career	45-0	2.5	1.8	0.4	.512	.618	<p>SO » F » 6-6 » 230 » West Memphis, Ark. » West Memphis HS</p> <ul style="list-style-type: none"> • Recorded a career-high 16 points off the bench against ULM on Nov. 12 • Turned in five points, six rebounds and career-best two blocks vs. Yale • Great finisher around the rim 	<p>Career-Highs</p> <p>Pts _____ 16 Reb _____ 6 Ast _____ 2 (3x) Blk _____ 2 Min _____ 21</p>
GP-GS	PPG	RPG	APG	FG%	FT%																				
2021-22	20-0	2.0	1.6	0.3	.441	.667																			
Career	45-0	2.5	1.8	0.4	.512	.618																			
	10	JABARI SMITH	<table border="1"> <thead> <tr> <th>GP-GS</th> <th>PPG</th> <th>RPG</th> <th>APG</th> <th>FG%</th> <th>FT%</th> </tr> </thead> <tbody> <tr> <td>2021-22</td> <td>25-25</td> <td>15.2</td> <td>6.8</td> <td>1.7</td> <td>.428</td> <td>.800</td> </tr> <tr> <td>Career</td> <td>25-25</td> <td>15.2</td> <td>6.8</td> <td>1.7</td> <td>.428</td> <td>.800</td> </tr> </tbody> </table>	GP-GS	PPG	RPG	APG	FG%	FT%	2021-22	25-25	15.2	6.8	1.7	.428	.800	Career	25-25	15.2	6.8	1.7	.428	.800	<p>FR » F » 6-10 » 220 » Fayetteville, Ga. » Sandy Creek HS</p> <ul style="list-style-type: none"> • John R. Wooden Award Midseason Top 25 List • Projected NBA Lottery Pick • Hit a 3 in 20 consecutive games • 3-time SEC Freshman of the Week • 15.2 ppg, 8.0 rpg and 1.4 spg over last 5 games 	<p>Career-Highs</p> <p>Pts _____ 25 Reb _____ 12 Ast _____ 4 (4x) Blk _____ 4 Min _____ 39</p>
GP-GS	PPG	RPG	APG	FG%	FT%																				
2021-22	25-25	15.2	6.8	1.7	.428	.800																			
Career	25-25	15.2	6.8	1.7	.428	.800																			
	12	ZEP JASPER	<table border="1"> <thead> <tr> <th>GP-GS</th> <th>PPG</th> <th>RPG</th> <th>APG</th> <th>FG%</th> <th>FT%</th> </tr> </thead> <tbody> <tr> <td>2021-22</td> <td>23-23</td> <td>4.9</td> <td>1.3</td> <td>2.4</td> <td>.333</td> <td>.793</td> </tr> <tr> <td>Career</td> <td>106-86</td> <td>7.8</td> <td>2.1</td> <td>1.9</td> <td>.403</td> <td>.839</td> </tr> </tbody> </table>	GP-GS	PPG	RPG	APG	FG%	FT%	2021-22	23-23	4.9	1.3	2.4	.333	.793	Career	106-86	7.8	2.1	1.9	.403	.839	<p>SR » G » 6-0 » 185 » Augusta, Ga. » Col. of Charleston</p> <ul style="list-style-type: none"> • 2020-21 All-CAA Second Team and CAA All-Defensive Team selection • Nickname "Honey Badger" for his on-ball defense • Team-best 822 career points • 3.2 ast/TO ratio • Just 17 turnovers in 531 minutes (1 TO/31 min) 	<p>Career-Highs</p> <p>Pts _____ 38 Reb _____ 7 (2x) Ast _____ 6 (3x) Stl _____ 5 Min _____ 42</p>
GP-GS	PPG	RPG	APG	FG%	FT%																				
2021-22	23-23	4.9	1.3	2.4	.333	.793																			
Career	106-86	7.8	2.1	1.9	.403	.839																			
	13	WALKER KESSLER	<table border="1"> <thead> <tr> <th>GP-GS</th> <th>PPG</th> <th>RPG</th> <th>BPG</th> <th>FG%</th> <th>FT%</th> </tr> </thead> <tbody> <tr> <td>2021-22</td> <td>25-25</td> <td>11.6</td> <td>8.5</td> <td>4.6</td> <td>.631</td> <td>.632</td> </tr> <tr> <td>Career</td> <td>54-25</td> <td>7.7</td> <td>5.7</td> <td>2.6</td> <td>.614</td> <td>.592</td> </tr> </tbody> </table>	GP-GS	PPG	RPG	BPG	FG%	FT%	2021-22	25-25	11.6	8.5	4.6	.631	.632	Career	54-25	7.7	5.7	2.6	.614	.592	<p>SO » F/C » 7-1 » 255 » Newnan, Ga. » North Carolina</p> <ul style="list-style-type: none"> • Auburn's first-ever USBWA & ESPN National Player of the Week (Jan. 3) • No. 1 in nation w/104 blks, 4.6 blg • Last week: 14.0 ppg, 15.0 rpg, 9.5 bpg • Two triple doubles leads nation and No. 2 all-time in SEC behind Shaq (8) 	<p>Career-Highs</p> <p>Pts _____ 21 Reb _____ 19 Ast _____ 3 Blk _____ 12 Min _____ 33</p>
GP-GS	PPG	RPG	BPG	FG%	FT%																				
2021-22	25-25	11.6	8.5	4.6	.631	.632																			
Career	54-25	7.7	5.7	2.6	.614	.592																			
	14	PRESTON COOK	<table border="1"> <thead> <tr> <th>GP-GS</th> <th>PPG</th> <th>RPG</th> <th>APG</th> <th>FG%</th> <th>FT%</th> </tr> </thead> <tbody> <tr> <td>2021-22</td> <td>14-0</td> <td>1.0</td> <td>0.3</td> <td>0.1</td> <td>.714</td> <td>.500</td> </tr> <tr> <td>Career</td> <td>33-0</td> <td>0.7</td> <td>0.4</td> <td>0.2</td> <td>.474</td> <td>.500</td> </tr> </tbody> </table>	GP-GS	PPG	RPG	APG	FG%	FT%	2021-22	14-0	1.0	0.3	0.1	.714	.500	Career	33-0	0.7	0.4	0.2	.474	.500	<p>SR » G » 6-4 » 200 » Auburn, Ala. » Auburn HS</p> <ul style="list-style-type: none"> • Local product, 32 career games, 13 this year; 4 min off bench at UGA • Earned a scholarship spot on this year's roster • Registered a career-high four points against UCF on Dec. 1 	<p>Career-Highs</p> <p>Pts _____ 4 Reb _____ 2 Ast _____ 2 Stl _____ 1 (3x) Min _____ 3 (2x)</p>
GP-GS	PPG	RPG	APG	FG%	FT%																				
2021-22	14-0	1.0	0.3	0.1	.714	.500																			
Career	33-0	0.7	0.4	0.2	.474	.500																			
	22	ALLEN FLANIGAN	<table border="1"> <thead> <tr> <th>GP-GS</th> <th>PPG</th> <th>RPG</th> <th>APG</th> <th>FG%</th> <th>FT%</th> </tr> </thead> <tbody> <tr> <td>2021-22</td> <td>13-11</td> <td>7.7</td> <td>3.6</td> <td>1.6</td> <td>.422</td> <td>.676</td> </tr> <tr> <td>Career</td> <td>71-41</td> <td>8.2</td> <td>3.9</td> <td>1.6</td> <td>.436</td> <td>.699</td> </tr> </tbody> </table>	GP-GS	PPG	RPG	APG	FG%	FT%	2021-22	13-11	7.7	3.6	1.6	.422	.676	Career	71-41	8.2	3.9	1.6	.436	.699	<p>JR » G » 6-6 » 220 » Little Rock, Ark. » Parkview Magnet HS</p> <ul style="list-style-type: none"> • 2021-22 Preseason All-SEC First Team selection • Missed first 11 games due to surgery to his right Achilles • Best outing of season vs. Texas A&M with 16 pts, 4 reb, 2 ast. in 25 min. • Last 4 games: 10.0 pts, 3.5 reb, 1.5 ast. 	<p>Career-Highs</p> <p>Pts _____ 24 Reb _____ 10 Ast _____ 6 (2x) Blk _____ 1 (11x) Min _____ 37</p>
GP-GS	PPG	RPG	APG	FG%	FT%																				
2021-22	13-11	7.7	3.6	1.6	.422	.676																			
Career	71-41	8.2	3.9	1.6	.436	.699																			
	23	"STRETCH" AKINGBOLA	<table border="1"> <thead> <tr> <th>GP-GS</th> <th>PPG</th> <th>RPG</th> <th>BPG</th> <th>FG%</th> <th>FT%</th> </tr> </thead> <tbody> <tr> <td>2021-22</td> <td>5-0</td> <td>0.4</td> <td>1.0</td> <td>0.6</td> <td>.167</td> <td>.000</td> </tr> <tr> <td>Career</td> <td>45-0</td> <td>1.2</td> <td>1.7</td> <td>0.7</td> <td>.426</td> <td>.348</td> </tr> </tbody> </table>	GP-GS	PPG	RPG	BPG	FG%	FT%	2021-22	5-0	0.4	1.0	0.6	.167	.000	Career	45-0	1.2	1.7	0.7	.426	.348	<p>JR » C » 6-10 » 245 » Ogun, Nigeria » McEachern HS</p> <ul style="list-style-type: none"> • Selected to participate in the SEC Basketball Leadership Council in September • Averaged 1.9 points, 2.6 rebounds, 0.9 blocks per game last season • Registered his first points of the season versus Nebraska on Dec. 11 	<p>Career-Highs</p> <p>Pts _____ 7 Reb _____ 8 Ast _____ 2 Stl _____ 2 (2x) Min _____ 26</p>
GP-GS	PPG	RPG	BPG	FG%	FT%																				
2021-22	5-0	0.4	1.0	0.6	.167	.000																			
Career	45-0	1.2	1.7	0.7	.426	.348																			
	24	LIOR BERMAN	<table border="1"> <thead> <tr> <th>GP-GS</th> <th>PPG</th> <th>RPG</th> <th>APG</th> <th>FG%</th> <th>FT%</th> </tr> </thead> <tbody> <tr> <td>2021-22</td> <td>15-0</td> <td>2.7</td> <td>0.9</td> <td>0.3</td> <td>.421</td> <td>.000</td> </tr> <tr> <td>Career</td> <td>28-0</td> <td>1.9</td> <td>0.6</td> <td>0.2</td> <td>.392</td> <td>.500</td> </tr> </tbody> </table>	GP-GS	PPG	RPG	APG	FG%	FT%	2021-22	15-0	2.7	0.9	0.3	.421	.000	Career	28-0	1.9	0.6	0.2	.392	.500	<p>JR » G » 6-4 » 215 » Birmingham, Ala. » Mountain Brook HS</p> <ul style="list-style-type: none"> • Hit a key 3-pointer in a 74-70 come-from-behind road victory at SLU • Came off the bench and registered a career-high 8 points in 19 minutes of action versus Nebraska on Dec. 11 	<p>Career-Highs</p> <p>Pts _____ 8 Reb _____ 4 Ast _____ 1 (5x) Stl _____ 1 (4x) Min _____ 19</p>
GP-GS	PPG	RPG	APG	FG%	FT%																				
2021-22	15-0	2.7	0.9	0.3	.421	.000																			
Career	28-0	1.9	0.6	0.2	.392	.500																			
	25	CHANDLER LEOPARD	<table border="1"> <thead> <tr> <th>GP-GS</th> <th>PPG</th> <th>RPG</th> <th>APG</th> <th>FG%</th> <th>FT%</th> </tr> </thead> <tbody> <tr> <td>2021-22</td> <td>8-0</td> <td>0.4</td> <td>0.1</td> <td>0.0</td> <td>.250</td> <td>.000</td> </tr> <tr> <td>Career</td> <td>11-0</td> <td>0.5</td> <td>0.1</td> <td>0.0</td> <td>.333</td> <td>.000</td> </tr> </tbody> </table>	GP-GS	PPG	RPG	APG	FG%	FT%	2021-22	8-0	0.4	0.1	0.0	.250	.000	Career	11-0	0.5	0.1	0.0	.333	.000	<p>RS-JR » G » 6-3 » 195 » Athens, Ala. » Athens HS</p> <ul style="list-style-type: none"> • Works hard defensively and is a great part of the scout team • Tallied a career-high tying 3 points versus ULM on Nov. 12 	<p>Career-Highs</p> <p>Pts _____ 3 (2x) Reb _____ 1 (2x) Ast _____ - Stl _____ - Min _____ 3</p>
GP-GS	PPG	RPG	APG	FG%	FT%																				
2021-22	8-0	0.4	0.1	0.0	.250	.000																			
Career	11-0	0.5	0.1	0.0	.333	.000																			
	33	CHASE MAASDORP	<table border="1"> <thead> <tr> <th>GP-GS</th> <th>PPG</th> <th>RPG</th> <th>APG</th> <th>FG%</th> <th>FT%</th> </tr> </thead> <tbody> <tr> <td>2021-22</td> <td>8-0</td> <td>0.0</td> <td>0.0</td> <td>0.1</td> <td>.000</td> <td>.000</td> </tr> <tr> <td>Career</td> <td>21-0</td> <td>0.3</td> <td>0.1</td> <td>0.1</td> <td>.286</td> <td>.200</td> </tr> </tbody> </table>	GP-GS	PPG	RPG	APG	FG%	FT%	2021-22	8-0	0.0	0.0	0.1	.000	.000	Career	21-0	0.3	0.1	0.1	.286	.200	<p>SR » G » 6-0 » 170 » Lakewood Ranch, Fla. » Out-of-Door Academy</p> <ul style="list-style-type: none"> • Veteran member on the team • Has seen action in five games of the season vs. Morehead State, ULM, UCF, Yale and Nebraska 	<p>Career-Highs</p> <p>Pts _____ 4 Reb _____ 1 (3x) Ast _____ 1 Blk _____ - Min _____ 4</p>
GP-GS	PPG	RPG	APG	FG%	FT%																				
2021-22	8-0	0.0	0.0	0.1	.000	.000																			
Career	21-0	0.3	0.1	0.1	.286	.200																			
	35	DEVAN CAMBRIDGE	<table border="1"> <thead> <tr> <th>GP-GS</th> <th>PPG</th> <th>RPG</th> <th>BPG</th> <th>FG%</th> <th>FT%</th> </tr> </thead> <tbody> <tr> <td>2021-22</td> <td>24-14</td> <td>6.1</td> <td>3.8</td> <td>0.2</td> <td>.417</td> <td>.690</td> </tr> <tr> <td>Career</td> <td>82-33</td> <td>6.3</td> <td>3.2</td> <td>0.4</td> <td>.399</td> <td>.558</td> </tr> </tbody> </table>	GP-GS	PPG	RPG	BPG	FG%	FT%	2021-22	24-14	6.1	3.8	0.2	.417	.690	Career	82-33	6.3	3.2	0.4	.399	.558	<p>JR » G » 6-6 » 210 » Nashville, Tenn. » Hillcrest Prep</p> <ul style="list-style-type: none"> • Team's most explosive dunker 9 off. reb at Missouri, most by an AU player in 20 years • 24 of last 36 rebounds on offensive glass • 10 pts, 4 reb in 18 min off bench vs. Texas A&M • 6.0 points, 6.0 rebounds in last 6 games 	<p>Career-Highs</p> <p>Pts _____ 26 Reb _____ 10 (2x) Ast _____ 3 (2x) Stl _____ 3 (3x) Min _____ 38</p>
GP-GS	PPG	RPG	BPG	FG%	FT%																				
2021-22	24-14	6.1	3.8	0.2	.417	.690																			
Career	82-33	6.3	3.2	0.4	.399	.558																			
	44	DYLAN CARDWELL	<table border="1"> <thead> <tr> <th>GP-GS</th> <th>PPG</th> <th>RPG</th> <th>BPG</th> <th>FG%</th> <th>FT%</th> </tr> </thead> <tbody> <tr> <td>2021-22</td> <td>25-0</td> <td>3.2</td> <td>3.1</td> <td>1.4</td> <td>.704</td> <td>.444</td> </tr> <tr> <td>Career</td> <td>52-0</td> <td>3.5</td> <td>3.4</td> <td>1.0</td> <td>.704</td> <td>.541</td> </tr> </tbody> </table>	GP-GS	PPG	RPG	BPG	FG%	FT%	2021-22	25-0	3.2	3.1	1.4	.704	.444	Career	52-0	3.5	3.4	1.0	.704	.541	<p>SO » C » 6-11 » 256 » Augusta, Ga. » McEachern HS</p> <ul style="list-style-type: none"> • 6 points, 6 rebounds and career-high 4 blocks off the bench at No. 24 ALA • Last 5 gms: 6.2 ppg, 3.2 rpg on 14-of-17 (.823) FGs in 10.6 mpg off bench • Wants people to call him "RED" this year (which stands for Rebounding, Energy and Defense) 	<p>Career-Highs</p> <p>Pts _____ 10 (2x) Reb _____ 8 Ast _____ 3 Blk _____ 4 Min _____ 29</p>
GP-GS	PPG	RPG	BPG	FG%	FT%																				
2021-22	25-0	3.2	3.1	1.4	.704	.444																			
Career	52-0	3.5	3.4	1.0	.704	.541																			

2021-22 NUMERICAL ROSTER

No.	Name	Pos.	Ht.	Wt.	Cl.	Hometown (Last School)
0	K.D. Johnson	G	6-0	204	So.	Atlanta, Ga. (Georgia)
1	Wendell Green Jr.	G	5-11	175	So.	Detroit, Mich. (Eastern Kentucky)
2	Jaylin Williams	F	6-8	230	Jr.	Nahunta, Ga. (Brantley County HS)
5	Chris Moore	F	6-6	230	So.	West Memphis, Ark. (West Memphis HS)
10	Jabari Smith	F	6-10	220	Fr.	Fayetteville, Ga. (Sandy Creek HS)
12	Zep Jasper	G	6-0	185	Sr.	Augusta, Ga. (College of Charleston)
13	Walker Kessler	F/C	7-1	255	So.	Newnan, Ga. (North Carolina)
14	Preston Cook	G	6-4	200	Sr.	Auburn, Ala. (Auburn HS)
20	Carter Sobera	G	6-5	200	So.	Birmingham, Ala. (Mountain Brook HS)
21	Ty Cressman	F	6-7	237	Jr.	Greensboro, N.C. (Bishop McGuinness HS)
22	Allen Flanigan	G	6-6	220	Jr.	Little Rock, Ark. (Parkview Magnet HS)
23	Babatunde Akingbola	C	6-10	245	Jr.	Ogun, Nigeria (McEachern HS [Ga.])
24	Lior Berman	G	6-4	215	Jr.	Birmingham, Ala. (Mountain Brook HS)
25	Chandler Leopard	G	6-3	195	RS-Jr.	Athens, Ala. (Athens HS)
31	Michael Whitmore	G	5-10	160	So.	College Park, Ga. (Lee University [Tenn.])
33	Chase Maasdorp	G	6-0	170	Sr.	Lakewood Ranch, Fla. (The Out-of-Door Academy)
35	Devan Cambridge	G	6-6	210	Jr.	Nashville, Tenn. (Hillcrest Prep [Ariz.])
44	Dylan Cardwell	C	6-11	256	So.	Augusta, Ga. (McEachern HS)

Head Coach: Bruce Pearl (8th Season)

Assistant Coach: Ira Bowman (4th Season)

Assistant Coach: Wes Flanigan (4th Season)

Assistant Coach: Steven Pearl (8th Season)

Director of Operations/Chief of Staff: Chad Prewett (8th Season)

Recruiting Coordinator/Assistant to the Head Coach: Mike Burgomaster (6th Season)

Athletic Trainer: Clark Pearson (12th Season)

Strength & Conditioning Coach: Damon Davis (12th Season)

Director of Player Development: Marquis Daniels (3rd Season)

Video Coordinator: Ian Borders (4th Season)

2021-22 ALPHABETICAL ROSTER

No.	Name	Pos.	Ht.	Wt.	Cl.	Hometown (Last School)
23	Babatunde Akingbola	C	6-10	245	Jr.	Ogun, Nigeria (McEachern HS [Ga.])
24	Lior Berman	G	6-4	215	Jr.	Birmingham, Ala. (Mountain Brook HS)
35	Devan Cambridge	G	6-6	210	Jr.	Nashville, Tenn. (Hillcrest Prep [Ariz.])
44	Dylan Cardwell	C	6-11	256	So.	Augusta, Ga. (McEachern HS)
14	Preston Cook	G	6-4	200	Sr.	Auburn, Ala. (Auburn HS)
21	Ty Cressman	F	6-7	237	Jr.	Greensboro, N.C. (Bishop McGuinness HS)
22	Allen Flanigan	G	6-6	220	Jr.	Little Rock, Ark. (Parkview Magnet HS)
1	Wendell Green Jr.	G	5-11	175	So.	Detroit, Mich. (Eastern Kentucky)
12	Zep Jasper	G	6-0	185	Sr.	Augusta, Ga. (College of Charleston)
0	K.D. Johnson	G	6-0	204	So.	Atlanta, Ga. (Georgia)
13	Walker Kessler	F/C	7-1	255	So.	Newnan, Ga. (North Carolina)
25	Chandler Leopard	G	6-3	195	RS-Jr.	Athens, Ala. (Athens HS)
33	Chase Maasdorp	G	6-0	170	Sr.	Lakewood Ranch, Fla. (The Out-of-Door Academy)
5	Chris Moore	F	6-6	230	So.	West Memphis, Ark. (West Memphis HS)
20	Carter Sobera	G	6-5	200	So.	Birmingham, Ala. (Mountain Brook HS)
10	Jabari Smith	F	6-10	220	Fr.	Fayetteville, Ga. (Sandy Creek HS)
31	Michael Whitmore	G	5-10	160	So.	College Park, Ga. (Lee University [Tenn.])
2	Jaylin Williams	F	6-8	230	Jr.	Nahunta, Ga. (Brantley County HS)

ROSTER BY CLASS

Freshmen (1) - Jabari Smith

Sophomores (7) - Dylan Cardwell, Wendell Green Jr., K.D. Johnson, Walker Kessler, Chris Moore, Carter Sobera and Michael Whitmore

Juniors (7) - Babatunde Akingbola, Lior Berman, Devan Cambridge, Ty Cressman, Allen Flanigan, Chandler Leopard and Jaylin Williams

Seniors (3) - Preston Cook, Zep Jasper and Chase Maasdorp

PRONUNCIATION GUIDE

BABATUNDE AKINGBOLA

bah-bah-TOON-day AH-king-boh-luh

LIOR Berman

LEE-oar

DEVAN Cambridge

DEV-in

WENDELL Green Jr.

WHEN-dull

JAYLIN Williams

JAY-lynn

QUICK FACTS

UNIVERSITY INFORMATION

Location _____ Auburn, Ala.
 Founded _____ 1856
 Enrollment _____ 30,737
 Nickname _____ Tigers
 Colors _____ Burnt Orange and Navy Blue
 Conference _____ Southeastern (SEC)

ADMINISTRATION

President _____ Dr. Jay Gogue
 Director of Athletics _____ Allen Greene
 Athletics Phone _____ 855-282-2010

BASKETBALL STAFF INFORMATION

Head Coach _____ Bruce Pearl
 Alma Mater _____ Boston College '82
 Career Record _____ 609-239 (.722)
 Seasons _____ 27
 Record at Auburn _____ 147-94 (.626)
 Seasons _____ 8
 Assistant Coach _____ Ira Bowman
 Alma Mater _____ Penn '96
 Assistant Coach _____ Wes Flanigan
 Alma Mater _____ Auburn '97
 Record at Auburn _____ 1-0 (1.000)
 Assistant Coach _____ Steven Pearl
 Alma Mater _____ Tennessee '10
 Record at Auburn _____ 1-0 (1.000)
 Director of Operations / Chief of Staff _____ Chad Prewett
 Alma Mater _____ Troy State '94
 Recruiting Coordinator _____ Mike Burgomaster
 Alma Mater _____ Miami '16
 Athletic Trainer _____ Clark Pearson
 Alma Mater _____ Kentucky '96
 Strength & Conditioning Coach _____ Damon Davis
 Alma Mater _____ Western Illinois '03
 Director of Player Development _____ Marquis Daniels
 Alma Mater _____ Auburn '03
 Video Coordinator _____ Ian Borders
 Alma Mater _____ Louisville '07

PROGRAM INFORMATION

First Year of Basketball _____ 1905-06
 All-Time Record ## _____ 1416-1228-1 (.535)
 All-Time SEC Record ## _____ 633-760 (.454)
 SEC Championships _____ 3 (1960, 1999, 2018)
 SEC Tournament Titles _____ 2 (1985, 2019)
 NCAA Tournament App./Record _____ 10 (17-10)
 All-Americans _____ 13
 All-SEC Selections _____ 93

Record does not include results that were vacated by the NCAA Committee on Infractions.

TEAM INFORMATION

2020-21 Record _____ 13-14
 SEC Record / Finish _____ 7-11 / 2nd
 Home / Away / Neutral _____ 8-5 / 3-8 / 2-1
 Associated Press Final Ranking _____ N/A
 USA Today Final Ranking _____ N/A
 Letterwinners Returning / Lost _____ 12 / 6
 Starters Returning / Lost _____ 3 / 2
 Newcomers _____ 6

ATHLETICS COMMUNICATIONS

Director of Communications _____ Marlene Navor
 Cell _____ 334-750-2381
 E-Mail _____ mnavor@auburn.edu

SOCIAL MEDIA

@AuburnMBB _____ #WarEagle

BRUCE PEARL

Head Coach

8th year at Auburn • 147-94
27th year overall • 609-239



- 7 National Coach of the Year Awards, 2006 Basketball Times, CBSsportsline, Sporting News National Coach of the Year
- 2006 & 2008 AP SEC Coach of the Year, 2008 SEC Co-Coach of the Year
- 2008 Rupp Cup Co-winner
- Has advanced to postseason play in 20 of 26 years as a head coach. In 2019-20, had a second-place finish in the SEC with a 25-6 record, including 12-6 in league play, that would be 21 of 25 years in the postseason not been canceled due to COVID
- Set single-season wins records at four different schools (29 at Southern Indiana in 1995; 26 at Wisconsin-Milwaukee in 2005; 31 at Tennessee in 2008; 30 at Auburn in 2019)
- Pearl has achieved a top-5 national ranking at Southern Indiana, Tennessee and Auburn. He has been in the top five in 10 seasons (1994-2001 at Southern Indiana, 2007-08 at Tennessee, 2019-20 at Auburn)
- Bruce Pearl's teams have led their conference in scoring 17 of the 26 years that he has been a head coach. His squads were the SEC's scoring champion in four of his six seasons at Tennessee, averaging 77.4 ppg while allowing 70.5 ppg
- One of 12 coaches to lead three different DI programs to the Sweet 16, joining Rick Barnes, Gene Bartow, John Calipari, Lon Kruger, Frank McGuire, Ralph Miller, Rick Pitino, Bill Self, Tubby Smith, Eddie Sutton and Bruce Weber. Including his stint at DII Southern Indiana, Pearl is one of only three coaches to take four programs (with three at the DI level) to the Sweet 16, joining Lon Kruger and Eddie Sutton
- With the win over Kentucky that sent Auburn to its first Final Four in program history, Pearl notched his 100th win as head coach of the Tigers. He is the first coach in Auburn history to have 100 wins in his first five seasons
- Bruce Pearl is the 11th coach in SEC history to win four conference crowns (overall or division) in a 10-year span. He is on the same list as Adolph Rupp (UK), Babe McCarthy (MSU), Billy Donovan (UF), Dale Brown (LSU), Joe Hall (UK), John Calipari (UK), Nolan Richardson (ARK), Rick Pitino (UK), Rick Stansbury (MSU) and Tubby Smith (UK)
- Auburn sold out of season tickets for the seventh consecutive year in 2021-22 (excluding COVID restricted seating season of 2020-21), all under Pearl, to continue the school record streak. Prior to Pearl, the only other time the Tigers sold out of season tickets came was 1999-2000
- In 26 full years as a head coach, Bruce Pearl's teams have finished either first or second in conference play 17 times
- At the Division I level, Pearl's teams have topped the 100-point mark 22 times, including a high of 124 in 2009 as well as 121 in the 2007 NCAA Tournament. In his second year as a coach at Southern Indiana the team averaged 101.7 ppg
- In the past five seasons, Auburn has the best non-conference record in the SEC during the regular season at 53-7 (.883), while scheduling regular NCAA Tournament teams in Arizona, Davidson, Dayton, Duke, Iowa State, Middle Tennessee, Murray State, Oklahoma, Texas Tech, UConn and Xavier
- His teams have been just as successful off the court as Auburn has had 32 graduates in six years – the most in the SEC. In 2018, Auburn received an Academic Progress Rate Public Recognition Award marking the first time the Tigers have been honored since the award began tracking data in 2004. The NCAA annually honors teams earning multiyear Academic Progress Rates in the top 10 percent of all squads in each sport

HEAD COACHING RECORD

Year	School	Record	Postseason
1992-93	Southern Indiana	22-7	NCAA Region 3rd Place
1993-94	Southern Indiana	28-4	NCAA Runner-Up
1994-95	Southern Indiana	29-4	NCAA Champions
1995-96	Southern Indiana	25-4	NCAA Sweet 16
1996-97	Southern Indiana	23-5	NCAA First Round
1997-98	Southern Indiana	27-6	NCAA Sweet 16
1998-99	Southern Indiana	26-6	NCAA Sweet 16
1999-00	Southern Indiana	25-6	NCAA Sweet 16
2000-01	Southern Indiana	26-4	NCAA First Round
Total		231-46	
2001-02	Milwaukee	16-13	-
2002-03	Milwaukee	24-8	NCAA First Round
2003-04	Milwaukee	20-11	NIT First Round
2004-05	Milwaukee	26-6	NCAA Sweet 16
Total		86-38	
2005-06	Tennessee	22-8	NCAA Second Round
2006-07	Tennessee	24-11	NCAA Sweet 16
2007-08	Tennessee	31-5	NCAA Sweet 16
2008-09	Tennessee	21-13	NCAA First Round
2009-10	Tennessee	28-9	NCAA Elite Eight
2010-11	Tennessee	19-15	-
Total		145-61	
2014-15	Auburn	15-20	-
2015-16	Auburn	11-20	-
2016-17	Auburn ##	6-14	-
2017-18	Auburn	26-8	NCAA Second Round
2018-19	Auburn	30-10	NCAA Final Four
2019-20	Auburn	25-6	(Canceled)
2020-21	Auburn	13-14	
2021-22	Auburn	21-2	(Suspended 2 Games)
Total ##		147-94	
Career ##		609-239	

Record does not include results that were vacated by the NCAA Committee on Infractions.

- Auburn recently secured its fourth perfect APR score of 1,000 in mid-May, something that has never been accomplished in program history
- In the past five years, Auburn men's basketball has averaged an APR of 995 (out of 1,000). In the previous four seasons before Pearl and his staff arrived, Auburn's APR average score was 940
- Pearl started AUTLIVE at Auburn in 2015-16 to benefit cancer patients in the fight to beat cancer. AUTLIVE raises the awareness of cancer prevention and detection while t-shirt sales and donations raise money to benefit cancer patients. He initiated the OUTLIVE program in 2009 at Tennessee in recognition of former Vol Chris Lofton, who beat testicular cancer through early diagnosis and treatment and went on to play the entire 2007-08 season while recovering from his battle with the disease
- On Dec. 19, 2019, Children's Harbor in Birmingham, Ala. dedicated their on-site basketball court in honor of the charitable work done by Coach Pearl and the Pearl family over the last six years.
- Bruce Pearl has raised over \$1.2 million in only six golf tournaments at Auburn. Pearl and his wife, Brandy, have remarkably raised \$770,000 in the last three years benefitting Children's Harbor in Birmingham through the Bruce Pearl Fore the Children Golf Classic. The mission of Children's Harbor is to help children with serious illness and their families
- The Bruce Pearl Family Foundation in conjunction with L5 Foundation, an organization dedicated to addressing the essential and basic needs of cancer patients, donated \$20,000 to five charities in a ceremony in Knoxville in August 2015
- The Pearl family announced on Feb. 27, 2007, a \$100,000 donation to endow a scholarship in the name of former Tennessee player Dane Bradshaw. The Dane Bradshaw Athletic Scholarship Endowment is awarded to the male or female student-athlete at UT who best epitomizes the characteristics of the 2006-07 senior captain

TOP PERFORMANCES UNDER PEARL AT AUBURN

MOST POINTS TEAM

- 119, vs. Northwestern State (Nov. 27, 2015)
119, vs. Winthrop (Nov. 24, 2017)
- 117, vs. Coastal Carolina (Dec. 15, 2016)
- 116, vs. CSUN (Nov. 15, 2019)
- 109, vs. UConn (Nov. 24, 2021)
109, at South Carolina (Jan. 23, 2021)

MOST POINTS INDIVIDUAL

- 34, Bryce Brown vs. Dayton (Dec. 8, 2018)
- 33, Samir Doughty vs. CSUN (Nov. 15, 2019)
- 32, Samir Doughty at Tennessee (Mar. 7, 2020)
- 31, Bryce Brown vs. Norfolk State (Nov. 10, 2017)
31, Mustapha Heron vs. Winthrop (Nov. 24, 2017)
31, Jared Harper at UAB (Dec. 15, 2018)

MOST REBOUNDS TEAM

- 66, vs. Mississippi College (Nov. 14, 2018)
- 60, at Arkansas [OT] (Feb. 8, 2022)
60, vs. Alabama (Feb. 12, 2020)
- 56, vs. Saint Joseph's (Nov. 26, 2020)
- 52, vs. Texas A&M (Feb. 12, 2022)
52, vs. Gardner-Webb (Dec. 6, 2017)
52, vs. CSUN (Nov. 15, 2019)

MOST REBOUNDS INDIVIDUAL

- 19, Walker Kessler at Arkansas {OT} (Feb. 8, 2022)
19, Cinmeon Bowers at Middle Tennessee (Dec. 12, 2015)
- 18, Cinmeon Bowers vs. Alabama (Jan. 19, 2016)
18, Cinmeon Bowers vs. Ole Miss (Feb. 20, 2016)
- 17, Cinmeon Bowers vs. Milwaukee (Nov. 14, 2014)
17, Cinmeon Bowers vs. Winthrop (Dec. 17, 2014)
17, Cinmeon Bowers vs. Mississippi State (Jan. 21, 2015)
17, Horace Spencer vs. Mississippi College (Nov. 14, 2018)
17, Austin Wiley vs. Alabama (Feb. 12, 2020)

MOST 3-POINTERS TEAM

- 22, vs. South Alabama (Dec. 4, 2020)
- 21, vs. Coastal Carolina (Dec. 15, 2016)
- 18, vs. South Alabama (Nov. 6, 2018)
18, vs. LSU (Feb. 8, 2020)
- 17, vs. Northwestern State (Nov. 27, 2015)
17, vs. Vanderbilt (Feb. 3, 2018)
17, vs. Arkansas (Feb. 20, 2019)
17, vs. North Carolina (Mar. 29, 2019)
17, vs. CSUN (Nov. 15, 2019)

MOST 3-POINTERS INDIVIDUAL

- 9, Bryce Brown at Arkansas (Feb. 17, 2016)
- 8, Kareem Canty at Middle Tennessee (Dec. 12, 2015)
8, Bryce Brown vs. South Carolina (Mar. 3, 2018)
8, Samir Doughty at Tennessee (Mar. 7, 2020)
- 7, KT Harrell vs. Coastal Carolina (Dec. 5, 2014)
7, Bryce Brown at Ole Miss (Jan. 9, 2019)
7, Bryce Brown vs. Kansas (Mar. 23, 2019)
7, Justin Powell vs. South Alabama (Dec. 4, 2020)

MOST FT MADE TEAM

- 36, vs. Missouri (Jan. 26, 2021)
- 33, vs. UConn (Nov. 24, 2021)
33, vs. Kentucky (Feb. 1, 2020)
- 31, vs. Arkansas (Feb. 10, 2015)
31, at Arkansas – Feb. 27, 2018)

MOST FT MADE INDIVIDUAL

- 18, Sharife Cooper vs. Missouri (Jan. 26, 2021)
- 15, KT Harrell vs. Georgia (Mar. 3, 2015)
15, Jared Harper at UAB (Dec. 15, 2018)
- 14, Jared Harper vs. Ole Miss (Jan. 7, 2017)
14, Samir Doughty vs. Kentucky (Feb. 1, 2020)
- 12, Jabari Smith vs. UConn (Nov. 24, 2021)
12, Desean Murray vs. Ole Miss (Jan. 9, 2018)
12, Jared Harper vs. South Carolina (Mar. 15, 2019)

MOST FT ATTEMPTED TEAM

- 46, at Missouri (Feb. 15, 2020)
- 44, vs. Kentucky (Feb. 1, 2020)
44, vs. Missouri (Jan. 26, 2021)
- 43, vs. Saint Joseph's (Nov. 26, 2020)
- 42, vs. Eastern Kentucky (Nov. 17, 2016)
42, vs. Alabama (Jan. 21, 2017)

MOST FT ATTEMPTED INDIVIDUAL

- 21, Sharife Cooper vs. Missouri (Jan. 26, 2021)
- 18, Cinmeon Bowers vs. Missouri (Jan. 10, 2015)
18, KT Harrell vs. LSU (Mar. 13, 2015)
18, Austin Wiley vs. Alabama (Jan. 21, 2017)
- 17, Jared Harper vs. Ole Miss (Jan. 7, 2017)
- 16, K.D. Johnson vs. UConn (Nov. 24, 2021)
16, Cinmeon Bowers vs. LSU (Feb. 2, 2016)
16, Jared Harper at UAB (Dec. 15, 2018)

MOST ASSISTS TEAM

- 27, vs. CSUN (Nov. 15, 2019)
- 26, vs. Nebraska (Dec. 11, 2021)
- 25, vs. Saint Peter's (Nov. 28, 2018)
- 24, vs. South Alabama (Nov. 6, 2018)
24, vs. South Alabama (Dec. 4, 2020)

MOST ASSISTS INDIVIDUAL

- 16, J'Von McCormick vs. CSUN (Nov. 15, 2019)
- 14, Jared Harper vs. Vanderbilt (Feb. 3, 2018)
- 13, Jared Harper vs. South Alabama (Nov. 6, 2018)
- 13, Jared Harper vs. North Carolina (Mar. 29, 2019)
- 11, Wendell Green Jr. vs. Georgia (Jan. 19, 2022)

MOST STEALS TEAM

- 20, vs. North Florida (Dec. 29, 2018)
- 18, vs. Tennessee (Feb. 22, 2020)
- 16, vs. Nebraska (Dec. 11, 2021)
16, vs. Saint Peter's (Nov. 28, 2018)
- 14, vs. Georgia (Jan. 20, 2018)
14, vs. Alabama (Feb. 21, 2018)
14, vs. Mississippi College (Nov. 14, 2018)
14, vs. Florida (Mar. 16, 2019)
14, vs. Tennessee (Mar. 17, 2019)
14, vs. New Mexico (Nov. 25, 2019)

MOST STEALS INDIVIDUAL

- 5, Walker Kessler vs. Nebraska (Dec. 11, 2021)
5, Zep Jasper vs. Nebraska (Dec. 11, 2021)
5, K.D. Johnson vs. Syracuse (Nov. 26, 2021)
5, K.D. Johnson vs. UConn (Nov. 24, 2021)
5, K.C. Ross-Miller vs. Oregon State (Nov. 26, 2014)
5, K.C. Ross-Miller vs. Middle Tennessee (Dec. 29, 2014)
5, Antoine Mason at LSU (Feb. 5, 2015)
5, Malik Dunbar vs. UNC Asheville (Dec. 4, 2018)
5, Chuma Okeke vs. Murray State (Dec. 22, 2018)
5, Chuma Okeke vs. North Florida (Dec. 29, 2018)
5, J'Von McCormick vs. Tennessee (Feb. 22, 2020)

MOST BLOCKS TEAM

- 14, vs. Texas A&M (Feb. 12, 2022)
14, vs. Yale (Dec. 4, 2021)
14, vs. LSU (Dec. 29, 2021)
14, at Georgia (Jan. 13, 2021)
14, vs. Missouri (Jan. 26, 2021)

MOST BLOCKS INDIVIDUAL

- 12, Walker Kessler vs. Texas A&M (Feb. 12, 2022)
- 11, Walker Kessler vs. LSU (Dec. 29, 2021)
- 8, Walker Kessler vs. Alabama (Feb. 1, 2022)
- 7, Walker Kessler at Arkansas [OT] (Feb. 8, 2022)
7, Walker Kessler at Ole Miss (Jan. 15, 2022)
7, Walker Kessler vs. Murray State (Dec. 22, 2021)
7, Horace Spencer at Arkansas (Feb. 17, 2016)

INSIDE THE SERIES WITH VANDERBILT

» The Commodores own a 88-55 all-time series lead with the Tigers, including a 36-31 advantage in Auburn.
 » Auburn has won four in a row in the series, the Tigers' longest winning streak against Vanderbilt since winning six straight from 1984-86.
 » Head Coach Bruce Pearl is 12-8 all-time against the Commodores, while Vanderbilt head coach Jeffy Stackhouse is 0-2 all-time versus Auburn.

VANDERBILT NOTABLES

» Vanderbilt enters Wednesday's game having won three of its last five in SEC play with the two losses coming at No. 5 Kentucky and No. 19 Tennessee. This will be the fourth ranked opponent in the last five games for the Commodores.
 » Junior guard Scotty Pippen Jr. leads the SEC in scoring at 18.9 points per game and is third nationally in free throw attempts with 177. His 177 attempts are 59 more than Auburn leader K.D. Johnson (118).
 » The Commodores have thrived from the 3-point line and charity stripe. They are third in the SEC 3-point field goals per game (8.4), 3-point field goal percentage (.333), 3-point field goal defense (.297) and are fourth in free throws attempted (516).

SOLD OUT JUNGLE

» For the 13-straight home game this season and 53rd time in Auburn Arena (2010-Present) history, the Tigers had a capacity crowd (9,121) against Texas A&M on Feb. 12. A ticket to an Auburn Men's Basketball game is the toughest in town as the remainder of the home slate is sold out. Stubhub is Auburn Athletics' official secondary ticket market for fans looking to attend the game.

WELCOME TO THE JUNGLE

» Auburn is a perfect 13-0 on its home court this season and have won 15 in a row at Auburn Arena dating back to last season. The 15-game home win streak is tied for fifth longest in the country and second longest in the SEC.
 » The 15-game win streak inside Auburn Arena is the tied for the fifth-longest home court winning streak in program history and the longest since winning 19 straight from Feb. 2019 to March 2020.
 » Auburn's top 5 home winning streak:

First win to last win of streak	Streak
1. Jan. 26, 1957 to Jan. 2, 1961	36
2. Mar. 11, 1998 to Feb. 19, 2000	30
3. Feb. 20, 2019 to Feb. 25, 2020	19
4. Jan. 11, 1927 to Feb. 9, 1928	17
5. Feb. 27, 2021 to current	15
Feb. 27, 1974 to Dec. 20, 1975	15

23 AND COUNTING

» Auburn's 23 wins are the seventh most wins in the programs single-season history. It's next win will equal the fifth most set in 2008-09 and 1999-00.
 » Four of the top seven single-season win totals have come under Bruce Pearl
 » Auburn's single-season highest win total:

Total	Year	Coach
1. 30	2018-19	Bruce Pearl
2. 29	1998-99	Cliff Ellis
3. 26	2017-18	Bruce Pearl
4. 25	2019-20	Bruce Pearl
5. 24	2008-09	Jeff Lebo
24	1999-00	Cliff Ellis
6. 23	2021-22	Bruce Pearl

PLAYER TO WATCH: WALKER KESSLER

One of the top big men in the country, Walker Kessler was named SEC Co-Player of the Week on Feb. 14 after averaging 14.0 points, 15.0 rebounds and 9.5 blocks last week while recording his second triple-double of the season and career with 12 points, 11 rebounds and career-high 12 blocks against Texas A&M on Feb. 12. His last nine games: 15.7 pts, 10.6 rebs, 5.8 blks (.690, 60-of-87 FGs)



TALE OF THE TAPE



Scoring Offense	80.0	68.8
Scoring Defense	66.6	65.5
Scoring Margin	+13.4	+3.3
Field Goal Pct.	.445	.416
Field Goal Pct. Def.	.382	.415
3-pt. FG Per Game	8.0	8.4
3-pt. FG Pct.	.313	.333
3-pt. FG Pct. Def.	.310	.297
Free Throw Pct.	.727	.684
Free Throws Made	14.5	14.7
Rebounds	41.0	34.3
Rebound Margin	+5.1	-0.9
Assists	14.5	11.2
Assist/Turnover Ratio	1.2	0.9
Turnover Margin	+3.2	+1.7
Steals	8.8	7.2
Blocks	8.4	3.1

SERIES HISTORY

Date	H/A/N	Result
Jan. 7, 2006	A	L, 50-74
Mar. 9, 2006	N	L, 71-76
Jan. 6, 2007	H	W, 68-65
Feb. 2, 2008	A	L, 71-78
Mar. 13, 2008	N	L, 82-93
Jan. 31, 2009	H	L, 75-82
Jan. 23, 2010	A	L, 74-82
Feb. 19, 2011	H	L, 60-77
Jan. 7, 2012	A	L, 35-65
Jan. 23, 2013	A	L, 61-73
Mar. 2, 2013	H	L, 55-62
Feb. 22, 2014	H	L, 59-67
Jan. 6, 2015	A	L, 52-64
Jan. 12, 2016	A	L, 57-75
Feb. 13, 2016	H	L, 57-86
Jan. 4, 2017	A	L, 61-80
Feb. 3, 2018	H	W, 93-81
Feb. 16, 2019	A	W, 64-53
Jan. 8, 2020	H	W, 83-79
Feb. 9, 2021	A	W, 73-67

at Auburn _____ Vanderbilt leads 36-31
 at Auburn Arena _____ Vanderbilt leads 4-2
 at BEMC _____ Vanderbilt leads 18-15
 at Vanderbilt _____ Vanderbilt leads 51-19
 at Memorial Gymnasium _____ Vanderbilt leads 38-15
 at Neutral Sites _____ Auburn leads 5-1
 Bruce Pearl vs. Vanderbilt _____ 12-8
 Buzz Williams vs. Auburn _____ 0-2
 SEC Tournament _____ Auburn leads 6-2
 Current Series Streak _____ 4 by Auburn
 Longest Auburn Streak _____ 6 ('83-'84/'85-'86)
 Longest Vandy Streak _____ 13 ('32-'33/'39-'40/'08-'17)

BEST 5 YEAR RUN IN SCHOOL HISTORY

» Auburn has won 116 games since the start of the 2017-18 season, which marks the best five-year win total in school history.

Best 5-year win total in AU history

1. 117 2017-18 to current
(B. Pearl, Flanigan, S. Pearl)
2. 105 1998-99 to 2002-03 (Ellis)
3. 104 1995-96 to 1999-00 (Ellis)

TRIPLE-DOUBLE WALKER

» Sophomore post Walker Kessler recorded his second triple-double of the season in Saturday's win over Texas A&M with 12 points, 11 rebounds and a career-high 12 blocks. His first career triple-double came on Dec. 29 versus LSU (16 pts, 10 reb, 11 blk).

» He is the fifth player in SEC history to record multiple triple-doubles with only Shaquille O'Neal (6) to record more.

» Of the 29 all-time triple-doubles achieved by SEC players, on 18 have come in SEC games.

SEC Career Triple Doubles	Total	vs. SEC
Shaquille O'Neal, LSU (1990-92)	6	3
Walker Kessler, AU (2022)	2	2
Roy Rogers, ALA (1996)	2	2
Jarvis Varnado, MSU (2008-10)	2	2
Nick Calathes, UF (2008-09)	2	1

RIISING THE FRESHMAN CHARTS

» Freshman Jabari Smith is having one of the best rookie campaigns in Auburn history. Listed is where Smith ranks among the AU single-season freshman top 10 list:

Category	Total	Rank	Next
Points	380	7th	6th, 400
Scoring Avg.	15.2	T6th	5th, 15.4
Rebounds	170	9th	8th, 173
Rebound Avg.	6.80	6th	5th, 7.06
FG Made	125	T9th	8th, 144
FG Attempts	292	9th	8th, 293
3-point FG	50	8th	7th, 73
3-point FGA	126	9th	8th, 130
3-point Pct.	.397	3rd	2nd, .419
FT Made	80	T8th	7th, 85
FT Attempts	100	10th	9th, 103
FT Pct.	.800	8th	6th, .806
Double Figures	20	T7th	6th, 22
20-pt Games	8	5th	4th, 11
Double Doubles	4	T6th	5th, 5
10-reb Games	5	T5th	4th, 7

NEVER GIVE UP

» The Tigers have won five games this season when trailing by double-digits, including four or the road.

Opponent	Deficit	Final
at USF	15, 5:26 1st H	W, 58-52
at St. Louis	13, 9:13 2nd H	W, 74-70
at Ole Miss	14, 6:04 1st H	W, 80-71
vs. Kentucky	12, 14:01 1st H	W, 80-71
at Missouri	10, 14:12 1st H	W, 55-54

TOP OF THE PACK

» In the last five seasons, no team in the SEC has won more than Auburn as the Tigers are one of six programs to amass 100+ wins. Listed below are the records of all 14 SEC teams from the 2017-18 season until now.

Team	'17-18	'18-19	'19-20	'20-21	'21-22	Total
Auburn	26-8	30-10	25-6	13-14	23-2	117-40
Kentucky	26-11	30-7	25-6	9-16	21-4	111-44
Tennessee	26-9	31-6	17-14	18-9	18-6	110-45
Arkansas	23-12	18-16	20-12	25-7	19-6	106-53
LSU	18-15	28-7	21-10	19-10	18-7	104-49
Miss. State	25-12	23-11	20-11	18-15	14-10	100-59
Alabama	20-16	18-16	16-15	26-7	16-9	96-63
Florida	21-13	20-16	19-12	15-10	16-9	91-60
Missouri	20-13	15-17	15-16	16-10	10-14	76-70
Texas A&M	22-13	14-18	16-14	8-10	15-10	75-65
Ole Miss	12-20	20-13	15-17	16-12	12-13	75-75
S. Carolina	17-16	16-16	18-13	6-15	14-10	71-70
Georgia	18-15	11-21	16-16	14-12	6-19	65-83
Vanderbilt	12-20	9-23	11-21	9-16	13-11	54-91

NON-CONFERENCE SUCCESS

» The Tigers have the best winning percentage (.870) among SEC schools in the last six years in non-conference games and are second in total non-SEC wins during that time with 60.

Team	'16-17	'17-18	'18-19	'19-20	'20-21	'21-22	Total (Pct.)
Auburn	6-2 ##	12-1	11-2	13-0	6-3	12-1	60-9 (.870)
Arkansas	11-2	11-2	9-4	12-1	12-3	11-2	66-14 (.825)
Miss. State	9-3	12-1	12-1	9-4	10-5	9-4	61-18 (.772)
Tennessee	8-5	10-2	12-1	8-5	8-2	9-3	55-18 (.753)
LSU	8-4	9-3	10-3	9-4	8-4	12-1	56-19 (.747)
Kentucky	10-3	11-2	11-2	10-3	1-7	11-2	54-19 (.740)
Texas A&M	8-4	11-2	7-5	6-6	6-2	11-2	49-21 (.700)
Florida	10-3	9-4	8-5	8-5	6-3	10-3	51-23 (.689)
Georgia	9-4	9-3	9-4	10-3	7-1	5-8	50-23 (.685)
Alabama	7-5	9-4	9-4	8-5	10-5	10-3	54-25 (.684)
Ole Miss	9-4	7-6	10-3	9-4	6-4	9-4	50-25 (.667)
Missouri	5-7	10-3	9-3	8-5	8-2	6-7	46-27 (.630)
S. Carolina	10-3	9-4	5-8	8-5	2-3	9-3	43-26 (.623)
Vanderbilt	7-6	6-7	9-4	8-5	6-3	8-4	44-29 (.603)

Record does not include results that were vacated by the NCAA Committee on Infractions.

CLASS OF THE SEC: MOST GRADUATES SINCE 2014

When it comes to graduating players, nobody in the SEC has done it better than Head Coach Bruce Pearl and Auburn. Since 2014, the Tigers have had 32 student-athletes walk across the graduation stage and earn their degrees, which is the highest number in the SEC. Pictured below is recent graduate Anfernee McLemore, who earned two degrees in his four seasons with the Tigers.



STRENGTH IN NUMBERS

» With an 10-player rotation, the Auburn bench has outscored its opponents' bench, 675-428, this season including 44-20 advantage on Feb. 1 against Alabama and a 40-11 at South Carolina on Jan. 4 to ring in the New Year.

» The Tiger reserves have accounted for 34 percent of the team's scoring output behind sixth man Wendell Green Jr. (12.7 ppg), Jaylin Williams (6.1 ppg), Dylan Cardwell (3.2 ppg), Lior Berman (2.5 ppg) and Chris Moore (2.0 ppg).

» Auburn's 44 bench points against Alabama on Feb. 1 were tied for the third most in the Bruce Pearl Era and most in a SEC game under Pearl since his first Tiger team had 44 at Arkansas on Feb. 10, 2015. The most bench points under Pearl is 52 against Mississippi College on Nov. 14, 2018.

BALANCED ATTACK IN SEC PLAY

» Off to a 11-1 start in SEC play, the Tigers have four players averaging double figures in conference games, led by sophomore guard Wendell Green Jr.'s 14.6 points per game. Also averaging double figures in conference games are Jabari Smith (13.6 ppg), Walker Kessler (12.9 ppg) and K.D. Johnson (12.8 ppg). No other team in the SEC has more than two players averaging at least 13.0 ppg in SEC play.

» The last time AU had four players average in double figures in SEC play was the 2008-09 season (DeWayne Reed, 13.6 ppg; Korvotney Barber, 12.8 ppg; Tay Waller, 12.1 ppg; Rasheem Barrett, 11.9 ppg).

KARL MALONE FINALIST

» Auburn freshman forward Jabari Smith was named one of 10 watch list candidates for the 2022 Karl Malone Power Forward of the Year Award as announced by the Naismith Memorial Basketball Hall of Fame on Feb. 3.

» Smith is currently the Tigers' leading scorer averaging 15.2 points with 6.8 rebounds per game. He is also shooting 42.8 percent from the floor and 39.7 percent from beyond the 3-point arc this season. Smith has scored in double figures in 21-of-25 games played including four double-double performances and eight 20-point outings.

ABDUL-JABBAR CENTER OF YEAR WATCH LIST

» Auburn sophomore forward/center Walker Kessler (Newnan, Ga.) was named one of 10 watch list members for the 2022 Kareem Abdul-Jabbar Center of the Year Award as announced by the Naismith Memorial Basketball Hall of Fame on Feb. 4.

» Kessler is averaging 11.6 points, 8.5 rebounds and 4.6 blocks per game for the Tigers. His 116 blocks lead the country. He has recorded 10 double-doubles this season including two triple-doubles.

BLOCK PARTY

» Auburn leads the country in blocked shots per game (8.4) and total blocks (211). The Tigers' 211 total blocks are a school single-season record, which was broken on Feb. 8 at Arkansas after just 24 games.

» Sophomore Walker Kessler is first nationally averaging 4.6 blocks and his 116 total blocks is first in the country. Kessler's 116 blocks are the second most in school single-season history, 10 shy of tying the school mark held by Kyle Davis.

» AU has three 14 block games this season, including Saturday against Texas A&M where Kessler had a career-best 12. The Tigers also had 14 blocks in their SEC opener against LSU on Dec. 29 and against Yale on Dec. 4. The 14 block performances are three off from the school single-game record (17 vs. Nicholls State in 2011 – SEC record is 18).

» The Tigers' 8.4 blocks per game average is on pace to be the second best in SEC history (8.6, Kentucky, 2012) and is 25 shy of cracking into the league's single-season Top 10 total list.

Auburn Single Season Blocked Shots

1. 2021-22	211
2. 2018-19	190
3. 2017-18	180
4. 2002-03	178
5. 2020-21	163
6. 2016-17	162
7. 2000-01	155
8. 2001-02	152
1997-98	152
10. 2019-20	151

Individual Single Season Blocked Shots

1. Kyle Davis (2002-03)	126
2. Walker Kessler (2021-22)	116
3. Kyle Davis (2000-01)	84
4. Kyle Davis (2001-02)	78
Mamadou N'diaye (1998-99)	77
6. Mamadou N'diaye (1997-98)	73
Anfernee McLemore (2017-18)	73
8. Kyle Davis (2003-04)	72
9. Kenny Gabriel (2011-12)	71
10. Mamadou N'diaye (1999-00)	66

NO. 1 IN THE AP POLL

» Auburn move up to No. 1 in The Associated Press Top 25 Poll on January 24th for the first time in program history and held that spot for three consecutive weeks. On Jan. 31, the Tigers were tied for first with Gonzaga atop the USA Today Coaches' Poll, also a program first. Auburn is one of only eight SEC schools (Alabama, Arkansas, Florida, Kentucky, Missouri, South Carolina and Tennessee) all-time to ever achieve a AP No. 1 national ranking.

» Coach Pearl is one of only three known head coaches to ever lead a school to a No. 1 national ranking next to Frank McGuire (St. John's, North Carolina, South Carolina) and John Calipari (UMass, Memphis, Kentucky). He is the first to lead two SEC schools to the program's first-ever No. 1 national ranking.

AUBURN'S CONSISTENT RISE IN THE TOP 10

» Auburn has been ranked in the Top 10 in four of the last five years under Head Coach Bruce Pearl. The Tigers were previously ranked in the Top 10 seven times during the 1958-59 (2nd), 1960-61 (9th), 1962-63 (9th), 1985-86 (10th), 1986-87 (5th), 1998-99 (2nd) and 1999-00 (2nd) campaigns. Below are the highest national rankings achieved by the program in the Pearl Era. He has led three teams to a No. 1 national ranking – Southern Indiana (1997), Tennessee (2008) and now Auburn.

- 2017-18: 8th
- 2018-19: 7th
- 2019-20: 4th
- 2021-22: 1st

CONTRACT EXTENSION FOR BP

» On January 29, Auburn Director of Athletics Allen Green announced that Auburn and Coach Pearl agreed to a new eight-year contract that runs through 2030. The contract will pay Pearl \$5.4 million annually with a \$250,000 annual escalator.

ROAD WARRIORS

» Prior to losing in overtime at Arkansas on Feb. 8, Auburn had a perfect 7-0 mark in true road games, including a 5-0 road record in SEC play.

» Auburn is 7-1 (.875) in true road games while the rest of the SEC is 30-58 (.341). In SEC games, the Tigers are 5-1 (.833) vs. 25-45 (.357) mark by the other 13 schools. The Tigers are the only SEC school with one loss in true road games this season.

» Equally impressive is that four of those seven wins have seen the Tigers overcome a 10 or more point deficit, including Jan. 25 at Missouri (10).

SAME HOME, NEW NAME: NEVILLE ARENA

» Auburn Arena will soon have a new name: Neville Arena in recognition of the single largest gift in Auburn Athletics history from Bill and Connie Neville. A dedication marking the official name change will take place March 4 at the venue, with an on-court recognition March 5. Bill and Connie are members of the Pat Dye Society, Tigers Unlimited's highest level of giving.

ROAD WIN STREAK #2 IN SCHOOL HISTORY

» The Tigers' seven-game road win streak to start the season was the second longest in school history. Auburn won eight consecutive away from home during a two-season span during the 1957-58 and 1958-59 seasons. The Tigers' streak was snapped on Feb. 8 in a 80-76 overtime loss at Arkansas.

40 IN A ROW

» Auburn has won 40 consecutive non-conference games at Auburn Arena. Its last non-conference home loss was Jan. 20, 2016 vs. Oklahoma State (63-74). Bruce Pearl is 50-3 at Auburn in non-conference home games.

SCORING IN BUNCHES

» Auburn's streak of 80 or more points in six straight SEC games (81.7 ppg) was snapped at Missouri on Jan. 25. The six-game streak marked the first time it has accomplished the feat since the 1977-78 season when it scored 80 or more during a eight-game stretch (89.5 ppg) from Feb. 6-March 6 (4-4 record).

» The Tigers have scored 80 or more points in seven of 11 SEC games in 2022.

GAMEDAY VISITS THE PLAINS

» For the second time in program history, ESPN's College GameDay came to Auburn on Saturday, Feb. 12. The one-hour show hosted by Rece Davis, along with analysts Jay Bilas, LaPhonso Ellis and Seth Greenberg, was live ahead of the No. 1-ranked Tigers' SEC matchup with Texas A&M at Auburn Arena. The Tigers previously hosted the CGD crew ahead of their game against Kentucky on Feb. 1, 2020.

HONORING COACH SONNY SMITH

» Sonny Smith, the first coach to lead the Auburn men's basketball program to the NCAA Tournament was honored with a banner unveiling in Auburn Arena on January 29.

» Smith served as Auburn's head coach from 1978-89, compiling a record of 173-154, guiding the Tigers to five consecutive NCAA Tournament appearances from 1984-88. He currently provides color commentary for Auburn men's basketball on the Auburn Sports Network, a role he has held since 2012.

» He directed Auburn to its first-ever NCAA Tournament in 1984 and to its first-ever SEC Tournament title in 1985. He led Auburn to its first-ever Sweet 16 appearance in 1985 and a year later to its first-ever Elite Eight appearance. Smith was named SEC Coach of the Year in 1984 and 1988 and was the NABC District Coach of the Year in 1984. Smith was inducted into the Alabama Sports Hall of Fame in 2007 and the Tennessee Sports Hall of Fame in 2020.

FATHER-SON COACHING DUOS

» The Pearls are one of eight father-son duos coaching in college basketball this season.

Auburn – Bruce & Steve Pearl

Bellarmino – Scott & Doug Davenport
 CSU Bakersfield – Rod & Brandon Barnes
 CSUN – Trent & Terry Johnson
 Davidson – Bob & Matt McKillop
 Detroit Mercy – Mike Davis & Mike Davis Jr.
 High Point – Tubby & G.G. Smith
 Houston – Kelvin & Kellen Sampson

A PEARL FOR A PEARL

» A rarity, the North Alabama game was the fourth known time a son took over the head coaching reins for his father during the same season in the NCAA Division I coaching ranks:

UNLV – Charlie & Jay Spoonhour
 (2003-04 Season – 10 Games)
 Oklahoma State – Eddie & Sean Sutton
 (2005-06 Season – 9 Games)

Texas Tech – Bob & Pat Knight
 (2007-08 Season – 11 Games)
 Auburn – Bruce & Steven Pearl
 (2021-22 Season – One Game)

PEARL RISING IN SEC RECORD BOOK

» Through his tenures as head coach at two SEC schools - Auburn and Tennessee - Bruce Pearl is among the Top 15 coaches in conference history in terms of wins at SEC schools only and SEC regular season wins. Below is where he stands in the SEC coaching ranks all-time:

By Victories (SEC Schools Only)

8.	Tubby Smith	UGA/UK	308
9.	Joe B. Hall	UK	297
	Hugh Durham	UGA	297
11.	Rick Stansbury	MSU	293
12.	Bruce Pearl ##	AU/UT	292
13.	Ray Mears	UT	278
	Roy Skinner	VU	278
15.	Wimp Sanderson	UA	265
	John Mauer	UK/UT/UF	265

SEC Regular Season Games

12.	Kevin Stallings	VU	138
13.	Wimp Sanderson	UA	132
14.	Bruce Pearl ##	AU/UT	127
15.	Norm Sloan	UF	126
16.	Joel Eaves	AU	124
17.	Rick Stansbury	MS	122

Record does not include results that were vacated by the NCAA Committee on Infractions.

ON TO THE LEAGUE

» Auburn lost four of its top six scorers from last year, including NBA Draft picks in guard Sharife Cooper (20.2 ppg, 8.0 apg) and forward JT Thor (9.4 ppg, 5.0 rpg). Thor was a first-round pick of the Charlotte Hornets, while Cooper was a second rounder to the Atlanta Hawks.

» Auburn's 4 NBA Draft picks in last three years is tied for seventh most nationally and third in the Southeastern Conference.

» The four draft picks in last three years are the most for Auburn in the modern draft era (Chuma Okeke, Isaac Okoro, JT Thor, Sharife Cooper).

AUBURN AS A RANKED TEAM

» Auburn entered the 2021-22 season ranked No. 22 in the preseason Associated Press Top 25 poll, marking the seventh time in school history it has appeared in the preseason poll. It is the third time in the Pearl Era, all in the last four years, that the Tigers have been ranked to begin the season.

» Under Bruce Pearl, the Tigers are 81-22 when ranked, including a 23-2 mark in 2021-22.

AUBURN VS. TOP-25 OPPONENTS

» Auburn is 75-218 against teams from the AP Top 25 all-time, including a 3-1 mark in 2021-22. Three years ago, the Tigers set a program record by defeating six top-25 teams, including five in a row from the SEC Tournament title to a trip to the Final Four.

FLANIGAN RETURNS TO LINEUP

» Auburn junior guard Allen Flanigan, the SEC's fourth leading returning scorer, had a successful procedure in early September to repair his right Achilles after suffering a non-basketball related trauma. He made a return to the lineup versus Murray State on Dec. 22 and started against No. 16 LSU on Dec. 29.

» He and his father, Wes, an alum and assistant coach for the Tigers, are one of 24 known father-son coach-player combos currently in NCAA Division I. The list also includes Dan and Andrew Hurley (UConn), Mike and Antoine Davis (Detroit Mercy), Penny and Jayden Hardaway (Memphis), Juwan and Jace Howard (Michigan), Tom and Steven Izzo (Michigan State) and Frank and Brandon Martin (South Carolina) to name a few notable father-sons.

PRESEASON HONORS AND WATCH LIST

» A pair of Tigers appear on some of the nation's top watch lists. Freshman Jabari Smith is a member of the John Wooden Preseason Top 50 Watch List which identifies 50 players for national player of the year and all-America honors. Smith also is on the Karl Malone Award Watch List which is presented each year to the country's top power forward. Sophomore center Walker Kessler is on the Kareem Abdul-Jabbar Award Watch List, given annually to the nation's top center.

» Allen Flanigan was named to the Coaches' Preseason All-SEC first team while Jabari Smith was named to the second team. Smith, the highest rated player ever signed at Auburn, was the only freshman to be voted on either team.

NABC TABS TIGERS FOR ACADEMICS

» The 2020-21 Auburn men's basketball team was named a recipient of the National Association of Basketball Coaches (NABC) Team Academic Excellence Award. The award, created by the NABC Committee on Academics, recognizes outstanding academic achievement by a team with a cumulative grade point average (GPA) of 3.0 or better. The Tigers earned the award for the first time since its inception in 2013 and were one of only two Southeastern Conference teams to garner recognition, in addition to Tennessee.

SEC IN STRETCH

» Babatunde "Stretch" Akingbola represented Auburn at this year's Southeastern Conference Basketball Leadership Council that was held in September. The council consisted of one male representative and one female representative from each of the SEC's 14 institutions. The goal of the leadership council is for student-athletes to serve as a conduit of communication from their teams to the conference office on issues related to student-athlete experience, student-athlete wellness, and to provide feedback on proposed rules governing the SEC and NCAA.

STAT RANKINGS (THRU GAMES OF FEB. 13)

	Value	SEC	NCAA
Winning Pct.	.923	1st	2nd
Scoring Offense	80.0	3rd	17th
Scoring Defense	66.6	7th	113th
Scoring Margin	+13.4	2nd	10th
Field Goal Pct.	.447	4th	144th
Field Goal Pct. Def.	.382	2nd	13th
3-pt. FG Per Game	8.0	4th	124th
3-pt. FG Pct.	.313	10th	293rd
Free Throw Pct.	.727	3rd	130th
Free Throw Made	362	5th	40th
Free Throws Att.	498	8th	46th
Rebounds	40.96	2nd	10th
Rebound Margin	+5.1	3rd	47th
Off. Rebounds	13.0	3rd	15th
Def. Rebounds	27.9	2nd	31st
Assists	14.5	4th	83rd
Assist/Turnover	1.24	3rd	60th
Turnover Margin	+3.2	3rd	34th
Turnovers Forced	14.9	7th	58th
Blocks	8.4	1st	1st
Steals	8.8	4th	25th

INDIVIDUAL

Assist-to-Turnover Ratio

Wendell Green Jr. 2.1 4th 74th

Assist Per Game

Wendell Green Jr. 4.9 3rd 41st

Blocks Per Game

Walker Kessler 4.6 1st 1st
Dylan Cardwell 1.4 4th 87th

Defensive Rebounds Per Game

Jabari Smith 6.1 3rd 49th

Double Doubles

Walker Kessler 10 2nd 21st

Free Throws Attempts

K.D. Johnson 118 4th 80th

Offensive Rebounds Per Game

Walker Kessler 2.9 3rd 55th

Rebounds Per Game

Walker Kessler 8.5 4th 55th

Steals Per Game

K.D. Johnson 2.1 4th 33rd

Total Assists

Wendell Green Jr. 123 3rd 30th

Total Blocks

Walker Kessler 116 1st 1st
Dylan Cardwell 36 4th 75th

Total Rebounds

Walker Kessler 212 3rd 39th

Total Steals

K.D. Johnson 52 4th 21st

Triple Doubles

Walker Kessler 2 1st 1st

CURRENT STREAKS

Overall	Won 1
vs. Unranked	Won 1
vs. Ranked	Won 3
Home	Won 13
vs. SEC	Won 6
vs. Non-SEC	Won 7
vs. Ranked	Won 2
vs. Unranked	Won 10
Road	Lost 1
vs. SEC	Lost 1
vs. Non-SEC	Won 2
vs. Ranked	Won 1
vs. Unranked	Won 4
Neutral	Won 3
vs. Ranked	Lost 1
vs. Unranked	Won 3

CONSECUTIVE GAMES WITH A 3-POINTER

Jabari Smith	20
Allen Flanigan	3
Jaylin Williams	1

CONSECUTIVE GAMES WITH 10+ POINTS

Walker Kessler	9
Allen Flanigan	1
K.D. Johnson	1
Devan Cambridge	1

AUBURN IN THE RANKINGS

Date	AP	Coaches	NET
Preseason	22	22	-
Week 2	21	22	-
Week 3	19	22	-
Week 4	21	20	-
Week 5	18	21	16
Week 6	13	14	11
Week 7	12	12	9
Week 8	11	11	10
Week 9	9	9	6
Week 10	4	4	6
Week 11	2	2	5
Week 12	1	2	5
Week 13	1	T-1	6
Week 14	1	2	7
Week 15	2	2	7

ASSOCIATED PRESS POLL (FEB. 14)

Rank	School	Record	Points
1	Gonzaga (56)	21-2	1496
2	Auburn (4)	23-2	1413
3	Arizona	22-2	1370
4	Kentucky	21-4	1350
5	Purdue	22-4	1163
6	Kansas	20-4	1151
7	Baylor	21-4	1148
8	Providence	21-2	1093
9	Duke	21-4	1073
10	Villanova	19-6	911
11	Texas Tech	19-6	858
12	Illinois	18-6	778
13	UCLA	17-5	711
14	Houston	20-4	700
15	Wisconsin	19-5	631
16	Tennessee	18-6	595
17	USC	21-4	554
18	Ohio State	15-6	503
19	Michigan State	18-6	485
20	Texas	18-7	410
21	Murray State	24-2	290
22	Wyoming	21-3	190
23	Arkansas	19-6	158
24	UConn	17-7	112
25	Alabama	16-9	80

Others receiving votes: Marquette 77, Xavier 51, Colorado State 29, Saint Mary's 22, LSU 18, Iowa 17, Notre Dame 17, SMU 14, Rutgers 10, Virginia 4, Toledo 3, South Dakota State 3, Miami 3, Boise State 3, San Francisco 2, Belmont 2, Vermont 1, Wake Forest 1

USA TODAY COACHES POLL (FEB. 7)

Rank	School	Record	Points
1	Gonzaga (30)	21-2	798
2	Auburn (2)	23-2	734
3	Kentucky	21-4	731
4	Arizona	22-2	725
5	Duke	21-4	631
6	Kansas	20-4	603
7	Purdue	22-4	596
8	Baylor	21-4	583
9	Providence	21-2	577
10	Villanova	19-6	475
11	Texas Tech	19-6	451
12	Illinois	18-6	441
13	Tennessee	18-6	360
14	UCLA	17-5	358
15	Houston	20-4	351
16	Wisconsin	19-5	328
17	USC	21-4	288
18	Ohio State	15-6	278
19	Michigan State	18-6	244
20	Texas	18-7	170
21	Murray State	24-2	105
22	Wyoming	21-3	94
23	Marquette	16-9	87
24	UConn	17-7	68
	Arkansas	19-6	68

Others receiving votes: Alabama 55, Saint Mary's 45, Colorado State 33, Xavier 20, Notre Dame 18, Wake Forest 16, Miami 14, LSU 8, SMU 7, Loyola Chicago 7, Seton Hall 6, Rutgers 6, Boise State 6, Davidson 4, San Francisco 3, Iowa 2, North Carolina 2, Iowa State 2, TCU 1, Missouri State 1

AUBURN'S RECORD

Overall	23-2	149-94
Home	13-0	88-29
Away	7-1	32-52
Neutral	3-1	29-13
Conference	11-1	63-68
Home	6-0	39-26
Away	5-1	24-42
Non-Conference	12-1	86-26
Home	7-0	49-3
Away	2-0	8-9
Neutral	3-1	29-14
Overtime	0-2	11-5
Ranked opponents	3-1	16-21
Unranked opponents	20-1	133-73
Wearing white uniforms	14-1	91-34
Wearing navy uniforms	3-0	37-43
Wearing orange uniforms	6-1	21-17
Leading at half	18-0	112-20
Trailing at half	4-2	33-71
Tied at half	1-0	4-3
Leading with 5:00 remaining in second half	22-0	131-5
Trailing with 5:00 remaining in second half	1-2	15-85
Tied with 5:00 remaining in second half	0-0	3-4
Has more rebounds than opponent	20-1	95-19
Has fewer rebounds than opponent	3-1	53-37
Same rebounds as opponent	0-0	1-8
Commits more turnovers than opponent	6-11	36-60
Causes more turnovers than opponent	16-1	103-37
Same turnovers as opponent	1-0	10-7
Has more FT attempts than opponent	11-1	103-36
Has fewer FT attempts than opponent	12-1	43-56
Same FT attempts as opponent	0-0	3-2
Shoots 40% or better from field	18-1	124-41
Shoots less than 40% from field	5-1	25-53
Opponent shoots 40% or better from field	12-1	95-83
Opponent shoots less than 40% from field	11-1	54-11
Shoots better than opponent	19-1	102-13
Opponent shoots better	4-1	45-80
Same FG percentage	0-0	2-1
Auburn bench outscores opponent's bench	20-0	90-26
Opponent's bench outscores Auburn bench	2-3	56-65
Same points off the bench	0-0	2-4
Auburn scores 100 or more	1-1	9-1
Auburn scores between 90-99	2-0	23-2
Auburn scores between 80-89	10-0	55-16
Auburn scores between 70-79	7-1	45-20
Auburn scores between 60-69	1-0	15-30
Auburn scores less than 60	2-0	2-25
Opponent scores 100 or more	0-1	0-5
Opponent scores between 90-99	0-0	3-16
Opponent scores between 80-89	1-1	19-31
Opponent scores between 70-79	7-0	52-25
Opponent scores between 60-69	7-0	47-13
Opponent scores less than 60	7-0	27-4
On Sunday	0-0	5-2
On Monday	0-0	5-4
On Tuesday	6-1	30-22
On Wednesday	4-1	26-21
On Thursday	1-0	10-2
On Friday	3-0	19-5
On Saturday	9-0	54-38
In November	5-1	34-9
In December	7-0	38-11
In January	8-0	36-28
In February	3-1	23-33
In March	0-0	18-12
In April	0-0	0-1
Five-plus players score in double-figures	4-1	39-9
Four players score in double figures	11-0	54-15
Three players score in double figures	6-1	38-40
Two players score in double figures	2-0	17-22
One player scores in double figures	0-0	1-8

MISCELLANEOUS STATISTICS

Largest margin of victory	31 vs. Nebraska (12/11/21)
Smallest margin of victory	1 at Missouri (1/25/22)
Largest margin of defeat	6 vs. #22 UConn (11/24/21)
Smallest margin of defeat	6 vs. #22 UConn (11/24/21)
Biggest rebound margin	+18 at Arkansas [OT] (2/8/22)
Biggest rebound deficit	-19 at Saint Louis (12/18/21)
Average margin of victory/defeat	+15.2/-5.0
Largest halftime lead	25 (52-27) vs. Georgia (1/19/22)
Largest halftime lead blown	
Largest halftime deficit	-11 vs. #22 UConn (11/24/21)
Largest halftime deficit overcome to win	-7 at USF (11/19/21)
Largest overall lead	34 vs. Yale, 2nd Half (12/4/21)
Largest overall lead blown	5 at Arkansas, 1st Half (2/8/22)
Largest overall deficit	-15 at USF, 1st Half (11/19/21)
	-15 vs. #22 UConn, 1st Half (11/24/21)
Largest deficit overcome to win	-15 at USF, 1st Half (11/19/21)

TEAM EXTREMES

Most points scored	109 vs. #22 UConn [2OT] (11/24/21)
Fewest points scored	55 at Missouri (1/25/22)
Most rebounds	60 at Arkansas [OT] (2/8/22)
Fewest rebounds	27, 3x most recent vs. #12 Kentucky (1/22/22)
Most assists	26 vs. Nebraska (12/11/21)
Fewest assists	8 at Arkansas [OT] (2/8/22), at Missouri (1/25/22)
Most turnovers	19 at Arkansas [OT] (2/8/22)
Fewest turnovers	6 vs. Morehead State (11/9/21), at Ole Miss (1/15/22)
Most steals	16 vs. Nebraska (12/11/21)
Fewest steals	2 vs. #12 Kentucky (1/22/22)
Most blocks	14 3x most recent vs. Texas A&M (2/12/22)
Fewest blocks	3 vs. Nebraska (12/11/21)
Best shooting percentage	.568 (25-44) vs. #12 Kentucky (1/22/22)
Worst shooting percentage	.300 (21-70) at Missouri (1/25/22)
Best 3-pt. percentage	.452 (14-31) vs. Nebraska (12/11/21)
Worst 3-pt. percentage	.120 (3-25) vs. Texas A&M (2/12/22)
Best FT percentage	.875 (14-16) at Ole Miss (1/15/22)
Worst FT percentage	.471 (8-17) at Arkansas [OT] (2/8/22)
Most points (1st half)	52 vs. Georgia (1/19/22)
Fewest points (1st half)	25 at Arkansas (2/8/22)
Most points (2nd half)	56 vs. ULM (11/12/21)
Fewest points (2nd half)	24 at Missouri (1/25/22)
Most points (OT)	14 vs. #22 UConn (2OT) (11/24/21)
Fewest points (OT)	10 at Arkansas [OT] (2/8/22)

STARTING LINEUPS

Record when starting lineup is:

J. Smith, Kessler, Green Jr., Jasper, Cambridge	3-0
J. Smith, Kessler, K. Johnson, Jasper, Cambridge	10-1
J. Smith, Kessler, K. Johnson, Jasper, Flanigan	9-0
J. Smith, Kessler, K. Johnson, Green Jr., Flanigan	1-1

Record when starts (Career):

Devan Cambridge	13-1 (21-11)
Allen Flanigan	10-1 (24-17)
Wendell Green Jr.	4-1 (25-8)
Zep Jasper	22-1 (60-26)
Walker Kessler	23-2 (23-2)
Jabari Smith	23-2 (23-2)
K.D. Johnson	20-2 (20-2)
Jaylin Williams	0-0 (13-14)

AUBURN INDIVIDUAL GAME HIGHS

Points _____ 27, K.D. Johnson vs. UConn (11/24/21)
 Field Goals Made _____ 9, Wendell Green Jr. at Arkansas [OT] (2/8/22)
 _____ 9, Walker Kessler vs. Oklahoma (1/29/22)
 _____ 9, Walker Kessler at Ole Miss (1/15/22)
 Field Goal Att. _____ 22, K.D. Johnson at Georgia (2/5/22)
 FG Pct. _____ 1.000 (5-5), Walker Kessler at South Carolina (1/4/22)
 3-Point FG Made _____ 4, four players
 3-Point FG Att _____ 10, Wendell Green Jr. at #24 Alabama (1/11/22)
 3-Pt FG Pct. _____ .800 (4-5) K.D. Johnson vs. ULM (11/12/21)
 Free Throws Made _____ 12, Jabari Smith vs. UConn (11/24/21)
 Free Throw Att. _____ 16, K.D. Johnson vs. UConn (11/24/21)
 FT Pct. _____ 1.000 (12-12), Jabari Smith vs. UConn (11/24/21)
 Rebounds _____ 19, Walker Kessler at Arkansas [OT] (2/8/22)
 Offensive Rebounds _____ 9, Devan Cambridge at Missouri (1/25/22)
 Assists _____ 11, Wendell Green Jr. vs. Georgia (1/19/22)
 Steals _____ 5, four players
 Blocked Shots _____ 12, Walker Kessler vs. Texas A&M (2/12/22)
 Turnovers _____ 7, Wendell Green Jr. at Arkansas [OT] (2/8/22)
 Minutes _____ 39, Jabari Smith vs. UConn (11/24/21)
 _____ 39, Zep Jasper vs. UConn (11/24/21)
 +/- _____ 29, Zep Jasper vs. ULM (11/12/21)
 _____ 29, Wendell Green Jr. vs. North Alabama (12/14/21)

OPPONENT INDIVIDUAL GAME HIGHS

Points _____ 30, Adama Sanogo vs. UConn (11/24/21)
 Field Goals Made _____ 12, Adama Sanogo vs. UConn (11/24/21)
 Field Goal Att. _____ 25, Adama Sanogo vs. UConn (11/24/21)
 FG Pct. _____ 1.000 (5-5), Wildens Leveque at South Carolina (1/4/22)
 3-Point FG Made _____ 6, Tyler Polley vs. UConn (11/24/21)
 3-Point FG Att. _____ 12, Darius Days vs. LSU (12/29/21)
 3-Pt FG Pct. _____ 1.000 (3-3), Jordan Hawkins vs. UConn (11/24/21)
 Free Throws Made _____ 9, Buddy Boeheim vs. Syracuse (11/26/21)
 Free Throw Att. _____ 11, Colin Castleton vs. Florida (1/8/22)
 FT Pct. _____ 1.000 (9-9), Buddy Boeheim vs. Syracuse (11/26/21)
 Rebounds _____ 12, Yuri Collins at Saint Louis (12/18/21)
 Assists _____ 9, Aaron Cook at Georgia (2/5/22)
 _____ 9, Tyree Appleby vs. Florida (1/8/22)
 Steals _____ 5, Darius Perry vs. UCF (12/1/21)
 Blocked Shots _____ 4, Isaiah Whaley vs. UConn (11/24/21)
 Turnovers _____ 8, Adama Sanogo vs. UConn (11/24/21)
 _____ 8, Darius Perry vs. UCF (12/1/21)
 Fouls _____ 5, 11 players
 Minutes _____ 47, RJ Cole vs. UConn (11/24/21)

THE LAST TIME - TEAM

Defeated a ranked team at home _____ vs. #12 Kentucky (1/22/22)
 Defeated a ranked team on the road _____ at #24 Alabama (1/11/22)
 Defeated a ranked team at a neutral site _____ vs. #7 Kentucky (3/31/19)
 Defeated a top-10 team at home _____ vs. #5 Tennessee (3/9/19)
 Defeated a top-10 team on the road _____ at #8 Arkansas (1/23/93)
 Defeated a top-10 team at a neutral site _____ vs. #7 Kentucky (3/31/19)
 Won in overtime _____ vs. Saint Joseph's, 96-91 (OT) (11/26/20)
 Lost in overtime _____ at Arkansas, 76-80 [OT] (2/8/22)
 Won in double overtime _____ at Ole Miss, 83-82 (2OT) (1/28/20)
 Lost in double overtime _____ vs. #22 UConn, 115-109 (2OT) (11/24/21)
 Played back-to-back overtime games _____ at Arkansas, W 79-76 (OT) (2/5/20)
 _____ vs. LSU, W 91-90 (OT) (2/8/20)
 _____ vs. Alabama, W 95-91 (OT) (2/12/20)
 Played in three straight overtime games _____ at Arkansas, W 79-76 (OT) (2/5/20)
 _____ vs. LSU, W 91-90 (OT) (2/8/20)
 _____ vs. Alabama, W 95-91 (OT) (2/12/20)
 Played at least three overtimes _____ vs. Georgia (SECT) (4OT) (3/1/79)
 Shot 70% for a half _____ 75.0% (18-24) vs. Troy (1st) (12/19/20)
 Shot 70% for a half (SEC) _____ 72.7% (16-22) at Ole Miss (2/22/03)
 Shot 60% for a game _____ 61.8% (42-68) vs. Winthrop (11/24/17)
 Shot 60% for a game (SEC) _____ 61.1% (33-54) at Arkansas (2/17/16)
 Shot less than 30% for game _____ 25.8% (17-66) vs. Clemson (3/18/18)
 Shot 100% from the FT line _____ 100% (6-6) vs. Long Beach State (12/23/11)
 Shot 60% from 3-point line _____ 65.4% (17-26) vs. Vanderbilt (2/3/18)
 Shot less than 30% in half _____ 26.5% (9-34) at Arkansas (1st) (2/8/22)
 Shot less than 20% in half _____ 18.2% (6-33) vs. Clemson (1st) (3/18/18)
 Shot less than 10% in a half _____ 8.3% (2-24) vs. LSU (1st) (1/8/11)
 Attempted 50 free throws _____ 52 vs. Vanderbilt (2/6/54)
 Attempted 40 free throws _____ 41 vs. #22 UConn (11/24/21)
 Attempted 30 free throws in half _____ 30 vs. #12 Missouri (2nd) (1/26/21)
 Made 30 free throws _____ 33 vs. #22 UConn (11/24/21)
 Made 30 free throws (SEC) _____ 31 vs. Alabama (2/1/22)
 Made at least 10 3-point field goals _____ 10 vs. Georgia (1/19/22)
 Made at least 15 3-point field goals _____ 15 vs. Arkansas (12/30/20)
 Failed to make 3-point field goal _____ vs. Kentucky (0-15) (1/19/13)
 Had at least 60 rebounds _____ 60 at Arkansas [OT] (2/8/22)
 Had at least 50 rebounds _____ 52 vs. Texas A&M (2/12/22)
 Had less than 20 rebounds _____ 17 vs. Florida (3/16/19)
 Had at least 25 assists _____ 26 vs. Nebraska (12/11/21)
 Had at least 20 assists _____ 20 vs. Georgia (1/19/22)
 Had at least 15 steals _____ 16 vs. Nebraska (12/11/21)
 Had at least 10 blocks _____ 10 vs. Alabama (2/1/22)
 Had at least 15 blocks _____ 17 vs. Nicholls State (11/25/11)
 Had at least 25 lead changes _____ 27 at Arkansas (1/16/13)
 Scored 50 points in a half _____ 51 vs. Alabama (1st) (2/1/22)
 Scored 50 points in a half (SEC) _____ 51 vs. Alabama (1st) (2/1/22)
 Scored 60 points in a half _____ 66 vs. CSUN (1st) (11/15/19)
 Scored 60 points in a half (SEC) _____ 64 at Tennessee (2nd) (2/15/06)
 Scored 70 points in a half _____ 72 vs. Northwestern State (2nd) (11/27/15)
 Scored 100 points _____ 100 vs. Alabama (2/1/22)
 Scored 100 points (SEC) _____ 100 vs. Alabama (2/1/22)
 Scored under 20 points in 1st half _____ 19 vs. Clemson (3/18/18)
 Scored under 20 points in 2nd half _____ 14 vs. Tulsa (11/24/14)
 Scored under 10 points in a half _____ 6 vs. LSU (1st) (1/8/11)
 Scored 35 or under points in a game _____ 35 vs. Tulsa (11/24/14)
 Scored under 50 points in game _____ 45 at Tennessee (2/9/16)
 Scored under 50 points in game (SEC) _____ 45 at Tennessee (2/9/16)

THE LAST TIME - INDIVIDUAL

Scored at least 30 points	Samir Doughty (32) at Tennessee (3/7/20)
Scored at least 35 points	Toney Douglas (38) vs. Nicholls State (11/24/04)
Scored at least 40 points	Wesley Person (44) vs. UAB (12/16/93)
Had two players with at least 20 points	Jabari Smith (23), Walker Kessler (21) vs. Oklahoma (1/29/22)
Had three players with at least 20 points	Samir Doughty (26), J'Von McCormick (23), Devan Cambridge (21) vs. LSU (2/8/20)
Had two players with 25 points	Bryce Brown (26), Jared Harper (25) vs. Xavier (OT) (11/19/18)
Had two players with 25 points (SEC)	Chris Denson (30), KT Harrell (26) vs. Mississippi State (2/14/14)
Scored 20 points in a half	Sharife Cooper (21, 2nd) vs. #12 Missouri (1/26/21)
Scored 20 points in 1st half	Bryce Brown (20) at Texas A&M (1/16/19)
Scored 20 points in 2nd half	Sharife Cooper (21) vs. #12 Missouri (1/26/21)
Scored 25 points in a half	Bryce Brown (25, 2nd) vs. Kentucky (1/19/19)
A player had back-to-back 20-point games	Jabari Smith (20) vs. UCF (12/1/21); (22) vs. Syracuse (11/26/21)
A player had back-to-back 20-point SEC games	Sharife Cooper (26) vs. Alabama (1/9/21); (28) at Georgia (1/13/21)
A player had back-to-back 25-point SEC games	Sharife Cooper (26) vs. Alabama (1/9/21); (28) at Georgia (1/13/21)
A player had three straight 25-point SEC games	Chris Denson (29) at LSU (2/8/14); (26) vs. Kentucky (2/12/14); (30) vs. Mississippi State (2/15/14)
A player had four straight 25-point SEC games	Chris Denson (25) at South Carolina (2/5/14); (29) at LSU (2/8/14); (26) vs. Kentucky (2/12/14); (30) vs. Mississippi State (2/15/14)
A player had five straight 25-point SEC games	Keenan Carpenter (44) vs. LSU (1/8/89); (28) vs. Mississippi State (2/11/89); (33) at Florida (2/15/89); (32) at Ole Miss (2/18/89); (29) vs. Kentucky (2/20/89)
A player had back-to-back 20-point games off the bench	Jamal Johnson (21) at Arkansas (12/30/20); (20) at Texas A&M (1/2/21)
Zero players scored in double figures	at Vanderbilt (1/7/12)
Only one player scored in double figures	Jamal Johnson (18) at UCF (11/30/20)
Five players scored in double figures	Wendell Green Jr. (23), Jabari Smith (17), Walker Kessler (14), K.D. Johnson (13), Allen Flanigan (10) vs. Alabama (2/1/22)
Five players scored in double figures (SEC)	Wendell Green Jr. (23), Jabari Smith (17), Walker Kessler (14), K.D. Johnson (13), Allen Flanigan (10) vs. Alabama (2/1/22)
All five starters scored in double figures	Allen Flanigan (23), Devan Cambridge (15), Jamal Johnson (14), Jaylin Williams (13), JT Thor (10) vs. Tennessee (2/27/21)
Six players scored in double figures	J. Smith (12), W. Kessler (15), K.D. Johnson (12), A. Flanigan (10), W. Green Jr. (12), J. Williams (13) vs. Georgia (1/19/22)
Six players scored in double figures (SEC)	J. Smith (12), W. Kessler (15), K.D. Johnson (12), A. Flanigan (10), W. Green Jr. (12), J. Williams (13) vs. Georgia (1/19/22)
Had at least 15 rebounds	Walker Kessler (19) at Arkansas [OT] (2/8/22)
Had at least 15 rebounds (SEC)	Walker Kessler (19) at Arkansas [OT] (2/8/22)
Had at least 20 rebounds	Kelvin Ardister (20) vs. Tennessee (1/4/89)
Had at least 25 rebounds	Rex Frederick (25) at Ole Miss (1/6/58)
Had at least 20 pts & 20 reb	Kelvin Ardister (22 pts, 20 reb) vs. Tennessee (1/4/89)
Had two players with at least 10 rebounds	Walker Kessler (11), Jaylin Williams (11) vs. Texas A&M (2/12/22)
Had at least three players with 10 rebounds	Korvotney Barber (13), Quantez Robertson (10), Lucas Hargrove (10) at Virginia (12/20/08)
Had a double-double	Walker Kessler (14 points, 12 rebounds) vs. Alabama (2/1/22)
Had two straight double-doubles	Walker Kessler (16 pts, 19 rebs) at Arkansas (2/8/22), (12 pts, 11 rebs, 12 blks) vs. Texas A&M (2/12/22)
Had three straight double-doubles	Austin Wiley (10 pts, 13 reb) vs. LSU (2/8/20); (18 pts, 17 reb) vs. Alabama (2/12/20); (22 pts, 10 reb) at Missouri (2/15/20)
Had four straight double-doubles	Cinmeon Bowers (19 pts, 19 reb) vs. Middle Tennessee (12/12/15); (13 pts, 12 reb) vs. Mercer (12/15/15); (12 pts, 11 reb) at Xavier (12/19/15); (12 pts, 12 reb) vs. New Mexico (12/22/15)
Had five straight double-doubles	Jeff Moore (26 pts, 11 reb) vs. Ole Miss (3/2/88); (20 pts, 11 reb) at LSU (3/5/88); (22 pts, 11 reb) vs. Georgia (3/11/88); (13 pts, 13 reb) vs. Bradley (3/17/88); (22 pts, 11 reb) vs. Oklahoma (3/19/88)
Had two players with a double-double	Jabari Smith (12 pts, 10 rebs) and Wendell Green Jr. (13 pts, 10 rebs) vs. Murray State (12/22/21)
Had a double-double with points and assists	Wendell Green Jr. (12 pts, 11 ast) vs. Georgia (1/19/22)
Had a triple-double	Walker Kessler (12 pts, 11 rebs, 12 blks) vs. Texas A&M (2/12/22)
Had 10 assists	Wendell Green Jr. (11) vs. Georgia (1/19/22)
Had 15 assists	J'Von McCormick (16) vs. CSUN (11/15/19)
Had two players with at least five blocks	Devan Cambridge (5) and Jaylin Williams (5) at Georgia (1/13/21)
Had 10 blocks	Walker Kessler (11) vs. LSU (12/29/21)
Had five steals	Zep Jasper (5), Walker Kessler (5) vs. Nebraska (12/11/21)
Had five steals (SEC)	J'Von McCormick (5) vs. Tennessee (2/22/20)
Made 25 straight free throws	Daniel Purifoy (27) (11/23/16-12/18/16)
Hit buzzer-beater shot to win a game	T.J. Dunans vs. Mercer (3-pt FG, 76-74) (12/18/16)
Played more than 40 minutes	Samir Doughty (41) vs. Alabama (OT) (2/12/20)

0

K.D. JOHNSON

6-0 • 204
Sophomore • Guard
Atlanta, Ga.
Hargrave Military



2021-22 (Sophomore): Second on team averaging 13.0 ppg while leading team in steals (52, 2.1 spg) ... Fourth in SEC in steals (2.1 spg) and tied for 14th in scoring (13.0 ppg) ... 22 consecutive starts ... 19 double-digit games ... eight consecutive (15.6 ppg) double-digit game streak snapped at Arkansas game (2/8) ... Scored Auburn's last five points including go-ahead bucket in 55-54 win at Missouri ... Career-high 27 points against UConn while making first career start ... Emotional leader of team ... Team-high 20 points at Georgia on Feb. 5 for third 20-point game of season.

2020-21 (Freshman, Georgia): Averaged 13.5 points, 2.8 rebounds, 1.9 steals and 1.2 assists per game while playing 22.5 minutes per contest in 16 games as a freshman at Georgia ... shot 42 percent from the floor, including 39 percent from downtown, and scored in double figures 12 times, including a team-best four 20-point outings in 2020-21 ... made his collegiate debut against Auburn on Jan. 13 and poured in 21 points, seven rebounds, four steals, two assists and two blocks in 29 minutes of action ... the 21 points were the third-most ever by a UGA freshman in his debut trailing only Dominique Wilkins (26) and Anthony Edwards (24) ... named the Southeastern Conference Freshman of the Week on Jan. 18 following a 14-point game at Ole Miss, which saw him go 4-of-5 from behind the arc ... posted career-high outputs in back-to-back road games vs. ranked teams, pouring in 22 points at No. 16 Tennessee and 24 points at No. 11 Alabama.

HIGH SCHOOL AND PERSONAL: Consensus top-100 player by 247 Sports, ESPN and Rivals ... labeled as a four-star by all major recruiting outlets ... ranked as high as 73rd nationally by ESPN ... averaged 26.2 points, 7.4 assists, 4.7 rebounds and 3.1 steals per game in one season at Hargrave Military Academy (Va.) ... helped the Tigers reach the Final Four of the National Prep Tournament ... played for three seasons at Southwest DeKalb High School (Ga.) where he was twice tabbed all-state for Class 5A by the Atlanta Journal Constitution ... selected as the Class 5A Player of the Year as a junior in 2019 ... amassed 1,302 points, 375 rebounds, 318 assists and 272 steals while shooting 47 percent from the floor while playing for the Panthers ... also posted 62 double-figure scoring outputs, 24 20-point outings, six 30-point outbursts and one 40-point showing in 84 games ... son of Jada Johnson.

2021-22 JOHNSON GAME-BY-GAME

Opp.	GS	Min.	FG-A	3FG-A	FT-A	O-D-T	PF	A	TO	BLK	STL	PTS
Morehead State	25	5-14	2-7	0-0	1-3-4	1	0	0	0	2	12	
ULM	22	4-7	4-5	6-8	0-1-1	4	3	1	0	2	18	
at USF	22	4-9	2-5	5-8	0-2-2	4	1	1	0	2	15	
vs. UConn	* 37	7-16	2-4	11-16	0-0-0	4	1	1	0	5	27	
vs. Loyola Chicago	* 25	1-6	1-4	4-4	1-1-2	2	1	2	0	4	7	
vs. Syracuse	* 28	6-14	1-5	2-2	0-3-3	1	1	2	0	5	15	
UCF	* 29	3-11	1-6	4-5	0-2-2	3	2	0	0	1	11	
Yale	* 21	7-12	3-7	2-2	0-2-2	3	0	0	0	1	19	
vs. Nebraska	* 23	6-16	0-5	0-1	1-2-3	4	1	2	0	0	12	
North Alabama	* 20	2-9	0-4	0-1	0-4-4	4	1	3	0	0	4	
at Saint Louis	* 28	3-10	1-4	4-8	0-0-0	1	3	3	0	2	11	
Murray State	* 25	3-6	1-2	0-0	2-2-4	2	1	4	0	0	7	
LSU	* 24	2-4	1-3	4-6	0-3-3	3	2	2	0	4	9	
at South Carolina	* 21	1-4	0-0	0-0	1-2-3	3	1	3	0	2	2	
Florida	* 28	7-13	3-4	6-8	0-1-1	2	1	0	0	3	23	
at Alabama	* 31	5-12	1-5	2-6	1-7-8	2	3	1	0	3	13	
at Ole Miss	* 26	4-8	3-7	3-4	0-3-3	2	1	3	0	3	14	
Georgia	* 23	4-10	3-8	1-2	2-0-2	3	1	0	0	2	12	
Kentucky	* 33	4-6	3-5	6-7	2-2-4	0	0	1	0	0	17	
at Missouri	* 17	6-13	1-4	4-5	0-2-2	2	1	2	0	3	17	
Oklahoma	* 30	3-9	2-5	5-6	0-0-0	2	2	2	0	1	13	
Alabama	* 33	3-9	1-5	6-8	0-5-5	3	2	0	0	1	14	
at Georgia	* 33	8-22	1-7	3-5	0-4-4	3	0	2	0	2	20	
at Arkansas	* 33	1-7	0-1	0-2	0-2-2	4	1	3	0	2	2	
Texas A&M	* 27	4-11	0-5	3-4	2-2-4	2	3	1	0	2	11	
Vanderbilt												
at Florida												
Ole Miss												
at Tennessee												
at Mississippi State												
South Carolina												

CAREER HIGHS

Points	27 vs. UConn (11/24/21)
Rebounds	8 at Alabama (1/11/22)
Field Goals	9 (twice)
Field Goals Att.	22 at Georgia (2/5/22)
3-Pt. Field Goals	4 (twice)
3-Pt. Field Goals Att.	8 vs. Georgia (1/19/22)
Free Throws	11 vs. UConn (11/24/21)
Free Throws Att.	16 vs. UConn (11/24/21)
Assists	4 vs. LSU (2/23/21)
Steals	5 (twice)
Blocks	2 vs. Auburn (1/13/21)
Minutes	37 vs. UConn (11/24/21)

JOHNSON'S MISCELLANEOUS STATS

	2020-21	2021-22	Career
Games with 10+ Pts	12	19	31
Games with 20+ Pts	4	3	7
Games 5+ 3s	0	0	0
Games with 5+ Reb	3	2	5
Games with 10+ Reb	0	0	0
Games with 5+ Ast	0	0	0
Games with 10+ Ast	0	0	0
Games with 5+ Blk	0	0	0
Games with 5+ Stl	0	2	2
Double-Doubles	0	0	0

SEASON	TEAM	GP-GS	MIN/AVG	FG-FGA	FG%	3FG-3FGA	3FG%	FT-FTA	FT%	OFF	DEF	TOT	AVG	PF-FO	A	TO	BLK	STL	PTS	AVG
2020-21	UGa	16-0	362/22.6	68-161	.422	24-62	.387	56-91	.615	11	33	44	2.8	45-0	19	34	3	29	216	13.5
2021-22	AUB	25-22	680/27.2	103-258	.399	37-117	.316	81-118	.686	13	55	68	2.7	65-0	34	37	0	52	324	13.0
TOTAL FOR AUB		25-22	680/27.2	103-258	.399	37-117	.316	81-118	.686	13	55	68	2.7	65-0	34	37	0	52	324	13.0
TOTAL		41-22	1041/25.4	171-419	.408	61-179	.341	137-209	.656	24	88	112	2.7	110-0	53	71	3	81	540	13.2

1

WENDELL GREEN JR.

5-11 • 175
 Sophomore • Guard
 Detroit, Mich.
 La Lumiere School (Ind.)



2021-22 (Sophomore): Bob Cousy Point Guard of the Year Watch List ... Third on team in scoring, averaging 12.7 points while leading team in assists averaging 4.9 per game ... Tied for third on team in rebounding with 3.8 per contest while being the shortest player on team ... In SEC play, leads Auburn in scoring (14.6 ppg) and assists (5.3 apg) ... Averaged 12.9 ppg while coming off bench during 18-game stretch from Nov. 24-Feb. 1 ... 18 double-digit efforts ... Season-high 11 assists and 12 points against Georgia (1/19) ... In SEC play, second in conference in assists (5.3), second in free throw percentage (.886), third in assist/turnover ratio (2.0) and tenth in scoring (14.6) ... Hit 45 of last 51 free throw attempts (.882) ... Streak of 17-consecutive games with a 3-pointer snapped against Oklahoma ... 23 points, 8 rebounds, 6 assists including 13 points and five boards in the second half against Alabama (2/3) ... Named SEC Player of the Week on Feb. 7 after averaging 21.5 points, 6.5 rebounds and 4.5 assists last week ... Hit game-winning layup with 3 seconds left at Georgia (2/5) in Tigers' 74-72 win ... Career-high 38 minutes in loss at Arkansas (2/8) ... One of three players in SEC to be in top 10 in scoring and assists in conference games only (Pippen Jr./Vanderbilt, Notae/Arkansas).

2020-21 (Freshman, Eastern Kentucky): Averaged 15.8 points, 5.0 assists, 3.4 rebounds and 1.6 steals for the as a freshman at Eastern Kentucky during the 2020-21 season ... also shot 40 percent from the field, including 36 percent from behind the arc, and 77 percent from the charity stripe ... played in all 29 games, earning 25 starts, and led the team with 30.5 minutes per game ... guided the Colonels to a 22-7 record, including 15-5 in Ohio Valley Conference play ... the 15 conference wins were a program record ... tabbed First Team All-Ohio Valley Conference ... led the nation's eighth-best scoring offense at 81.8 points per game ... broke the program's freshman record with 146 assists, which also was the highest mark by any freshman in the country and the 15th-most by any player overall ... was one of only two freshman in the nation to have 400 points and 100 assists, joining Gonzaga's Jalen Suggs ... reached double figures 20 times, including his last five games of the season in which he averaged 24.0 points per contest ... was a five-time honoree as the OVC Freshman of the Week ... was also tabbed to the conference's all-tournament team after averaging 26.0 points, 4.5 assists, 3.0 rebounds and 3.0 steals per game in the postseason tournament.

HIGH SCHOOL AND PERSONAL: Rated as a three-star guard by Rivals ... tabbed as the No. 16 point guard in the 2020 class by 247 Sports ... led La Lumiere School (Ind.) to a 38-1 record and an appearance in the Geico High School National Title Game in 2019 ... before transferring prior to his junior season, averaged 20 points, eight assists and seven rebounds at Detroit Country Day as a sophomore ... son of Wendell Green Sr. and Rhonda Dalton-Green.

2021-22 GREEN JR. GAME-BY-GAME												
Opp.	GS	Min.	FG-A	3FG-A	FT-A	O-D-T	PF	A	TO	BLK	STL	PTS
Morehead State	*	29	8-17	3-8	0-0	0-5-5	1	3	0	0	1	19
ULM	*	27	4-10	1-4	6-8	0-7-7	2	3	3	0	0	15
at USF	*	27	0-8	0-4	0-0	1-3-4	2	3	3	0	0	0
vs. UConn		34	6-12	4-8	3-4	0-2-2	2	5	4	0	2	19
vs. Loyola Chicago		23	3-8	2-5	2-2	0-4-4	2	4	4	0	3	10
vs. Syracuse		20	2-6	1-5	0-0	1-2-3	0	7	1	0	1	5
UCF		19	2-6	1-4	4-4	0-1-1	1	4	3	0	0	9
Yale		18	2-6	1-3	0-0	1-1-2	2	6	0	0	1	5
vs. Nebraska		26	7-12	4-6	1-2	2-4-6	3	6	2	0	2	19
North Alabama		27	4-13	3-8	1-2	1-2-3	1	6	1	0	2	12
at Saint Louis		27	5-12	3-6	2-2	0-0-0	0	8	2	0	1	15
Murray State		19	4-7	1-3	4-4	1-9-10	2	2	2	0	2	13
LSU		29	4-10	1-3	6-7	1-5-6	4	3	5	0	2	15
at South Carolina		28	7-15	1-5	7-7	2-3-5	0	5	2	0	2	22
Florida		25	5-10	2-4	1-2	0-3-3	1	4	5	0	1	13
at Alabama		31	7-20	3-10	2-2	0-3-3	3	4	0	0	3	19
at Ole Miss		29	3-8	2-5	6-6	0-5-5	3	7	1	0	1	14
Georgia		25	5-12	1-5	1-1	0-3-3	2	11	2	0	4	12
Kentucky		29	2-8	2-5	5-6	0-0-0	4	5	3	0	1	11
at Missouri		22	2-9	2-7	0-0	1-2-3	2	5	1	0	1	6
Oklahoma		17	1-8	0-4	0-1	0-2-2	3	3	2	0	3	2
Alabama		27	8-17	2-8	5-5	1-7-8	1	6	1	0	0	23
at Georgia	*	36	5-17	3-9	6-7	0-5-5	1	3	3	0	1	19
at Arkansas	*	38	9-21	1-7	0-1	1-3-4	4	5	7	0	2	19
Texas A&M		22	1-4	0-1	0-0	0-1-1	2	5	1	0	0	2
Vanderbilt												
at Florida												
Ole Miss												
at Tennessee												
at Mississippi State												
South Carolina												

CAREER HIGHS	
Points	30 at Austin Peay (1/2/21)
Rebounds	10 vs. Murray State (12/22/21)
Field Goals	12 vs. Morehead State (3/5/21)
Field Goals Att.	22 at Eastern Illinois (1/16/21)
3-Pt. Field Goals	5 at Austin Peay (1/2/21)
3-Pt. Field Goals Att.	10 at Jacksonville State (2/2/21), at Alabama (1/11/22)
Free Throws	12 vs. Tennessee State (2/27/21)
Free Throws Att.	13 vs. Tennessee State (2/27/21)
Assists	15 vs. Tennessee Tech (1/9/21)
Steals	6 vs. Austin Peay (3/4/21)
Blocks	1 (three times)
Minutes	39 vs. Austin Peay (3/4/21)

GREEN JR.'S MISCELLANEOUS STATS			
	2020-21	2021-22	Career
Games with 10+ Pts	20	18	38
Games with 20+ Pts	10	2	12
Games 5+ 3s	1	0	1
Games with 5+ Reb	9	8	17
Games with 10+ Reb	0	1	1
Games with 5+ Ast	15	14	29
Games with 10+ Ast	1	1	2
Games with 5+ Blk	0	0	0
Games with 5+ Stl	2	0	2
Double-Doubles	1	2	3

SEASON	TEAM	GP-GS	MIN/AVG	Field Goals		3-Point		F-Throws		Rebounds				Scoring						
				FG-FGA	FG%	3FG-3FGA	3FG%	FT-FTA	FT%	OFF	DEF	TOT	AVG	PF-FO	A	TO	BLK	STL	PTS	AVG
2020-21	EKU	29-25	882/30.4	158-399	.396	48-132	.364	93-121	.769	18	81	99	3.4	57-0	146	80	3	47	457	15.8
2021-22	AUB	25-5	659/26.3	106-276	.384	44-137	.321	62-73	.849	13	82	95	3.8	48-0	123	58	0	36	318	12.7
TOTAL FOR AUB		25-5	659/26.3	106-276	.384	44-137	.321	62-73	.849	13	82	95	3.8	48-0	123	58	0	36	318	12.7
TOTAL		54-30	1541/28.5	264-675	.391	92-269	.342	155-194	.799	31	163	194	3.6	105-0	269	138	3	83	775	14.4

2


JAYLIN WILLIAMS

6-8 • 230

Junior • Forward

Nahunta, Ga.

Brantley County HS



2021-22 (Junior): Averaging 6.1 points and 3.0 rebounds while coming off the bench this season ... 13 points and 5 rebounds in 16 minutes in first meeting with Georgia at Auburn Arena ... Five double digit scoring efforts on season including season-high 14 points against Florida on 5-of-6 shooting ... Snagged 9 points and season-best seven boards in win over Syracuse ... 5.2 points and 3.0 rebounds in SEC play ... Streak of 12 consecutive free throws snapped in last outing versus Texas A&M ... Averaging 3.8 points, 4.8 rebounds and 1.5 assists in 14.0 minutes per game over last four contests ... Tied career high with 11 rebounds in just 16 minutes on Saturday versus Texas A&M.

2020-21 (Sophomore): Averaged 10.9 points, 4.7 rebounds, 2.0 assists and 1.4 blocks in 26.4 minutes per game ... started all 27 games and was one of team's go-to options offensively ... was among the SEC's most improved players after raising scoring output by 8.5 from 2.4 points per game as a freshman to 10.9 points per tilt as sophomore ... 1.44 blocks per game ranked sixth in the SEC ... one of 12 players in the country to have 250 points, 50 assists, 35 blocks and 15 steals, including one of just three underclassmen ... scored in double figures 16 times, including two 20-point outings ... blocked two or more shots in 13 games, including nine of his last 16 ... averaged 10.7 points, 4.2 rebounds, 1.8 assists and 1.4 blocks per game in SEC play ... in first career start, posted first career double-double with 18 points and career-best 11 rebounds against St. Joseph's (Nov. 26), leading Auburn to an overtime win ... had a career-high 24 points at Ole Miss (Jan. 6), which included 6-of-10 from downtown ... career-best five blocks at Georgia (Jan. 13) ... named to the SEC Academic Honor Roll.

2019-20 (Freshman): Averaged 2.4 points, 1.8 rebounds, 0.4 assists, 0.4 blocks and 0.4 assists in 7.1 minutes per game ... appeared in 14 games off the bench, including eight in SEC play ... top contributor off the bench in the final five games of the season, averaging 4.2 points and three rebounds per game while shooting at 53 percent clip in 13 minutes per contest ... career-long outing of 16 minutes pulling down six rebounds with two steals and an assist at Georgia (Feb. 19) ... scored career-high eight points and added three steals vs. Tennessee (Feb. 22).

HIGH SCHOOL AND PERSONAL: Labeled as a four-star by both Rivals and 247Sports ... tabbed as the No. 109 prospect nationally by Rivals and No. 120 by 247Sports ... selected as the No. 4 player in the state of Georgia by 247Sports ... played for Brantley County High School where he was a First Team All-State selection as a junior and a senior ... averaged 25 points and 14 rebounds per game ... also played football as a wide receiver ... played for Game Elite on the adidas circuit, averaging 11.9 points, 4.9 rebounds and 1.9 assists while shooting 63 percent from the floor ... produced stat lines of 31 points, 14 assists and 11 rebounds, as well as 27 points, 13 rebounds and four blocks for Game Elite ... son of Shantel Williams ... is an only child ... enrolled in the College of Education.

2021-22 WILLIAMS GAME-BY-GAME

Opp.	GS	Min.	FG-A	3FG-A	FT-A	O-D-T	PF	A	TO	BLK	STL	PTS
Morehead State	18	4-6	1-3	1-1	0-2-2	2	2	3	1	0	10	
ULM	15	3-4	0-1	0-0	1-1-2	4	1	0	3	0	6	
at USF	20	4-6	0-1	0-0	3-2-5	2	2	1	1	1	8	
vs. UConn	32	4-10	1-4	3-4	0-5-5	1	0	3	0	2	12	
vs. Loyola Chicago	16	1-2	0-0	0-0	0-1-1	2	0	2	1	0	2	
vs. Syracuse	16	3-7	0-1	3-5	3-4-7	1	2	0	1	1	9	
UCF	17	3-5	0-2	1-2	1-1-2	1	1	2	0	1	7	
Yale	19	3-7	1-4	0-0	2-2-4	3	0	1	1	0	7	
vs. Nebraska	18	4-7	1-2	1-2	2-2-4	0	0	1	2	0	10	
North Alabama	DNP											
at Saint Louis	11	2-5	0-1	0-0	0-1-1	1	0	0	0	0	4	
Murray State	13	4-10	1-3	0-0	1-0-1	3	2	0	0	0	9	
LSU	11	0-2	0-0	0-0	0-0-0	2	1	1	0	0	0	
at South Carolina	17	3-5	0-0	0-0	0-2-2	1	1	2	0	0	6	
Florida	21	5-6	1-2	3-3	0-3-3	2	1	2	2	0	14	
at Alabama	15	1-5	0-1	0-0	1-3-4	2	1	1	2	1	2	
at Ole Miss	8	1-2	0-0	0-0	0-1-1	0	1	1	0	0	2	
Georgia	16	5-9	1-3	2-2	3-2-5	1	0	0	0	1	13	
Kentucky	10	2-2	0-0	3-3	0-1-1	1	0	0	0	0	7	
at Missouri	11	1-4	1-3	0-0	1-1-2	0	0	0	1	0	3	
Oklahoma	7	0-3	0-1	0-0	0-1-1	4	0	0	0	0	0	
Alabama	15	1-2	0-0	2-2	1-0-1	0	1	0	0	0	4	
at Georgia	11	1-3	0-1	2-2	3-2-5	3	2	1	1	0	4	
at Arkansas	14	1-7	0-2	0-0	1-1-2	1	1	0	0	0	2	
Texas A&M	16	2-6	1-3	0-1	5-6-11	3	2	2	1	0	5	
Vanderbilt												
at Florida												
Ole Miss												
at Tennessee												
at Mississippi State												
South Carolina												

CAREER HIGHS


Points	24	at Ole Miss (1/6/21)
Rebounds	11	vs. Texas A&M (2/12/22), vs. Saint Joseph's (11/26/20)
Field Goals	9	vs. Georgia (2/2/21)
Field Goals Att.	14	(three times)
3-Pt. Field Goals	6	at Ole Miss (1/6/21)
3-Pt. Field Goals Att.	10	at Ole Miss (1/6/21)
Free Throws	8	vs. Tennessee (2/27/21)
Free Throws Att.	10	vs. Tennessee (2/27/21)
Assists	8	vs. Memphis (12/12/20)
Blocks	5	at Georgia (1/13/21)
Steals	3	vs. Tennessee (2/22/20)
Minutes	37	vs. Saint Joseph's (11/26/20)

WILLIAMS' MISCELLANEOUS STATS

	2019-20	2020-21	2021-22	Career
Games with 10+ Pts	0	15	5	20
Games with 20+ Pts	0	2	0	2
Games 5+ 3s	0	1	0	1
Games with 5+ Reb	2	11	4	17
Games with 10+ Reb	0	2	1	3
Games with 5+ Ast	0	2	0	2
Games with 10+ Ast	0	0	0	0
Games with 5+ Blk	0	1	0	1
Games with 5+ Stl	0	0	0	0
Double-Doubles	0	1	0	1

SEASON	TEAM	GP-GS	MIN/AVG	FG-FGA	FG%	3FG-3FGA	3FG%	FT-FTA	FT%	OFF	DEF	TOT	AVG	PF-FO	A	TO	BLK	STL	PTS	AVG
2019-20	AUB	14-0	100/7.1	15-28	.536	1-9	.111	3-3	1.000	8	17	25	1.8	12-0	6	6	5	6	34	2.4
2020-21	AUB	27-27	713/26.4	116-224	.518	32-94	.340	31-49	.633	36	91	127	4.7	66-0	54	49	39	18	295	10.9
2021-22	AUB	24-0	373/15.6	58-125	.464	9-38	.237	21-27	.778	27	44	71	3.0	40-0	24	22	15	8	146	6.1
TOTAL		65-27	1186/18.2	189-377	.501	42-141	.298	55-79	.696	71	152	223	3.4	118-0	84	77	59	32	475	7.3

5



CHRIS MOORE

6-6 • 240

Sophomore • Forward
West Memphis, Ark.
West Memphis HS

2021-22 (Sophomore): Action in 20 games off the bench, averaging 2.0 points and 1.7 rebounds ... Season-high 16 points in win over ULM ... Action in eight SEC games with best game coming at South Carolina on Jan. 4, scoring five points with four rebounds.

2020-21 (Freshman): Averaged 2.8 points, 2.0 rebounds and 0.5 assists in 11.2 minutes per game ... appeared in 25 games off the bench ... shot 56.3 percent from the floor, including 40 percent from beyond the arc ... field goal percentage was second-best on the team and ranked 10th in the SEC among players with 40 or more shot attempts ... scored in 18 of 25 games played in ... first career points came via an and-1 against St. Joseph's (Nov. 26) ... posted career-high 11 points in 14 minutes against Missouri (Jan. 26) after shooting 4-for-4 from the field, including 3-for-3 from downtown ... pulled down four-plus rebounds in four games, including career-best six boards against Troy (Dec. 19).

HIGH SCHOOL AND PERSONAL: Labeled as a four-star prospect by Rivals and a three-star prospect by 247Sports and ESPN ... ranked as the 103rd player in the country by Rivals and 122nd by 247Sports ... tabbed as the No. 3 player out of the state of Arkansas by 247Sports and No. 5 by ESPN ... named the Arkansas Player of the Year following senior season ... played at West Memphis High School ... voted all-state four times, including a first team nod in his final campaign ... became the school's all-time leader in points and rebounds ... is the only player in school history to play four seasons on the varsity squad ... guided West Memphis to the Arkansas state championship game, averaging 18.7 points and 16.3 rebounds per game during the playoffs ... guided team to the No. 1 overall rank in Arkansas ... is a four-time all-conference player ... named the 5A East Player of the Year following junior season in which he averaged 17.2 points, 13 rebounds, 4.9 assists and 1.5 blocks per game while shooting 63 percent ... played for Woodz Elite in the Nike EYBL ... averaged 17.7 points, 6.1 rebounds, 1.3 assists and 1.1 blocks per game on the AAU circuit ... led team to No. 1 national ranking as a sophomore.

2021-22 MOORE GAME-BY-GAME

Opp.	GS	Min.	FG-A	3FG-A	FT-A	O-D-T	PF	A	TO	BLK	STL	PTS
Morehead State	15		2-2	0-0	0-0	0-1-1	2	1	0	0	0	4
ULM	21		5-9	0-1	6-6	2-2-4	1	0	1	0	0	16
at USF	8		0-2	0-1	0-0	0-0-0	0	0	1	0	1	0
vs. UConn	13		0-0	0-0	0-0	1-0-1	3	0	0	0	0	0
vs. Loyola Chicago	13		1-3	0-0	0-0	3-1-4	1	0	1	0	0	2
vs. Syracuse	15		1-2	0-1	2-4	1-1-2	1	2	0	0	2	4
UCF	5		0-0	0-0	0-0	0-1-1	0	0	2	0	0	0
Yale	17		2-4	0-0	1-2	2-4-6	2	0	0	2	2	5
vs. Nebraska	DNP											
North Alabama	12		1-4	0-1	0-0	1-1-2	0	0	2	0	0	2
at Saint Louis	7		0-0	0-0	0-0	0-0-0	2	1	0	0	1	0
Murray State	3		0-1	0-1	0-0	0-0-0	1	0	0	0	0	0
LSU	8		1-2	0-0	0-0	2-2-4	1	0	1	0	0	2
at South Carolina	9		2-4	0-0	1-3	3-1-4	1	0	2	1	0	5
Florida	3		0-0	0-0	0-0	0-1-1	0	0	0	1	1	0
at Alabama	DNP											
at Ole Miss	DNP											
Georgia	4		0-0	0-0	0-0	0-0-0	0	0	0	0	0	0
Kentucky	DNP											
at Missouri	DNP											
Oklahoma	1		0-0	0-0	0-0	0-0-0	0	0	1	0	0	0
Alabama	1		0-0	0-0	0-0	0-0-0	0	0	1	0	0	0
at Georgia	3		0-0	0-0	0-0	0-0-0	1	0	0	0	0	0
at Arkansas	8		0-1	0-0	0-0	2-0-2	2	1	1	0	0	0
Texas A&M	2		0-0	0-0	0-0	0-0-0	0	0	0	0	0	0
Vanderbilt												
at Florida												
Ole Miss												
at Tennessee												
at Mississippi State												
South Carolina												

CAREER HIGHS

Points	16 vs. ULM (11/12/21)
Rebounds	6 (twice)
Field Goals	5 vs. ULM (11/12/21)
Field Goals Att.	9 vs. ULM (11/12/21)
3-Pt. Field Goals	3 vs. Missouri (1/26/21)
3-Pt. Field Goals Att.	3 vs. Missouri (1/26/21)
Free Throws	6 vs. ULM (11/12/21)
Free Throws Att.	6 vs. ULM (11/12/21)
Assists	2 (three times)
Blocks	2 vs. Yale (12/4/21)
Steals	3 vs. Troy (12/19/20)
Minutes	21 vs. ULM (11/12/21)

MOORE'S MISCELLANEOUS STATS

	2020-21	2021-22	Career
Games with 10+ Pts	1	1	2
Games with 20+ Pts	0	0	0
Games 5+ 3s	0	0	0
Games with 5+ Reb	2	1	3
Games with 10+ Reb	0	0	0
Games with 5+ Ast	0	0	0
Games with 10+ Ast	0	0	0
Games with 5+ Blk	0	0	0
Games with 5+ Stl	0	0	0
Double-Doubles	0	0	0

SEASON	TEAM	GP-GS	MIN/AVG	FG-FGA	FG%	3FG-3FGA	3FG%	FT-FTA	FT%	OFF	DEF	TOT	AVG	PF-FO	A	TO	BLK	STL	PTS	AVG
2020-21	AUB	25-0	281/11.3	27-48	.563	6-15	.400	11-19	.579	28	23	51	2.0	28-0	12	18	6	8	71	2.8
2021-22	AUB	20-0	174/8.7	15-34	.441	0-5	.000	10-15	.667	17	15	32	1.6	18-0	5	13	4	7	40	2.0
TOTAL		45-0	455/10.1	42-82	.512	6-20	.300	21-34	.618	45	38	83	1.8	46-0	17	31	10	15	111	2.5

10



JABARI SMITH

6-10 • 220
 Freshman • Forward
 Fayetteville, Ga.
 Sandy Creek HS

2021-22 (Freshman): Karl Malone Award Top 10 Finalist ... John Wooden Preseason Top 50 Watch List ... Preseason All-SEC second team, was the only freshman to be voted on either All-SEC preseason team .. A top NBA prospect, leads Auburn in scoring averaging 15.2 points and is second in rebounds with 6.8 per game ... Eighth in SEC in scoring and tenth in rebounding ... Only freshman in SEC to be top 10 in league in both scoring and rebounding ... Team-best 50 3-pointers, which is ninth in SEC ... Already 8th in Auburn history for 3-pointers made by a freshman ... Made at least one 3-pointer in 20 straight games (40-of-107, .374) ... 23 points and career-high 12 boards in win over Oklahoma ... Hit 29 of last 35 (.829) free throws ... Averaging 8.0 rebounds over last six games ... Named SEC Freshman of the Week for third time on season (1/24) after averaging 13.0 points, 7.0 rebounds and 2.5 assists in wins over Georgia and Kentucky ... Just the second player in Auburn history to earn SEC Rookie/Freshman of the Week honors three times in one season, joining Aaron Swinson (1991-92) ... Double-digit performances in 16 consecutive games snapped at Missouri ... Team-best 20 double-digit scoring games and eight 20-point games ... eight 20-point games is fifth best in AU history by a freshman ... Named SEC Freshman of the Week for second time on Jan. 17 after averaged 20.0 points, 5.0 rebounds and 2.0 blocks in wins at No. 24 Alabama and at Ole Miss ... Tallied a career-high 25 points on 8-of-14 shooting from the field including a trio of 3-pointers and career-high four blocked shots at Alabama ... SEC Freshman of the Week after averaging 19.3 points, 7.2 rebounds and 2.3 assists in three-games at Battle 4 Atlantis in late November ... Averaging 22.0 points, 9.3 rebounds and 2.0 steals in four games after single-digit scoring outing the game before.

HIGH SCHOOL AND PERSONAL: Consensus five-star, top-10 prospect ... ranked No. 6 nationally by 247 Sports, ESPN and Rivals ... averaged 23.4 points, 9.5 rebounds, 3.2 steals and 2.5 blocks per game as a senior while playing at Sandy Creek High School ... led Sandy Creek to a state runner-up finish in 2020-21 ... became Auburn's fourth signee to be named a McDonald's All-American - a list that includes Sharife Cooper (2020), Korvotney Barber (2005) and Frank Ford (1983) ... chosen as a Naismith First Team All-American and a Sports Illustrated All-American ... named Georgia's Gatorade Player of the Year ... averaged 24.5 points, 10.8 rebounds, 2.8 blocks, 1.6 assists and 1.3 steals per game while shooting 50 percent from the floor, including 38 percent from 3 as a junior ... tabbed as a MaxPreps Junior All-American and an all-state selection while leading the Patriots to a 25-5 record, including 12-0 in the region, and an appearance in the Class 4A state quarterfinals ... named the Junior of the Year in Class 4A ... as a sophomore, averaged 12.7 points, 6.7 rebounds, two blocks, 1.9 assists and 1.2 steals per game while shooting 48 percent from the court, leading Sandy Creek to a 27-4 record, including 12-0 in the region ... represented his country as he paced USA Basketball to a gold medal in the FIBA Americas U16 championship while averaging 13.8 points and 6.2 rebounds ... son of Jabari Smith Sr. and Taneskia Purnell ... father, Jabari Sr., played at LSU for two

seasons before playing in the NBA in stints with the New Jersey Nets, Philadelphia 76ers and the Sacramento Kings ... cousin of 13-year NBA veteran Kwame Brown, who was the No. 1 overall pick in 2001.

2021-22 SMITH GAME-BY-GAME

Opp.	GS	Min.	FG-A	3FG-A	FT-A	O-D-T	PF	A	TO	BLK	STL	PTS
Morehead State	*	21	3-6	2-3	0-0	0-7-7	1	4	0	1	3	8
ULM	*	29	7-12	3-5	6-8	2-8-10	2	2	3	2	4	23
at USF	*	27	3-12	2-7	1-2	2-8-10	1	0	1	1	0	9
vs. UConn	*	39	4-13	2-6	12-12	0-6-6	5	3	2	0	2	22
vs. Loyola Chicago	*	29	7-9	0-1	0-1	0-4-4	1	0	1	1	0	14
vs. Syracuse	*	29	8-17	4-8	2-2	0-6-6	1	4	1	1	0	22
UCF	*	21	6-12	3-6	5-6	1-6-7	3	4	3	0	3	20
Yale	*	20	6-14	2-5	3-4	1-6-7	1	2	1	0	2	17
vs. Nebraska	*	22	7-13	3-6	4-4	0-5-5	1	4	1	0	2	21
North Alabama	*	27	4-15	2-5	3-4	2-8-10	2	2	1	2	1	13
at Saint Louis	*	29	5-11	3-5	0-0	0-4-4	2	0	2	0	2	13
Murray State	*	25	5-11	2-5	0-0	0-10-10	1	3	2	3	2	12
LSU	*	30	5-12	2-8	4-5	1-3-4	2	1	4	1	1	16
at South Carolina	*	23	3-9	2-4	2-2	0-1-1	2	1	4	0	0	10
Florida	*	20	4-7	2-2	3-5	0-5-5	4	2	0	1	0	13
at Alabama	*	34	8-14	3-6	6-10	1-6-7	3	1	2	4	2	25
at Ole Miss	*	32	6-13	1-5	2-2	0-3-3	1	1	2	1	0	15
Georgia	*	23	5-10	2-6	0-0	1-6-7	1	3	2	1	0	12
Kentucky	*	30	5-10	1-4	3-3	0-7-7	2	2	2	2	1	14
at Missouri	*	32	2-15	1-7	0-0	3-7-10	1	1	0	2	0	5
Oklahoma	*	23	6-14	2-5	9-10	1-11-12	1	0	1	1	2	23
Alabama	*	24	5-10	1-2	6-9	0-5-5	3	0	1	1	1	17
at Georgia	*	31	2-7	1-3	2-2	1-5-6	2	1	3	1	1	7
at Arkansas	*	32	6-16	2-8	5-5	0-9-9	4	0	2	0	1	20
Texas A&M	*	24	3-10	1-4	2-4	1-7-8	1	2	4	1	2	9
Vanderbilt												
at Florida												
Ole Miss												
at Tennessee												
at Mississippi State												
South Carolina												

CAREER HIGHS

Points	25 at Alabama (1/11/22)
Rebounds	12 vs. Oklahoma (1/29/22)
Field Goals	8 (twice)
Field Goals Att.	17 vs. Syracuse (11/26/21)
3-Pt. Field Goals	4 vs. Syracuse (11/26/21)
3-Pt. Field Goals Att.	8 (three times)
Free Throws	12 vs. UConn (11/24/21)
Free Throws Att.	12 vs. UConn (11/24/21)
Assists	4 (four times)
Steals	4 vs. ULM (11/12/21)
Blocks	4 at Alabama (1/11/22)
Minutes	39 vs. UConn (11/24/21)

SMITH'S MISCELLANEOUS STATS

	2021-22	Career
Games with 10+ Pts	20	20
Games with 20+ Pts	8	8
Games 5+ 3s	0	0
Games with 5+ Reb	19	19
Games with 10+ Reb	6	6
Games with 5+ Ast	0	0
Games with 10+ Ast	0	0
Games with 5+ Blk	0	0
Games with 5+ Stl	0	0
Double-Doubles	4	4

SEASON	TEAM	GP-GS	MIN/AVG	FG-FGA	FG%	3FG-3FGA	3FG%	FT-FTA	FT%	OFF	DEF	TOT	AVG	PF-FO	A	TO	BLK	STL	PTS	AVG
2021-22	AUB	25-25	689/27.6	125-292	.428	50-126	.397	80-100	.800	17	153	170	6.8	48-1	43	45	26	33	380	15.2
TOTAL		25-25	689/27.6	125-292	.428	50-126	.397	80-100	.800	17	153	170	6.8	48-1	43	45	26	33	380	15.2

12

ZEP JASPER

6-1 • 185

Senior • Guard

Augusta, Ga.

Laney HS



2021-22 (Senior): Returned to starting lineup against Texas A&M after missing previous two contests with non-COVID illness ... Started first 22 games of season before illness ... Auburn's top on-ball defender ... 4.9 points and 2.3 assists on season ... 3.2 assist/turnover ratio leads team ... Auburn's second leading free throw shooter, connecting on .793 percent from the charity stripe ... Season-high 13 points in win at South Florida and at South Carolina ... Equalled career high with 6 assists against ULM and Loyola Chicago ... 6 points, 5 steals and 5 assists in win against Nebraska ... Just 3 turnovers in last seven games (152 minutes) and just 5 in last nine contests (188 minutes) ... 9 points, 3 rebounds, 2 steals versus Oklahoma ... Committed just 17 turnovers on season in 531 minutes, which is one turnover every 31.2 minutes.

2020-21 (Junior, Charleston): Played and started in all 19 games ... Team's leading scorer averaging 15.6 points per game which ranked eighth in Colonial Athletic Association ... Poured in double figures in 16 contests including four 20+ point outings ... Collected CAA Player of the Week honors for the first time of his career (2/8/21) ... Led the Cougars to a 2-0 weekend and series sweep of Towson with 21 points and four boards in a 90-88 double-overtime win (2/6/21) ... Equaled his career high with seven rebounds against Towson (2/7/21) ... Ended the season on a career-best eight-game double-digit scoring streak ... Knocked down a career-high 38 points on 13-of-18 shooting from the field, 4-of-7 shooting from beyond the arc and 8-for-9 from the charity stripe against Columbus State (2/20/21) ... 38 points was fifth-most points scored in single game in school history and tied as the third-most in the program's NCAA Division I Era ... Game-high 27 points in the CAA Quarterfinals versus Drexel (3/7/21).

2019-20 (Sophomore, Charleston): Best on-ball defender in the country ... Saw action in 31 games with 30 starts for the Cougars ... Averaged 7.6 points, 1.7 rebounds and 1.7 assists per game ... Ranked third on the team in steals (28) ... Scored in double figures on 13 occasions including three-straight games with 12 points at Drexel (12/28/19), at Delaware (12/30/19) and versus Towson (1/2/20) ... Also dished out a career-high six assists at Drexel ... Registered a season-high 13 points versus Delaware in the CAA Quarterfinals (3/8/20).

2018-19 (Redshirt Freshman, Charleston): Played in all 33 games with 14 starts ... fourth-leading scorer on the team averaging 5.4 points per game and best 3-point shooter with a 40.0 percent accuracy beyond the arc ... Made his first career start versus Presbyterian College registering a career-high 15 points on 5-of-8 shooting from the field (11/6/18) ... Scored in double figures on six occasions including 10 points against Rhode Island (11/13/18) and 13 points at VCU (12/15/18) ... Recorded 14 points and a career-best five rebounds at Delaware (2/7/19) Dished out a career-high four assists versus Drexel in the CAA Quarterfinals (3/10/19).

2017-18 (Freshman, Charleston): Redshirted the 2017-18 season.

HIGH SCHOOL AND PERSONAL: Averaged 21 points, six assists, five rebounds and three steals per game as a senior while playing for Laney High School ... led the Wildcats to a region title and Class AAA state quarterfinals appearance ... honored as the All-Area Georgia Boys Co-Player of the Year by The Augusta Chron-

icle ... during four years of competition at Laney, the team compiled an 84-15 record and made three Final Four appearances in the state playoffs ... became the fifth player in school history to reach 1,000 points in a career ... was a four-time first team all-state and first team all-region selection ... earned Freshman of the Year and first-team all-defense honors ... played one post-grad year of basketball at Notre Dame Preparatory School in Fitchburg, Mass. and averaged 22.3 points per game ... son of William and Sandra Jasper ... has one brother, Vonte, and one sister, Latoya.

2021-22 JASPER GAME-BY-GAME

Opp.	GS	Min.	FG-A	3FG-A	FT-A	O-D-T	PF	A	TO	BLK	STL	PTS
Morehead State	*	18	0-5	0-1	1-2	2-0-2	3	0	2	0	2	1
ULM	*	26	2-5	1-3	1-2	0-0-0	2	6	0	0	1	6
at USF	*	22	4-7	1-1	4-4	0-2-2	3	2	1	0	1	13
vs. UConn	*	39	3-8	1-3	2-2	1-2-3	3	3	0	0	0	9
vs. Loyola Chicago	*	23	1-9	0-3	1-2	0-0-0	1	6	1	0	0	3
vs. Syracuse	*	23	1-3	1-2	0-0	0-0-0	4	5	0	0	0	3
UCF	*	27	1-4	0-2	1-2	0-0-0	1	2	1	0	0	3
Yale	*	25	4-6	2-2	0-0	0-2-2	2	5	0	0	0	10
vs. Nebraska	*	27	2-5	2-4	0-0	0-0-0	2	5	1	0	5	6
North Alabama	*	26	2-6	2-4	2-2	0-2-2	1	1	0	0	0	8
at Saint Louis	*	20	2-4	1-3	0-0	1-0-1	2	1	0	0	0	5
Murray State	*	24	0-5	0-1	0-0	0-1-1	1	1	2	0	0	0
LSU	*	18	0-3	0-3	0-0	1-1-2	2	2	2	0	0	0
at South Carolina	*	23	4-5	2-2	3-4	0-0-0	3	3	2	1	0	13
Florida	*	20	1-4	0-3	2-2	0-0-0	3	4	1	0	1	4
at Alabama	*	15	0-1	0-1	0-0	1-1-2	2	0	1	0	0	0
at Ole Miss	*	21	3-5	2-3	0-0	1-0-1	1	3	0	0	1	8
Georgia	*	24	1-6	1-5	0-0	0-3-3	2	0	0	0	1	3
Kentucky	*	17	1-1	0-0	0-0	1-0-1	1	3	0	0	0	2
at Missouri	*	22	1-3	1-2	0-0	0-2-2	2	0	0	0	1	3
Oklahoma	*	28	3-6	0-2	3-3	0-3-3	2	1	3	0	2	9
Alabama	*	16	0-3	0-1	2-2	0-1-1	1	0	0	0	0	2
at Georgia	DNP											
at Arkansas	DNP											
Texas A&M	*	24	0-4	0-1	1-2	1-1-2	1	1	0	0	0	1
Vanderbilt												
at Florida												
Ole Miss												
at Tennessee												
at Mississippi State												
South Carolina												

JASPER'S MISCELLANEOUS STATS

	2018-19	2019-20	2020-21	2021-22	Career
Games with 10+ Pts	6	13	16	3	38
Games with 20+ Pts	0	0	4	0	4
Games 5+ 3s	0	0	2	0	2
Games with 5+ Reb	2	1	5	0	8
Games with 10+ Reb	0	0	0	0	0
Games with 5+ Ast	0	2	3	5	10
Games with 10+ Ast	0	0	0	0	0
Games with 5+ Blk	0	0	0	0	0
Games with 5+ Stl	0	0	0	1	1
Double-Doubles	0	0	0	0	0

CAREER HIGHS

Points	38 vs. Columbus State (2/20/21)
Rebounds	7 (twice)
Field Goals	13 vs. Columbus State (2/20/21)
Field Goals Att.	21 vs. Drexel (3/7/21)
3-Pt. Field Goals	5 (twice)
3-Pt. Field Goals Att.	10 vs. Drexel (3/7/21)
Free Throws	10 vs. Towson (1/2/20)
Free Throws Att.	10 vs. Towson (1/2/20)
Assists	6 (three times)
Steals	5 vs. Nebraska (12/11/21)
Blocks	1 (four times)
Minutes	42 vs. Columbus State (2/20/21)

SEASON	TEAM	GP-GS	MIN/AVG	FG-FGA	FG%	3FG-3FGA	3FG%	FT-FTA	FT%	OFF DEF	TOT	AVG	PF-FO	A	TO	BLK	STL	PTS	AVG
2018-19	CC	33-14	836/25.3	55-139	.396	36-90	.400	32-42	.762	12 59	71	2.2	60-0	42	25	1	24	178	5.4
2019-20	CC	31-30	943/30.4	76-189	.402	36-99	.364	49-55	.891	15 38	53	1.7	64-1	53	26	1	28	237	7.6
2020-21	CC	19-19	623/32.8	108-247	.437	38-110	.345	42-48	.875	15 56	71	3.7	40-1	50	25	2	15	296	15.6
2021-22	AUB	23-23	531/23.1	36-108	.333	17-52	.327	23-29	.793	9 21	30	1.3	44-0	54	17	1	15	112	4.9
TOTAL FOR AUB		23-23	531/23.1	36-108	.333	17-52	.327	23-29	.793	9 21	30	1.3	44-0	54	17	1	15	112	4.9
TOTAL		106-86	2934/27.7	275-683	.403	127-351	.362	146-174	.839	51 174	225	2.1	208-2	199	93	5	82	823	7.8

13

WALKER KESSLER

7-1 • 245

Sophomore • Forward/Center

Newnan, Ga.

Woodward Academy



2021-22 (Sophomore): Kareem Abdul-Jabbar Award Watch List ... Naismith Men's Defensive Player of the Year Watch List ... Leads nation with 116 blocks, which is already No. 2 on Auburn's single-season charts ... Fourth on team averaging 11.6 points while leading team in rebounding (8.5 rpg) and blocks (4.6) ... Earned third SEC Player of Week honors on Feb. 14 after averaging 14.0 points, 15.0 rebounds and 9.5 blocks last week, including his second career double double ... 12 points, 11 rebounds and career-high 12 blocks in win over Texas A&M ... Fifth player in SEC history with multiple career triple-doubles with only Shaquille O'Neal (6) to record more ... SEC Co-Player of the Week (1/24) after averaging 17.0 points, 6.5 rebounds and 4.0 blocks in wins over UGA and Kentucky (Jan. 24) ... Recorded Auburn's second-ever triple double with 16 points, 11 blocks and 10 rebounds in SEC opening victory against LSU ... USBWA National Player of the Week and SEC Player of the Week (1/4) after his triple-double performance ... 10 double-doubles on season ... Hottest AU player over last nine games averaging a team-best 15.7 points, 10.6 rebounds and 5.8 blocks (.690, 60-of-87 during that span) ... In SEC games, leads league in field goal percentage (.684), blocks (5.5 bpg) and is third in rebounding (9.7 rpg) ... Career-high 21 points vs. Oklahoma ... Last week of January versus Mizzou and Oklahoma, averaged 17.5 points, 10.5 rebounds and 3.0 blocks while shooting .667 pct from the field ... Most compete game of season versus Alabama on Feb. 2, scoring 18 points with 12 rebounds, 8 blocks, 4 steals and 1 assist ... Last five games averaging 14.6 points, 12.0 rebounds and 7.0 blocks ... Career-best 19 boards at Arkansas (2/8), most by AU player since 2015 (Cinmeon Bowers).

2020-21 (Freshman, North Carolina): Averaged 4.4 points, 3.2 rebounds and 0.9 blocks ... Shot 57.8 percent from the floor ... Earned co-ACC Freshman of the Week honors for his performances against Marquette on Feb. 24 and Florida State on Feb. 27 ... Scored 94 of his 127 points and made 38 of his 52 field goals in the last 11 games ... Scored in double figures five times with a season-high 20 at home against Florida State ... Grabbed 45 of his 94 rebounds (47.9 percent) on the offensive boards ... First career double-double (16 points and 12 rebounds) and a season-high and UNC freshman record eight blocks in the ACC second round win over Notre Dame ... Set all-time ACC Tournament freshman record with eight blocks (previous: six by Duke's Mike Gminski in 1977 and Wake Forest's Tim Duncan in 1994) ... Previous UNC record for any ACC Tourney game was six by Eric Montross in 1994 ... Made 7 of 11 field goals, had five offensive rebounds and two steals ... Blocked three shots in the home win over Duke ... Season- and game-high 20 points, nine field goals (in 10 attempts), five offensive rebounds, eight rebounds and four blocks in the 78-70 win over ACC-leading Florida State ... Started the second half vs. the Seminoles and went 7 for 7 from the floor for 14 points (four more than his previous game high) in 12:18 of second-half action ... Season-high three assists, all in the first half as UNC built a 48-29 lead, scored 10 points and had two steals against Louisville ... Then-season highs in points (10), rebounds (7) and assists (2) vs. Northeastern ... Had six points and four rebounds in four minutes in college debut vs. Charleston.

HIGH SCHOOL AND PERSONAL: Consensus five-star, top-25 prospect ... ranked 14th overall by ESPN, 22nd by 247 Sports and 24th by Rivals ... tabbed as the No. 1 player in the state of Georgia by ESPN and 247 Sports ... named a McDonald's All-American while playing at Woodward Academy in College Park, Ga. ... led the school to its first state title in its 120-year history ... averaged 17.8 points, 9.3 rebounds, 5.2 blocked shots, 1.3 steals and 1.2 assists as a senior ... earned a plethora of honors, including the Gatorade High School Player of the Year, Georgia's Mr. Basketball and the Atlanta Journal-Constitution's Georgia Player of the Year ... put up career totals of 2,003 points,

1,185 rebounds and 524 blocks as a prep ... also gained experience by participating in the 2019 minicamp for the USA Basketball Men's Junior National Team ... son of Dr. Chad and Andrea Kessler ... was selected as a member of the National Honor Society ... father played basketball at Georgia from 1983-87, scored 675 career points, won Academic All-America honors and was a fifth-round NBA Draft pick by the L.A. Clippers in 1987 ... brother, Houston, played at Georgia from 2013-17 ... uncle, the late Alec Kessler, earned All-SEC honors at Georgia, where he led the Bulldogs to the 1990 SEC championship ... Alec is Georgia's second-leading career scorer and was selected by Houston with the ninth pick in the 1990 NBA Draft.

2021-22 KESSLER GAME-BY-GAME

Opp.	GS	Min.	FG-A	3FG-A	FT-A	O-D-T	PF	A	TO	BLK	STL	PTS
Morehead State	*	25	3-7	0-4	0-2	2-4-6	1	2	1	5	2	6
ULM	*	18	1-3	0-1	0-0	0-4-4	4	0	2	3	0	2
at USF	*	23	2-5	0-1	1-2	2-5-7	0	0	0	4	1	5
vs. UConn	*	24	6-11	1-3	1-1	4-6-10	3	2	1	1	0	14
vs. Loyola Chicago	*	25	5-12	1-3	2-5	5-5-10	2	0	0	5	2	13
vs. Syracuse	*	15	3-3	0-0	0-0	1-2-3	4	0	1	1	0	6
UCF	*	31	8-14	0-3	1-1	4-10-14	2	2	1	6	2	17
Yale	*	8	0-2	0-1	0-0	1-1-2	0	1	1	4	0	0
vs. Nebraska	*	21	2-5	0-1	1-2	2-5-7	3	2	1	1	5	5
North Alabama	*	23	6-8	0-0	2-3	2-6-8	1	1	1	5	1	14
at Saint Louis	*	30	8-12	0-2	3-4	1-8-9	3	1	2	6	1	19
Murray State	*	26	5-7	1-2	2-4	2-5-7	1	0	0	7	0	13
LSU	*	28	6-8	1-1	3-4	3-7-10	3	1	2	11	0	16
at South Carolina	*	28	5-5	0-0	2-2	1-9-10	1	0	1	4	0	12
Florida	*	24	2-5	0-1	2-2	0-8-8	5	1	3	3	0	6
at Alabama	*	12	1-1	0-0	0-0	1-1-2	5	1	3	0	0	2
at Ole Miss	*	32	9-11	0-1	2-2	5-5-10	3	1	0	7	4	20
Georgia	*	27	7-11	0-3	1-2	2-4-6	2	1	0	6	1	15
Kentucky	*	31	8-10	0-0	3-4	2-5-7	3	2	1	2	0	19
at Missouri	*	30	5-10	0-1	3-4	7-5-12	2	0	1	2	0	13
Oklahoma	*	30	9-11	2-4	1-1	4-5-9	1	0	0	4	1	21
Alabama	*	28	6-9	0-1	2-2	5-7-12	4	1	4	8	4	14
at Georgia	*	29	5-7	0-1	0-0	4-5-9	4	0	1	4	2	10
at Arkansas	*	33	6-11	2-5	2-6	8-11-19	5	0	2	7	0	16
Texas A&M	*	24	5-7	0-0	2-4	4-7-11	4	1	0	12	0	12
Vanderbilt												
at Florida												
Ole Miss												
at Tennessee												
at Mississippi State												
South Carolina												

KESSLER'S MISCELLANEOUS STATS

	2020-21	2021-22	Career
Games with 10+ Pts	5	17	22
Games with 20+ Pts	1	2	3
Games 5+ 3s	0	0	0
Games with 5+ Reb	7	21	28
Games with 10+ Reb	1	10	11
Games with 5+ Ast	0	0	0
Games with 5+ Blk	1	12	13
Games with 10+ Blk	0	2	2
Games with 5+ Stl	0	1	1
Double-Doubles	1	10	11
Triple-Doubles	0	2	2

CAREER HIGHS

Points _____ 21 vs. Oklahoma (1/29/22)
 Rebounds _____ 19 at Arkansas [OT] (2/8/22)
 Field Goals _____ 9, 3x most recent vs. Oklahoma (1/29/22)
 Field Goals Att. _____ 14 vs. UCF (12/1/21)
 3-Pt. Field Goals _____ 2 at Arkansas [OT] (2/8/22), vs. Oklahoma (1/29/22)
 3-Pt. Field Goals Att. _____ 5 at Arkansas [OT] (2/8/22)
 Free Throws _____ 3 (five times)
 Free Throws Att. _____ 6 at Arkansas [OT] (2/8/22)
 Assists _____ 3 vs. Louisville (2/20/21)
 Steals _____ 5 vs. Nebraska (12/11/21)
 Blocks _____ 12 vs. Texas A&M (2/12/22)
 Minutes _____ 33 at Arkansas [OT] (2/8/22)

SEASON	TEAM	GP-GS	MIN/AVG	FG-FGA	FG%	3FG-3FGA	3FG%	FT-FTA	FT%	OFF	DEF	TOT	AVG	PF-FO	A	TO	BLK	STL	PTS	AVG
2020-21	UNC	29-0	254/8.7	52-90	.578	1-4	.250	22-41	.537	45	49	94	3.2	35-0	9	16	25	15	127	4.4
2021-22	AUB	25-25	630/25.2	123-195	.631	8-39	.205	36-57	.632	72	140	212	8.5	65-3	20	29	116	26	290	11.6
TOTAL FOR AUB		25-25	630/25.2	123-195	.631	8-39	.205	36-57	.632	72	140	212	8.5	65-3	20	29	116	26	290	11.6
TOTAL		54-25	884/16.4	175-285	.614	9-43	.209	58-98	.592	117	189	306	5.7	100-3	29	45	141	41	417	7.7

22

ALLEN FLANIGAN

6-6 • 215

Junior • Guard

Little Rock, Ark.

Parkview Magnet HS



2021-22 (Junior): Coaches' Preseason All-SEC first team ... Had successful procedure in early September to repair his right Achilles after suffering a non-basketball related trauma ... Made return to lineup versus Murray State on Dec. 22 and started against No. 16 LSU on Dec. 29 ... In SEC play averaging 8.5 points, 3.6 rebounds and 1.5 assist ... 10 points and 3 assists in 24 minutes against Georgia (Jan. 19) ... five double digit games in 11 starts ... Last four outings: 10.0 points, 3.5 rebounds and 1.5 assist per game ... Season-high 16 points with 4 rebounds and 2 assists versus Texas A&M.

2020-21 (Sophomore): Averaged 14.3 points, 5.5 rebounds, 2.9 assists and 0.9 steals in 30.4 minutes per game ... started all 27 games was the team's primary scoring option ... was the most improved scorer in the SEC after raising his output by 11.1 from 3.2 points per game as a freshman to 14.3 points per tilt as a sophomore ... scoring average ranked 14th in the SEC ... was one of three players in the conference to average 14.0 points, 5.0 rebounds and 2.5 assists per game, joining Tre Mann (Florida) and Trendon Watford (LSU) ... averaged 14.7 points, 5.9 rebounds, 2.9 assists and 1.0 steals per game in league play ... was the only guard to rank in the top 15 in both points and rebounds per game in the SEC during conference play ... shot 45.5 percent from the floor, including 33.8 percent from 3, and 77.6 percent from free throw line ... made the sixth-most free throws in the SEC (97) and attempted the ninth-most free throws (125) ... was one of eight players in the SEC to have at least 350 points, 100 rebounds and 75 assists ... scored in double figures in 22 of team's 27 games, including six games with 20 or more points ... posted first career double-double with 19 points and 10 rebounds in SEC opener against Arkansas (Dec. 28) ... put up a career high 24 points against South Carolina (Jan. 23).

2019-20 (Freshman): Averaged 3.2 points, 2.7 rebounds, 0.4 assists and 0.3 steals in 13.7 minutes per game ... appeared in all 31 games ... earned first career start at Missouri (Feb. 15) ... third-best rebounding guard on the team at 2.7 boards per contest ... pulled down at least four rebounds 10 times, including seven times in SEC play ... was a perfect 4-for-4 and scored eight points in 12 minutes vs. Furman (Dec. 5) ... recorded career-highs in points (12) and rebounds (6) against Georgia (Jan. 11) ... matched career high with six boards in home win vs. Alabama (Feb. 12) ... followed up with six rebounds and hit season-best five free throws at Missouri (Feb. 15) ... posted nine points and five rebounds in 22 minutes at Tennessee (March 7).

HIGH SCHOOL AND PERSONAL: Labeled as a four-star by ESPN and a three-star by Rivals and 247Sports ... selected as the No. 1 player in Arkansas by ESPN and No. 3 by 247Sports ... attended Parkview Magnet High School where he played for his grandfather and local legend Alfred Flanigan ... won two state championships ... named the 5A Gatorade Arkansas Player of the Year ... also chosen

as the district's top athlete ... played for the Joe Johnson Hawks in the adidas Gauntlet circuit, averaging 8.4 points, 3.6 rebounds and 1.2 assists per game ... led Hawks to 21-5 record and age division title in the Real Deal in the Rock ... son of Wes and Katrina Flanigan ... has two siblings: Collin and Mike ... father, Wes, was a four-year starter at point guard at Auburn from 1993-97 and is in the top 25 in program history with 1,228 career points ... father, Wes, was also an All-SEC selection in 1996 and is currently an assistant coach at Auburn ... enrolled in the College of Education.

2021-22 FLANIGAN GAME-BY-GAME

Opp.	GS	Min.	FG-A	3FG-A	FT-A	O-D-T	PF	A	TO	BLK	STL	PTS
Morehead State		DNP										
ULM		DNP										
at USF		DNP										
vs. UConn		DNP										
vs. Loyola Chicago		DNP										
vs. Syracuse		DNP										
UCF		DNP										
Yale		DNP										
vs. Nebraska		DNP										
North Alabama		DNP										
at Saint Louis		DNP										
Murray State	12		1-6	0-2	1-2	2-2-4	0	1	0	0	0	3
LSU	*	28	4-8	2-4	0-2	0-6-6	2	1	3	0	3	10
at South Carolina		DNP										
Florida	19		4-5	0-1	0-0	0-3-3	1	1	2	0	1	8
at Alabama	*	26	3-6	0-1	4-4	0-4-4	3	1	2	0	0	10
at Ole Miss	*	30	3-7	0-1	0-0	0-1-1	2	1	1	0	0	6
Georgia	*	24	3-6	2-3	2-2	0-4-4	3	3	2	0	1	10
Kentucky	*	29	2-5	0-2	4-6	0-4-4	1	2	2	0	0	8
at Missouri	*	28	1-6	0-2	0-0	1-3-4	2	1	4	1	1	2
Oklahoma	*	25	1-4	0-1	1-2	0-3-3	1	4	1	0	0	3
Alabama	*	23	3-8	0-2	4-6	0-2-2	3	2	1	0	1	10
at Georgia	*	25	3-6	1-3	1-2	0-4-4	3	2	3	1	0	8
at Arkansas	*	28	2-5	1-3	1-2	1-3-4	4	0	3	0	0	6
Texas A&M	*	25	5-11	1-6	5-6	1-3-4	0	2	0	0	0	16
Vanderbilt												
at Florida												
Ole Miss												
at Tennessee												
at Mississippi State												
South Carolina												

FLANIGAN'S MISCELLANEOUS STATS

	2019-20	2020-21	2021-22	Career
Games with 10+ Pts	1	20	5	26
Games with 20+ Pts	0	5	0	5
Games 5+ 3s	0	0	0	0
Games with 5+ Reb	6	15	1	22
Games with 10+ Reb	0	1	0	1
Games with 5+ Ast	0	5	0	5
Games with 10+ Ast	0	0	0	0
Games with 5+ Blk	0	0	0	0
Games with 5+ Stl	0	0	0	0
Double-Doubles	0	1	0	1

CAREER HIGHS


Points	24 at South Carolina (1/23/21)
Rebounds	10 vs. Arkansas (12/30/20)
Field Goals	8 at Kentucky (2/13/21)
Field Goals Att.	14 (four times)
3-Pt. Field Goals	4 (four times)
3-Pt. Field Goals Att.	7 (five times)
Free Throws	8 vs. Kentucky (1/16/21)
Free Throws Att.	11 vs. Tennessee (2/27/21)
Assists	6 (twice)
Blocks	1 (11 times)
Steals	4 at Arkansas (1/20/21)
Minutes	37 vs. Tennessee (2/27/21)

SEASON	TEAM	GP-GS	MIN/AVG	FG-FGA	FG%	3FG-3FGA	3FG%	FT-FTA	FT%	OFF	DEF	TOT	AVG	PF-FO	A	TO	BLK	STL	PTS	AVG
2019-20	AUB	31-3	424/13.7	39-99	.394	5-35	.143	17-37	.459	24	59	83	2.7	52-0	11	25	4	8	100	3.2
2020-21	AUB	27-27	821/30.4	122-268	.455	44-130	.338	97-125	.776	27	122	149	5.5	62-0	78	89	5	24	385	14.3
2021-22	AUB	13-11	325/25.0	35-83	.422	7-31	.226	23-34	.676	5	42	47	3.6	25-0	21	24	2	7	100	7.7
TOTAL		71-41	1570/22.1	196-450	.436	56-196	.286	137-196	.699	56	223	279	3.9	139-0	110	138	11	39	585	8.2

23

BABATUNDE AKINGBOLA

6-10 • 245
Junior • Center
Ogun, Nigeria
McEachern HS



2021-22 (Junior): Limited minutes off bench, seeing time in six games ... Scored two points against Nebraska ... Last action was versus North Alabama ... Represented Auburn at this year's Southeastern Conference Basketball Leadership Council that was held in September.

2020-21 (Sophomore): Averaged 1.9 points, 2.6 rebounds and 0.9 blocks in 11.0 minutes per game ... appeared in all 27 games off the bench ... blocked a shot in 15 games, including five games with two or more blocked shots ... set career highs in points (seven), rebounds (eight) and minutes played (26) in the season opener against Saint Joseph's (Nov. 26) ... also made first career 3-pointer in that game ... swatted a career-high five shots in only eight minutes against Missouri (Jan. 26) ... was the only player in the country to have at least five blocks in eight or fewer minutes during the 2020-21 campaign and one of just five players to accomplish the feat in the last decade ... grabbed multiple rebounds in 12 of his last 15 games ... named to the SEC Academic Honor Roll.

2019-20 (Freshman): Averaged 0.2 points, 0.3 rebounds and 0.4 blocks in 2.3 minutes per game ... appeared in 13 games off the bench, including five in SEC play ... blocked a pair of shots in the first minute his career minute at South Alabama (Nov. 12) ... pulled down a pair of rebounds in five minutes of action vs. New Mexico (Nov. 25) ... scored his first career points with a dunk against Lipscomb (Dec. 29) ... saw a career-high six minutes in regular-season finale at Tennessee (March 7) and blocked a shot.

HIGH SCHOOL AND PERSONAL: Labeled as a four-star prospect by Rivals and a three-star by 247Sports and ESPN ... tabbed as the No. 15 player in Georgia by 247Sports and ESPN ... played at McEachern High School ... was a two-time all-state selection ... team made the Final Four ... averaged 6.0 points, 6.1 rebounds, 3.0 blocks and 1.1 assists per game ... competed with Athletes of Tomorrow on the Nike EYBL circuit ... had 70 rebounds to go along with 27 blocks and shot 56 percent from the floor in 10 games for AOT during Nike 17U circuit ... led team to third-place finish at the 45th annual City of Palms Classic ... son of Akintayo and Temitayo Akingbola ... has four sisters: Yinka, Laide, Kemi and Lola ... goes by the nickname "Stretch" ... enrolled in the Harbert College of Business.

2021-22 AKINGBOLA GAME-BY-GAME												
Opp.	GS	Min.	FG-A	3FG-A	FT-A	O-D-T	PF	A	TO	BLK	STL	PTS
Morehead State	2		0-0	0-0	0-0	0-0-0	0	0	0	0	0	0
ULM		DNP										
at USF		DNP										
vs. UConn	1		0-0	0-0	0-0	0-0-0	0	0	0	0	0	0
vs. Loyola Chicago		DNP										
vs. Syracuse		DNP										
UCF		DNP										
Yale	8		0-2	0-2	0-0	0-2-2	1	0	1	3	0	0
vs. Nebraska	5		1-2	0-1	0-0	0-2-2	0	1	0	0	0	2
North Alabama	3		0-2	0-0	0-0	0-1-1	1	0	1	0	0	0
at Saint Louis		DNP										
Murray State		DNP										
LSU		DNP										
at South Carolina		DNP										
Florida		DNP										
at Alabama		DNP										
at Ole Miss		DNP										
Georgia		DNP										
Kentucky		DNP										
at Missouri		DNP										
Oklahoma		DNP										
Alabama		DNP										
at Georgia		DNP										
at Arkansas		DNP										
Texas A&M		DNP										
Vanderbilt												
at Florida												
Ole Miss												
at Tennessee												
at Mississippi State												
South Carolina												

CAREER HIGHS	
Points	7 vs. Saint Joseph's (11/26/20)
Rebounds	8 vs. Saint Joseph's (11/26/20)
Field Goals	2 (five times)
Field Goals Att.	5 vs. Saint Joseph's (11/26/20)
3-Pt. Field Goals	1 vs. Saint Joseph's (11/26/20)
3-Pt. Field Goals Att.	2 vs. Yale (12/4/21)
Free Throws	2 (three times)
Free Throws Att.	5 vs. Saint Joseph's (11/26/20)
Assists	2 vs. Appalachian State (12/22/20)
Blocks	5 vs. Missouri (1/26/21)
Steals	2 (twice)
Minutes	26 vs. Saint Joseph's (11/26/20)

	AKINGBOLA'S MISCELLANEOUS STATS			
	2019-20	2020-21	2021-22	Career
Games with 10+ Pts	0	0	0	0
Games with 20+ Pts	0	0	0	0
Games 5+ 3s	0	0	0	0
Games with 5+ Reb	0	4	0	4
Games with 10+ Reb	0	0	0	0
Games with 5+ Ast	0	0	0	0
Games with 10+ Ast	0	0	0	0
Games with 5+ Blk	0	1	0	1
Games with 5+ Stl	0	0	0	0
Double-Doubles	0	0	0	0

SEASON	TEAM	GP-GS	MIN/AVG	FG-FGA	FG%	3FG-3FGA	3FG%	FT-FTA	FT%	OFF	DEF	TOT	AVG	PF-FO	A	TO	BLK	STL	PTS	AVG
2019-20	AUB	13-0	29/2.3	1-4	.250	0-1	.000	0-0	.000	1	3	4	0.3	7-0	2	3	5	0	2	0.2
2020-21	AUB	27-0	295/10.9	21-44	.477	1-4	.250	8-23	.348	35	34	69	2.6	49-0	5	16	25	9	51	1.9
2021-22	AUB	5-0	18/3.7	1-6	.167	0-3	.000	0-0	.000	0	5	5	1.0	2-0	1	2	3	0	2	0.4
TOTAL		45-0	343/7.6	23-54	.426	1-8	.125	8-23	.348	36	42	78	1.7	58-0	8	21	33	9	55	1.2

24



LIOR BERMAN

6-4 • 215

Junior • Guard

Birmingham, Ala.

Mountain Brook HS

2021-22 (Junior): Increased role off bench first half of season before missing seven games with an injury ... First action since early January came on Feb. 12 against Texas A&M ... Averaging 2.5 points and 10.1 minutes in 16 games ... Connected on 8-of-17 three pointers (.471), the best percentage from long range on the team ... Career-best 8 points on 3-of-6 shooting against Nebraska ... Hit multiple three pointers in three games.

2020-21 (Sophomore): Averaged 1.2 points in 2.7 minutes per game ... appeared in 11 games off the bench, including eight in SEC play ... shot 36.4 percent from beyond the arc ... first career points came on a 3-pointer vs. Troy (Dec. 19) ... scored a career-high six in 2-of-4 from shooting from downtown at South Carolina (Jan. 23) ... buried a 3 and completed a 4-point play at Alabama (March 2) ... named to the SEC Academic Honor Roll.

2019-20 (Freshman): Appeared in two games off the bench ... first career action came against CSUN (Nov. 15) ... also appeared vs. Colgate (Nov. 18) ... named to AD Honor Roll after maintaining a 3.5 or higher combined GPA for the previous spring and fall semesters.

HIGH SCHOOL AND PERSONAL: Played at Mountain Brook High School under head coach Bucky McMillan ... led team to No. 5 national ranking by USA Today and MaxPreps during senior season ... selected to the state finals all-tournament team, all-region team and all-area team ... won three state championships during sophomore, junior and senior campaigns ... team went 95-13 in three years as a starter ... also competed at the 2017 World Maccabiah Games where he won a gold medal with Team USA ... son of Elan and Jennifer Berman ... has two siblings: Josie and Lev ... grandfather, Floyd Berman, ran track and played lacrosse at Virginia ... uncle, Dan Berman, played baseball at Brandeis ... grandfather, Eddie Phillips, played football at East Mississippi ... enrolled in the College of Architecture, Design, and Construction.

2021-22 BERMAN'S GAME-BY-GAME

Opp.	GS	Min.	FG-A	3FG-A	FT-A	O-D-T	PF	A	TO	BLK	STL	PTS
Morehead State	7		1-3	0-2	0-0	0-0-0	0	0	0	0	0	2
ULM	3		0-0	0-0	0-0	0-0-0	0	0	0	0	0	0
at USF	9		1-2	0-0	0-0	3-0-3	0	1	0	0	0	2
vs. UConn		DNP										
vs. Loyola Chicago	8		1-1	0-0	0-0	0-1-1	2	0	0	0	0	2
vs. Syracuse	8		2-3	2-2	0-0	0-0-0	2	0	0	0	0	6
UCF	13		2-3	2-2	0-0	1-1-2	3	0	0	0	0	6
Yale	12		0-4	0-1	0-0	0-1-1	1	0	2	0	1	0
vs. Nebraska	19		3-6	2-3	0-0	0-0-0	1	1	0	0	1	8
North Alabama	17		1-4	0-0	0-0	2-2-4	1	1	0	1	1	2
at Saint Louis	16		2-2	1-1	0-1	1-0-1	4	0	0	0	0	5
Murray State	13		1-2	1-1	0-0	0-0-0	2	1	0	0	1	3
LSU	9		1-3	0-1	0-0	1-1-2	0	0	0	0	0	2
at South Carolina	11		1-3	0-1	0-0	0-0-0	1	1	0	0	0	2
Florida	6		0-1	0-1	0-0	0-0-0	0	0	1	0	1	0
at Alabama	2		0-1	0-1	0-0	0-0-0	0	0	0	0	0	0
at Ole Miss		DNP										
Georgia		DNP										
Kentucky		DNP										
at Missouri		DNP										
Oklahoma		DNP										
Alabama		DNP										
at Georgia		DNP										
at Arkansas		DNP										
Texas A&M	2		0-1	0-1	0-0	0-0-0	0	0	0	0	0	0
Vanderbilt												
at Florida												
Ole Miss												
at Tennessee												
at Mississippi State												
South Carolina												

CAREER HIGHS

Points	8 vs. Nebraska (12/11/21)
Rebounds	4 vs. North Alabama (12/14/21)
Field Goals	3 vs. Nebraska (12/11/21)
Field Goals Att.	6 vs. Nebraska (12/11/21)
3-Pt. Field Goals	2 (four times)
3-Pt. Field Goals Att.	4 at South Carolina (1/23/21)
Free Throws	1 at Alabama (3/2/21)
Free Throws Att.	1 (twice)
Assists	1 (five times)
Steals	1 (four times)
Blocks	1 vs. North Alabama (12/14/21)
Minutes	19 vs. Nebraska (12/11/21)

BERMAN'S MISCELLANEOUS STATS

	2020-21	2021-22	Career
Games with 10+ Pts	0	0	0
Games with 20+ Pts	0	0	0
Games 5+ 3s	0	0	0
Games with 5+ Reb	0	0	0
Games with 10+ Reb	0	0	0
Games with 5+ Ast	0	0	0
Games with 10+ Ast	0	0	0
Games with 5+ Blk	0	0	0
Games with 5+ Stl	0	0	0
Double-Doubles	0	0	0

SEASON	TEAM	GP-GS	MIN/AVG	FG-FGA	FG%	3FG-3FGA	3FG%	FT-FTA	FT%	OFF	DEF	TOT	AVG	PF-FO	A	TO	BLK	STL	PTS	AVG
2019-20	AUB	2-0	3/1.4	0-1	.000	0-0	.000	0-0	.000	0	0	0	0.0	0-0	0	0	0	0	0	0.0
2020-21	AUB	11-0	29/2.7	4-12	.333	4-11	.364	1-1	1.000	0	2	2	0.2	1-0	0	0	0	0	13	1.2
2021-22	AUB	16-0	161/10.1	16-39	.410	8-17	.471	0-1	.000	8	6	14	0.9	17-0	5	3	1	5	40	2.5
TOTAL		29-0	193/6.7	20-52	.385	12-28	.429	1-2	.500	8	8	16	0.6	18-0	5	3	1	5	53	1.8

35



DEVAN CAMBRIDGE

6-6 • 215

Junior • Guard

Nashville, Tenn.

Hillcrest Prep (Ariz.)

2021-22 (Junior): Started in 14 games, averaging 6.1 points and 3.8 rebounds on season ... Last six games averaging 6.0 points and 6.0 rebounds ... 24 offensive rebounds in last six games ... Had best SEC game of season against Texas A&M, scoring 10 points with 4 rebounds, 2 assists and 1 steal in 18 minutes off the bench ... Nine offensive rebounds at Missouri (1/25) were most by AU player since Brandon Robinson tied a school record with 11 on Jan. 5, 2002 against Arkansas ... All nine offensive rebounds came in a 8:57 stretch of second half with first coming at 11:46 remaining in the game ... Averaged 11.0 points and 4.4 rebounds in five-game stretch in late November-early December ... Double-double performance of 10 points and 10 rebounds versus Yale ... Thunderous one-handed dunk after pass off backboard by Wendell Green Jr. in first have of Georgia game in Athens.

2020-21 (Sophomore): Averaged 8.9 points, 3.6 rebounds, 0.9 steals, 0.7 assists and 0.6 blocks in 25.3 minutes per game ... appeared in all 27 games and earned 19 starts ... scored in double figures 14 times, including 11 of his last 16 games ... more than doubled his scoring output from a season ago, improving from 4.2 points per game as a freshman to 8.9 points per contest as a sophomore ... averaged 9.9 points, 3.7 rebounds and 1.1 steals per game during SEC play ... finished third on the team with 41 3-pointers made ... knocked down three or more 3s in a game six times with five coming against SEC foes ... in his first collegiate start, posted first career double-double with 13 points and a career-high 10 rebounds against Saint Joseph's (Nov. 26) ... blocked a career-high five shots in win over Georgia on (Jan. 13) ... with Jaylin Williams, became only set of teammates in Division I to block at least five shots in the same game this in 2020-21 ... posted season-high 16 points against Ole Miss (Feb. 6) ... SEC Academic Honor Roll.

2019-20 (Freshman): Averaged 4.2 points, 2.3 rebounds, 0.4 blocks and 0.4 steals in 13.2 minutes per game ... played in all 31 games off the bench ... led team in blocks and steals three times and scoring once ... played 10-plus minutes 17 times ... was team's second-best three-point shooter at 37 percent (27-of-73) ... scored career-high 26 points on 10-of-14 shooting vs. South Carolina (Jan. 22) ... 26 points were the most points scored by an Auburn freshman since Danjel Purifoy scored 27 points in back-to-back games in 2016 ... knocked down career-high seven 3-pointers en route to 21 points against LSU (Feb. 8) ... scored four or more points in 12 games and had at least eight points in four of his last eight games ... pulled down four or more rebounds in seven games with five heading into SEC play ... racked up a block or a steal 15 times ... named to AD Honor Roll after maintaining a 3.5 or higher combined GPA for the previous spring and fall semesters.

HIGH SCHOOL AND PERSONAL: Three-star prospect by Rivals and 247Sports ... tabbed as the No. 8 player in the state of Arizona by 247Sports ... averaged 13 points, 6.5 rebounds, 2.3 blocks and 1.7 steals in 22 games during senior season for

Hillcrest Prep in Phoenix, Ariz ... Shot 49 percent from the field, including 38 percent from three ... played on the Nike EYBL circuit with Athletes of Tomorrow, averaging 15.1 points, 5.1 rebounds, 1.3 assists and 1.3 blocks per game in 13 games ... son of Desmond Cambridge and Teon Cotton ... six siblings: Desmond Jr., Jalon, Jaloni, Jasiah, Jordyn and Kennedy ... father, Desmond Sr., was all-conference player at Alabama A&M where he set NCAA record for steals in a season (160) while also averaging 20.7 points per game ... brother, Desmond Jr., plays basketball at Nevada ... enrolled in the College of Education.

2021-22 CAMBRIDGE GAME-BY-GAME

Opp.	GS	Min.	FG-A	3FG-A	FT-A	O-D-T	PF	A	TO	BLK	STL	PTS
Morehead State	*	24	4-7	1-3	2-2	2-2-4	0	1	0	0	0	11
ULM	*	19	1-6	0-4	0-0	1-2-3	1	0	0	0	0	2
at USF	*	30	3-10	0-6	0-0	1-1-2	3	3	1	0	0	6
vs. UConn	*	22	2-4	1-2	1-2	1-1-2	2	0	2	0	2	6
vs. Loyola Chicago	*	26	3-4	1-2	0-0	0-2-2	4	1	1	1	2	7
vs. Syracuse	*	24	4-8	2-5	0-0	2-3-5	2	2	2	1	2	10
UCF	*	22	3-8	2-6	0-0	1-1-2	2	0	1	1	1	8
Yale	*	22	3-9	2-6	2-2	3-7-10	1	1	0	1	0	10
vs. Nebraska	*	22	6-8	2-3	0-0	0-0-0	1	2	0	0	0	14
North Alabama	*	25	4-5	2-2	3-4	1-4-5	2	0	1	0	1	13
at Saint Louis	*	20	0-2	0-1	0-0	1-1-2	3	1	2	0	1	0
Murray State	*	20	2-5	1-4	2-2	1-1-2	3	0	3	0	1	7
LSU												DNP
at South Carolina	*	25	1-4	1-2	1-3	1-4-5	1	0	0	0	1	4
Florida	*	16	2-4	0-0	0-0	1-1-2	0	0	1	0	0	4
at Alabama	*	14	2-3	0-1	0-0	1-4-5	2	0	1	1	0	4
at Ole Miss		12	0-3	0-3	1-2	1-0-1	1	0	0	0	0	1
Georgia		18	1-6	0-3	0-0	0-2-2	2	1	0	0	0	2
Kentucky		12	1-1	0-0	0-0	0-1-1	0	1	0	0	0	2
at Missouri		19	2-8	0-2	0-2	9-0-9	0	0	1	0	0	4
Oklahoma		18	2-3	0-1	3-3	4-1-5	2	2	0	1	0	7
Alabama		18	2-4	1-2	3-4	2-4-6	1	0	0	0	0	8
at Georgia		19	1-4	0-2	0-0	3-0-3	2	1	1	0	2	2
at Arkansas		27	2-8	1-5	0-1	5-4-9	3	0	1	1	0	5
Texas A&M		18	4-9	0-4	2-2	1-3-4	3	2	1	0	1	10
Vanderbilt												
at Florida												
Ole Miss												
at Tennessee												
at Mississippi State												
South Carolina												

CAMBRIDGE'S MISCELLANEOUS STATS

	2019-20	2020-21	2021-22	Career
Games with 10+ Pts	4	14	6	24
Games with 20+ Pts	2	0	0	2
Games 5+ 3s	2	1	0	3
Games with 5+ Reb	3	8	9	20
Games with 10+ Reb	0	1	1	2
Games with 5+ Ast	0	0	0	0
Games with 10+ Ast	0	0	0	0
Games with 5+ Blk	0	1	0	1
Games with 5+ Stl	0	0	0	0
Double-Doubles	0	1	1	2

CAREER HIGHS

Points	26 vs. South Carolina (1/22/20)
Rebounds	10 (twice)
Field Goals	10 vs. South Carolina (1/22/20)
Field Goals Att.	17 vs. Tennessee (2/27/21)
3-Pt. Field Goals	7 vs. LSU (2/8/20)
3-Pt. Field Goals Att.	11 vs. South Alabama (12/4/20)
Free Throws	4 (three times)
Free Throws Att.	8 vs. Saint Joseph's (11/26/20)
Assists	3 (twice)
Blocks	5 at Georgia (1/13/21)
Steals	3 (three times)
Minutes	38 vs. Ole Miss (2/6/21)

SEASON	TEAM	GP-GS	MIN/AVG	FG-FGA	FG%	3FG-3FGA	3FG%	FT-FTA	FT%	OFF	DEF	TOT	AVG	PF-FO	A	TO	BLK	STL	PTS	AVG
2019-20	AUB	31-0	408/13.2	49-115	.426	27-79	.342	5-18	.278	20	51	71	2.3	34-0	4	22	11	12	130	4.2
2020-21	AUB	27-19	683/25.3	86-229	.376	41-143	.287	28-48	.583	28	69	97	3.6	46-0	20	37	15	24	241	8.9
2021-22	AUB	24-14	495/20.6	55-132	.417	17-68	.250	20-29	.690	42	49	91	3.8	41-0	18	19	7	14	147	6.1
TOTAL		82-33	1586/19.3	190-476	.399	85-290	.293	53-95	.558	90	169	259	3.2	121-0	42	78	33	50	518	6.3

44

DYLAN CARDWELL

6-11 • 250
 Sophomore • Center
 Augusta, Ga.
 McEachern HS



2021-22 (Sophomore): Action in all 25 games, averaging 11.4 minutes off the bench ... Averaging 3.2 points, 3.1 rebounds and 1.4 blocks ... Second on team with 36 blocked shots and 43 offensive rebounds ... Strong minutes off bench in last five games, averaging 6.2 points and 3.2 rebounds on 14-of-17 (.823) shooting ... Season-high seven rebounds against ULM and Florida ... Four points, four boards and three blocks in first meeting against Georgia (Jan. 19) ... Streak of 14 consecutive games with a blocked shot snapped at Missouri ... 15 of last 22 rebounds have come off the offensive glass ... Last two games averaging 7.5 points, 3.5 rebounds in 12.0 minutes.

2020-21 (Freshman): Averaged 3.8 points, 3.6 rebounds, 0.6 blocks and 0.5 assists in 15.1 minutes per game ... played in all 27 games off the bench ... shot a team-best 70.5 percent from the floor ... shooting percentage was third-highest among SEC players who have attempted at least 50 shots ... was the only player in the country to shoot better than 70 percent from the floor and total at least 90 rebounds and 15 blocks in 2020-21 ... led the team with 49 offensive rebounds ... pulled down four-plus rebounds in 14 games, including a career-high eight boards against Kentucky (Jan. 16) ... recorded career-high three steals vs. Georgia (Jan. 13) ... scored career-high 10 points on 5-of-7 shooting against Ole Miss (Feb. 6) ... made first career 3-pointer on a fadeaway shot as the shot clock was expiring in the season finale vs. Mississippi State (March 6).

HIGH SCHOOL AND PERSONAL: Tabbed as a 4-star prospect by Rivals and a 3-star prospect by 247Sports and ESPN ... ranked 125th overall in the 2020 class by Rivals and 151st by 247Sports ... chosen as a top-15 player in the state of Georgia by 247Sports (13) and ESPN (14) ... listed as the No. 15 center by Rivals and the No. 25 center by 247Sports ... tabbed as the 56th-best player in his region by ESPN ... played two seasons at Oak Hill Academy (Va.) before transferring back to McEachern High School (Ga.) for senior season ... averaged 3.8 points and 3.8 rebounds, while shooting 68 percent from the floor as a junior ... on the AAU circuit, played for Athletes of Tomorrow ... averaged 6.7 points, 8.7 rebounds and 2.2 blocks per game on the Nike EYBL circuit ... at the 2019 Peach Jam, averaged 5.2 points, seven rebounds and 2.5 blocks per contest.

2021-22 CARDWELL GAME-BY-GAME														
Opp.	GS	Min.	FG-A	3FG-A	FT-A	O-D-T	PF	A	TO	BLK	STL	PTS		
Morehead State	12		1-1	0-0	0-0	1-1-2	1	0	0	1	2	2		
ULM	15		1-3	0-0	0-0	4-3-7	2	1	0	2	2	2		
at USF	9		0-0	0-0	0-0	2-0-2	0	0	1	1	0	0		
vs. UConn	7		0-0	0-0	0-0	1-0-1	1	0	0	0	0	0		
vs. Loyola Chicago	9		1-1	0-0	0-0	0-2-2	1	0	0	0	1	2		
vs. Syracuse	17		3-3	0-0	0-0	3-3-6	3	0	0	1	0	6		
UCF	7		0-0	0-0	0-0	1-1-2	4	1	0	1	1	0		
Yale	16		5-6	0-0	0-0	4-2-6	1	2	1	3	0	10		
vs. Nebraska	11		1-2	0-0	0-0	2-1-3	0	0	1	2	0	2		
North Alabama	14		1-2	0-0	0-0	1-3-4	2	1	0	3	1	2		
at Saint Louis	9		1-2	0-0	0-0	1-2-3	2	1	0	2	0	2		
Murray State	12		2-3	0-0	0-0	2-2-4	2	1	0	1	0	4		
LSU	12		0-1	0-0	0-2	1-0-1	1	0	1	2	0	0		
at South Carolina	11		2-2	0-0	1-2	0-0-0	2	2	0	1	4	5		
Florida	13		0-1	0-0	0-0	3-4-7	3	1	0	2	1	0		
at Alabama	18		3-4	0-0	0-0	2-4-6	2	0	1	4	0	6		
at Ole Miss	7		0-1	0-0	0-0	0-0-0	1	2	0	2	0	0		
Georgia	13		2-2	0-0	0-0	3-1-4	4	0	2	3	1	4		
Kentucky	9		0-1	0-0	0-0	1-0-1	0	0	1	1	0	0		
at Missouri	7		1-2	0-0	0-0	1-0-1	3	0	1	0	0	2		
Oklahoma	10		4-5	0-0	0-0	3-0-3	3	0	0	0	0	8		
Alabama	11		2-2	0-0	0-0	1-2-3	2	0	0	1	0	4		
at Georgia	8		2-2	0-0	0-0	2-1-3	1	0	0	2	0	4		
at Arkansas	11		3-4	0-1	0-0	3-1-4	1	0	0	1	0	6		
Texas A&M	13		3-4	0-0	3-5	1-2-3	3	0	0	0	1	9		
Vanderbilt														
at Florida														
Ole Miss														
at Tennessee														
at Mississippi State														
South Carolina														

CAREER HIGHS	
Points	10 vs. Ole Miss (2/6/21), vs. Yale (12/4/21)
Rebounds	8 vs. Kentucky (1/16/21)
Field Goals	5 vs. Ole Miss (2/6/21)
Field Goals Att.	7 (twice)
3-Pt. Field Goals	1 vs. Mississippi State (3/6/21)
3-Pt. Field Goals Att.	1 at Arkansas [OT] (2/8/22), vs. Mississippi St (3/6/21)
Free Throws	6 vs. Missouri (1/26/21)
Free Throws Att.	7 vs. Missouri (1/26/21)
Assists	3 vs. Saint Joseph's (11/26/20)
Blocks	4 at Alabama (1/11/22)
Steals	4 at South Carolina (1/4/22)
Minutes	29 vs. Ole Miss (2/6/21)

CARDWELL'S MISCELLANEOUS STATS			
	2020-21	2021-22	Career
Games with 10+ Pts	1	1	2
Games with 20+ Pts	0	0	0
Games 5+ 3s	0	0	0
Games with 5+ Reb	8	5	13
Games with 10+ Reb	0	0	0
Games with 5+ Ast	0	0	0
Games with 10+ Ast	0	0	0
Games with 5+ Blk	0	0	0
Games with 5+ Stl	0	0	0
Double-Doubles	0	0	0

SEASON	TEAM	GP-GS	MIN/AVG	FG-FGA	FG%	3FG-3FGA	3FG%	FT-FTA	FT%	OFF	DEF	TOT	AVG	PF-FO	A	TO	BLK	STL	PTS	AVG
2020-21	AUB	27-0	409/15.1	43-61	.705	1-1	1.000	16-28	.571	49	49	98	3.6	57-1	13	41	17	12	103	3.8
2021-22	AUB	25-0	286/11.4	38-54	.704	0-1	.000	4-9	.444	43	35	78	3.1	45-0	12	9	36	14	80	3.2
TOTAL		52-0	695/13.4	81-115	.704	1-2	.500	20-37	.541	92	84	176	3.4	102-1	25	50	53	26	183	3.5

2021-22 SEASON STATISTICS



2021-22 Auburn Men's Basketball Combined Team Statistics All games

Game Records

Record	Overall	Home	Away	Neutral
ALL GAMES	23-2	13-0	7-1	3-1
CONFERENCE	11-1	6-0	5-1	0-0
NON-CONFERENCE	12-1	7-0	2-0	3-1

Score by Periods

Team	1st	2nd	OT	TOT
Auburn	948	1015	36	1999
Opponents	771	848	46	1665

Team Box Score

No.	Player	Total			3-Point		F-Throw		Rebounds				Other				PTS		AVG			
		GP-GS	MIN	AVG	FG-FGA	FG%	3FG-3FGA	3FG%	FT-FTA	FT%	OFF	DEF	TOT	AVG	PF	DQ	A	TO		BLK	STL	PTS
10	SMITH, Jabari	25-25	689:28	27.6	125-292	.428	50-126	.397	80-100	.800	17	153	170	6.8	48	1	43	45	26	33	380	15.2
0	JOHNSON, K.D.	25-22	679:37	27.2	103-258	.399	37-117	.316	81-118	.686	13	55	68	2.7	65	0	34	37	0	52	324	13.0
1	GREEN JR., Wendell	25-5	658:35	26.3	106-276	.384	44-137	.321	62-73	.849	13	82	95	3.8	48	0	123	58	0	36	318	12.7
13	KESSLER, Walker	25-25	630:01	25.0	123-195	.631	8-39	.205	36-57	.632	72	140	212	8.5	65	3	20	29	116	26	290	11.6
22	FLANIGAN, Allen	13-11	324:42	25.0	35-83	.422	7-31	.226	23-34	.676	5	42	47	3.6	25	0	21	24	2	7	100	7.7
35	CAMBRIDGE, Devan	24-14	495:19	20.6	55-132	.417	17-68	.250	20-29	.690	42	49	91	3.8	41	0	18	19	7	14	147	6.1
2	WILLIAMS, Jaylin	24-0	373:20	15.6	58-125	.464	9-38	.237	21-27	.778	27	44	71	3.0	40	0	24	22	15	8	146	6.1
12	JASPER, Zep	23-23	531:26	23.1	36-108	.333	17-52	.327	23-29	.793	9	21	30	1.3	44	0	54	17	1	15	112	4.9
44	CARDWELL, Dylan	25-0	286:12	11.4	38-54	.704	0-1	.000	4-9	.444	43	35	78	3.1	45	0	12	9	36	14	80	3.2
24	BERMAN, Lior	16-0	160:57	10.1	16-39	.410	8-17	.471	0-1	.000	8	6	14	0.9	17	0	5	3	1	5	40	2.5
5	MOORE, Chris	20-0	174:01	8.7	15-34	.441	0-5	.000	10-15	.667	17	15	32	1.6	18	0	5	13	4	7	40	2.0
14	COOK, Preston	14-0	21:44	1.6	5-7	.714	3-4	.750	1-2	.500	1	3	4	0.3	1	0	2	1	0	1	14	1.0
20	SOBERA, Carter	4-0	06:17	1.6	1-1	1.000	0-0	.000	1-3	.333	0	4	4	1.0	1	0	0	1	0	1	3	0.8
23	AKINGBOLA, Babatunde	5-0	18:30	3.7	1-6	.167	0-3	.000	0-0	.000	0	5	5	1.0	2	0	1	2	3	0	2	0.4
25	LEOPARD, Chandler	8-0	12:22	1.5	1-4	.250	1-4	.250	0-0	.000	0	1	1	0.1	0	0	0	0	0	0	3	0.4
21	CRESSMAN, Ty	2-0	02:20	1.2	0-0	.000	0-0	.000	0-0	.000	0	0	0	0.0	0	0	0	0	0	0	0	0.0
33	MAASDORP, Chase	8-0	11:11	1.4	0-0	.000	0-0	.000	0-1	.000	0	0	0	0.0	1	0	1	0	0	0	0	0.0
Team											59	43	102						12			
Total		25	5076		718-1614	.445	201-642	.313	362-498	.727	326	698	1024	41.0	461	4	363	292	211	219	1999	80.0
Opponents		25	5075		563-1472	.382	171-552	.310	368-505	.729	274	623	897	35.9	432	11	277	372	94	173	1665	66.6

Team Statistics

	AUB	OPP
Scoring	1999	1665
Points per game	80.0	66.6
Scoring margin	+13.4	-
Field goals-att	718-1614	563-1472
Field goal pct	.445	.382
3 point fg-att	201-642	171-552
3-point FG pct	.313	.310
3-pt FG made per game	8.0	6.8
Free throws-att	362-498	368-505
Free throw pct	.727	.729
F-Throws made per game	14.5	14.7
Rebounds	1024	897
Rebounds per game	41.0	35.9
Rebounding margin	+5.1	-
Assists	363	277
Assists per game	14.5	11.1
Turnovers	292	372
Turnovers per game	11.7	14.9
Turnover margin	+3.2	-
Assist/turnover ratio	1.2	0.7
Steals	219	173
Steals per game	8.8	6.9
Blocks	211	94
Blocks per game	8.4	3.8
Winning streak	1	-
Home win streak	13	-
Attendance	118573	83565
Home games-Avg/Game	13-9121	8-10446
Neutral site-Avg/Game	-	4-2918

Team Results

Date	Opponent	Score	Att.
11/09/2021	Morehead St.	W 77-54	9121
11/12/2021	La.-Monroe	W 93-65	9121
11/19/2021	at South Fla.	W 58-52	4040
11/24/2021	vs UConn	Lot2 109-115	1174
11/25/2021	vs Loyola Chicago	W 62-53	804
11/26/2021	vs Syracuse	W 89-68	1136
12/01/2021	UCF	W 85-68	9121
12/04/2021	Yale	W 86-64	9121
12/11/2021	vs Nebraska	W 99-68	8557
12/14/2021	North Ala.	W 70-44	9121
12/18/2021	at Saint Louis	W 74-70	8012
12/22/2021	Murray St.	W 71-58	9121
12/29/2021	LSU	W 70-55	9121
01/04/2022	at South Carolina	W 81-66	8528
01/08/2022	Florida	W 85-73	9121
01/11/2022	at Alabama	W 81-77	13474
01/15/2022	at Ole Miss	W 80-71	8657
01/19/2022	Georgia	W 83-60	9121
01/22/2022	Kentucky	W 80-71	9121
01/25/2022	at Missouri	W 55-54	10004
01/29/2022	Oklahoma	W 86-68	9121
02/01/2022	Alabama	W 100-81	9121
02/05/2022	at Georgia	W 74-72	10523
02/08/2022	at Arkansas	Lot 76-80	20327
02/12/2022	Texas A&M	W 75-58	9121

2021-22 SEASON STATISTICS



2021-22 Auburn Men's Basketball Combined Team Statistics In Conference games

Game Records

Record	Overall	Home	Away	Neutral
ALL GAMES	11-1	6-0	5-1	0-0
CONFERENCE	11-1	6-0	5-1	0-0
NON-CONFERENCE	0-0	0-0	0-0	0-0

Score by Periods

Team	1st	2nd	OT	TOT
Auburn	456	474	10	940
Opponents	363	441	14	818

Team Box Score

No.	Player	Total			3-Point			F-Throw		Rebounds				Other								
		GP-GS	MIN	AVG	FG-FGA	FG%	3FG-3FGA	3FG%	FT-FTA	FT%	OFF	DEF	TOT	AVG	PF	DQ	A	TO	BLK	STL	PTS	AVG
1	GREEN JR., Wendell	12-2	343:31	28.6	58-151	.384	20-69	.290	39-44	.886	6	40	46	3.8	27	0	63	31	0	18	175	14.6
10	SMITH, Jabari	12-12	336:10	28.0	54-133	.406	20-59	.339	35-47	.745	8	64	72	6.0	26	0	15	26	14	10	163	13.6
13	KESSLER, Walker	12-12	329:19	27.4	65-95	.684	3-14	.214	22-32	.688	42	74	116	9.7	40	3	9	18	66	11	155	12.9
0	JOHNSON, K.D.	12-12	342:26	28.5	49-119	.412	17-54	.315	38-57	.667	8	33	41	3.4	30	0	17	16	0	27	153	12.8
22	FLANIGAN, Allen	11-10	287:47	26.2	33-73	.452	7-28	.250	21-30	.700	3	37	40	3.6	24	0	16	23	2	7	94	8.5
2	WILLIAMS, Jaylin	12-0	169:02	14.1	23-53	.434	4-15	.267	12-13	.923	14	22	36	3.0	16	0	11	10	7	2	62	5.2
35	CAMBRIDGE, Devan	11-2	199:53	18.2	18-53	.340	3-23	.130	7-14	.500	24	23	47	4.3	15	0	5	6	2	4	46	4.2
12	JASPER, Zep	10-10	201:09	20.1	11-35	.314	6-21	.286	8-10	.800	5	9	14	1.4	17	0	16	6	1	4	36	3.6
44	CARDWELL, Dylan	12-0	135:04	11.3	18-26	.692	0-1	.000	4-9	.444	18	15	33	2.8	23	0	5	6	19	7	40	3.3
20	SOBERA, Carter	1-0	01:00	1.0	1-1	1.000	0-0	.000	1-1	1.000	0	0	0	0.0	0	0	0	0	0	0	3	3.0
5	MOORE, Chris	8-0	40:07	5.0	3-7	.429	0-0	.000	1-3	.333	7	4	11	1.4	5	0	1	5	2	1	7	0.9
24	BERMAN, Lior	5-0	31:12	6.2	2-9	.222	0-5	.000	0-0	.000	1	1	2	0.4	1	0	1	1	0	1	4	0.8
14	COOK, Preston	4-0	07:23	1.8	1-2	.500	0-0	.000	0-0	.000	0	1	1	0.3	0	0	1	1	0	0	2	0.5
25	LEOPARD, Chandler	1-0	01:00	1.0	0-0	.000	0-0	.000	0-0	.000	0	0	0	0.0	0	0	0	0	0	0	0	0.0
33	MAASDORP, Chase	1-0	01:00	1.0	0-0	.000	0-0	.000	0-0	.000	0	0	0	0.0	0	0	0	0	0	0	0	0.0
Team											27	21	48				5					
Total		12	2426		336-757	.444	80-289	.277	188-260	.723	163	344	507	42.3	224	3	160	154	113	92	940	78.3
Opponents		12	2425		274-725	.378	81-270	.300	189-249	.759	139	292	431	35.9	217	4	138	159	49	87	818	68.2

Team Statistics

	AUB	OPP
Scoring	940	818
Points per game	78.3	68.2
Scoring margin	+10.2	-
Field goals-att	336-757	274-725
Field goal pct	.444	.378
3 point fg-att	80-289	81-270
3-point FG pct	.277	.300
3-pt FG made per game	6.7	6.8
Free throws-att	188-260	189-249
Free throw pct	.723	.759
F-Throws made per game	15.7	15.8
Rebounds	507	431
Rebounds per game	42.3	35.9
Rebounding margin	+6.3	-
Assists	160	138
Assists per game	13.3	11.5
Turnovers	154	159
Turnovers per game	12.8	13.3
Turnover margin	+0.4	-
Assist/turnover ratio	1.0	0.9
Steals	92	87
Steals per game	7.7	7.3
Blocks	113	49
Blocks per game	9.4	4.1
Winning streak	1	-
Home win streak	6	-
Attendance	54726	71513
Home games-Avg/Game	6-9121	6-11919
Neutral site-Avg/Game	-	0-0

Team Results

Date	Opponent		Score	Att.
12/29/2021	LSU	W	70-55	9121
01/04/2022	at South Carolina	W	81-66	8528
01/08/2022	Florida	W	85-73	9121
01/11/2022	at Alabama	W	81-77	13474
01/15/2022	at Ole Miss	W	80-71	8657
01/19/2022	Georgia	W	83-60	9121
01/22/2022	Kentucky	W	80-71	9121
01/25/2022	at Missouri	W	55-54	10004
02/01/2022	Alabama	W	100-81	9121
02/05/2022	at Georgia	W	74-72	10523
02/08/2022	at Arkansas	Lot	76-80	20327
02/12/2022	Texas A&M	W	75-58	9121

2021-22 BOX SCORES

GAME 1 | #22/22 AUBURN 77, MOREHEAD STATE 54

GAME 2 | #22/22 AUBURN 93, ULM 65



Official Basketball Box Score - Final
Morehead St. at Auburn
 11/09/21 Auburn Arena, Auburn
 2021-22 Men's Basketball

Game Time: 7:00 PM
 Game Duration: 1:45
 Attendance: 9,121

Officials: Steven Anderson, Owen Shortt, Hunter Allen

Morehead St. - 54		Record: 0-1											
NO.	Name	Min	FG	3P	FT	Rebounds	Fouls	TP	AS	TO	ST	Blocks	+/-
			M/A	M/A	M/A	OR DR TOT	PF					BS BA	
4	Johni Broome	F 29:37	5-15	0-0	2-2	3 5 8	2 2	2	0	1	1	0 3	-11
5	Skyelar Potter	F 32:11	4-8	1-4	0-0	1 3 4	2 2	9	1	2	0	0 1	-11
21	Tray Hollowell	G 30:49	3-9	1-5	0-0	4 4 0	0 1	7	1	4	1	0 0	-22
24	Jake Wolfe	G 19:47	0-2	0-1	0-0	0 1 1	1 1	0	0	3	0	0 1	-24
55	Talon Cooper	G 36:01	4-10	1-4	2-4	0 5 5	2 3	11	2	4	2	1 1	-22
11	Jaylon Hall	00:46	0-0	0-0	0-0	0 0 0	0 0	0	0	1	0	0 0	-2
2	Jaylen Sebrae	20:19	2-4	1-2	1-2	4 0 10	1 1	6	1	1	0	2 0	1
0	Tyzaun Claude	08:27	0-2	0-0	0-0	0 0 0	1 1	0	0	0	1	0 2	-14
3	Drew Thelwell	17:53	1-6	1-2	0-0	1 1 1	1 1	3	1	1	0	0 0	-12
22	LJ Blyan	01:50	2-2	0-0	0-0	1 0 1	0 0	4	0	0	0	0 0	2
1	Tucson Redding	01:10	1-1	0-0	0-0	0 0 0	0 0	2	0	0	0	0 0	0
15	Braden May	01:10	0-0	0-0	0-0	0 0 0	0 0	0	0	0	0	0 0	0
Team						2 3 5		0	0	0			
Totals			22-59	5-18	5-8	11 28 39	9 12	54	6	17	6	3 8	-23

Shooting By Period	
1 st FG%	8-25 32.0%
3PT%	4-8 50.0%
FT%	4-6 66.7%
2 nd FG%	14-34 41.2%
3PT%	1-10 10.0%
FT%	1-2 50.0%
GM FG%	22-59 37.3%
3PT%	5-18 27.8%
FT%	5-8 62.5%

Dead Ball Rebounds: 3, 0



Official Basketball Box Score - Final
La-Monroe at Auburn
 11/10/21 Auburn Arena, Auburn
 2021-22 Men's Basketball

Game Time: 7:00 PM
 Game Duration: 2:01
 Attendance: 9,121

Officials: Bert Lenox, Jason Baker, Vladimir Voyard-Tadai

La-Monroe - 65		Record: 0-2											
NO.	Name	Min	FG	3P	FT	Rebounds	Fouls	TP	AS	TO	ST	Blocks	+/-
			M/A	M/A	M/A	OR DR TOT	PF					BS BA	
13	Thomas Howell	F 23:40	4-4	0-0	1-1	1 3 4	4 1	9	0	2	1	0 0	-6
24	Russell Harrison	F 21:26	1-5	1-3	2-2	1 2 3	5 1	5	0	2	0	0 1	-10
0	Trey Boston	G 28:57	7-9	1-2	1-2	0 0 0	3 2	16	1	2	1	0 1	-23
3	Elijah Gonzales	G 26:23	3-9	2-7	1-2	0 4 4	3 5	9	2	2	2	0 0	-14
5	Reginald Gee	G 29:56	1-5	0-1	1-4	0 5 5	1 2	3	0	1	0	0 0	-26
1	Andre Jones	18:07	2-5	0-0	4-6	0 1 1	2 4	8	1	2	1	0 0	-4
2	Korem Ozier	16:33	1-5	1-3	1-2	0 1 1	2 2	4	3	1	0	0 1	-16
4	Nika Metskhvarishvili	27:19	3-11	0-3	2-2	2 5 7	3 3	8	1	2	1	3 3	-27
21	Luke Phillips	07:39	1-2	0-1	1-3	2 0 2	2 2	3	0	1	0	0 1	-14
Team						1 2 3		0	1				
Totals			23-55	5-20	14-24	7 23 30	25 22	65	8	16	6	3 10	28

Shooting By Period	
1 st FG%	13-32 40.6%
3PT%	4-14 28.6%
FT%	9-13 69.2%
2 nd FG%	10-23 43.5%
3PT%	1-6 16.7%
FT%	5-11 45.5%
GM FG%	23-55 41.8%
3PT%	5-20 25.0%
FT%	14-24 58.3%

Dead Ball Rebounds: 6, 0

Auburn - 77		Record: 1-0											
NO.	Name	Min	FG	3P	FT	Rebounds	Fouls	TP	AS	TO	ST	Blocks	+/-
			M/A	M/A	M/A	OR DR TOT	PF					BS BA	
10	Jabari Smith	F 21:24	3-6	2-3	0-0	0 7 7	1 2	8	4	0	3	1 0	21
13	Walker Kessler	F 24:56	3-7	0-4	0-2	4 4 6	1 2	6	2	1	2	5 0	18
1	Wendell Green Jr.	G 28:07	8-17	3-8	0-0	5 5 1	1 1	19	3	0	1	0 0	18
12	Zep Jasper	G 18:03	0-5	0-1	1-2	2 0 2	3 1	1	0	2	2	0 0	10
35	Devan Cambridge	G 23:57	4-7	1-3	2-2	2 4 0	1 1	11	0	0	0	0 0	23
0	K.D. Johnson	25:26	5-14	2-7	0-0	1 3 4	1 0	12	0	0	2	0 1	19
5	Chris Moore	14:53	2-2	0-0	0-0	1 1 2	0 4	1	0	0	0	0 0	0
44	Dylan Cardwell	11:55	1-1	0-0	0-0	1 1 2	1 0	2	0	0	2	1 0	5
2	Jaylin Williams	17:26	4-6	1-3	1-1	0 2 2	2 1	10	2	3	0	1 1	5
24	Lior Berman	07:14	1-3	0-2	0-0	0 0 0	0 1	2	0	0	0	0 0	-1
23	Babatunde Akingbola	01:59	0-0	0-0	0-0	0 0 0	0 0	0	0	0	0	0 0	-3
14	Preston Cook	01:10	1-1	0-0	0-0	1 0 1	0 0	2	0	0	0	0 0	0
21	Ty Cressman	01:10	0-0	0-0	0-0	0 0 0	0 0	0	0	0	0	0 0	0
25	Chandler Leopard	01:10	0-0	0-0	0-0	0 0 0	0 0	0	0	0	0	0 0	0
33	Chase Maasdorp	01:10	0-0	0-0	0-0	0 0 0	0 0	0	0	0	0	0 0	0
Team						0 1 1		0	0				
Totals			32-69	9-31	4-7	9 26 35	12 9	77	13	6	12	8 3	23

Shooting By Period	
1 st FG%	17-34 50.0%
3PT%	7-16 43.8%
FT%	3-6 50.0%
2 nd FG%	15-35 42.9%
3PT%	2-15 13.3%
FT%	1-1 100%
GM FG%	32-69 46.4%
3PT%	9-31 29.0%
FT%	4-7 57.1%

Dead Ball Rebounds: 3, 0

MSU		AU		Points from Turnovers		MSU		AU		Period by Period Scoring			
Biggest lead	0 (1 st 20:00)	29 (1 st 6:08)	Turnovers	6	19	1st	2nd	TOT	1st	2nd	TOT		
Best Scoring Run	8 (1 st 2:10)	15 (1 st 6:08)	Paint	24	38	MSU	24	30	54	AU	44	33	77
Lead Changes	0	0	Second Chance	13	13	Fast Breaks	4	16					
Times Tied	0	0	Bench	15	32								
Time with Lead	00:00	38:46											

Auburn - 93		Record: 2-0											
NO.	Name	Min	FG	3P	FT	Rebounds	Fouls	TP	AS	TO	ST	Blocks	+/-
			M/A	M/A	M/A	OR DR TOT	PF					BS BA	
10	Jabari Smith	F 28:57	7-12	3-5	6-8	2 8 10	2 6	23	2	3	4	2 1	11
13	Walker Kessler	F 17:45	1-3	0-1	0-0	0 4 4	4 1	2	0	2	0	3 1	5
1	Wendell Green Jr.	G 27:12	4-10	1-4	6-8	0 7 7	2 4	15	3	0	0	0 0	14
12	Zep Jasper	G 26:26	2-5	1-3	1-2	0 0 0	2 5	6	6	0	1	0 0	29
35	Devan Cambridge	G 18:54	1-6	0-4	0-0	1 2 3	1 0	2	0	0	0	0 0	12
0	K.D. Johnson	21:41	4-7	4-5	6-8	0 1 1	4 4	18	3	1	2	0 1	15
5	Chris Moore	20:56	5-9	0-1	6-6	2 2 4	1 4	16	0	1	0	0 0	19
2	Jaylin Williams	15:04	3-4	0-1	0-0	1 1 2	4 0	6	1	0	0	3 0	21
44	Dylan Cardwell	14:54	1-3	0-0	0-0	1 3 2	2 1	2	1	0	2	2 0	13
24	Lior Berman	03:31	0-0	0-0	0-0	0 0 0	0 0	0	0	0	0 0	0 0	-3
14	Preston Cook	01:10	0-0	0-0	0-0	0 0 0	0 0	0	0	0	0	0 0	0
21	Ty Cressman	01:10	0-0	0-0	0-0	0 0 0	0 0	0	0	0	0	0 0	0
25	Chandler Leopard	01:10	1-1	1-1	0-0	0 1 1	0 0	3	0	0	0	0 0	1
33	Chase Maasdorp	01:10	0-0	0-0	0-0	0 0 0	0 0	0	0	1	0	0 0	1
Team						0 0 0		0	0				
Totals			29-60	10-25	25-32	10 29 39	22 25	93	17	10	9	10 3	28

Shooting By Period	
1 st FG%	9-25 36.0%
3PT%	4-12 33.3%
FT%	15-18 83.3%
2 nd FG%	20-35 57.1%
3PT%	6-13 46.2%
FT%	10-14 71.4%
GM FG%	29-60 48.3%
3PT%	10-25 40.0%
FT%	25-32 78.1%

Dead Ball Rebounds: 5, 0

ULM		AUB		Points from Turnovers		CON		AUB		Period by Period Scoring	
Biggest lead	8 (1 st 6:00)	28 (2 nd 0:40)	Turnovers	11	19	1st	2nd	TOT	1st	2nd	TOT
Best Scoring Run	10 (1 st 6:00)	9 (1 st 14:30)	Paint	32	36	CON	45	38	12	20	115
Lead Changes	5	3	Second Chance	9	12	Fast Breaks	18	18			
Times Tied	3	3	Bench	23	45						
Time with Lead	12:44	25:27									

GAME 3 | #21/22 AUBURN 58, USF 52

GAME 4 | #22/21 UCONN 115, #19/22 AUBURN 109 (2OT)



Official Basketball Box Score - Final
Auburn at South Fla.
 11/19/21 Amale Arena, Tampa
 2021-22 Men's Basketball

Game Time: 7:00 PM
 Game Duration: 2:11
 Attendance: 4,040

2021-22 BOX SCORES

GAME 5 | #19/22 AUBURN 62, LOYOLA CHICAGO 53

GAME 6 | #19/22 AUBURN 89, SYRACUSE 68



Official Basketball Box Score - Final
Auburn at Loyola Chicago
 11/25/21 Menis Resort, Paradise Island
 2021 Bad Boy Mowers Battle 4 Atlanta

Game Time: 2:30 PM
 Game Duration: 1:51
 Attendance: 804

Officials: Job Hartness, Tony Henderson, Owen Short

Auburn - 62		Record: 4-1										Shooting By Period								
NO.	Name	Min	FG	3P	FT	Rebounds	Fouls	TP	AS	TO	ST	Blocks	BS	BA	+/-	1st	2nd	3rd	4th	
			M/A	M/A	M/A	OR	DR	PF				BS	BA		FG%	FG%	FG%	FG%	FT%	
10	Jabari Smith	F	29:08	7-9	0-1	0-1	0 4 4	1 3	14	0	1	0	1	0	13	41.1%	3-7	42.9%		
13	Walker Kessler	F	25:14	5-12	1-3	2-5	5 5 10	2 4	13	0	0	2	5	0	6	83.3%	5-6	83.3%		
0	K.D. Johnson	G	25:15	1-6	1-4	4-4	1 1 2	2 2	7	1	2	4	0	1	1	39.3%	1-2	50%		
12	Zep Jasper	G	23:06	1-9	0-3	1-2	0 0 0	1 1	3	6	1	0	0	0	6	22.2%	1-1	100%		
35	Devan Cambridge	G	26:22	3-4	1-2	0-0	2 2 4	1 1	7	1	1	2	1	0	11	75.0%	3-3	100%		
44	Dylan Cardwell	G	09:48	1-1	0-0	0-0	0 2 2	1 1	2	0	0	1	0	0	3	100%	1-1	100%		
1	Wendell Green Jr.	G	23:16	3-8	2-5	2-2	0 4 4	2 2	10	4	4	3	0	0	6	37.5%	3-3	100%		
5	Chris Moore	G	13:38	1-3	0-0	0-0	3 1 4	1 1	2	0	1	0	0	1	2	33.3%	1-1	100%		
2	Jaylin Williams	G	15:50	1-2	0-0	0-0	1 1 1	2 1	2	0	0	1	0	4						
24	Lior Berman	G	08:23	1-1	0-0	0-0	0 1 1	2 1	2	0	0	0	0	0	5					
Team							4 2 6		0											
Totals			24-55	5-18	9-14	13	23	36	18	17	62	12	13	8	2	9				

Loyola Chicago - 53		Record: 4-2										Shooting By Period								
NO.	Name	Min	FG	3P	FT	Rebounds	Fouls	TP	AS	TO	ST	Blocks	BS	BA	+/-	1st	2nd	3rd	4th	
			M/A	M/A	M/A	OR	DR	PF				BS	BA		FG%	FG%	FG%	FG%	FT%	
30	Ather Uguak	F	20:29	0-2	0-1	1-2	1 2 3	1 3	1	1	4	0	0	0	-2	0%	0-0	0%		
22	Jacob Hulston	C	17:36	3-7	0-0	0-0	1 1 1	1 3	6	2	0	2	0	3	-9	42.9%	3-3	100%		
1	Lucas Williamson	G	31:03	3-7	1-4	0-2	0 4 4	2 4	7	3	5	1	0	1	-11	42.9%	3-3	100%		
4	Brean Norris	G	31:25	3-9	3-7	1-2	0 2 2	3 5	10	1	3	0	0	1	-6	33.3%	3-3	100%		
12	Marquise Kennedy	G	24:44	6-8	1-2	0-0	1 1 2	1 1	13	2	1	1	0	2	-6	75.0%	6-6	100%		
23	Chris Knight	G	14:59	1-1	0-0	0-1	1 1 2	3 1	2	0	2	0	0	0	5					
5	Keith Clemons	G	15:24	1-5	1-5	0-0	1 1 1	0 0	3	0	0	0	0	0	-8	20%	1-1	100%		
13	Ryan Schwieger	G	24:03	2-5	0-2	0-0	2 2 2	3 0	4	1	1	0	1	0	-8	40%	2-2	100%		
24	Tate Hall	G	18:04	2-3	1-2	2-2	0 5 5	2 1	7	0	2	0	1	0	-7	66.7%	2-2	100%		
10	Tom Welch	G	02:13	0-0	0-0	0-0	0 0 0	1 0	1	0	0	0	0	0	-1					
Team							2 2 4		0											
Totals			21-47	7-23	4-9	5	21	26	17	18	53	11	18	4	2	8	-9			

AUB		LOY		Points from Turnovers		AUB		LOY		Period by Period Scoring			
Biggest lead	10 (2 nd 4:25)	2 (2 nd 17:36)	Paint	26	26	1st	2nd	TOT	AUB	LOY	1st	2nd	TOT
Best Scoring Run	7 (1 st 19:03)	7 (1 st 5:23)	Second Chance	4	6	34	28	62	34	28	62		
Lead Changes	10	6	Fast Breaks	11	0	32	21	53	32	21	53		
Times Tied	5	6	Bench	18	16								
Time with Lead	31:26	04:22											



Official Basketball Box Score - Final
Syracuse at Auburn
 11/25/21 Menis Resort, Paradise Island
 2021 Bad Boy Mowers Battle 4 Atlanta

Game Time: 4:30 PM
 Game Duration: 1:51
 Attendance: 1,136

Officials: Gary Maxwell, Raymie Slyons, Owen Short

Syracuse - 68		Record: 3-3										Shooting By Period								
NO.	Name	Min	FG	3P	FT	Rebounds	Fouls	TP	AS	TO	ST	Blocks	BS	BA	+/-	1st	2nd	3rd	4th	
			M/A	M/A	M/A	OR	DR	PF				BS	BA		FG%	FG%	FG%	FG%	FT%	
0	Jimmy Boenheim	F	24:02	1-5	1-1	0-0	0 1 1	1 0	3	1	0	0	0	0	-23	20%	1-1	100%		
21	Cole Swider	F	32:00	5-11	2-6	5-5	0 4 4	2 4	17	0	1	0	0	0	-11	45.5%	5-5	100%		
14	Jesse Edwards	C	30:51	7-8	0-0	3-5	2 4 6	3 3	17	1	0	0	1	1	-11	87.5%	7-7	100%		
11	Joseph Girard III	G	26:33	1-6	1-5	0-0	0 3 3	0 2	3	3	2	0	0	0	-21	16.7%	1-1	100%		
35	Buddy Boenheim	G	32:11	3-12	2-6	9-9	1 2 3	1 6	2	1	2	3	2	0	-13	25%	3-3	100%		
13	Benny Williams	G	21:20	1-3	0-0	0-0	0 0 0	0 0	2	1	2	3	0	1	-3	33.3%	1-1	100%		
5	Frank Anselom	G	09:09	0-1	0-0	2-2	1 1 2	0 1	2	0	0	0	0	1	-10					
10	Syrim Torrance	G	21:16	2-2	1-1	1-3	0 4 4	1 2	6	5	5	0	0	0	-8	100%	2-2	100%		
2	John Bol Ajak	G	02:38	0-0	0-0	1-2	0 0 0	1 1	0	0	0	0	0	0	-5					
Team							4 5 5		0		2									
Totals			20-48	7-19	21-26	5	23	28	10	19	68	13	15	5	1	5	21			

Auburn - 89		Record: 5-1										Shooting By Period								
NO.	Name	Min	FG	3P	FT	Rebounds	Fouls	TP	AS	TO	ST	Blocks	BS	BA	+/-	1st	2nd	3rd	4th	
			M/A	M/A	M/A	OR	DR	PF				BS	BA		FG%	FG%	FG%	FG%	FT%	
10	Jabari Smith	F	29:37	8-17	4-8	2-2	0 6 8	1 1	22	4	1	0	1	1	-11	47.1%	8-8	100%		
13	Walker Kessler	F	15:05	3-3	0-0	0-0	1 2 3	4 0	6	0	1	0	1	0	-1	100%	3-3	100%		
0	K.D. Johnson	G	28:18	6-14	1-5	2-2	0 3 3	1 1	15	1	2	5	0	0	-14	42.9%	6-6	100%		
12	Zep Jasper	G	23:02	1-3	1-2	0-0	0 0 0	4 0	3	5	0	0	0	0	-8	33.3%	1-1	100%		
35	Devan Cambridge	G	23:43	4-8	2-5	0-0	2 3 5	2 1	10	2	2	2	1	0	-12	50%	4-4	100%		
1	Wendell Green Jr.	G	20:10	2-6	1-5	0-0	1 2 3	0 1	5	7	1	1	0	0	-14	33.3%	2-2	100%		
2	Jaylin Williams	G	16:49	3-7	0-1	3-5	4 7	1 2	9	2	0	1	1	0	-8	42.9%	3-3	100%		
5	Chris Moore	G	15:04	1-2	0-1	2-4	1 1 2	1 3	4	2	0	2	0	0	-9	50%	1-1	100%		
44	Dylan Cardwell	G	17:16	3-3	0-0	0-0	3 3 6	3 1	6	0	0	0	1	0	-4	100%	3-3	100%		
24	Lior Berman	G	08:30	2-3	2-2	0-0	0 0 0	2 0	6	0	0	0	0	0	-6	66.7%	2-2	100%		
14	Preston Cook	G	01:13	1-1	1-1	0-0	0 1 1	0 0	3	0	0	0	0	0	-0	100%	1-1	100%		
23	Chandler Leopard	G	01:13	0-0	0-0	0-0	0 0 0	0 0	0	0	0	0	0	0	-0					
Team							0 2 2		0		0									
Totals			34-67	12-30	9-13	11	27	38	20	10	89	23	7	11	5	1	21			

SYR		AUB		Points from Turnovers		SYR		AUB		Period by Period Scoring			
Biggest lead	4 (1 st 16:06)	22 (2 nd 0:20)	Paint	8	20	1st	2nd	TOT	SYR	AUB	1st	2nd	TOT
Best Scoring Run	8 (1 st 16:06)	11 (1 st 4:11)	Second Chance	6	9	33	35	68	33	35	68		
Lead Changes	8	2	Fast Breaks	6	11	43	46	89	43	46	89		
Times Tied	2	6	Bench	11	33								
Time with Lead	04:40	31:28											

GAME 7 | #21/20 AUBURN 85, UCF 68

GAME 8 | #21/20 AUBURN 86, YALE 64



Official Basketball Box Score - Final
UCF at Auburn
 12/01/21 Auburn Arena, Auburn
 2021-22 Men's Basketball

Game Time: 7:00 PM
 Game Duration: 2:04
 Attendance: 9,121

Officials: Terry Ogleby, Doug Shows, Josue Nieves

UCF - 68		Record: 4-2										Shooting By Period	
----------	--	-------------	--	--	--	--	--	--	--	--	--	--------------------	--

2021-22 BOX SCORES

GAME 9 | #18/21 AUBURN 99, NEBRASKA 68



Official Basketball Box Score - Final
Nebraska at Auburn
 12/11/21 State Farm Arena, Atlanta
 2021-22 Men's Basketball

Game Time: 11:30 AM
 Game Duration: 1:58

Nebraska - 68 Record: 5-6

NO.	Name	Min	FG	3P	FT	Rebounds	Fouls	TP	AS	TO	ST	Blocks	+/-	
			M-A	M-A	M-A	OR DR TOT	PF FD					BS BA		
11	Lat Mayen	F 25:12	2-5	0-1	2-2	2 5 7	1 1	6	1	1	0	0	-24	
13	Derrick Walker	F 30:06	4-4	0-0	2-2	5 5 10	3 2	10	4	0	2	2	-12	
1	Alonzo Verge Jr.	G 26:38	4-11	0-1	2-2	0 5 5	2 3	10	4	7	1	2	-19	
5	Bryce McGowens	G 29:41	4-12	0-4	6-7	0 2 2	4 4	14	1	2	0	1	-19	
30	Keisel Tomimaga	G 24:03	1-5	1-4	0	2 2 0	1 3	1	0	3	0	0	-9	
0	C.J. Wilcher	24:55	6-9	4-6	1-2	1 1 0	2 2	17	0	2	0	0	-22	
10	Kobe Webster	15:30	1-3	1-3	2-2	0 1 1	0 2	5	1	3	0	0	-16	
14	Trevor Lakes	09:05	1-3	1-3	0-0	0 1 1	1 0	3	0	0	0	0	-5	
35	Eduardo Andre	11:48	0-2	0-0	0-0	0 1 1	1 0	0	0	4	0	0	-23	
4	Jackson Cronin	01:31	0-0	0-0	0-0	0 0 0	0 0	0	0	0	0	0	-3	
15	Chris McGraw	01:31	0-0	0-0	0-0	0 0 0	0 0	0	0	0	0	0	-3	
Team						1 2 3		0	1					
Totals			23-54	7-22	15-17	9 24 33	14 15	68	12	20	6	5	3	-31

Officials: Doug Shous, Bart Lenox, Byron Jarratt

Shooting By Period

1 st FG%	9-28	32.1%
3PT%	2-10	20.0%
FT%	8-9	88.9%
2 nd FG%	14-26	53.8%
3PT%	5-12	41.7%
FT%	7-8	87.5%
GM FG%	23-54	42.6%
3PT%	7-22	31.8%
FT%	15-17	88.2%

Dead Ball Rebounds: 0, 1

Technical Fouls: NONE

Auburn - 99 Record: 8-1

NO.	Name	Min	FG	3P	FT	Rebounds	Fouls	TP	AS	TO	ST	Blocks	+/-	
			M-A	M-A	M-A	OR DR TOT	PF FD					BS BA		
10	Jabari Smith	F 22:38	7-13	3-6	4-4	0 5 5	1 2	21	4	1	2	0	4	
13	Walker Kessler	F 21:11	2-5	0-1	1-2	2 5 7	3 3	5	1	5	1	1	20	
0	K.D. Johnson	G 22:51	6-16	0-5	0-1	1 2 3	4 1	12	1	2	0	0	9	
12	Zep Jasper	G 27:28	2-5	2-4	0-0	0 0 0	2 1	6	5	1	5	0	0	
35	Devan Cambridge	G 21:49	6-9	2-3	0-0	0 0 0	1 1	14	2	0	0	0	4	
1	Wendell Green Jr.	26:04	7-12	4-6	1-2	2 4 6	3 3	19	6	2	0	2	27	
44	Dylan Cardwell	11:36	1-2	0-0	0-0	2 1 3	0 1	2	0	1	0	2	0	
2	Jaylin Williams	18:16	4-7	1-2	1-2	2 2 4	0 2	10	3	0	1	0	19	
24	Lior Berman	18:46	3-6	2-3	0-0	0 0 0	1 0	8	1	1	0	0	25	
23	Babatunde Akingbola	04:48	1-2	0-1	0-0	0 2 2	0 0	2	1	0	0	0	3	
14	Preston Cook	01:31	0-0	0-0	0-0	0 0 0	0 0	0	0	0	0	0	3	
20	Carter Sobera	01:31	0-0	0-0	0-0	0 1 1	0 0	0	0	0	0	0	3	
33	Chase Maasdorp	01:31	0-0	0-0	0-0	0 0 0	0 0	0	0	0	0	0	3	
Team						3 2 5		0	0					
Totals			39-76	14-31	7-11	12 24 36	15 14	99	26	8	16	3	5	31

Shooting By Period

1 st FG%	17-43	39.5%
3PT%	7-17	41.2%
FT%	4-6	66.7%
2 nd FG%	22-33	66.7%
3PT%	7-14	50.0%
FT%	3-5	60%
GM FG%	39-76	51.3%
3PT%	14-31	45.2%
FT%	7-11	63.6%

Dead Ball Rebounds: 4, 0

Technical Fouls: NONE

	NEB	AUB
Biggest lead	1 (1 st 17:10)	32 (2 nd 6:51)
Best Scoring Run	7 (2 nd 14:37)	14 (2 nd 8:34)
Lead Changes	2	
Times Tied	0	
Time with Lead	00:47	38:50

Points from	NEB	AUB
Turnovers	10	30
Paint	26	48
Second Chance	10	17
Fast Breaks	4	27
Bench	25	41

Period by Period Scoring	1st	2nd	TOT
NEB	28	40	68
AUB	45	54	99

GAME 11 | #13/14 AUBURN 74, SAINT LOUIS 70



Official Basketball Box Score - Final
Auburn at Saint Louis
 12/18/21 Chaletz Arena, St. Louis
 2021-22 Men's Basketball

Game Time: 8:00 PM
 Game Duration: 2:02
 Attendance: 8,012

Auburn - 74 Record: 10-1

NO.	Name	Min	FG	3P	FT	Rebounds	Fouls	TP	AS	TO	ST	Blocks	+/-	
			M-A	M-A	M-A	OR DR TOT	PF FD					BS BA		
10	Jabari Smith	F 28:59	5-11	3-5	0-0	0 4 4	2 1	13	0	2	2	0	6	
13	Walker Kessler	F 30:20	8-12	0-2	3-4	1 8 9	3 2	19	3	2	1	4	0	
0	K.D. Johnson	G 28:49	3-10	1-4	4-8	0 0 0	1 1	11	3	3	2	0	9	
12	Zep Jasper	G 19:57	2-4	1-3	0-0	1 0 1	2 2	5	1	0	0	0	-13	
35	Devan Cambridge	G 20:17	2-2	0-1	0-0	1 1 2	3 0	0	1	2	1	0	-20	
1	Wendell Green Jr.	27:21	5-12	3-6	2-2	0 0 0	3 3	15	8	2	1	0	17	
2	Jaylin Williams	11:01	2-5	0-1	0-0	1 1 1	1 0	4	0	0	0	0	-2	
44	Dylan Cardwell	09:41	1-2	0-0	0-0	1 2 3	2 2	1	2	1	0	2	0	
5	Chris Moore	07:24	0-0	0-0	0-0	0 0 0	0 0	0	1	1	0	0	0	
24	Lior Berman	16:11	2-2	1-1	0-1	1 0 1	4 1	5	0	0	0	0	18	
Team						3 3 6		0	0					
Totals			28-60	9-23	9-15	8 19 27	21 14	74	16	11	8	6	3	4

Officials: Ron Grover, Joe Lindsay, Job Hartsh

Shooting By Period

1 st FG%	15-32	46.9%
3PT%	4-13	30.8%
FT%	1-2	50%
2 nd FG%	13-28	46.4%
3PT%	5-10	50.0%
FT%	8-13	61.5%
GM FG%	28-60	46.7%
3PT%	9-23	39.1%
FT%	9-15	60.0%

Dead Ball Rebounds: 3, 0

Technical Fouls: Coach 2nd 9:34

Saint Louis - 70 Record: 8-4

NO.	Name	Min	FG	3P	FT	Rebounds	Fouls	TP	AS	TO	ST	Blocks	+/-	
			M-A	M-A	M-A	OR DR TOT	PF FD					BS BA		
12	Marten Linssen	F 13:12	2-7	0-0	2-2	2 1 3	1 1	6	0	0	0	0	7	
22	Terrence Hargrove Jr.	F 34:49	7-13	1-5	2-2	3 4 7	2 2	17	0	1	3	1	-4	
1	Yuri Collins	G 38:23	6-11	1-2	0-2	1 11 12	5 4	13	8	6	3	0	1	
15	Jordan Nesbitt	G 37:11	3-13	1-6	4-6	2 4 6	2 4	11	1	3	2	1	1	
24	Gibson Jimerson	G 36:13	2-6	1-4	6-6	0 2 2	1 4	11	2	0	0	0	-4	
5	Francis Okoro	26:48	5-9	0-0	2-6	6 2 8	2 6	12	0	0	0	1	-11	
20	Fred Tratch Jr.	09:29	0-1	0-0	0-0	0 0 0	1 0	0	1	2	0	0	-8	
55	DeAndre Jones	03:47	0-0	0-0	0-0	1 1 0	0 0	0	1	0	0	0	-1	
23	Lassina Traore	01:08	0-0	0-0	0-0	0 0 0	0 0	0	0	1	0	0	-1	
Team						5 2 7		0	3					
Totals			25-60	4-17	16-24	19 27 46	14 20	70	12	17	8	3	6	-4

Technical Fouls: NONE

	AUB	SLU
Biggest lead	8 (1 st 1:00)	13 (2 nd 9:13)
Best Scoring Run	7 (1 st 1:00)	9 (2 nd 16:38)
Lead Changes	5	
Times Tied	8	
Time with Lead	16:18	18:09

Points from	AUB	SLU
Turnovers	15	11
Paint	32	40
Second Chance	12	11
Fast Breaks	7	11
Bench	26	12

Period by Period Scoring	1st	2nd	TOT
AUB	35	39	74
SLU	27	43	70

	MSU	AUB
Biggest lead	5 (1 st 17:04)	21 (2 nd 2:31)
Best Scoring Run	8 (2 nd 0:17)	11 (1 st 13:08)
Lead Changes	1	
Times Tied	0	
Time with Lead	03:49	35:59

Points from	MSU	AUB
Turnovers	17	7
Paint	24	36
Second Chance	5	13
Fast Breaks	11	6
Bench	9	32

Period by Period Scoring	1st	2nd	TOT
MSU	27	31	58
AUB	37	34	71

Technical Fouls: NONE

GAME 10 | #13/14 AUBURN 70, NORTH ALABAMA 44



Official Basketball Box Score - Final
North Ala. at Auburn
 12/14/21 Auburn Arena, Auburn
 2021-22 Men's Basketball

Game Time: 8:00 PM
 Game Duration: 1:50
 Attendance: 9,121

North Ala. - 44 Record: 6-4

NO.	Name	Min	FG	3P	FT	Rebounds	Fouls	TP	AS	TO	ST	Blocks	+/-
			M-A	M-A	M-A	OR DR TOT	PF FD					BS BA	
12	Isaac Chatman	F 19:00	1-3	0-0	0-0	0 5 5	5 0	2	1	2	0	0	-6
33	Damian Forrest	F 19:52	1-4	0-0	0-0	0 7 7	3 0	2	0	2	1	3	-17
1	Detalian Brown	G 28:03	2-8	2-7	0-1	1 0 1	2 3	6	1	1	1	0	-19
3	Jamar Blackmon	G 29:17	2-9	0-3	0-0	0 1 1	2 1	4</					

2021-22 BOX SCORES

GAME 13 | #11/11 AUBURN 70, #16/16 LSU 55



Official Basketball Box Score - Final
LSU at Auburn
 12/29/21 Auburn Arena, Auburn
 2021-22 Men's Basketball

Game Time: 6:00 PM
 Game Duration: 2:16
 Attendance: 9,121

Officials: Pat Adams, Bart Lenox, Vladimir Voyard-Tadai

LSU - 55 Record: 12-1 (0-1)

NO. Name	Min	FG		3P		FT		Rebounds		Fouls		TP	AS	TO	ST	Blocks		+/-
		M	A	M	A	O	D	O	R	O	P					P	BS	
4 Darius Days	F 34:34	4-14	3-12	0-0	0	2	2	2	1	11	0	0	0	2	0	2	0	-4
5 Mwan Wilson	F 30:44	2-3	1-1	0-0	1	3	4	3	2	5	1	1	1	0	0	0	-17	
15 Elton Reid	C 19:11	1-7	0-0	0-2	0	2	4	4	3	2	0	0	1	0	5	-3		
1 Xavier Pinson	G 23:42	3-11	0-4	7-8	1	3	4	5	4	13	3	6	1	0	0	-5		
2 Eric Gaines	G 30:25	1-9	1-7	3-6	1	4	5	0	4	6	0	5	0	0	1	-27		
11 Justice Williams	23:42	2-6	1-2	2-3	0	1	2	3	0	0	2	1	2	0	2	-2		
3 Alex Fudge	12:14	0-1	0-1	0-0	0	2	2	0	0	0	2	0	0	0	0	-9		
13 Tari Eason	25:28	5-12	0-2	1-1	3	4	7	5	4	11	0	2	2	2	4	-8		
Team																		
Totals		18-63	6-29	13-20	15	22	37	21	20	55	4	17	9	2	14	-15		



Official Basketball Box Score - Final
Auburn at South Carolina
 01/04/22 Colonial Life Arena, Columbia
 2021-22 Men's Basketball

Game Time: 6:30 PM
 Game Duration: 1:56
 Attendance: 8,528

Officials: Anthony Jordan, Byron Jarrett, K.B. Burdett Jr.

Auburn - 81 Record: 13-1 (2-0)

NO. Name	Min	FG		3P		FT		Rebounds		Fouls		TP	AS	TO	ST	Blocks		+/-
		M	A	M	A	O	D	O	R	O	P					P	BS	
10 Jabari Smith	F 22:56	3-9	2-4	2-2	0	1	1	2	1	10	1	4	0	0	0	0	7	
13 Walker Kessler	F 28:25	5-5	0-0	2-2	1	9	10	1	1	12	0	1	0	4	0	0	13	
0 K.D. Johnson	G 21:33	1-4	0-0	0-0	1	2	3	0	2	1	3	2	0	1	4	0		
12 Zep Jasper	G 23:38	4-5	2-2	3-4	0	0	0	3	3	13	3	2	0	1	1	7		
35 Devan Cambridge	G 25:28	1-4	1-2	1-3	1	4	5	1	3	4	0	0	0	0	0	-1		
1 Wendell Green Jr.	28:16	7-15	1-5	7-7	2	3	5	0	6	22	5	2	2	0	0	20		
44 Dylan Cardwell	11:35	2-2	0-0	1-2	0	0	0	2	1	5	2	0	4	1	0	2		
5 Chris Moore	09:17	2-4	0-0	1-3	3	1	4	1	3	5	0	2	0	1	0	9		
2 Jaylin Williams	17:04	3-5	0-0	0-0	2	2	1	0	6	1	2	0	0	1	8			
24 Lior Berman	11:48	1-3	0-1	0-0	0	0	0	0	2	2	1	0	0	0	0	6		
Team																		
Totals		29-56	6-14	17-23	9	25	34	15	20	81	14	16	9	7	3	15		

Auburn - 70 Record: 12-1 (1-0)

NO. Name	Min	FG		3P		FT		Rebounds		Fouls		TP	AS	TO	ST	Blocks		+/-
		M	A	M	A	O	D	O	R	O	P					P	BS	
10 Jabari Smith	F 30:24	5-12	2-8	4-5	1	3	4	2	4	16	1	4	1	1	1	12		
13 Walker Kessler	F 28:35	6-8	1-1	3-4	3	7	10	3	3	16	1	2	0	11	0	19		
0 K.D. Johnson	G 24:00	2-4	1-3	4-6	0	3	3	4	9	2	2	4	0	0	0	15		
12 Zep Jasper	G 18:04	0-3	0-3	0-0	1	1	2	0	0	0	2	2	0	0	0	8		
22 Allen Flanigan	G 28:35	4-8	2-4	0-2	0	5	6	2	3	10	1	3	3	0	0	14		
1 Wendell Green Jr.	29:20	4-10	1-3	6-7	1	6	6	4	4	15	3	5	2	0	0	10		
44 Dylan Cardwell	12:07	0-1	0-0	0-2	1	0	1	1	1	0	0	1	0	2	0	-4		
5 Chris Moore	08:17	1-2	0-0	0-0	2	4	1	1	2	0	1	0	0	0	0	-3		
2 Jaylin Williams	02:00	0-0	0-0	0-0	0	0	2	1	0	1	1	0	0	0	0	2		
24 Lior Berman	09:08	1-3	0-1	0-0	1	1	2	0	0	2	0	0	0	0	1	2		
Team																		
Totals		23-53	7-23	17-26	11	32	43	20	21	70	11	21	10	14	2	15		

Technical Fouls: NONE

Biggest lead	LSU		AUB		Points from Turnovers	LSU	AUB	Period by Period Scoring
	1st	2nd	1st	2nd				
Biggest lead	1 (1 st 19:37)	17 (1 st 10:53)	16	17	22	24	LSU 21 34 55	
Best Scoring Run	10 (1 st 7:09)	18 (1 st 10:53)	22	24	32	38	AUB 32 38 70	
Lead Changes	1		5	9				
Times Tied	0		12	7				
Time with Lead	01:45	37:52	18	19				

South Carolina - 66 Record: 9-4 (0-1)

NO. Name	Min	FG		3P		FT		Rebounds		Fouls		TP	AS	TO	ST	Blocks		+/-
		M	A	M	A	O	D	O	R	O	P					P	BS	
12 AJ Wilson	F 24:39	2-6	0-2	0-0	4	4	8	0	0	4	3	1	1	0	1	6		
15 Wildens Leveque	F 26:52	5-5	0-0	1-2	2	5	7	3	2	11	1	2	1	2	0	-3		
0 James Reese V	G 34:37	2-9	2-7	3-4	0	1	5	3	2	9	3	1	2	0	0	-3		
1 Jacob Wright	G 13:14	2-5	0-1	2-2	0	1	1	3	3	6	3	3	1	0	0	0		
10 Erik Stevenson	G 35:20	9-15	5-8	2-2	1	4	5	3	3	25	4	3	1	0	0	-1		
2 Chico Carter, Jr.	10:17	1-2	0-0	0-0	0	0	0	1	0	2	0	1	0	0	0	-12		
33 Josh Gray	10:36	0-2	0-0	0-1	1	2	2	0	0	1	1	0	0	0	0	-11		
14 Brandon Martin	15:21	0-2	0-0	0-0	1	0	1	0	0	0	2	0	0	0	0	-21		
23 Devin Carter	06:33	0-2	0-1	0-0	0	0	0	1	0	0	0	2	0	0	0	0		
24 Keyshawn Bryant	03:30	0-1	0-0	0-2	0	0	0	1	1	0	0	0	0	0	0	-1		
5 Jermaine Cousnard	16:29	3-9	3-5	0-0	1	1	0	2	9	2	2	0	0	0	1	-3		
4 Tre-Vaughn Minott	02:32	0-0	0-0	0-0	0	0	0	2	0	0	1	0	0	0	0	-1		
Team																		
Totals		24-58	10-24	8-13	11	21	32	20	15	66	16	20	6	3	7	-15		

Technical Fouls: NONE

Biggest lead	AU		SC		Points from Turnovers	AU	SC	Period by Period Scoring
	1st	2nd	1st	2nd				
Biggest lead	21 (2 nd 16:39)	4 (1 st 17:49)	36	19	26	24	AU 44 37 81	
Best Scoring Run	12 (1 st 10:31)	8 (2 nd 6:44)	11	10	29	37	SC 29 37 66	
Lead Changes	3		7	19				
Times Tied	1		11	10				
Time with Lead	35:56	03:00	40	11				

GAME 15 | #9/9 AUBURN 85, FLORIDA 73



Official Basketball Box Score - Final
Florida at Auburn
 01/08/22 Auburn Arena, Auburn
 2021-22 Men's Basketball

Game Time: 7:00 PM
 Game Duration: 2:07
 Attendance: 9,121

Officials: Doug Shows, Steven Anderson, Todd Austin

Florida - 73 Record: 9-5 (0-2)

NO. Name	Min	FG		3P		FT		Rebounds		Fouls		TP	AS	TO	ST	Blocks		+/-
		M	A	M	A	O	D	O	R	O	P					P	BS	
4 Anthony Duruji	F 28:53	6-12	2-6	0-0	1	4	5	3	0	14	0	0	1	1	2	-12		
12 Colin Castleton	F 32:31	7-14	0-0	8-11	6	4	10	2	9	12	1	3	1	2	3	-6		
0 Myreon Jones	G 30:21	5-10	3-7	0-2	1	0	1	3	1	13	1	2	3	0	0	-14		
22 Tyree Appleby	G 30:47	2-7	1-5	6-8	1	3	4	2	6	11	9	4	4	1	0	-10		
23 Brandon McKissic	G 24:08	2-5	0-3	0-2	0	3	3	2	1	4	1	0	0	0	0	-3		
33 Jason Jitoboh	06:18	0-2	0-0	0-0	0	0	0	1	0	0	0	1	0	1	0	-6		
24 Phlandrus Fleming Jr.	25:22	1-6	0-0	5-5	4	4	3	3	3	7	0	3	1	0	3	-12		
1 CJ Felder	12:18	1-2	0-1	0-0	0	1	2	0	2	0	0	0	0	1	0	0		
14 Kowacie Reeves	09:22	0-0	0-0	0-0	0	0	0	1	0	0	0	0	1	0	0	3		
Team																		
Totals		24-58	6-22	19-28	11	20	31	18	21	73	12	12	5	9	-12			

Auburn - 85 Record: 14-1 (3-0)

NO. Name	Min	FG		3P		FT		Rebounds		Fouls		TP	AS	TO	ST	Blocks		+/-
		M	A	M	A	O	D	O	R	O	P					P	BS	
10 Jabari Smith	F 20:31	4-7	2-2	3-5	0	5	4	4	13	2	0	0	1	0	8			

2021-22 BOX SCORES

GAME 17 | #9/9 AUBURN 80, OLE MISS 71



Official Basketball Box Score - Final
Auburn at Ole Miss
 01/15/22 The Sandy and John Black Pavilion at Ole Miss, Oxford, Miss.
 2021-22 Ole Miss Men's Basketball

Game Time: 7:30 PM
 Game Duration: 1:55
 Attendance: 8,857

Officials: Pat Adams, K.B. Burdett Jr., Patrick Evans

Auburn - 80													Record: 16-1 (5-0)						
NO. Name	Min	FG M-A	3P M-A	FT M-A	Rebounds OR DR TOT	Fouls PF FD	TP	AS	TO	ST	Blocks BS BA	+/-	Shooting By Period						
10 Jabari Smith	F 32:01	6-13	1-5	2-2	0 3 3	1 2	15	1	2	1	0	0	9	1 st FG% 16-30	53.3%	3PT% 9-12	25.0%	FT% 3-4	75%
13 Walker Kessler	F 32:32	9-11	0-1	2-2	5 5 10	3 2	20	1	0	4	7	0	9	2 nd FG% 13-28	46.4%	3PT% 5-13	38.5%	GM FG% 29-58	50.0%
0 K.D. Johnson	G 26:36	4-8	3-7	3-4	0 3 3	3 3	14	2	1	3	0	0	17	FT% 11-12	91.7%	3PT% 8-25	32.0%	FT% 14-16	87.5%
12 Zep Jasper	G 21:04	3-5	2-3	0-0	1 0 1	1 0	8	3	0	1	0	0	0	Dead Ball Rebounds: 1, 0					
22 Allen Flanigan	G 30:39	3-7	0-1	0-0	0 1 1	2 0	6	1	1	0	0	0	7	Technical Fouls: NONE					
1 Wendell Green Jr.	R 29:15	3-8	2-5	6-6	0 5 5	3 3	14	7	1	1	0	0	7						
44 Dylan Cardwell	07:28	0-1	0-0	0-0	0 0 0	1 0	0	2	0	2	0	2	1						
2 Jaylin Williams	07:59	1-2	0-0	0-0	0 1 1	0 0	2	1	1	0	0	0	0						
35 Devan Cambridge	12:26	0-3	0-3	1-2	1 0 1	1 1	1	0	0	0	0	0	-4						
Team					0 2 2		0				0								
Totals		29-58	8-25	14-16	7 20 27	15 10	80	18	6	10	9	1	9						

Ole Miss - 71													Record: 9-7 (1-3)						
NO. Name	Min	FG M-A	3P M-A	FT M-A	Rebounds OR DR TOT	Fouls PF FD	TP	AS	TO	ST	Blocks BS BA	+/-	Shooting By Period						
4 Jaemyn Brakefield	F 26:35	4-9	0-1	2-2	3 2 5	2 3	10	5	2	0	0	3	-5	1 st FG% 17-30	56.7%	3PT% 6-12	50.0%	FT% 4-4	100%
3 Nysier Brooks	C 35:18	6-9	0-0	2-2	4 4 8	3 3	14	1	4	0	1	1	-11	2 nd FG% 7-24	29.2%	3PT% 2-10	20.0%	GM FG% 24-54	44.4%
2 Daeshun Ruffin	G 37:35	2-8	1-5	2-2	0 2 2	1 1	7	3	2	0	0	2	-14	FT% 11-11	100%	3PT% 8-22	36.4%	FT% 15-15	100.0%
11 Matthew Murrell	G 38:02	3-10	3-8	4-4	1 7 8	0 3	13	2	1	0	0	1	-11	Dead Ball Rebounds: 0, 1					
15 Luis Rodriguez	G 25:48	2-4	1-2	0-0	1 2 3	3 1	5	0	0	2	0	1	-5	Technical Fouls: NONE					
14 Tye Fagan	24:36	6-11	2-3	3-3	1 1 2	1 3	17	3	4	1	0	1	-3						
23 Sammy Hunter	07:03	0-1	0-1	2-2	0 0 0	0 1	2	0	0	0	0	0	1						
1 Austin Crowley	05:03	1-2	1-2	0-0	0 0 0	0 0	3	0	0	0	0	0	3						
Team					0 4 4		0				1								
Totals		24-54	8-22	15-15	10 22 32	10 15	71	14	14	3	1	9	-9						

AU		OM		Points from Turnovers		AU		OM		Period by Period Scoring		
Biggest lead	11 (2 nd 4:33)	14	1 (1 st 6:04)	17	10	1st	2nd	TOT				
Best Scoring Run	11 (2 nd 11:19)	7 (2 nd 3:05)	30	30	AU	38	42	80				
Lead Changes	11	7	11	12	OM	44	27	71				
Times Tied	2		10	4								
Time with Lead	14:29	23:17	Bench	17	22							

GAME 18 | #2/2 AUBURN 83, GEORGIA 60



Official Basketball Box Score - Final
Georgia at Auburn
 01/19/22 Auburn Arena, Auburn
 2021-22 Men's Basketball

Game Time: 8:00 PM
 Game Duration: 2:04
 Attendance: 5,121

Officials: Terry Wymer, Owen Shortt, A.J. Desai

Georgia - 60													Record: 5-13 (0-5)						
NO. Name	Min	FG M-A	3P M-A	FT M-A	Rebounds OR DR TOT	Fouls PF FD	TP	AS	TO	ST	Blocks BS BA	+/-	Shooting By Period						
23 Braelen Bridges	F 29:47	5-9	0-0	1-3	2 4 6	0 4	11	6	2	0	1	3	-11	1 st FG% 10-24	41.7%	3PT% 2-7	28.6%	FT% 5-8	62.5%
10 Aaron Cook	G 31:22	3-7	1-2	2-2	0 1 1	1 2	9	2	3	1	0	0	-24	2 nd FG% 11-26	42.3%	3PT% 3-6	50.0%	GM FG% 21-50	42.0%
20 Noah Baumann	G 31:19	4-8	3-5	0-0	0 5 5	2 0	11	0	4	1	0	1	-20	FT% 11-12	91.7%	3PT% 8-10	80%	FT% 5-13	38.5%
5 Christian Wright	G 34:30	4-9	0-1	8-9	1 3 4	0 1	7	16	1	1	0	1	-11	Dead Ball Rebounds: 1, 0					
11 Jaxon Etter	G 34:29	1-3	1-2	1-2	0 2 2	3 3	4	1	4	1	0	1	-13	Technical Fouls: NONE					
15 Dalen Ridginal	14:48	1-4	0-2	0-1	0 7 7	3 1	2	0	1	0	0	1	-19						
1 Jabri Abdur-Rahim	15:55	2-7	0-1	0-0	3 1 4	0 0	4	1	2	0	1	2	-6						
12 Josh Taylor	07:50	1-3	0-0	1-1	1 1 0	1 1	3	0	0	0	0	1	-11						
Team					1 0 1		0				1								
Totals		21-50	5-13	13-18	8 23 31	12 18	60	11	18	4	2	10	-23						

Auburn - 83													Record: 17-1 (6-0)							
NO. Name	Min	FG M-A	3P M-A	FT M-A	Rebounds OR DR TOT	Fouls PF FD	TP	AS	TO	ST	Blocks BS BA	+/-	Shooting By Period							
10 Jabari Smith	F 23:16	5-10	2-6	0-0	1 6 7	1 2	12	1	2	2	0	1	0	8	1 st FG% 21-42	50.0%	3PT% 7-22	31.8%	FT% 3-3	100%
13 Walker Kessler	F 27:03	7-11	0-3	1-2	2 4 6	1 2	15	1	0	1	6	0	23	2 nd FG% 12-30	40.0%	3PT% 3-14	21.4%	GM FG% 33-72	45.8%	
0 K.D. Johnson	G 23:10	4-10	3-8	1-2	2 0 2	3 2	12	1	0	2	0	0	16	FT% 4-6	66.7%	3PT% 10-36	27.8%	FT% 7-9	77.8%	
12 Zep Jasper	G 24:12	1-6	1-5	0-0	0 3 3	1 0	3	0	0	1	0	0	13	Dead Ball Rebounds: 2, 0						
22 Allen Flanigan	G 23:52	3-6	2-3	2-2	0 4 4	3 1	10	3	2	1	0	0	15	Technical Fouls: NONE						
1 Wendell Green Jr.	25:44	5-12	1-5	1-1	0 3 3	2 2	6	2	4	0	0	2	1							
44 Dylan Cardwell	12:57	2-2	0-0	0-0	3 1 4	4 0	4	0	2	1	3	0	0							
2 Jaylin Williams	16:44	5-9	1-3	2-2	3 5 1	1 1	13	0	0	0	0	1	0							
35 Devan Cambridge	17:58	1-6	0-3	0-0	0 2 2	2 2	2	1	0	0	0	2	8							
5 Chris Moore	04:18	0-0	0-0	0-0	0 0 0	0 0	0	0	0	0	0	0	-3							
14 Preston Cook	00:46	0-0	0-0	0-0	0 0 0	0 0	0	0	0	0	0	0	-1							
Team					5 0 5		0				0									
Totals		33-72	10-36	7-9	16 25 41	18 12	83	20	8	11	10	2	23							

UGA		AUB		Points from Turnovers		UGA		AUB		Period by Period Scoring		
Biggest lead	2 (1 st 19:21)	27 (2 nd 17:34)	17	10	1st	2nd	TOT					
Best Scoring Run	8 (2 nd 12:14)	9 (1 st 2:58)	28	38	AUB	27	33	60				
Lead Changes	3		11	12								
Times Tied	1		7	11								
Time with Lead	01:43	36:32	Bench	9	31							

GAME 19 | #2/2 AUBURN 80, #12/12 KENTUCKY 71



Official Basketball Box Score - Final
Kentucky at Auburn
 01/22/22 Auburn Arena, Auburn
 2021-22 Men's Basketball

Game Time: 12:00 PM
 Game Duration: 2:10
 Attendance: 9,121

Officials: Joe Lindsay, Don Daly, Olands Poole

Kentucky - 71													Record: 15-4 (5-2)						
NO. Name	Min	FG M-A	3P M-A	FT M-A	Rebounds OR DR TOT	Fouls PF FD	TP	AS	TO	ST	Blocks BS BA	+/-	Shooting By Period						
12 Keion Brooks Jr.	F 23:05	3-8	0-1	0-0	3 1 4	4 2	6	0	2	1	1	2	-9	1 st FG% 14-29	48.3%	3PT% 1-7	14.3%	FT% 4-4	100%
34 Oscar Tshiebewe	F 38:02	7-12	0-0	2-2	4 10 14	1 1	16	1	1	2	4	1	-3	2 nd FG% 15-29	51.7%	3PT% 4-5	80.0%	GM FG% 29-58	50.0%
2 Sahvir Wheeler	G 35:44	7-12	1-1	2-2	0 0 0	3 3	17	4	1	0	0	0	-4	FT% 4-6	66.7%	3PT% 5-12	41.7%	FT% 8-10	80.0%
3 TyTy Washington Jr.	G 09:00	2-4	0-1	0-0	0 0 0	0 0	4	1	0	1	0	1	8	Dead Ball Rebounds: 0, 0					
31 Kellan Grady	G 40:00	5-9	4-7	3-4	0 2 2	2 3	17	1	0	2	0	0	-9	Technical Fouls: NONE					
0 Jacob Toppin	18:06	3-5	0-0	1-1	0 1 1	5 1	6	1	0	2	0	0	-1						
55 Lance Ware	01:58	0-0	0-0	0-0	0 0 0	0 0	0	0	1	0	0	0	-6						
10 Davion Mintz	31:15	2-7	0-2	1-1	0 1 1	2 2	5	4	1	0	0	0	-15						
23 Bryce Hopkins	00:42	0-1	0-0	0-0	0 0 0	1 0	0	0	0	0	0	1	-2						
11 Dontale Allen	02:08	0-0	0-0	0-0	0 0 0	2 0	0	0	0	0	0	0	-4						
Team					2 2 4		0				3								
Totals		29-58	5-12	8-10	10 16 26	20 12	71	12	9	8	6	5	-9						

Auburn - 80													Record: 18-1 (7-0)						
NO. Name	Min	FG M-A	3P M-A	FT M-A	Rebounds OR DR TOT	Fouls PF FD	TP	AS	TO	ST	Blocks BS BA	+/-	Shooting By Period						
10 Jabari Smith	F 29:33	5-10	1-4	3-3	0 7 7	2 2	14	2	2	1	2	2	4	1 st FG% 12-22	54.5%	3PT% 2-6	33.3%	FT% 3-6	50%
13 Walker Kessler	F 30:59	8-10	0-0	3-4	2 5 7	3 2	19	2	1	0	2	0	15	2					

2021-22 BOX SCORES

GAME 25 | #1/2 AUBURN 75, TEXAS A&M 58



Official Basketball Box Score - Final
Texas A&M at Auburn
 02/12/22 Auburn Arena, Auburn
 2021-22 Men's Basketball

Game Time: 11:00 AM
 Game Duration: 2:10
 Attendance: 9,121

Officials: Terry Oglesby, Owen Shortt, Jason Baker

Texas A&M - 58

Record: 15-10 (4-8)

NO.	Name	Min	FG			3P			FT			Rebounds			Fouls		TP	AS	TO	Blocks		+/-	
			M-A	M-A	M-A	M-A	M-A	OR	DR	TOT	PF	FD	OR	DR	TOT	BS				BA			
15	Henry Coleman III	F 30:46	3-10	0-0	4-4	7	6	13	1	4	10	0	1	1	0	4	-16						
0	Aaron Cash	G 11:51	0-2	0-0	0-0	0	2	2	2	1	0	0	0	0	2	-11							
1	Marcus Williams	G 18:44	0-6	0-2	0-0	1	1	2	2	0	0	2	2	0	0	-19							
3	Quenton Jackson	G 27:33	3-8	1-3	4-5	0	4	4	3	4	11	1	3	0	0	-15							
23	Tyrece Radford	G 32:17	3-11	0-4	4-4	2	2	4	2	3	10	0	1	0	1	-11							
4	Wade Taylor IV	17:03	3-13	1-6	3-4	0	2	2	2	2	10	3	2	4	0	2	4						
20	Andre Gordon	11:27	1-6	0-2	0-0	0	0	0	0	0	2	1	0	0	0	0	0						
31	Javonte Brown	16:06	1-1	0-0	0-0	2	2	4	3	1	2	1	0	1	0	-4							
35	Manny Obaseki	10:55	2-4	0-1	2-4	1	1	2	4	2	6	0	1	0	1	0	-1						
10	Ethan Henderson	07:03	1-1	0-0	0-0	0	0	0	0	0	2	0	0	0	1	0	0						
2	Hayden Hefner	03:35	0-0	0-0	0-0	0	0	0	0	0	0	0	0	0	0	-6							
5	Hassan Diarra	12:40	2-8	1-4	0-0	0	2	2	2	2	5	1	1	0	0	-6							
Team						5	5	10			0		1										
Totals			19-70	3-22	17-21	18	27	45	21	19	58	9	12	6	5	14	-17						

Shooting By Period

1st FG% 7-39 17.9%
 3PT% 0-10 0.0%
 FT% 4-6 66.7%

2nd FG% 12-31 38.7%
 3PT% 3-12 25.0%
 FT% 13-15 86.7%

GM FG% 19-70 27.1%
 3PT% 3-22 13.6%
 FT% 17-21 81.0%

Dead Ball Rebounds: 2, 2

Technical Fouls: NONE

Auburn - 75

Record: 23-2 (11-1)

NO.	Name	Min	FG			3P			FT			Rebounds			Fouls		TP	AS	TO	Blocks		+/-	
			M-A	M-A	M-A	M-A	M-A	OR	DR	TOT	PF	FD	OR	DR	TOT	BS				BA			
10	Jabari Smith	F 23:46	3-10	1-4	2-4	1	7	8	1	2	9	2	4	2	1	0	17						
13	Walker Kessler	F 24:24	5-7	0-0	2-4	4	7	11	4	4	12	1	0	0	12	0	10						
0	K.D. Johnson	G 27:07	4-11	0-5	3-4	2	2	4	2	4	11	3	1	2	0	1	22						
12	Zep Jasper	G 23:46	0-4	0-1	1-2	1	1	2	1	2	1	1	0	0	0	1	3						
22	Allen Flanigan	G 25:28	5-11	1-6	5-6	1	3	4	0	3	16	2	0	0	2	15							
1	Wendell Green Jr.	21:58	1-4	0-1	0-0	0	1	1	2	0	2	5	1	0	0	1	16						
44	Dylan Cardwell	13:29	3-4	0-0	3-5	1	2	3	3	3	9	0	0	1	0	0	11						
35	Devan Cambridge	17:38	4-9	0-4	2-2	1	3	4	3	1	10	2	1	1	0	0	4						
2	Jaylin Williams	16:14	2-6	1-3	0-1	5	6	11	3	2	5	2	2	0	1	0	0						
5	Chris Moore	02:07	0-0	0-0	0-0	0	0	0	0	0	0	0	0	0	0	-4							
24	Lior Berman	02:07	0-1	0-1	0-0	0	0	0	0	0	0	0	0	0	0	-4							
14	Preston Cook	01:56	0-1	0-0	0-0	0	0	0	0	0	0	0	1	0	0	-5							
Team						2	2	4			0		1										
Totals			27-68	3-25	18-28	18	34	52	19	21	75	18	11	6	14	5	17						

Shooting By Period

1st FG% 12-29 41.4%
 3PT% 2-10 20.0%
 FT% 7-12 58.3%

2nd FG% 15-39 38.5%
 3PT% 1-15 6.7%
 FT% 11-16 68.8%

GM FG% 27-68 39.7%
 3PT% 3-25 12.0%
 FT% 18-28 64.3%

Dead Ball Rebounds: 4, 1

Technical Fouls: NONE

	TAM	AUB
Biggest lead	0 (1 st 20:00)	25 (2 nd 10:00)
Best Scoring Run	8 (2 nd 1:15)	13 (1 st 5:36)
Lead Changes	0	
Times Tied	0	
Time with Lead	00:00	39:02

Points from	TAM	AUB
Turnovers	12	9
Paint	32	48
Second Chance	6	18
Fast Breaks	19	15
Bench	27	26

Period by Period Scoring	1st	2nd	TOT
TAM	18	40	58
AUB	33	42	75