



2021 AUBURN SOCCER

AUBURN ATHLETICS COMMUNICATIONS: 392 SOUTH DONAHUE DRIVE || AUBURN, AL 36830 || AUBURNTIGERS.COM || @AUBURNSOCCER

SCHEDULE/RESULTS

Overall Record: 8-2-0
SEC Record: 2-1-0
H: 6-1-0 // A: 2-1-0 // N: 0-0-0

Date	Opponent	Time/Result
Aug. 19	at Samford	W, 2-1
Aug. 21	#12 BYU	W, 2-1
Aug. 26	at Troy	W, 2-1
Aug. 29	at South Alabama	PPD
Sept. 2	UAB	W, 4-1
Sept. 5	Chattanooga	W, 3-0
Sept. 9	Alabama A&M	W, 5-0
Sept. 12	#1 Florida State	L, 1-2
Sept. 17	Georgia *	W, 3-0
Sept. 23	at #17 Tennessee *	L, 1-2 (2OT)
Sept. 26	Texas A&M *	W, 3-0
Oct. 1	at #17 South Carolina *	6 p.m.
Oct. 7	at Mississippi State *	6:30 p.m.
Oct. 10	#14 LSU *	2 p.m.
Oct. 17	Florida *	12 p.m.
Oct. 21	#8 Arkansas *	6:30 p.m.
Oct. 24	at Ole Miss *	2 p.m.
Oct. 28	at Alabama *	7 p.m.

All times Central // Home games in **Bold**
* = SEC Game

AUBURN ATHLETICS COMMUNICATIONS

George NunnelleyAssistant Director
..... gnnunnelley@auburn.edu
..... 502-609-9982

Kirk SampsonAssociate AD
..... sampska@auburn.edu

Web AuburnTigers.com
Twitter @AuburnSoccer
Instagram @AuburnSoccer
Facebook /AuburnSoccer
Office Phone 334-844-9800



MATCH 11

at #17 South Carolina Friday, Oct. 1 • 6 p.m. CT



SiteColumbia, S.C.
Venue..... Stone Stadium (5,700)
TVSEC Network+
RadioN/A
Live Stats.....AuburnTigers.com
Twitter @AuburnSoccer
Series Record.....Auburn trails, 6-13-4
Streak.....L3
in Columbia Auburn trails, 3-6-1
Last Meeting.....South Carolina 2, Auburn 0 (Oct. 31, 2019)

STARTING XI

- » Auburn split a pair of matches at No. 17 Tennessee and against Texas A&M last week.
- » The Tigers went on a program-record 11-game winning streak from the end of last spring to the start of this season and are 14-3-1 in 18 games since the start of last spring.
- » The team is outscoring opponents 26-8 this season and 42-11 in the last 18 games.
- » Auburn has allowed multiple goals on just two occasions in the last 18 contests and is turning in a 0.59 goals against average during the span.
- » On the offensive side, the team has scored multiple goals in 11 of the last 13 games.
- » Sophomore midfielder Anna Haddock ranks top five in the SEC and top 20 in the NCAA in goals (eight) and points (19) and is second in the country with four game-winning goals.
- » Haddock's eight goals in the first 10 games of the season are the most by an Auburn player since Tammy Waine scored 14 goals in the span to start the 2000 season.
- » Sophomore goalkeeper Maddie Prohaska is tied for the league lead with four shutouts, all of which have come in the last six contests.
- » The Tigers are third in the SEC with a 0.79 goals against average.
- » Auburn checked in at No. 13 in this week's coaches' poll, marking the sixth straight week the team has appeared in the top 15.
- » Five of Auburn's first six SEC contests and seven of 10 total conference games are against teams either ranked or receiving votes.
- » The Tigers are looking for the team's first win in Columbia since 2005.

INSIDE THE MATCHUP

AUBURN TIGERS

Rankings USC: 13 | TopDrawer: 16
2021 Record.....8-2-0
SEC.....2-1-0
Home.....6-1-0
Away2-1-0
Neutral0-0-0
Head Coach Karen Hoppa
Record at AU (Yrs.)262-170-44 (23rd)
Overall Record (Yrs.).....326-214-53 (29th)
Record vs. South Carolina 6-12-1

SOUTH CAROLINA

Rankings USC: 25 | TopDrawer: 17
2021 Record.....8-2-0
SEC.....3-0-0
Home3-1-0
Away5-1-0
Neutral0-0-0
Head Coach Shelley Smith
Record at SC (Yrs.) 273-124-48 (21st)
Overall Record (Yrs.).....314-158-50 (25th)
Record vs. Auburn..... 11-4-3

#WarEagle



AuburnTigers.com



@AuburnSoccer | @AuburnTigers
@AUCoachHoppa



/AuburnSoccer
/AuburnTigers

TEAM SCHEDULE » WEEK OF SEPTEMBER 27-OCTOBER 3

MONDAY September 27	TUESDAY September 28	WEDNESDAY September 29	THURSDAY September 30	FRIDAY October 1	SATURDAY October 2	SUNDAY October 3
OFF DAY	TRAINING 4:30 pm	TRAINING 5:00 pm	TRAVEL & PRACTICE TBD	MATCH DAY 6:00 pm at S. Carolina	TRAVEL & RECOVERY TBD	TRAINING 10:00 am

AUBURN ATHLETICS COMMUNICATIONS

AUBURNTIGERS.COM

For updated game notes, statistics and all the latest information on Auburn women's soccer and gameday activities, go to AuburnTigers.com.

INTERVIEW POLICY

Coach Hoppa, assistant coaches and selected athletes are available for phone and zoom interviews by contacting George Nunnelley in the communications office. Postgame interviews with Coach Hoppa and requested players will be conducted virtually following a brief cooling-off period. Practices are closed.

CREDENTIALS

Media capacity for the 2021 season will be very limited and conducted on a first-come, first-serve basis. Anyone wishing to cover Auburn women's soccer matches should contact George Nunnelley in the communications office at least one day in advance in order to make the proper arrangements.

GAMEDAY SERVICES

Notes and stats will be available online at AuburnTigers.com. Wireless internet is available in the press box; ask George Nunnelley to login.

VIDEO SERVICES

FTP feeds of selected Auburn women's soccer highlights are available for the media. A number of studio and satellite services may be arranged for electronic media by calling Andrew Aaron in the Auburn video services office at 334-750-7133 or by emailing aba0016@auburn.edu.

PHOTO SERVICES

For photos of Auburn women's soccer or anything pertaining to Auburn Athletics, contact Shanna Lockwood at 334-332-5750 or via email at sal0002@auburn.edu.

COMMUNICATIONS STAFF

George Nunnelley	Women's Soccer contact
cell:	502-609-9982
email:	gnunnelley@auburn.edu
Kirk Sampson	Associate AD
cell:	334-750-1385
email:	sampska@auburn.edu
Weston Carter	SEC Network/TV contact
cell:	217-260-2978
email:	weston.carter@auburn.edu

QUICK FACTS

UNIVERSITY INFORMATION

City / Zip Auburn, Ala. / 36831
 Founded Oct. 1, 1856
 Enrollment 30,737
 Nickname Tigers
 Colors Navy Blue and Burnt Orange
 Affiliation NCAA Division I
 Conference Southeastern Conference
 Stadium Auburn Soccer Complex
 Stadium Capacity 1,500
 Interim President Dr. Jay Gogue
 Athletic Director Allen Greene
 SWA Joy Vrbka

TEAM INFORMATION

Letterwinners Returning/Lost 17/7
 Starters Returning/Lost 10/2
 2020-21 Overall Record 10-5-3
 2020 Conference Record/Finish 3-3-2/8th

AUBURN PROGRAM HISTORY

All-Time Record 315-220-55 (.581)
 All-Time SEC Record 132-107-31 (.546)
 NCAA Tournament Appearances 16
 NCAA Tournament Record 13-16 (.448)
 SEC Tournament Appearances 25
 SEC Tournament Record 14-22-5 (.402)

STAFF INFORMATION

Head Coach Karen Hoppa
 Alma Mater, Year UCF, 1990
 Year at Auburn 23rd
 Year Overall 29th
 Career Record 326-214-53 (.594)
 at Auburn 262-170-44 (.597)
 Assistant Coach Ben Madsen
 Alma Mater, Year Lincoln Memorial, 2003
 Assistant Coach Nick Flohre
 Alma Mater, Year Indianapolis, 2003
 Director of Operations Amy Reif
 Alma Mater, Year Auburn, 1998

GAMEDAY EXPERIENCE: AUBURN SOCCER COMPLEX

» Auburn Soccer Complex is in its 28th season as home of Auburn women's soccer. The Tigers have played there in all but one season (1993), when they played at Wilbur "Bodie" Hinton Field. Since moving to the facility, Auburn boasts a record of 177-66-21 (.710). The Auburn Soccer Complex seats 1,500. Located across the street from the Auburn Athletic Complex, the soccer stadium's natural turf playing surface is 120 yards long, by 78 yards wide.



A CLOSER LOOK AT THE MATCHUP

Auburn	Value (SEC/NCAA Rank)*
Total Goals.....	26 (6th/32nd)
Total Assists	30 (3rd/8th)
Total Points82 (4th/19th)
Scoring Offense.....	2.60 (5th/32nd)
Assists Per Game.....	3.00 (3rd/11th)
Shots Per Game.....	17.80 (5th/37th)
SOG Per Game	7.20 (6th/77th)
Saves Per Game.....	2.50 (14th/317th)
Save Percentage	0.758 (8th/177th)
Team GAA.....	0.791 (3rd/64th)
Shutout Percentage.....	0.400 (6th/94th)
Shutouts	4
Goals Allowed.....	8

South Carolina	Value (SEC/NCAA Rank)*
Total Goals.....	19 (10th/68th)
Total Assists	20 (7th/45th)
Total Points	58 (9th/62nd)
Scoring Offense.....	1.90 (9th/77th)
Assists Per Game.....	2.00 (7th/46th)
Shots Per Game.....	13.30 (11th/144th)
SOG Per Game	6.10 (10th/149th)
Saves Per Game.....	2.80 (12th/300th)
Save Percentage	0.778 (7th/143rd)
Team GAA.....	0.800 (5th/68th)
Shutout Percentage.....	0.300 (9th/167th)
Shutouts	3
Goals Allowed.....	8

* - stats as of 9/28

PREVIOUS MEETINGS

<u>Oct. 8, 2015</u>	F
Auburn	0
South Carolina	2
<i>in Columbia, S.C.</i>	
<u>Nov. 4, 2015</u>	F (2OT)
Auburn	2
South Carolina	2
*Auburn won PKs, 5-3	
<i>in Orange Beach, Ala.</i>	
<u>Sept. 18, 2016</u>	F
Auburn	0
South Carolina	1
<i>in Auburn, Ala.</i>	
<u>Sept. 28, 2018</u>	F
Auburn	0
South Carolina	3
<i>in Columbia, S.C.</i>	
<u>Oct. 31, 2019</u>	F
Auburn	0
South Carolina	2
<i>in Auburn, Ala.</i>	

SPREADING THE WEALTH

- » Nine players have registered a goal, including seven with multiple goals, and 15 have gotten on the scoresheet thru the team's first 10 contests of the season.
- » Six players have turned in a total of seven multi-goal efforts this season, marking the most in a single season since 2000 (eight).

WEEKLY AWARDS

- » Junior forward Sydney Richards was named Top Drawer Soccer Team of the Week honorable mention, marking the sixth time in as many weeks an Auburn player has been honored by the publication this season.

SUPER SOPHOMORES

- » Auburn has started at least six true or redshirt sophomores in every game this season, and at least one member of the group has scored in every contest thus far.
- » They have accounted for 17 goals, 17 assists and 51 points through 10 games.

LEADING THE CHARGE

- » After leading all freshmen nationally with 10 assists a season ago, Haddock ranks top five in the SEC and top 20 in the country in goals (eight) and points (19).
- » Haddock's seven goals through eight contests are the most by an Auburn player since Tammy Waine scored 12 goals in 2000.
- » She has registered a point in eight of 10 contests and has scored in six games to start the season, increasing her career total to 33 points in her first 28 games.

D-TEAM

- » The Tigers defensive unit matched the program record for fewest goals allowed in a season in 2020-21 (15).
- » Dating back to the start of last spring, Auburn has allowed 11 goals in 18 contests - good for a 0.59 goals against average.
- » The Tigers have turned in nine shutouts during the span, including four in the last six games and two in the first three SEC contests.

IRON WOMAN

- » Alyssa Malonson returned for her final season in an Auburn uniform after being selected by the N.C. Courage with the 20th pick of the 2021 NWSL Draft.
- » Malonson has played and started in every game (87) since stepping foot on campus, tied for the third most consecutive starts in an Auburn career.

INSTANT IMPACT

- » Freshman forward Carly Thatcher has emerged as one of the Tigers' top options off the bench and ranks tied for third on the team with eight points on three goals and two assists.
- » Thatcher recorded a hat trick in 27 minutes off the bench against Alabama A&M, marking the 14th hat trick in program history.

TOUGH SLATE

- » Nine of Auburn's 18 games, including five straight from Sept. 12-Oct. 1, are against teams either ranked or receiving votes.

PLAYER TO WATCH: M.E. CRAVEN

- » Senior captain M.E. Craven put a free kick from nearly 70 yards out into the back of the net in the Tigers' 3-0 win against Texas A&M. The goal was Craven's second of the season and her career, both of which have been game winners. The Alpharetta, Ga., native has bolstered the defensive unit that ranks third in the league in goals against average and ranks second on the team in minutes (871).



ROSTER

BY NUMBER						BY NAME		
No.	Name	Pos.	Ht.	Year	Hometown (High School/Last School)	No.	Name	Pos.
0	Madeline Moore	D	5-9	So.	Winter Haven, Fla. (Winter Haven Senior)	19	Marissa Arias	F/MF
00	Maddie Prohaska	GK	5-9	So.	West Chester, Ohio (Lakota West)	6	Jolie Baltzegar	F
1	Hailey Whitaker	MF/F	5-1	Sr.	Birmingham, Ala. (Oak Mountain)	25	Micah Beasley	MF
2	Riley Petcosky	D/MF	5-5	Jr.	Vestal, N.Y. (Cedar Park)	13	Kylie Bechard	F/MF
3	Alyssa Malonson	D/MF	5-3	Sr.-2	Spring, Texas (Klein)	5	Brooke Berdan	D/MF
4	Anna Haddock	MF	5-5	So.	Bowling Green, Ky. (Greenwood)	17	Maddy Bondon	MF/D
5	Brooke Berdan	D/MF	5-8	Jr.	Boulder, Colo. (Fairview)	10	Sammie Brown	MF
6	Jolie Baltzegar	MF/D	5-5	So.	Evans, Ga. (Greenbrier)	23	Olivia Candelino	F
7	Carly Thatcher	MF	5-2	Fr.	Greer, S.C. (Riverside)	33	Katie Carrino	GK
8	Mallory Mooney	MF/F	5-2	So.	Broomfield, Colo. (Broomfield)	22	M.E. Craven	D
9	Hannah Waesch	MF	5-5	So.	The Colony, Texas (The Colony)	20	Olivia Dedels	MF
10	Sammie Brown	MF	5-3	So.	Morgantown, W.V. (Morgantown)	12	Haley Duca	MF
11	LJ Knox	D	5-10	Fr.	Brentwood, Tenn. (Brentwood Academy)	24	Makenna Garcia	GK
12	Haley Duca	MF	5-2	Fr.	Chelsea, Ala. (Chelsea)	34	Layton Glisson	F
13	Kylie Bechard	F/MF	5-2	R-So.	Columbus, Ga. (Harris County)	4	Anna Haddock	MF
14	Sydney Richards	F/MF	5-7	Jr.	Plano, Texas (Plano Senior)	11	LJ Knox	D
15	Sydney Thibodaux	MF	5-5	Fr.	Montgomery, Texas (Lake Creek)	21	Sabrina McNeill	F/MF
16	Rocio Sanders	F/MF	5-4	Sr.-2.	Satellite Beach, Fla. (Cocoa Beach)	3	Alyssa Malonson	D
17	Maddy Bondon	MF/D	5-4	So.	Duluth, Ga. (Peachtree Ridge)	8	Mallory Mooney	F
18	Jaycie Silhan	MF	5-11	Fr.	Spring, Texas (Klein Oak)	0	Madeline Moore	D
19	Marissa Arias	F/MF	5-4	R-So.	San Antonio, Texas (Louis D. Brandeis)	2	Riley Petcosky	MF/D
20	Olivia Dedels	MF	5-6	Sr.	Lawrenceville, Ga. (Collins Hill)	00	Maddie Prohaska	GK
21	Sabrina McNeill	F/MF	5-4	Gr.	Whitby, Ontario (Eastern Michigan)	14	Sydney Richards	F/MF
22	M.E. Craven	D	6-2	Sr.	Alpharetta, Ga. (Lambert)	16	Rocio Sanders	F
23	Olivia Candelino	F	5-5	So.	Jacksonville, Fla. (The Bolles School)	18	Jaycie Silhan	MF
24	Makenna Garcia	GK	5-5	R-Fr.	Pflugerville, Texas (Hendrickson)	32	Maddie Simpson	F
25	Micah Beasley	MF	5-3	Fr.	Klein, Texas (Connections Academy)	26	Grace Sklopan	MF
26	Grace Sklopan	MF	5-3	Gr.	Alexandria, Va. (Virginia Tech)	7	Carly Thatcher	MF
32	Maddie Simpson	F	5-7	So.	Wausau, Wisc. (DC Everest Senior)	15	Sydney Thibodaux	MF
33	Katie Carrino	GK	5-11	Fr.	Benedict, Md. (The Calverton School)	9	Hannah Waesch	MF
34	Layton Glisson	F	5-7	Fr.	Dacula, Ga. (Hebron Christian Academy)	1	Hailey Whitaker	MF/F

Head Coach: Karen Hoppa (23rd season at Auburn, 29th overall)
 Associate Head Coach: Ben Madsen (10th season at Auburn)
 Assistant Coach: Nick Flohre (3rd season at Auburn)
 Director of Operations: Amy Reif (4th season at Auburn)

BY CLASS

Freshmen (9)

Micah Beasley, Katie Carrino, Haley Duca, Makenna Garcia, Layton Glisson, LJ Knox, Jaycie Silhan, Carly Thatcher, Sydney Thibodaux

Sophomores (12)

Marissa Arias, Jolie Baltzegar, Kylie Bechard, Maddy Bondon, Sammie Brown, Olivia Candelino, Anna Haddock, Mallory Mooney, Madeline Moore, Maddie Prohaska, Maddie Simpson, Hannah Waesch

Juniors (3)

Brooke Berdan, Riley Petcosky, Sydney Richards

Seniors (7)

M.E. Craven, Olivia Dedels, Sabrina McNeill, Alyssa Malonson, Rocio Sanders, Grace Sklopan, Hailey Whitaker

PRONUNCIATION GUIDE

Marissa ARIAS	AH-ree-ahsss
JOLIE BALTZEGAR	JOE-lee Balt-zi-GER
Kylie BECHARD	beh-SHARD
Brooke BERDAN	ber-DAN
Maddy BONDON	BON-den
Olivia CANDELINO	Can-da-LEE-no
Katie CARRINO	Kah-REE-no
Olivia DEDELS	De-DELLS
Haley DUCA	DOO-kah
Anna HADDOCK	HAD-ick
Alyssa MALONSON	muh-LAHN-sahn
Riley PETCOSKY	pet-KAH-skee
Maddie PROHASKA	pro-HASS-kah
ROCIO Sanders	row-SEE-oh
Jaycie SILHAN	Sil-HAHN
Sydney THIBODAU X	TIB-ah-dough
Hannah WAESCH	Wesh

@AUCOACHOPPA

KAREN HOPPA » HEAD COACH

- » Hoppa's 318 wins entering 2021 are the 13th most among coaches who have patrolled the coaches box for 28 years or less
- » Her 254 wins over past 22 years are the fifth highest clip in the SEC since 1999, including the second highest mark in the SEC West
- » Amassed seven SEC Western Division Championships, one regular season title and one conference tournament crown
- » Coached 70 All-SEC selections, including three SEC Player of the Year choices and two SEC Scholar-Athletes of the Year
- » Guided 52 All-Region honorees and 14 All-Americans since arriving on The Plains
- » Advanced to the SEC Tournament 19 consecutive years, the second-longest active streak in the conference
- » Collected Team Academic Award 15 times since 2004
- » Quartet of players have earned CoSIDA Academic All-America recognition while Katy Frierson was named the NSCAA Scholar-Athlete of the Year in 2010.
- » Program has had 17 10-plus win seasons in 22 seasons
- » Holds record of 70-37-10 (.641) against SEC West teams
- » Made 16 NCAA Tournament appearances, including 12 of last 15 campaigns
- » Reached NCAA Quarterfinals for first time in program history in 2016 and went to the second round of the tournament in a record four straight seasons (2014-17)
- » Set program record in wins in back-to-back seasons in 2015 (16) and 2016 (17)
- » Team has broken 47 single-season records in her tenure with the Tigers
- » Named United States National Team's Youth Goalkeeper Coordinator in 2002
- » Coached on the U19 United States National Team in the inaugural FIFA Women's U19 World Championships in 2002
- » Captured gold over Canada in 2002 U19 World Championships
- » Served as assistant and goalkeeper coach for U18 United States for the Albena Cup in Bulgaria
- » Spent 12 years at UCF as student-athlete, assistant coach and head coach
- » Won five Trans America Athletic Conference titles, including four in a row during the 1993-96 campaigns
- » Three-year starter as goalkeeper for the Golden Knights
- » Allowed just 30 goals (0.594 per game) en route to 43-13-7 playing record
- » Holds three career records, including fewest goals allowed, lowest goals against average and total shutouts at UCF
- » Named 1990 NCAA Goalkeeper of the Year and was a finalist for the Hermann Award in 1990
- » Graduated Magna Cum Laude with a degree in psychology from UCF
- » Served as the United Soccer Coaches Chair of NCAA Division I Women's Coaches from 2017-20
- » Married Scott Hoppa and has one daughter, Bailey

Coaching Record Year-by-Year

Year	School	Record
1993	Central Florida	8-7-1
1994	Central Florida	13-5-1
1995	Central Florida	10-7-4
1996	Central Florida	13-7-1
1997	Central Florida	8-10-2
1998	Central Florida	12-8
1999	Auburn	6-13
2000	Auburn	13-7
2001	Auburn	11-8-1
2002	Auburn	15-5-2
2003	Auburn	14-4-3
2004	Auburn	15-4-2
2005	Auburn	8-12-1
2006	Auburn	11-6-3
2007	Auburn	10-8-2
2008	Auburn	12-9-2
2009	Auburn	10-9-3
2010	Auburn	11-8-2
2011	Auburn	15-7-2
2012	Auburn	13-11-1
2013	Auburn	8-9-4
2014	Auburn	12-7-3
2015	Auburn	16-6-1
2016	Auburn	17-7-0
2017	Auburn	8-7-5
2018	Auburn	12-6-2
2019	Auburn	7-10-2
2020	Auburn	10-5-3
2021	Auburn	8-2-0
Overall		326-214-53
at Auburn		262-170-44
at Central Florida		64-44-9

Overall Milestone Matches

First win.....2-1 vs. Saint Mary's, 1993
 100th win4-0 vs. South Alabama, 2002
 200th win 1-0 vs. Alabama, 2010
 300th win 1-0 at Missouri, 2018

Auburn Milestone Matches

First win..... 4-0 vs. Southwest Texas State, 1999
 50th win 2-0 vs. Dartmouth, 2003
 100th win 1-0 vs. Mississippi State, 2007
 150th win3-2 vs. Florida, 2011
 200th win3-2 vs. Texas Tech, 2015
 250th win 1-0 vs. Georgia, 2021

SEC STANDINGS

EASTERN DIVISION STANDINGS

	Division		Conference		W-L-T	Home	Away	Neutral
	W-L-T	Pts.	W-L-T	Pts.				
South Carolina	3-0-0	9	3-0-0	9	8-2-0	3-1-0	5-1-0	0-0-0
Florida	1-0-1	4	2-0-1	7	3-5-3	1-3-2	2-2-1	0-0-0
Tennessee	1-0-0	3	2-1-0	6	9-1-0	5-0-0	4-1-0	0-0-0
Vanderbilt	0-1-1	1	1-1-1	4	4-5-2	3-3-2	1-2-0	0-0-0
Georgia	0-0-0	0	1-1-1	4	8-2-1	6-1-1	2-1-0	0-0-0
Kentucky	0-2-0	0	0-3-0	0	6-4-2	5-2-1	1-2-1	0-0-0
Missouri	0-2-0	0	0-3-0	0	4-6-0	3-4-0	1-2-0	0-0-0

WESTERN DIVISION STANDINGS

	Division		Conference		W-L-T	Home	Away	Neutral
	W-L-T	Pts.	W-L-T	Pts.				
Arkansas	2-0-0	6	3-0-0	9	8-2-0	5-0-0	1-2-0	2-0-0
Ole Miss	2-1-0	6	2-1-0	6	7-2-2	4-1-1	3-1-1	0-0-0
Auburn	1-0-0	3	2-1-0	6	8-2-0	6-1-0	2-1-0	0-0-0
LSU	1-1-0	3	1-2-0	3	8-2-0	3-1-0	4-1-0	1-0-0
Alabama	0-1-0	0	1-2-0	3	6-6-0	6-2-0	0-4-0	0-0-0
Miss. State	0-1-0	0	0-2-1	1	2-4-3	2-2-0	0-2-3	0-0-0
Texas A&M	0-2-0	0	1-2-0	3	5-5-1	4-2-0	1-3-1	0-0-0

NATIONAL POLLS

UNITED SOCCER COACHES (SEPT. 28)

Rk.	School	2021 Record
1	Florida State *	10-0-0
2	Virginia	10-1-0
3	UCLA	8-0-1
4	Duke	7-1-1
5	North Carolina	8-1-1
6	Pepperdine	9-1-0
7	Stanford	7-2-0
8	Arkansas*	8-2-0
9	Rutgers	7-2-0
10	TCU	8-2-0
11	Hofstra	9-1-0
12	West Virginia	7-2-1
13	Auburn	8-2-0
14	SMU	7-1-0
15	Tennessee*	9-1-0
16	Gonzaga	10-1-0
17	Michigan	7-1-2
18	Wisconsin	7-1-3
19	Virginia Tech	7-2-2
20	Harvard	7-0-1
21	Southern Cal	6-2-0
22	Memphis	8-1-1
23	Georgetown	5-0-5
24	LSU*	8-2-0
25	South Carolina*	8-2-0

AROUND THE SEC

Thursday, Sept. 30

Kentucky at Mississippi State.....6 p.m.

Friday, Oct. 1

Auburn at South Carolina.....6 p.m.

LSU at Alabama.....7 p.m.

Tennessee at Texas A&M.....7 p.m.

Missouri at Vanderbilt.....7 p.m.

Sunday, Oct. 3

Arkansas at Georgia..... 12 p.m.

Ole Miss at Florida.....2 p.m.

AUBURN IN THE POLLS

Date	Rec.	USC	TDS
PRE	0-0-0	NR	NR
Week 1	2-0-0	14	22
Week 2	3-0-0	11	19
Week 3	5-0-0	10	16
Week 4	6-1-0	12	16
Week 5	7-1-0	11	13
Week 6	8-2-0	13	16

TOP DRAWER SOCCER (SEPT. 27)

Rk.	School	2021 Record
1	Florida State*	10-0-0
2	Virginia	10-1-0
3	UCLA	8-0-1
4	North Carolina	8-1-1
5	Pepperdine	9-1-0
6	Duke	7-1-1
7	Hofstra	9-1-0
8	Arkansas*	7-2-0
9	West Virginia	7-2-1
10	Harvard	7-0-1
11	TCU	8-2-0
12	Tennessee*	9-1-0
13	Stanford	7-2-0
14	LSU*	8-2-0
15	Georgetown	5-0-5
16	Auburn	8-2-0
17	South Carolina*	8-2-0
18	Clemson	7-3-0
19	Rutgers	7-2-0
20	Notre Dame	9-1-1
21	Michigan	7-1-2
22	SMU	7-1-0
23	Penn State	6-4-0
24	Princeton	7-1-1
25	Memphis	8-1-1

HONORS AND AWARDS

Anna Haddock

- » SEC Offensive Player of the Week (Aug. 23)
- » TDS Team of the Week (Aug. 24)
- » TDS Team of the Week - HM (Aug. 31)
- » SEC Offensive Player of the Week (Sept. 20)
- » TDS Team of the Week (Sept. 21)
- » SEC Preseason Watch List

Alyssa Malonson

- » SEC Defensive Player of the Week (Aug. 23)
- » TDS Team of the Week - HM (Sept. 21)
- » SEC Preseason Watch List

Maddie Prohaska

- » SEC Preseason Watch List

Sydney Richards

- » TDS Team of the Week - HM (Sept. 7)
- » TDS Team of the Week - HM (Sept. 28)

Carly Thatcher

- » SEC Freshman of the Week (Sept. 13)
- » TDS Team of the Week - HM (Sept. 14)

Hannah Waesch

- » TDS Team of the Week (Sept. 7)

* - 2021 Auburn opponent

AUBURN IN 2021

Overall	8-2-0
Home	6-1-0
Away	2-1-0
Neutral.....	0-0-0
SEC	2-1-0
Home	2-0-0
Away.....	0-1-0
In overtime	0-0-0
vs. Ranked opponents	1-2-0
vs. Unranked opponents	7-0-0
Scoring first.....	7-1-0
Opponent scores first	1-1-0
Leading at half	5-0-0
Trailing at half	0-1-0
Tied at half	3-1-0
Outshooting opponent.....	7-0-0
Outshot by opponent.....	1-2-0
Same number of shots	0-0-0
Taking more corner kicks.....	7-1-0
Allowing more corner kicks	0-1-0
Same number of corner kicks	1-0-0
Making more saves	2-1-0
Allowing more saves	5-0-0
Same number of saves	1-1-0
Committing more fouls.....	1-0-0
Drawing more fouls	6-2-0
Same number of fouls	1-0-0
Televised games.....	0-1-0
Non-televised games	8-1-0
Wearing white kits	6-1-0
Wearing blue kits.....	2-1-0
Sunday.....	2-1-0
Monday	0-0-0
Tuesday	0-0-0
Wednesday	0-0-0
Thursday	4-1-0
Friday	1-0-0
Saturday.....	1-0-0
August	3-0-0
September	5-2-0
October	0-0-0
November	0-0-0

THE LAST TIME

TEAM

Scored 5-plus goals	5, vs. Alabama A&M (9/9/2021)
Scored 4 goals	4, vs. UAB (9/2/2021)
Scored 3 goals	3, vs. Texas A&M (9/26/2021)
Scored 2 goals	2, at Troy (8/26/2021)
Scored 1 goal	1, at Tennessee (9/23/2021)
Was shutout.....	0, at Clemson (3/6/2021)
Allowed 5 goals.....	5, vs. Arkansas (10/24/2019)
Allowed 4 goals.....	4, vs. Arkansas (11/17/20)
Allowed 3 goals.....	3, at Mississippi State (10/10/2019)
Allowed 2 goals.....	2, at Tennessee (9/23/2021)
Allowed 1 goal.....	1, vs. UAB (9/2/2021)
Shutout an opponent	vs. Texas A&M (9/26/2021)
Attempted 30-plus shots.....	49, vs. Alabama A&M (9/9/2021)
Attempted 20-29 shots	24, vs. Chattanooga (9/5/2021)
Attempted 10-19 shots	11, vs. Texas A&M (9/26/2021)
Allowed 20-plus shots	21, at Georgia (10/18/2020)
Allowed 15-19 shots.....	19, at Tennessee (9/23/2021)
Allowed 10-15 shots.....	15, vs. Georgia (9/17/2021)
Allowed 5-9 shots.....	6, vs. Texas A&M (9/26/2021)
Allowed 1-4 shots.....	0, vs. Alabama A&M (9/9/2021)
Won in overtime	1-0 (2OT), at Louisville (3/20/2021)
Lost in overtime	2-1 (2OT), at Tennessee (9/23/2021)
Tied in overtime.....	0-0 (2OT), vs. LSU (2/26/2021)
Had 10-20 corner kicks.....	12, vs. Alabama A&M (9/9/2021)
Won a penalty kick shootout	2-2 (5-3 PK), vs. South Carolina (11/4/2015)
Lost a penalty kick shootout	1-1 (2-1 PK), vs. Florida (10/28/2018)

INDIVIDUAL

Scored 3 goals in a half.....	3, Mallory Mooney vs. Virginia Tech (4/17/2021)
Scored 3 goals in a match	3, Carly Thatcher vs. Alabama A&M (9/9/2021)
Scored 4 goals in a match	4, Tiffany Smith vs. LaGrange (9/25/1993)
Had 3 assists in a match	3, Casie Ramsier vs. UConn (11/18/2016)
Had 4 assists in a match	4, Anna Haddock vs. Kennesaw State (2/19/2021)
Took 10 shots in a match	10, Kristen Dodson vs. High Point (9/8/2017)
Had 10 saves in a match.....	10, Maddie Prohaska (10/30/2020)
Had 15 saves in a match.....	15, Meredith McPherson vs. Arkansas (9/24/1994)
Recorded a shutout	Maddie Prohaska vs. Texas A&M (9/26/2021)
Had consecutive shutouts.....	2, Maddie Prohaska vs. Chattanooga/Alabama A&M (9/5-9/2021)
Scored a penalty kick	Sydney Richards & Anna Haddock vs. Texas A&M (9/26/2021)
Saved a penalty kick.....	Sarah Le Beau vs. Florida (9/27/2015)
Goalkeeper scored a goal.....	Karina Micomonaco at West Florida (10/23/1993)
Goalkeeper had an assist.....	Alyse Scott vs. Memphis (9/5/2014)

FACILITY UPGRADE: NEW LED LIGHTS

» In 2018, Auburn Soccer Complex had a minor procedure that has had a major impact on the gameday experience. The Tigers became proud owners of a LED light system that allows for light shows to be played throughout the game. Keep your eye for the feature during starting lineup and after an Auburn goal.



0



Madeline Moore
5-9 | D | So.
Winter Haven, Fla.

2021 Game-By-Game

Opp	GS	Min	G	A	Pts	Sh
at Samford	*	90	0	0	0	0
BYU	*	83	0	0	0	0
at Troy	*	90	0	0	0	0
UAB	*	90	0	1	1	0
UTC	*	84	0	1	1	0
AAMU	*	68	0	0	0	0
FSU	*	90	0	0	0	0
Georgia	*	9	0	0	0	0
at UT	-	-	-	-	-	-
Texas A&M	-	-	-	-	-	-
at USC						
at MSU						
LSU						
Florida						
Arkansas						
at Ole Miss						
at Alabama						

Career Highs

Minutes Played

S: 90 (4x) vs. FSU (9/12)
C: 110 vs. LSU (2/26/21)

Goals

S: --
C: --

Assists

S: 1 (2x) vs. Chattanooga (9/5)
C: 1 (3x) vs. Chattanooga (9/5/21)


Points

S: 1 (2x) vs. Chattanooga (9/5)
C: 1 (3x) vs. Chattanooga (9/5/21)

Career Stats

Season	GP	G	A	Pts	Sh	GW
2020	18	0	1	1	2	0
2021	8	0	2	2	0	0
Totals	26	0	3	3	2	0

00



Maddie Prohaska
5-9 | GK | So.
West Chester, Ohio

2021 Game-By-Game

Opp	GS	Min	GA	GAA	Sv	Sho
at Samford	*	90	1	1.00	4	0
BYU	*	90	1	1.00	3	0
at Troy	*	90	1	1.00	1	0
UAB	*	90	1	1.00	4	0
UTC	*	90	0	0.00	0	1
AAMU	*	90	0	0.00	0	1
FSU	*	90	2	2.00	2	0
Georgia	*	90	0	0.00	4	1
at UT	*	101	2	2.00	6	0
Texas A&M	*	90	0	0.00	0	1
at USC						
at MSU						
LSU						
Florida						
Arkansas						
at Ole Miss						
at Alabama						

Career Highs

Minutes Played

S: 101 at Tennessee (9/23)
C: 110 (3x) vs. LSU (2/26/21)

Goals Allowed

S: 2 (2x) at Tennessee (9/23)
C: 4 vs. Arkansas (11/17/20)

Saves

S: 6 at Tennessee (9/23)
C: 10 at Arkansas (10/30/20)

Career Stats

Season	GP	Min	GA	GAA	Sv	Sho
2020	17	1573:40	14	0.80	76	6/2
2021	10	910:11	8	0.79	24	4/0
Totals	27	2484:51	22	0.80	100	10/2

1



Hailey Whitaker
5-1 | MF/F | Sr.
Birmingham, Ala.

2021 Game-By-Game

Opp	GS	Min	G	A	Pts	Sh
at Samford	*	62	0	0	0	2
BYU	*	64	0	0	0	0
at Troy	*	50	0	0	0	1
UAB	*	46	0	0	0	1
UTC	*	57	0	1	1	1
AAMU	-	32	0	0	0	3
FSU	-	37	0	0	0	0
Georgia	*	63	0	0	0	2
at UT	*	101	0	0	0	1
Texas A&M	*	71	0	0	0	0
at USC						
at MSU						
LSU						
Florida						
Arkansas						
at Ole Miss						
at Alabama						

Career Highs

Minutes Played

S: 101 at Tennessee (9/23)
C: 104 vs. Miss. State (9/18/20)

Goals

S: --
C: 1 (7x) vs. South Alabama (4/3/21)

Assists

S: 1 vs. Chattanooga (9/5)
C: 2 (2x) vs. South Alabama (4/3/21)

Points

S: 1 vs. Chattanooga (9/5)
C: 4 (2x) vs. South Alabama (4/3/21)

Career Stats

Season	GP	G	A	Pts	Sh	GW
2018	20	2	3	7	20	1
2019	19	3	4	10	32	2
2020	17	2	2	6	28	1
2021	10	0	1	1	11	0
Totals	66	7	10	24	91	4

2



Riley Petcosky
5-5 | D/MF | Jr.
Vestal, N.Y.

2021 Game-By-Game

Opp	GS	Min	G	A	Pts	Sh
at Samford	-	15	0	0	0	0
BYU	-	11	0	0	0	0
at Troy	-	10	0	0	0	0
UAB	-	24	0	0	0	0
UTC	-	36	0	1	1	1
AAMU	-	35	0	0	0	0
FSU	-	-	-	-	-	-
Georgia	-	81	0	0	0	0
at UT	-	-	-	-	-	-
Texas A&M	-	23	0	0	0	0
at USC						
at MSU						
LSU						
Florida						
Arkansas						
at Ole Miss						
at Alabama						

Career Highs

Minutes Played

S: 81 vs. Georgia (9/17)
C: 90 vs. Virginia Tech (9/1/19)

Goals

S: --
C: --

Assists

S: 1 vs. Chattanooga (9/5)
C: 2 vs. Virginia Tech (9/1/19)

Points

S: 1 vs. Chattanooga (9/5)
C: 2 vs. Virginia Tech (9/1/19)

Career Stats

Season	GP	G	A	Pts	Sh	GW
2019	18	0	2	2	3	0
2020	9	0	0	0	3	0
2021	8	0	1	1	1	0
Totals	35	0	3	3	7	0

3



Alyssa Malonson
5-3 | D/MF | Sr.-2
Spring, Texas

2021 Game-By-Game

Opp	GS	Min	G	A	Pts	Sh
at Samford	*	84	1	0	2	1
BYU	*	86	0	1	1	2
at Troy	*	80	0	0	0	1
UAB	*	82	0	0	0	1
UTC	*	67	0	0	0	1
AAMU	*	68	0	2	2	1
FSU	*	90	0	0	0	0
Georgia	*	90	0	0	0	0
at UT	*	101	0	0	0	1
Texas A&M	*	90	0	0	0	0
at USC						
at MSU						
LSU						
Florida						
Arkansas						
at Ole Miss						
at Alabama						

Career Highs

Minutes Played

S: 101 at Tennessee (9/23)
C: 110 (6x) vs. Kentucky (10/24/20)

Goals

S: 1 at Samford (8/19)
C: 1 (3x) at Samford (8/19/21)

Assists

S: 2 vs. AAMU (9/9)
C: 2 (6x) vs. AAMU (9/9/21)


Points

S: 2 (2x) vs. AAMU (9/9)
C: 2 (9x) vs. AAMU (9/9/21)

Career Stats

Season	GP	G	A	Pts	Sh	GW
2017	20	0	6	6	17	0
2018	20	0	8	8	12	0
2019	19	1	1	3	5	1
2020	18	1	4	6	19	0
2021	10	1	3	5	8	0
Totals	87	3	22	28	61	1

4



Anna Haddock
5-5 | MF | So.
Bowling Green, Ky.

2021 Game-By-Game

Opp	GS	Min	G	A	Pts	Sh
at Samford	*	90	1	0	2	3
BYU	*	90	2	0	4	5
at Troy	*	89	0	2	2	1
UAB	*	76	0	0	0	3
UTC	*	80	1	0	2	5
AAMU	*	52	0	1	1	6
FSU	*	89	1	0	2	2
Georgia	*	88	2	0	4	7
at UT	*	101	0	0	0	2
Texas A&M	*	74	1	0	2	4
at USC						
at MSU						
LSU						
Florida						
Arkansas						
at Ole Miss						
at Alabama						

Career Highs

Minutes Played

S: 101 at Tennessee (9/23)
C: 110 (2x) vs. Ole Miss (10/13/20)

Goals

S: 2 (2x) vs. Georgia (9/17)
C: 2 (2x) vs. Georgia (9/17/21)

Assists

S: 2 at Troy (8/26)
C: 4 vs. Kennesaw (2/19/21)

Points

S: 4 (2x) vs. Georgia (9/17)
C: 4 (4x) vs. Georgia (9/17/21)

Career Stats

Season	GP	G	A	Pts	Sh	GW
2020	18	2	10	14	54	0
2021	10	8	3	19	38	4
Totals	28	10	13	33	92	4

6



Jolie Baltzegar
5-5 | MF/D | So.
Evans, Ga.

2021 Game-By-Game

Opp	GS	Min	G	A	Pts	Sh
at Samford	-	-	-	-	-	-
BYU	-	-	-	-	-	-
at Troy	-	-	-	-	-	-
UAB	-	-	-	-	-	-
UTC	-	-	-	-	-	-
AAMU	-	-	-	-	-	-
FSU	-	-	-	-	-	-
Georgia	-	-	-	-	-	-
at UT	-	-	-	-	-	-
Texas A&M	-	-	-	-	-	-
at USC						
at MSU						
LSU						
Florida						
Arkansas						
at Ole Miss						
at Alabama						

Career Highs

Minutes Played

S: --
C: 78 vs. Miss. State (9/18/20)

Goals

S: --
C: --

Assists

S: --
C: --

Points

S: --
C: --

Career Stats						
Season	GP	G	A	Pts	Sh	GW
2020	17	0	1	1	8	0
2021	--	--	--	--	--	--
Totals	17	0	1	1	8	0

7



Carly Thatcher
5-2 | MF | Fr.
Pensacola Beach, Fla.

2021 Game-By-Game

Opp	GS	Min	G	A	Pts	Sh
at Samford	-	-	-	-	-	-
BYU	-	4	0	1	1	1
at Troy	-	18	0	0	0	0
UAB	-	18	0	0	0	0
UTC	-	-	-	-	-	-
AAMU	-	27	3	0	6	3
FSU	-	34	0	0	0	0
Georgia	-	29	0	1	1	2
at UT	-	34	0	0	0	0
Texas A&M	-	31	0	0	0	0
at USC						
at MSU						
LSU						
Florida						
Arkansas						
at Ole Miss						
at Alabama						

Career Highs

Minutes Played

S: 34 (2x) at Tennessee (9/23)
C: 34 (2x) at Tennessee (9/23/21)

Goals

S: 3 vs. AAMU (9/9)
C: 3 vs. AAMU (9/9/21)

Assists

S: 1 (2x) vs. Georgia (9/17)
C: 1 (2x) vs. Georgia (9/17/21)

Points

S: 6 vs. AAMU (9/9)
C: 6 vs. AAMU (9/9/21)

Career Stats						
Season	GP	G	A	Pts	Sh	GW
2021	8	3	2	8	6	0

8



Mallory Mooney
5-2 | MF/F | So.
Broomfield, Colo.

2021 Game-By-Game

Opp	GS	Min	G	A	Pts	Sh
at Samford	*	90	0	0	0	0
BYU	*	90	0	0	0	0
at Troy	*	83	0	0	0	0
UAB	*	74	0	2	2	0
UTC	*	75	0	0	0	0
AAMU	*	63	0	0	0	0
FSU	*	84	0	0	0	1
Georgia	*	90	0	1	1	0
at UT	*	101	0	0	0	1
Texas A&M	*	86	0	0	0	0
at USC						
at MSU						
LSU						
Florida						
Arkansas						
at Ole Miss						
at Alabama						

Career Highs

Minutes Played

S: 101 at Tennessee (9/23)
C: 104 vs. vs. LSU (2/26/21)

Goals

S: --
C: 3 vs. Virginia Tech (4/17/21)

Assists


S: 2 vs. UAB (9/2)
C: 2 (2x) vs. UAB (9/2/21)

Points

S: 2 vs. UAB (9/2)
C: 6 vs. Virginia Tech (4/17/21)

Career Stats						
Season	GP	G	A	Pts	Sh	GW
2020	18	5	4	14	17	2
2021	10	0	3	3	2	0
Totals	28	5	7	17	19	2

9



Hannah Waesch
5-5 | MF | So.
The Colony, Texas

2021 Game-By-Game

Opp	GS	Min	G	A	Pts	Sh
at Samford	*	90	0	0	0	0
BYU	*	90	0	0	0	1
at Troy	*	90	1	0	2	2
UAB	*	86	0	0	0	0
UTC	*	82	0	0	0	1
AAMU	*	60	0	0	0	0
FSU	*	90	0	0	0	0
Georgia	*	90	0	0	0	0
at UT	*	101	0	0	0	0
Texas A&M	*	90	0	0	0	1
at USC						
at MSU						
LSU						
Florida						
Arkansas						
at Ole Miss						
at Alabama						

Career Highs

Minutes Played

S: 101 at Tennessee (9/23)
C: 110 vs. LSU (2/26/21)

Goals

S: 1 at Troy (8/26)
C: 1 (2x) at Troy (8/26/21)

Assists

S: --
C: 1 (2x) at Alabama (3/27/21)


Points

S: 2 at Troy (8/26)
C: 3 vs. Kennesaw (2/19/21)

Career Stats

Season	GP	G	A	Pts	Sh	GW
2020	18	1	2	4	10	0
2021	10	1	0	2	5	0
Totals	28	2	2	6	15	0

10



Sammie Brown
5-3 | MF | So.
Morgantown, W.V.

2021 Game-By-Game

Opp	GS	Min	G	A	Pts	Sh
at Samford	-	-	-	-	-	-
BYU	-	-	-	-	-	-
at Troy	-	-	-	-	-	-
UAB	-	-	-	-	-	-
UTC	-	-	-	-	-	-
AAMU	-	-	-	-	-	-
FSU	-	-	-	-	-	-
Georgia	-	-	-	-	-	-
at UT	-	-	-	-	-	-
Texas A&M	-	-	-	-	-	-
at USC						
at MSU						
LSU						
Florida						
Arkansas						
at Ole Miss						
at Alabama						

Career Highs

Minutes Played

S: --
C: --

Goals

S: --
C: --

Assists

S: --
C: --

Points

S: --
C: --

Career Stats

Season	GP	G	A	Pts	Sh	GW
2020	1	0	0	0	0	0
2021	--	--	--	--	--	--
Totals	1	0	0	0	0	0

11



LJ Knox
5-10 | D | Fr.
Brentwood, Tenn.

2021 Game-By-Game

Opp	GS	Min	G	A	Pts	Sh
at Samford	-	-	-	-	-	-
BYU	-	-	-	-	-	-
at Troy	-	-	-	-	-	-
UAB	-	-	-	-	-	-
UTC	-	-	-	-	-	-
AAMU	-	-	-	-	-	-
FSU	-	-	-	-	-	-
Georgia	-	-	-	-	-	-
at UT	-	-	-	-	-	-
Texas A&M	-	7	0	0	0	0
at USC						
at MSU						
LSU						
Florida						
Arkansas						
at Ole Miss						
at Alabama						

Career Highs

Minutes Played

S: 7 vs. Texas A&M (9/26)
C: 7 vs. Texas A&M (9/26/21)

Goals

S: --
C: --

Assists

S: --
C: --

Points

S: --
C: --

Career Stats

Season	GP	G	A	Pts	Sh	GW
2021	1	0	0	0	0	0

12



Haley Duca
5-2 | MF | Fr.
Chelsea, Ala.

2021 Game-By-Game

Opp	GS	Min	G	A	Pts	Sh
at Samford	-	-	-	-	-	-
BYU	-	-	-	-	-	-
at Troy	-	-	-	-	-	-
UAB	-	-	-	-	-	-
UTC	-	-	-	-	-	-
AAMU	-	-	-	-	-	-
FSU	-	-	-	-	-	-
Georgia	-	-	-	-	-	-
at UT	-	-	-	-	-	-
Texas A&M	-	-	-	-	-	-
at USC	-	-	-	-	-	-
at MSU	-	-	-	-	-	-
LSU	-	-	-	-	-	-
Florida	-	-	-	-	-	-
Arkansas	-	-	-	-	-	-
at Ole Miss	-	-	-	-	-	-
at Alabama	-	-	-	-	-	-

Career Highs

Minutes Played

S: --
C: --

Goals

S: --
C: --

Assists

S: --
C: --

Points

S: --
C: --

Career Stats						
Season	GP	G	A	Pts	Sh	GW
2021	--	--	--	--	--	--

13



Kylie Bechard
5-2 | F/MF | R-So.
Phenix City, Ala.

2021 Game-By-Game

Opp	GS	Min	G	A	Pts	Sh
at Samford	-	28	0	0	0	0
BYU	-	25	0	1	1	0
at Troy	-	48	0	0	0	1
UAB	-	30	2	0	4	2
UTC	-	33	0	0	0	2
AAMU	-	16	0	1	1	0
FSU	-	46	0	0	0	0
Georgia	-	23	0	0	0	0
at UT	*	50	0	0	0	2
Texas A&M	-	35	0	0	0	0
at USC	-	-	-	-	-	-
at MSU	-	-	-	-	-	-
LSU	-	-	-	-	-	-
Florida	-	-	-	-	-	-
Arkansas	-	-	-	-	-	-
at Ole Miss	-	-	-	-	-	-
at Alabama	-	-	-	-	-	-

Career Highs

Minutes Played

S: 50 at Tennessee (9/23)
C: 50 at Tennessee (9/23/21)

Goals

S: 2 vs. UAB (9/2)
C: 2 vs. UAB (9/2/21)

Assists

S: 1 (2x) vs. AAMU (9/9)
C: 1 (2x) vs. AAMU (9/9/21)

Points

S: 4 vs. UAB (9/2)
C: 4 vs. UAB (9/2/21)

Career Stats						
Season	GP	G	A	Pts	Sh	GW
2021	10	2	2	6	7	0

14



Sydney Richards
5-7 | F/MF | Jr.
Plano, Texas

2021 Game-By-Game

Opp	GS	Min	G	A	Pts	Sh
at Samford	*	76	0	0	0	1
BYU	*	81	0	0	0	4
at Troy	*	64	0	0	0	3
UAB	*	67	2	0	4	3
UTC	*	67	0	0	0	1
AAMU	*	57	0	1	1	4
FSU	*	62	0	0	0	1
Georgia	*	60	0	0	0	3
at UT	*	88	0	0	0	3
Texas A&M	*	64	1	0	2	2
at USC	-	-	-	-	-	-
at MSU	-	-	-	-	-	-
LSU	-	-	-	-	-	-
Florida	-	-	-	-	-	-
Arkansas	-	-	-	-	-	-
at Ole Miss	-	-	-	-	-	-
at Alabama	-	-	-	-	-	-

Career Highs

Minutes Played

S: 88 at Tennessee (9/23)
C: 101 vs. Georgia (11/15/20)

Goals

S: 2 vs. UAB (9/2)
C: 2 (2x) vs. UAB (9/2/21)

Assists

S: 1 vs. AAMU (9/9)
C: 1 (3x) vs. AAMU (9/9/21)

Points

S: 4 vs. UAB (9/2)
C: 4 (2x) vs. UAB (9/2/21)

Career Stats						
Season	GP	G	A	Pts	Sh	GW
2019	19	4	1	9	27	2
2020	16	5	1	11	25	1
2021	10	3	1	7	25	1
Totals	45	12	3	27	77	4

15



Sydney Thibodaux
5-5 | MF | Fr.
Montgomery, Texas

2021 Game-By-Game

Opp	GS	Min	G	A	Pts	Sh
at Samford	-	1	0	0	0	0
BYU	-	-	-	-	-	-
at Troy	-	-	-	-	-	-
UAB	-	4	0	0	0	0
UTC	-	-	-	-	-	-
AAMU	-	30	0	0	0	2
FSU	-	-	-	-	-	-
Georgia	-	-	-	-	-	-
at UT	-	7	0	0	0	0
Texas A&M	-	22	0	0	0	0
at USC	-	-	-	-	-	-
at MSU	-	-	-	-	-	-
LSU	-	-	-	-	-	-
Florida	-	-	-	-	-	-
Arkansas	-	-	-	-	-	-
at Ole Miss	-	-	-	-	-	-
at Alabama	-	-	-	-	-	-

Career Highs

Minutes Played

S: 30 vs. AAMU (9/9)
C: 30 vs. AAMU (9/9/21)

Goals

S: --
C: --

Assists

S: --
C: --

Points

S: --
C: --

Career Stats

Season	GP	G	A	Pts	Sh	GW
2021	5	0	0	0	2	0

16



Rocio Sanders
5-4 | F/MF | Sr.-2
Satellite Beach, Fla.

2021 Game-By-Game

Opp	GS	Min	G	A	Pts	Sh
at Samford	-	1	0	0	0	0
BYU	-	-	-	-	-	-
at Troy	-	-	-	-	-	-
UAB	-	4	0	0	0	0
UTC	-	7	0	0	0	0
AAMU	-	30	0	0	0	6
FSU	-	9	0	0	0	0
Georgia	-	-	-	-	-	-
at UT	-	-	-	-	-	-
Texas A&M	-	-	-	-	-	-
at USC	-	-	-	-	-	-
at MSU	-	-	-	-	-	-
LSU	-	-	-	-	-	-
Florida	-	-	-	-	-	-
Arkansas	-	-	-	-	-	-
at Ole Miss	-	-	-	-	-	-
at Alabama	-	-	-	-	-	-

Career Highs

Minutes Played

S: 30 vs. AAMU (9/9)
C: 68 at LSU (9/20/18)

Goals

S: --
C: 1 (4x) at Alabama (10/27/19)

Assists

S: --
C: 1 (6x) at Alabama (10/27/19)


Points

S: --
C: 3 (2x) at Alabama (10/27/19)

Career Stats

Season	GP	G	A	Pts	Sh	GW
2017	19	2	1	5	12	0
2018	20	2	3	7	25	0
2019	17	1	2	4	8	0
2020	8	0	0	0	1	0
2021	5	0	0	0	6	0
Totals	69	5	6	16	52	0

17



Maddy Bondon
5-4 | D | So.
Duluth, Ga.

2021 Game-By-Game

Opp	GS	Min	G	A	Pts	Sh
at Samford	-	-	-	-	-	-
BYU	-	-	-	-	-	-
at Troy	-	-	-	-	-	-
UAB	-	-	-	-	-	-
UTC	-	-	-	-	-	-
AAMU	-	25	0	0	0	0
FSU	-	-	-	-	-	-
Georgia	-	-	-	-	-	-
at UT	-	-	-	-	-	-
Texas A&M	-	-	-	-	-	-
at USC	-	-	-	-	-	-
at MSU	-	-	-	-	-	-
LSU	-	-	-	-	-	-
Florida	-	-	-	-	-	-
Arkansas	-	-	-	-	-	-
at Ole Miss	-	-	-	-	-	-
at Alabama	-	-	-	-	-	-

Career Highs

Minutes Played

S: 25 vs. AAMU (9/9)
C: 29 vs. Kennesaw (2/19/21)

Goals

S: --
C: --

Assists

S: --
C: --

Points

S: --
C: --

Career Stats

Season	GP	G	A	Pts	Sh	GW
2020	3	0	0	0	0	0
2021	1	0	0	0	0	0
Totals	4	0	0	0	0	0

18



Jaycie Silhan
5-11 | D | Fr.
Spring, Texas

2021 Game-By-Game

Opp	GS	Min	G	A	Pts	Sh
at Samford	-	-	-	-	-	-
BYU	-	8	0	0	0	0
at Troy	-	14	0	0	0	0
UAB	-	10	0	0	0	0
UTC	-	6	0	0	0	0
AAMU	-	27	0	0	0	0
FSU	-	2	0	0	0	0
Georgia	-	9	0	0	0	1
at UT	-	22	0	0	0	0
Texas A&M	-	-	-	-	-	-
at USC						
at MSU						
LSU						
Florida						
Arkansas						
at Ole Miss						
at Alabama						

Career Highs

Minutes Played

S: 27 vs. AAMU (9/9)
C: 27 vs. AAMU (9/9/21)

Goals

S: --
C: --

Assists

S: --
C: --

Points

S: --
C: --

Career Stats						
Season	GP	G	A	Pts	Sh	GW
2021	8	0	0	0	1	0

19



Marissa Arias
5-4 | F/MF | R-So.
San Antonio, Texas

2021 Game-By-Game

Opp	GS	Min	G	A	Pts	Sh
at Samford	-	25	0	1	1	0
BYU	-	20	0	0	0	1
at Troy	-	22	0	0	0	1
UAB	-	44	0	0	0	2
UTC	-	32	0	0	0	2
AAMU	*	47	2	1	5	6
FSU	*	36	0	0	0	0
Georgia	-	28	1	0	2	1
at UT	*	62	1	0	2	1
Texas A&M	*	47	0	0	0	0
at USC						
at MSU						
LSU						
Florida						
Arkansas						
at Ole Miss						
at Alabama						

Career Highs

Minutes Played

S: 62 at Tennessee (9/23)
C: 62 at Tennessee (9/23/21)

Goals

S: 2 vs. AAMU (9/9)
C: 2 vs. AAMU (9/9/21)

Assists


S: 1 (2x) vs. AAMU (9/9)
C: 1 (2x) vs. AAMU (9/9/21)

Points

S: 5 vs. AAMU (9/9)
C: 5 vs. AAMU (9/9/21)

Career Stats						
Season	GP	G	A	Pts	Sh	GW
2020	11	1	0	2	4	0
2021	10	4	2	10	14	1
Totals	21	5	2	12	18	1

20



Olivia Dedels
5-6 | MF | Sr.
Lawrenceville, Ga.

2021 Game-By-Game

Opp	GS	Min	G	A	Pts	Sh
at Samford	-	-	-	-	-	-
BYU	-	-	-	-	-	-
at Troy	-	1	0	0	0	0
UAB	-	11	0	0	0	0
UTC	-	25	0	0	0	0
AAMU	-	39	0	0	0	0
FSU	-	5	0	0	0	0
Georgia	-	-	-	-	-	-
at UT	-	-	-	-	-	-
Texas A&M	-	10	0	0	0	0
at USC						
at MSU						
LSU						
Florida						
Arkansas						
at Ole Miss						
at Alabama						

Career Highs

Minutes Played

S: 39 vs. AAMU (9/9)
C: 106 at Alabama (10/27/19)

Goals

S: --
C: --

Assists

S: --
C: 1 at Kentucky (9/19/19)

Points

S: --
C: 1 at Kentucky (9/19/19)

Career Stats						
Season	GP	G	A	Pts	Sh	GW
2018	18	0	0	0	1	0
2019	19	0	1	1	3	0
2020	14	0	0	0	2	0
2021	6	0	0	0	0	0
Totals	57	0	1	1	6	0

22



M.E. Craven
6-2 | D | Sr.
Atlanta, Ga.

2021 Game-By-Game

Opp	GS	Min	G	A	Pts	Sh
at Samford	*	90	0	1	1	3
BYU	*	90	0	0	0	0
at Troy	*	90	1	0	2	1
UAB	*	80	0	0	0	2
UTC	*	90	0	0	0	3
AAMU	*	60	0	1	1	3
FSU	*	90	0	0	0	2
Georgia	*	90	0	0	0	0
at UT	*	101	0	0	0	0
Texas A&M	*	90	1	0	2	3
at USC						
at MSU						
LSU						
Florida						
Arkansas						
at Ole Miss						
at Alabama						

Career Highs

Minutes Played

S: 101 at Tennessee (9/23)
C: 110 (3x) vs. Kentucky (10/24/20)

Goals

S: 1 (2x) vs. Texas A&M (9/26)
C: 1 (2x) vs. Texas A&M (9/26/21)

Assists

S: 1 (2x) vs. AAMU (9/9)
C: 1 (3x) vs. AAMU (9/9/21)

Points

S: 2 (2x) vs. Texas A&M (9/26)
C: 2 (2x) vs. Texas A&M (9/26/21)

Career Stats

Season	GP	G	A	Pts	Sh	GW
2018	7	0	0	0	2	0
2019	13	0	0	0	7	0
2020	17	0	1	1	12	0
2021	10	2	2	6	17	2
Totals	47	2	3	7	38	2

23



Olivia Candelino
5-5 | F | So.
Jacksonville, Fla.

2021 Game-By-Game

Opp	GS	Min	G	A	Pts	Sh
at Samford	*	74	0	0	0	1
BYU	*	71	0	0	0	1
at Troy	*	57	0	1	1	2
UAB	*	49	0	0	0	0
UTC	*	58	2	0	4	4
AAMU	*	53	0	0	0	5
FSU	*	48	0	0	0	2
Georgia	*	62	0	1	1	1
at UT	*	83	0	1	1	3
Texas A&M	*	54	0	0	0	0
at USC						
at MSU						
LSU						
Florida						
Arkansas						
at Ole Miss						
at Alabama						

Career Highs

Minutes Played

S: 83 at Tennessee (9/23)
C: 83 at Tennessee (9/23/21)

Goals

S: 2 vs. Chattanooga (9/5)
C: 2 vs. Chattanooga (9/5/21)

Assists

S: 1 (3x) at Tennessee (9/23)
C: 1 (4x) at Tennessee (9/23/21)


Points

S: 4 vs. Chattanooga (9/5)
C: 4 vs. Chattanooga (9/5/21)

Career Stats

Season	GP	G	A	Pts	Sh	GW
2020	17	3	1	7	14	2
2021	10	2	3	7	19	0
Totals	27	5	4	14	33	2

24



Makenna Garcia
5-5 | GK | R-Fr.
Pflugerville, Texas

2021 Game-By-Game

Opp	GS	Min	GA	GAA	Sv	Sho
at Samford	-	-	-	-	-	-
BYU	-	-	-	-	-	-
at Troy	-	-	-	-	-	-
UAB	-	-	-	-	-	-
UTC	-	-	-	-	-	-
AAMU	-	-	-	-	-	-
FSU	-	-	-	-	-	-
Georgia	-	-	-	-	-	-
at UT	-	-	-	-	-	-
Texas A&M	-	-	-	-	-	-
at USC						
at MSU						
LSU						
Florida						
Arkansas						
at Ole Miss						
at Alabama						

Career Highs

Minutes Played

S: --
C: --

Goals Allowed

S: --
C: --

Saves

S: --
C: --

Career Stats

Season	GP	Min	GA	GAA	Sv	Sho
2021	--	--	--	--	--	--

25



Micah Beasley
5-3 | MF | Fr.
Klein, Texas

2021 Game-By-Game

Opp	GS	Min	G	A	Pts	Sh
at Samford	-	-	-	-	-	-
BYU	-	-	-	-	-	-
at Troy	-	-	-	-	-	-
UAB	-	-	-	-	-	-
UTC	-	-	-	-	-	-
AAMU	-	-	-	-	-	-
FSU	-	-	-	-	-	-
Georgia	-	-	-	-	-	-
at UT	-	-	-	-	-	-
Texas A&M	-	-	-	-	-	-
at USC	-	-	-	-	-	-
at MSU	-	-	-	-	-	-
LSU	-	-	-	-	-	-
Florida	-	-	-	-	-	-
Arkansas	-	-	-	-	-	-
at Ole Miss	-	-	-	-	-	-
at Alabama	-	-	-	-	-	-

Career Highs

Minutes Played

S: --
C: --

Goals

S: --
C: --

Assists

S: --
C: --

Points

S: --
C: --

Career Stats

Season	GP	G	A	Pts	Sh	GW
2021	--	--	--	--	--	--

26



Grace Sklopan
5-3 | MF | Gr.
Alexandria, Va.

2021 Game-By-Game

Opp	GS	Min	G	A	Pts	Sh
at Samford	*	84	0	0	0	0
BYU	*	86	0	0	0	0
at Troy	*	64	0	0	0	1
UAB	*	74	0	1	1	0
UTC	*	78	0	0	0	1
AAMU	*	51	0	1	1	6
FSU	*	79	0	1	1	0
Georgia	*	78	0	0	0	0
at UT	*	44	0	0	0	0
Texas A&M	*	68	0	0	0	1
at USC	-	-	-	-	-	-
at MSU	-	-	-	-	-	-
LSU	-	-	-	-	-	-
Florida	-	-	-	-	-	-
Arkansas	-	-	-	-	-	-
at Ole Miss	-	-	-	-	-	-
at Alabama	-	-	-	-	-	-

Career Highs

Minutes Played

S: 86 vs. BYU (8/21)
C: 86 vs. BYU (8/21/21)

Goals

S: --
C: --

Assists

S: 1 (3x) vs. FSU (9/12)
C: 1 (3x) vs. FSU (9/12/21)


Points

S: 1 (3x) vs. FSU (9/12)
C: 1 (3x) vs. FSU (9/12/21)

Career Stats

Season	GP	G	A	Pts	Sh	GW
2018	21	0	0	0	7	0
2019	19	1	1	3	10	1
2020	17	0	0	0	4	0
2021	10	0	3	3	9	0
Totals	67	1	4	6	30	1

32



Maddie Simpson
5-7 | F | So.
Wausau, Wisc.

2021 Game-By-Game

Opp	GS	Min	G	A	Pts	Sh
at Samford	-	-	-	-	-	-
BYU	-	-	-	-	-	-
at Troy	-	30	0	0	0	0
UAB	-	31	0	1	1	1
UTC	-	20	0	0	0	1
AAMU	-	33	0	0	0	1
FSU	-	9	0	0	0	0
Georgia	-	-	-	-	-	-
at UT	-	14	0	0	0	0
Texas A&M	-	19	0	0	0	0
at USC	-	-	-	-	-	-
at MSU	-	-	-	-	-	-
LSU	-	-	-	-	-	-
Florida	-	-	-	-	-	-
Arkansas	-	-	-	-	-	-
at Ole Miss	-	-	-	-	-	-
at Alabama	-	-	-	-	-	-

Career Highs

Minutes Played

S: 33 vs. AAMU (9/9)
C: 70 at Arkansas (10/30/20)

Goals

S: --
C: 1 (2x) vs. Virginia Tech (4/17/21)

Assists

S: 1 vs. UAB (9/2)
C: 1 vs. UAB (9/2/21)

Points

S: 1 vs. UAB (9/2)
C: 2 (2x) vs. Virginia Tech (4/17/21)

Career Stats

Season	GP	G	A	Pts	Sh	GW
2020	17	2	0	4	10	0
2021	6	0	0	0	2	0
Totals	23	2	0	4	12	0

33



Katie Carrino
5-11 | GK | Fr.
Benedict, Md.

2021 Game-By-Game

Opp	GS	Min	GA	GAA	Sv	Sho
at Samford	-	-	-	-	-	-
BYU	-	-	-	-	-	-
at Troy	-	-	-	-	-	-
UAB	-	-	-	-	-	-
UTC	-	-	-	-	-	-
AAMU	-	-	-	-	-	-
FSU	-	-	-	-	-	-
Georgia	-	-	-	-	-	-
at UT	-	-	-	-	-	-
Texas A&M	-	-	-	-	-	-
at USC	-	-	-	-	-	-
at MSU	-	-	-	-	-	-
LSU	-	-	-	-	-	-
Florida	-	-	-	-	-	-
Arkansas	-	-	-	-	-	-
at Ole Miss	-	-	-	-	-	-
at Alabama	-	-	-	-	-	-

Career Highs

Minutes Played

S: --
C: --

Goals Allowed

S: --
C: --

Saves

S: --
C: --

Career Stats

Season	GP	Min	GA	GAA	Sv	Sho
2021	--	--	--	--	--	--

34



Layton Glisson
5-7 | F | Fr.
Dacula, Ga.

2021 Game-By-Game

Opp	GS	Min	G	A	Pts	Sh
at Samford	-	-	-	-	-	-
BYU	-	-	-	-	-	-
at Troy	-	-	-	-	-	-
UAB	-	7	0	0	0	0
UTC	-	3	0	0	0	1
AAMU	-	27	0	0	0	3
FSU	-	-	-	-	-	-
Georgia	-	10	0	0	0	0
at UT	-	-	-	-	-	-
Texas A&M	-	19	0	0	0	0
at USC	-	-	-	-	-	-
at MSU	-	-	-	-	-	-
LSU	-	-	-	-	-	-
Florida	-	-	-	-	-	-
Arkansas	-	-	-	-	-	-
at Ole Miss	-	-	-	-	-	-
at Alabama	-	-	-	-	-	-

Career Highs

Minutes Played

S: 27 vs. AAMU (9/9)
C: 27 vs. AAMU (9/9/21)

Goals

S: --
C: --

Assists

S: --
C: --

Points

S: --
C: --

Career Stats

Season	GP	G	A	Pts	Sh	GW
2021	5	0	0	0	4	0

TEAM MATCH-BY-MATCH

Teams	G	A	Pts	Shot	SOG	CK	Fo	GA	Sv
Auburn	2	2	6	11	7	7	8	1	4
at Samford	1	1	3	7	5	4	13	2	5
Auburn	2	3	7	15	6	7	4	1	4
vs. BYU	1	1	3	18	5	7	10	2	4
Auburn	2	3	7	14	7	6	7	1	1
at Troy	1	1	3	5	2	2	9	2	5
Auburn	4	6	14	15	5	5	15	1	4
vs. UAB	1	1	3	12	5	3	11	4	1
Auburn	3	3	9	24	9	13	6	0	0
vs. Chattanooga	0	0	0	0	0	1	9	3	6
Auburn	5	8	18	49	18	12	2	0	0
vs. Alabama A&M	0	0	0	0	0	0	2	5	13
Auburn	1	1	3	8	3	4	10	2	2
vs. Florida State	2	3	7	13	4	2	13	1	2
Auburn	3	3	9	17	6	6	5	0	4
vs. Georgia	0	0	0	15	4	1	9	3	3
Auburn	1	1	3	14	6	1	7	2	6
at Tennessee	2	3	7	19	8	8	11	1	5
Auburn	3	0	6	11	5	5	10	0	0
vs. Texas A&M	0	0	0	6	0	3	13	3	2
Auburn									
at South Carolina									
Auburn									
at Mississippi State									
Auburn									
vs. LSU									
Auburn									
vs. Florida									
Auburn									
vs. Arkansas									
Auburn									
at Ole Miss									
Auburn									
at Alabama									

GOAL TRACKER

No.	Scorer (No.)	Opp. (Result)	Time
1	Malonson (1)	Samford (W, 2-1)	37:35
2	Haddock (1)	Samford (W, 2-1)	69:04
3	Haddock (2)	BYU (W, 2-1)	41:03
4	Haddock (3)	BYU (W, 2-1)	67:35
5	Waesch (1)	Troy (W, 2-1)	23:41
6	Craven (1)	Troy (W, 2-1)	31:14
7	Bechard (1)	UAB (W, 4-1)	39:07
8	Richards (1)	UAB (W, 4-1)	46:01
9	Richards (2)	UAB (W, 4-1)	56:47
10	Bechard (2)	UAB (W, 4-1)	68:42
11	Haddock (4)	UTC (W, 3-0)	45:32
12	Candelino (1)	UTC (W, 3-0)	81:08
13	Candelino (2)	UTC (W, 3-0)	81:50
14	Arias (1)	AAMU (W, 5-0)	8:56
15	Thatcher (1)	AAMU (W, 5-0)	32:01
16	Thatcher (2)	AAMU (W, 5-0)	32:31
17	Arias (2)	AAMU (W, 5-0)	45:25
18	Thatcher (3)	AAMU (W, 5-0)	63:51
19	Haddock (5)	FSU (L, 1-2)	54:13
20	Haddock (6)	UGA (W, 3-0)	9:53
21	Haddock (7)	UGA (W, 3-0)	49:50
22	Arias (3)	UGA (W, 3-0)	69:44
23	Arias (4)	UT (L, 1-2)	69:07
24	Craven (2)	TAMU (W, 3-0)	19:50
25	Richards (3)	TAMU (W, 3-0)	31:57
26	Haddock (8)	TAMU (W, 3-0)	75:17

SCORING SUMMARY

Left-footed	8
Right-footed	13
Header	4
Off corner	4
Free kick	2
Penalty	2
Volley	0
Chip	3
Inside the box	19
Outside the box	7
Home	21
Road	5
Neutral	0
Between 1st-5th minute	0
Between 6th-15th minute	2
Between 16th-25th minute	2
Between 26th-35th minute	4
Between 36th-45th minute	3
Between 46th-50th minute	3
Between 51st-60th minute	2
Between 61st-70th minute	6
Between 71st-80th minute	1
Between 81st-90th minute	2
After 90th minute	0



2021-22 Auburn Women's Soccer
Combined Statistics
All games

Date	Opponent		Score	Att.
08/19/2021	at Samford	W	2-1	310
08/21/2021	BYU	W	2-1	928
08/26/2021	at Troy	W	2-1	323
09/02/2021	UAB	W	4-1	452
09/05/2021	Chattanooga	W	3-0	412
09/09/2021	Alabama A&M	W	5-0	229
09/12/2021	Florida St.	L	1-2	1043
* 09/17/2021	Georgia	W	3-0	1500
* 09/23/2021	at Tennessee	Lot2	1-2	830
* 09/26/2021	Texas A&M	W	3-0	565

Record	Overall	Home	Away	Neutral
All Games	8-2-0	6-1-0	2-1-0	0-0-0
Conference	2-1-0	2-0-0	0-1-0	0-0-0
Non-Conference	6-1-0	4-1-0	2-0-0	0-0-0

# Player	GP	G	A	PTS	SH	SH%	SOG	SOG%	GWG	PK-ATT
4 Haddock, Anna	10	8	3	19	38	.211	18	.474	4	1-1
19 Arias, Marissa	10	4	2	10	14	.286	8	.571	1	0-0
7 Thatcher, Carly	8	3	2	8	6	.500	4	.667	0	0-0
23 Candelino, Olivia	10	2	4	8	19	.105	9	.474	0	0-0
14 Richards, Sydney	10	3	1	7	25	.120	7	.280	1	1-1
22 Craven, M.E.	10	2	2	6	17	.118	8	.471	2	0-0
13 Bechard, Kylie	10	2	2	6	7	.286	3	.429	0	0-0
3 Malonson, Alyssa	10	1	3	5	8	.125	3	.375	0	0-0
26 Sklopan, Grace	10	0	3	3	9	.000	0	.000	0	0-0
8 Mooney, Mallory	10	0	3	3	2	.000	0	.000	0	0-0
9 Waesch, Hannah	10	1	0	2	5	.200	3	.600	0	0-0
0 Moore, Madeline	8	0	2	2	0	.000	0	.000	0	0-0
1 Whitaker, Hailey	10	0	1	1	11	.000	4	.364	0	0-0
32 Simpson, Maddie	7	0	1	1	3	.000	2	.667	0	0-0
2 Petcosky, Riley	8	0	1	1	1	.000	0	.000	0	0-0
16 Sanders, Rocio	5	0	0	0	6	.000	2	.333	0	0-0
34 Glisson, Layton	5	0	0	0	4	.000	1	.250	0	0-0
15 Thibodaux, Sydnie	5	0	0	0	2	.000	0	.000	0	0-0
18 Silhan, Jaycie	8	0	0	0	1	.000	0	.000	0	0-0
17 Bondon, Maddy	1	0	0	0	0	.000	0	.000	0	0-0
11 Knox, LJ	1	0	0	0	0	.000	0	.000	0	0-0
00 Prohaska, Maddie	10	0	0	0	0	.000	0	.000	0	0-0
20 Dedels, Olivia	6	0	0	0	0	.000	0	.000	0	0-0
Total	10	26	30	82	178	.146	72	.404	-	2-2
Opponents	10	8	10	26	95	.084	33	.347	-	0-0

Team statistics

	AUB	OPP
SHOT STATISTICS		
Goals-Shot attempts	26-178	8-95
Goals scored per game	2.6	0.8
Shot pct.	.146	.084
Shots on goal-Attempts	72-178	33-95
SOG pct.	.404	.347
Shots/Game	17.8	9.5
Assists	30	10
GOAL BREAKDOWN		
Total Goals	26	8
Penalty	2	0
Unassisted	-	-
Overtime	0	1
Goals scored average	2.6	0.8
CORNER KICKS		
Goals off corners	66	31
PENALTY KICKS		
	2-2	0-0
OFFSIDES		
	16	15
PENALTIES		
Fouls	80	94
Yellow cards	4	7
Red cards	0	0
ATTENDANCE		
Total	5129	1463
Dates/Avg Per Date	7/733	3/488
Neutral Site #/Avg	0/0	-

#:	Goalie	GP	MIN.	GA	GA AVG	SAVES	PCT	W-L-T	SHO/CBO
00	Prohaska, Maddie	10	910:11	8	0.79	24	.750	8-2-0	4/0
TM	TEAM	-	00:00	0	0.00	1	1.000	0-0-0	0/0
Total		10	910:11	8	0.79	25	.758	8-2-0	4
Opponents		10	910:11	26	2.57	46	.639	2-8-0	0

Goals by Periods

Team	1st	2nd	OT1	OT2	TOTAL
AUB	11	15	0	0	26
Opponents	4	3	0	1	8

Shots by Periods

Team	1st	2nd	OT1	OT2	TOTAL
AUB	91	86	1	0	178
Opponents	49	42	3	1	95

Saves by Periods

Team	1st	2nd	OT1	OT2	TOTAL
AUB	16	8	1	0	25
Opponents	25	21	0	0	46

Corners by Periods

Team	1st	2nd	OT1	OT2	TOTAL
AUB	29	37	0	0	66
Opponents	17	14	0	0	31

Fouls by Periods

Team	1st	2nd	OT1	OT2	TOTAL
AUB	30	48	2	0	80
Opponents	47	47	0	0	94


TV/RADIO SPOT CHART



0
AUBURN
Madeline
MOORE
D » So.



00
AUBURN
Maddie
PROHASKA
GK » So.



1
AUBURN
Hailey
WHITAKER
MF/F » Sr.



2
AUBURN
Riley
PETCOSKY
D/MF » Jr.



3
AUBURN
Alyssa
MALONSON
D/MF » Sr.-2




4
AUBURN
Anna
HADDOCK
MF » So.




5
AUBURN
Brooke
BERDAN
D/MF » Jr.



6
AUBURN
Jolie
BALTZEGAR
MF/D » So.



7
AUBURN
Carly
THATCHER
MF » Fr.



8
AUBURN
Mallory
MOONEY
MF/F » So.



9
AUBURN
Hannah
WAESCH
MF » So.



10
AUBURN
Sammie
BROWN
MF » So.



11
AUBURN
LJ
KNOX
D » Fr.



12
AUBURN
Haley
DUCA
MF » Fr.



13
AUBURN
Kylie
BECHARD
F/MF » R-So.



14
AUBURN
Sydney
RICHARDS
F/MF » Jr.



15
AUBURN
Sydnie
THIBODAUX
MF » Fr.



16
AUBURN
Rocio
SANDERS
F/MF » Sr.-2



17
AUBURN
Maddy
BONDON
MF/D » So.



18
AUBURN
Jaycie
SILHAN
D » Fr.



19
AUBURN
Marissa
ARIAS
F/MF » R-So.



20
AUBURN
Olivia
DEVELS
MF » Sr.



21
AUBURN
Sabrina
MCNEILL
F/MF » Gr.



22
AUBURN
M.E.
CRAVEN
D » Sr.



23
AUBURN
Olivia
CANDELINO
F » So.



24
AUBURN
Makenna
GARCIA
GK » R-Fr.



25
AUBURN
Micah
BEASLEY
MF » Fr.



26
AUBURN
Grace
SKLOPAN
MF » Gr.



32
AUBURN
Maddie
SIMPSON
F » So.




33
AUBURN
Katie
CARRINO
GK » Fr.




34
AUBURN
Layton
GLISSON
F » Fr.



HC
Karen
HOPPA
23rd season



AC
Ben
MADSEN
10th season



AC
Nick
FLOHRE
3rd season



DO
Amy
REIF
4th season