



2023 AUBURN BASEBALL

AUBURN ATHLETICS COMMUNICATIONS: 392 SOUTH DONAHUE DRIVE || AUBURN, AL 36849 || AUBURNTIGERS.COM || @AUBURN_BASEBALL

2023 SCHEDULE

Day	Date	Opponent	Time/Result
FRI	FEB. 17	INDIANA	W, 8-4
SAT	FEB. 18	INDIANA	W, 6-1
SUN	FEB. 19	INDIANA	L, 2-11
Tue	Feb. 21	vs. North Alabama	W, 13-1 (7)
FRI	FEB. 24	USC	W, 5-3
SAT	FEB. 25	USC	W, 12-6
SUN	FEB. 26	USC	T, 12-12
WED	MAR. 1	FLORIDA A&M	W, 18-8 (7)
FRI	MAR. 3	LIPSCOMB	W, 7-3
SAT	MAR. 4	LIPSCOMB	W, 12-11
SUN	MAR. 5	LIPSCOMB	W, 4-3
TUE	MAR. 7	UAB	W, 4-1
Wed	Mar. 8	at Jacksonville State	W, 6-3
FRI	MAR. 10	SOUTHEASTERN	W, 7-1
SAT	MAR. 11	SOUTHEASTERN	L, 3-8
SUN	MAR. 11	SOUTHEASTERN	L, 7-8
TUE	MAR. 14	GEORGIA TECH	W, 12-11 (12)
Fri	Mar. 17	at #3 Arkansas*	L, 2-7
Sat	Mar. 18	at #3 Arkansas*	L, 3-9
Sun	Mar. 19	at #3 Arkansas*	L, 0-5
Tue	Mar. 21	vs. South Alabama	W, 6-5
THU	MAR. 23	GEORGIA*	W, 7-6 (11)
FRI	MAR. 24	GEORGIA*	W, 6-3
SAT	MAR. 25	GEORGIA*	L, 7-24
TUE	MAR. 28	NORTH ALABAMA	W, 14-1 (7)
Fri	Mar. 31	at #2 Florida*	W, 10-1
Sat	Apr. 1	at #2 Florida*	L, 5-12
Sun	Apr. 2	at #2 Florida*	L, 8-17
Tue	Apr. 4	at UAB	6 pm
THU	APR. 6	TEXAS A&M*	7 PM
FRI	APR. 7	TEXAS A&M*	6 PM
SAT	APR. 8	TEXAS A&M*	3:30 PM
Tue	Apr. 11	at Georgia Tech	5 pm
Fri	Apr. 14	at Alabama*	6 p.m.
Sat	Apr. 15	at Alabama*	6 p.m.
Sun	Apr. 16	at Alabama*	1 p.m.
TUE	APR. 18	SAMFORD	6 PM
FRI	APR. 21	MISSISSIPPI STATE*	6 PM
SAT	APR. 22	MISSISSIPPI STATE*	2 PM
SUN	APR. 23	MISSISSIPPI STATE*	1 PM
TUE	APR. 25	TROY	6 pm
Fri	Apr. 28	at South Carolina*	6 pm
Sat	Apr. 29	at South Carolina*	3 pm
Sun	Apr. 30	at South Carolina*	11 am
FRI	MAY 5	LSU*	6 PM
SAT	MAY 6	LSU*	8 PM
SUN	MAY 7	LSU*	1 PM
Tue	May 9	at Samford	6 pm
Thu	May 11	at Ole Miss*	7 pm
Fri	May 12	at Ole Miss*	6:30 pm
Sat	May 13	at Ole Miss*	2 pm
TUE	MAY 16	JACKSONVILLE STATE	6 PM
THU	MAY 18	MISSOURI*	6 PM
FRI	MAY 19	MISSOURI*	6 PM
SAT	MAY 20	MISSOURI*	2 PM

POSTSEASON		
May 23-28	SEC Tournament	TBA
June 2-5	NCAA Regionals	TBA
June 9-12	NCAA Super Regionals	TBA
June 16-26	College World Series	TBA

Home games in **BOLD CAPS**

All home games at Plainsman Park | All times central

* SEC game



GAME 29

BIRMINGHAM, ALA. (Regions Field)



AUBURN TIGERS (18-9-1, 3-6 SEC)

Head Coach: Butch Thompson (Birmingham-Southern, 1992)

Career Record: 279-194-1 (9th season) | Record at Auburn: 240-173-1 (8th season)

at



UAB BLAZERS (9-18, 3-6 C-USA)

Head Coach: Casey Dunn (Auburn, 1999)

Career Record: 449-465 (20th season) | Record at UAB: 40-43 (2nd season)

» QUICK HITTERS

- Auburn is 7-0 in midweek games this season and has outscored the opponent 73-30.
- The team has won 14 straight regular season midweek games dating back to Mar. 29, 2022.
- The Tigers haven't lost to an in-state opponent since Mar. 29, 2022 (13-0).
- The team is hitting .357 and has turned in a 4.05 ERA in midweek games.
- Bryson Ware ranks in the top five in the NCAA in home runs (14), slugging percentage (.887) and total bases (94). He has driven in multiple runs in five straight games and six of the last seven.
- Ware, Cole Foster and Ike Irish are hitting a combined .455 (35-for-77) with 29 runs, five doubles, one triple, six homers and 25 RBI in midweek games.
- Bobby Peirce and Cooper McMurray returned to the field last week and went a combined 11-for-28 (.393) with 11 runs, three doubles, two homers and six RBI in four games.
- Auburn pitching has a 4.3 strikeout-to-walk ratio (73-to-17) in midweek games.
- Auburn is 53-11 all-time against UAB, including 20-7 against the Blazers in Birmingham.
- The Tigers have won 26 of the last 28 meetings in the series, including 15 of the last 16 matchups in Birmingham.

PITCHING MATCHUP

AUBURN

UAB

TUE | SR LHP Konner Copeland (1-1, 9.53) vs. FR RHP Braxton Shelton (1-1, 2.92)

GAME INFO

Date: Tuesday, Apr. 4, 2023
Game Time: 6 p.m. CT
Site: Birmingham, Ala. / Regions Field (8,500)
TV: C-USA.TV
Talent: Landrum Roberts (pxp)
Radio: 93.9 FM | AuburnTigers.com
Talent: Andy Burcham, Brad Law
Live Stats: StatBroadcast.com
Twitter Updates: @AuburnBaseball
Postgame Recap: AuburnTigers.com
Series History: Auburn leads, 53-11
Auburn: Auburn leads, 32-3
Birmingham: Auburn leads, 20-7
Neutral: Series tied, 1-1
Last Meeting: Auburn 4, UAB 1 (3/7/23)
Streak: W4

AUBURN

18-9-1, 2-4 SEC

Team Leaders

Batting Average: FR IF/DH **Ike Irish** (.409)
Runs: SR IF **Bryson Ware** (30)
2B: FR IF/DH **Ike Irish** (16)
HR: SR IF **Bryson Ware** (14)
RBI: SR IF **Bryson Ware** (38)
Stolen Bases: GR OF **Justin Kirby** (6-6)

UAB

9-18, 3-6 C-USA

Team Leaders

Batting Average: SO OF **Logan Braunschweig** (.377)
Runs: GR IF **John Marc Mullins** (19)
2B: SR OF **Brayton Brown** (8)
HR: Two tied (3)
RBI: SR IF/OF **Christian Hall** (19)
Stolen Bases: SO OF **Logan Braunschweig** (8-10)

POTENTIAL STARTING LINEUP

Pos.	#	Player	AVG	AB	R	H	2B	3B	HR	RBI	SB-SBA	BB
C	24	Nate LaRue	.133	60	6	8	1	0	0	3	3-4	8
1B	26	Cooper McMurray	.324	34	11	11	3	0	3	11	0-0	14
2B	1	Caden Green	.246	65	14	16	2	0	2	9	1-2	11
3B	8	Bryson Ware	.396	106	30	42	8	1	14	38	3-3	11
SS	7	Cole Foster	.366	93	29	34	6	0	3	20	1-3	19
LF	27	Bobby Peirce	.328	58	15	19	3	1	2	12	0-0	5
CF	5	Kason Howell	.259	108	21	28	12	0	3	13	1-1	11
RF	14	Justin Kirby	.269	104	23	28	8	1	8	26	6-6	25
DH	18	Ike Irish	.409	115	24	47	16	1	3	30	1-1	13

AUBURN'S RECORD WHEN...

	2023	Under Thompson
Overall	18-9-1	240-173-1
SEC	3-6	82-106
Non-Conference	15-3-1	137-50-1
Postseason	0-0	21-17
Home	14-4-1	160-76-1
Away	2-5	54-74
Neutral	2-0	22-20
Current streak	L2	L2
Last 5 games	2-3	2-3
Last 10 games	4-6	4-6

Situational:

AU scores first	10-3	156-57
Opp. scores first	8-6-1	84-116-1
AU scores 4+ runs	18-4-1	219-77-1
AU scores 3 runs or less	0-5	21-96
AU leads after 7 innings	14-1	194-17
8 innings	12-0	214-14
AU trails after 7 innings	3-8	19-128
8 innings	1-9	8-138
Game tied after 7 innings	1-0-1	22-24-1
8 innings	2-0-1	8-15-1
Extra Innings	2-0	13-18
1-run games	5-1	51-45
2-run games	1-0	3-17
3-run games	3-0	27-23
Games decided by 5+ runs	7-8	107-58
vs. LH Starter	4-3	70-54
vs. RH Starter	14-6-1	171-118-1
More hits than opponent	14-0	177-29
Fewer hits than opponent	3-9	40-133
Hits are tied	1-0-1	21-12-1
AU has 10+ hits	12-2-1	146-64-1
Opp. has 10+ hits	4-6-1	57-107-1
Hit a home run	16-8-1	160-78-1
Opp. hits a home run	8-8-1	107-115-1
AU quality start	1-0	69-22
Opp. quality start	1-5	27-64
AU commits no errors	10-2	110-43
Opp. commits no error	8-5	70-87

By Day:

Sunday	1-3-1	36-33-1
Monday	0-0	3-2
Tuesday	5-0	50-18
Wednesday	2-0	20-7
Thursday	1-0	9-16
Friday	6-1	58-39
Saturday	3-5	60-55
Day Games (first pitch before 6 p.m.)	5-8-1	127-94-1
Night Games (first pitch after 6 p.m.)	13-1	113-79
Doubleheaders	0-2	26-18

By Month:

February	5-1-1	50-15-1
March	13-6	87-47
April	0-2	51-51
May	0-0	34-47
June	0-0	16-10

By Jersey:

White	3-0	60-33
Blue	8-2	51-35
Orange	0-0	49-35
Gray	1-3	29-41
Pinstripes	2-3-1	37-26-1
Cream Throwback	4-1	12-3

UNIVERSITY INFORMATION

Location	Auburn, Ala.
Enrollment	31,526
Founded	October 1, 1856
Nickname	Tigers
Colors	Burnt Orange and Navy Blue
President	Dr. Christopher B. Roberts
Athletics Director	John Cohen
Conference	Southeastern (SEC West)
Stadium / Capacity	Samford Stadium-Hitchcock Field at Plainsman Park / 4,096
Ticket Office Phone	855-282-2010

BASEBALL COACHING / SUPPORT STAFF

Head Coach	Butch Thompson (Birmingham-Southern, 1992)
Record at Auburn / Seasons	240-173-1 (.581) / 8th
Career Coaching Record / Seasons	279-194-1 (.590) / 9th
Assistant Coach	Karl Nonemaker (Vanderbilt, 2002)
Assistant Coach	Gabe Gross (Auburn, 2012)
Pitching Coach	Daron Schoenrock (Tennessee Tech, 1984)
Director of Player Development	Aaron Everett (UT Martin, 2012)
Director of Operations	Greg Drye (Southern Miss, 1998)
Athletic Trainer	Anthony Sandersen (South Dakota State, 2004)
Strength & Conditioning	Chris Joyner (Minnesota State - Mankato, 2001)

PROGRAM HISTORY

Modern Era Program Record (since 1949)	2,048-1,406-5 (.593)
College World Series Appearances / Last	6 / 2022
College World Series Record	4-12 (.250)
NCAA Regional Appearances / Last	23 / 2022
NCAA Regional Record	54-45 (.545)
NCAA Super Regional Appearances / Last	4 / 2022
NCAA Super Regional Record	5-6 (.455)
Last Postseason Opponent	Arkansas / 2022 College World Series
Result	Lost, 11-1

POSTSEASON HISTORY

College World Series Appearances: 6 (1967, 1976, 1994, 1997, 2019, 2022)

Super Regional Appearances: 4 (1999, 2018, 2019, 2022)

NCAA Regional Appearances: 23 (1963, 1967, 1976, 1978, 1987, 1989, 1993-95, 1997-2003, 2005, 2010, 2015, 2017, 2018, 2019, 2022)

NCAA Regional Titles: 8 (1967, 1976, 1994, 1997, 1999, 2018, 2019, 2022)

MEDIA RELATIONS

Baseball Contact: George Nunnelley, Asst. Director - Athletics Comm.

Cell: 502-609-9982

Email: gnnunnelley@auburn.edu

Twitter: @gnunnelley

Associate AD: Kirk Sampson

2023 AUBURN BASEBALL ROSTER

No.	Name	Pos.	Cl.	B/T	Ht.	Wt.	Exp.	Hometown (Previous School)
1	Caden Green	IF	Jr.	R/R	5-11	164	JC	Tulsa, Okla. (Seminole State)
2	Josh Hall	OF	Gr.	L/R	5-9	174	2L	Homewood, Ala. (Ole Miss)
3	Chris Stanfield	OF	Fr.	R/R	6-1	189	FR	Tallahassee, Fla. (Chiles)
4	Carter Wright	C	Jr.	R/R	6-0	195	JC	Blairsville, Ga. (Iowa Western)
5	Kason Howell	OF	5th	R/R	6-0	178	4L	Argyle, Texas (Liberty Christian)
6	Ryan Dyal	C	R-Jr.	L/R	5-10	197	2L	Senoia, Ga. (East Coweta)
7	Cole Foster	IF	Jr.	S/R	6-1	193	2L	Plano, Texas (Plano Senior)
8	Bryson Ware	IF/OF	Sr.	R/R	6-2	193	2L	Madison, Miss. (Pearl River)
9	Brody Moss	IF	So.	L/R	5-11	183	1L	Helena, Ala. (Helena)
10	Brody Wortham	IF	Gr.	R/R	6-1	187	TR	Wedowee, Ala. (West Georgia)
11	Gavin Miller	IF	Fr.	R/R	5-11	192	HS	Oakdale, Pa. (West Allegheny)
12	Drew Nelson	LHP/OF	Fr.	L/L	5-11	198	HS	Troy, Ala. (Pike Liberal Arts)
14	Justin Kirby	OF	Gr.	R/R	5-11	203	TR	Alpharetta, Ga. (Kent State)
16	Cam Hill	IF	Jr.	L/L	6-4	219	2L	Madison, Ala. (Bob Jones)
17	Trevor Horne	RHP	R-Fr.	L/R	6-3	203	RS	Phenix City, Ala. (Glenwood Academy)
18	Ike Irish	C	Fr.	L/R	6-2	202	HS	Hudsonville, Mich. (St. Mary's Prep)
20	Tommy Sheehan	LHP	Gr.	L/L	6-0	210	1L	Brielle, N.J. (Notre Dame)
21	Tommy Vail	LHP	Gr.	R/L	5-11	190	TR	Seattle, Wash. (Notre Dame/TCU)
22	Hayden Murphy	RHP/IF	Fr.	R/R	6-3	185	HS	Chula, Ga. (Tiftarea Academy)
23	Parker Carlson	RHP	So.	R/R	6-1	184	1L	Mobile, Ala. (Faith Academy)
24	Nate LaRue	C	Sr.	R/R	6-3	223	3L	Mobile, Ala. (McGill-Toolen)
25	Tanner Bauman	LHP	Jr.	L/L	6-4	208	JC	Jacksonville, Fla. (St. John's River State)
26	Cooper McMurray	IF	R-So.	L/L	6-3	258	TR	Tulsa, Okla. (Kansas)
27	Bobby Peirce	OF	R-Sr.	R/R	6-0	183	2L	Scottsdale, Ariz. (South Mountain)
28	Elliott Bray	RHP	Fr.	R/R	6-0	219	HS	Hartselle, Ala. (Hartselle)
29	Christian Herberholz	RHP	R-Jr.	R/R	5-11	197	JC	Scottsboro, Ala. (Southern Union)
31	Mike Bello	OF	So.	L/L	6-0	203	1L	Oak Ridge, N.J. (Pope John XXIII)
33	Will Cannon	RHP	So.	R/R	6-1	187	JC	Phenix City, Ala. (Northwest Florida State)
41	John Armstrong	RHP	So.	R/R	5-11	225	1L	Marietta, Ga. (Harrison)
43	Chase Isbell	RHP	Sr.	R/R	6-2	210	1L	Springville, Ala. (Samford)
44	Ryan Olson	RHP	Fr.	R/R	6-1	206	HS	Auburn, Ala. (Auburn)
45	Joseph Gonzalez	RHP	Jr.	R/R	6-4	233	2L	Humacao, P.R. (Leadership Christian Academy)
46	Chase Allsup	RHP	So.	R/R	6-1	238	1L	Dothan, Ala. (Dothan)
47	Cameron Keshock	RHP	Fr.	R/R	6-6	215	HS	Spanish Fort, Ala. (Spanish Fort)
51	Ty Mauldin	IF	Jr.	L/R	6-0	196	JC	Trussville, Ala. (Snead State)
54	Konner Copeland	LHP	Sr.	L/L	6-2	178	1L	Mobile, Ala. (Pensacola State)
77	Zach Crotchfelt	LHP	Fr.	L/L	6-2	210	HS	Jackson, N.J. (Jackson Memorial)

COACHES & STAFF

30	Butch Thompson	Head Coach
36	Karl Nonemaker	Assistant Coach
39	Gabe Gross	Assistant Coach
40	Daron Schoenrock	Pitching Coach
	Aaron Everett	Director of Player Development
	Greg Drye	Director of Operations
	Sara Elizabeth Jackson	Special Assistant to the Head Coach
	Chris Joyner	Strength & Conditioning
	Anthony Sandersen	Athletic Trainer
	Wyn Grantham	Athletic Trainer Intern

PRONUNCIATION GUIDE

Tanner BAUMAN BOW-man (of a boat)
 Ryan DYAL.....DIAL
 KASON Howell..... KAY-son
 Chase ISBELL.....IZ-bull
 Cameron KESHOCK..... KEY-shock
 Ty MAULDIN MALL-den
 Daron SCHOENROCK SHOW-in-rock
 Brody WORTHAM.....WORTH-um

30 BUTCH THOMPSON HEAD COACH

THE AUBURN SKIPPER

- Nine College World Series appearances / 18 postseason appearances
- 2013 National Runner-up (Mississippi State)
- 2001 National Champion (Birmingham-Southern)
- 2014 Baseball America/ABCA National Assistant Coach of the Year
- 2006 FCA Coach of the Year
- Coached 20 pitchers who went on to pitch in the Major Leagues
- Recruited and coached 38 pitchers who were drafted out of college that weren't drafted out of high school

Butch Thompson enters his eighth season at the helm of the program in 2023, posting a record of 222-164 in his first seven seasons. He has led the program to the College World Series in two of the last three postseasons.

Butch Thompson was named Auburn's head baseball coach on October 22, 2015 and enters his eighth season with the Tigers in 2023.

Thompson has returned the Tigers to prominence in seven seasons on The Plains as he has guided the team to a 222-164 overall record and has advanced to the NCAA Tournament four of the last five postseasons, including three Super Regional appearances in the last four years and two trips to the College World Series in the last three postseasons.

Thompson, who spent three seasons as an assistant coach and recruiting coordinator at Auburn from 2006-08, returned to The Plains after seven seasons at Mississippi State as both associate head coach and pitching coach.

A native of Amory, Miss., Thompson has coached 33 Division I All-Americans and 43 all-conference performers. He has seen 20 of his former pitchers called up to Major League Baseball, including 14 since 2014. Thompson has also turned 38 pitchers who went undrafted out of high school into MLB draft picks.

Along with his pitching pedigree, Thompson is also considered one of the top recruiters in the country. Since 2003, he has secured 15 recruiting classes that were ranked in the top 10 by either Baseball America or Perfect Game, including the program record No. 4 class in 2017 and No. 5 class in 2022. His classes signed from 2006-08 at Auburn each ranked in the top 18 nationally.

In 30 years of coaching at the collegiate level, including 21 in the Southeastern Conference, Thompson has coached nine College World Series participants, including leading the Tigers to the program's first trip to the College World Series in 22 years in 2019 and taking the team back for the second time in three seasons in 2022. Auburn is one of six programs to appear in two of the last three College World Series, and Thompson is one of five active SEC coaches who have taken their program to a pair of College World Series in a three-year span. Thompson has also coached one national champion and a national runner-up, won nine conference championships and made 18 postseason appearances.

Thompson was named the 2006 Fellowship of Christian Athletes SEC Coach of the Year while at Auburn and the 2014 Baseball America and American Baseball Coaches Association (ABCA) National Assistant Coach of the Year while at Mississippi State.

During his tenure with the Tigers, Thompson has led the team to three straight NCAA Tournament appearances from 2017-19 for the first time since 2001-03, including back-to-back super regionals in 2018 and 2019 for the first time in program history. Auburn has finished five of Thompson's seven seasons in the top 25, including three in the top 10. The No. 5 national ranking to finish 2022 was tied for the second highest mark in program history.

The 2022 season marked one of the most successful in recent program history as the Tigers went 43-22 overall and 16-13 in SEC play. The 43 wins were tied for the most since 1999, and the winning conference record marked the Tigers' third under Thompson after doing so just once from 2004-15.

Auburn went 37-18 in the regular season and lost back-to-back games on just three occasions before being selected as a regional host for the first time since 2010. The Tigers swept Southeastern, Florida State and UCLA in the regional, outscoring them 51-18 in the process, before becoming the first team to defeat Oregon State in a home super regional by taking down the Beavers in a dramatic winner-take-all game three. Auburn moved on to Omaha and defeated Stanford 6-2 to secure the program's first College World Series win since 1997.

In seven seasons at MSU, Thompson made four NCAA regional trips, two Super



Regionals, won the SEC Tournament and advanced to the College World Series finishing as NCAA runner-up in 2013. In three of his last four seasons in Starkville, the Bulldogs' staff ERA finished no higher than 3.06. Thompson's 2013 pitching staff was one of two nationally to finish in the top 15 in ERA, strikeouts per nine innings and hits allowed per nine innings.

In addition to his experience at Auburn and Mississippi State, Thompson also spent four seasons at Georgia from 2002-05, including a trip to the College World Series in 2004. While there, he guided the development of future Major Leaguers Josh Fields, Mitchell Boggs and Brooks Brown.

Thompson launched his coaching career as pitching coach and top assistant at Huntingdon College (Ala.) in 1993, before returning to his alma mater in Birmingham, where he helped lead the Panthers to back-to-back Southern States Conference Championships and in 1995 coached BSC to its first NAIA World Series berth.

Thompson left BSC briefly to serve as head coach at Jefferson State Community College in Birmingham in 1997. While at JSCC, he was honored as the Regional Tournament Coach of the Year, the ABCA Alabama Junior College Coach of the Year and the Southeast Region Coach of the Year after guiding JSCC to a 39-21 mark, the AJCAA Region 22 State Championship and a third-place finish in the NJCAA Division II World Series.

He returned to Birmingham-Southern as top assistant the following season, beginning a four-year run during the most successful span in BSC baseball history. The Panthers won 196 games and four TranSouth Conference Championships and made three-consecutive appearances in the NAIA World Series. BSC's 2001 team posted a school-best 55-11 mark and captured the NAIA National Championship.

In 2002, Thompson joined the SEC baseball coaching fraternity as a pitching coach and recruiting coordinator at Georgia and has been a part of the league for the past 17 seasons.

Thompson currently serves as the large-school representative for the Alabama Baseball Coaches Association and is an All-American committee member representing the South region for the ABCA.

Thompson prepped at Amory (Miss.) High School and later starred as a pitcher at Itawamba (Miss.) Community College from 1989-90. He is a member of both the ICC Athletic Hall of Fame (Class of 2014) and MACCC Hall of Fame (Class of 2021).

Thompson earned a Bachelor's Degree in History at BSC in 1992 and completed a Master's Degree in Sports Administration at UAB in 1996. He is married to the former Robin Ashe of Birmingham, Ala., and they are the parents of three daughters --- Anna, Olivia and Madelyn Gail.

NATIONAL POLLS

NEWS & NOTES

BASEBALL AMERICA

Apr. 3

1. LSU*
2. Florida*
3. Wake Forest
4. Vanderbilt
5. Arkansas*
6. South Carolina*
7. Stanford
8. Virginia
9. Boston College
10. Kentucky
11. Oklahoma State
12. Tennessee
13. Campbell
14. Miami
15. East Carolina
16. North Carolina
17. Louisville
18. Texas Tech
19. West Virginia
20. Texas
21. FGCU
22. Coastal Carolina
23. UConn
24. USTA
25. Southern Cal*

D1 BASEBALL

Apr. 3

1. LSU*
2. Wake Forest
3. Florida*
4. Vanderbilt
5. Arkansas*
6. South Carolina*
7. Virginia
8. Stanford
9. Boston College
10. Kentucky
11. Tennessee
12. East Carolina
13. North Carolina
14. Campbell
15. FGCU
16. Oklahoma State
17. Coastal Carolina
18. Louisville
19. UConn
20. Miami
21. Texas
22. Texas Tech
23. UCLA
24. West Virginia
25. Oregon

USA TODAY

Apr. 3

1. LSU*
2. Wake Forest
3. Florida*
4. Vanderbilt
5. Arkansas*
6. South Carolina
7. Virginia
8. Tennessee
9. Stanford
10. Campbell
11. Boston College
12. Louisville
13. Oklahoma State
14. Campbell
15. North Carolina
16. East Carolina
17. FGCU
18. UConn
19. Texas
20. Miami
21. Coastal Carolina
22. UCLA
23. Texas Tech
24. West Virginia
25. N.C. State

NCBWA

Mar. 27

1. LSU*
2. Florida*
3. Wake Forest
4. Vanderbilt
5. Virginia
6. Arkansas*
7. South Carolina*
8. Stanford
9. East Carolina
10. Louisville
11. Tennessee
12. UCLA
13. Oklahoma State
14. North Carolina
15. Campbell
16. Kentucky
17. Boston College
18. FGCU
19. Texas Tech
20. UC Santa Barbara
21. Iowa
22. Ole Miss*
23. Miami
24. Texas
25. West Virginia

PERFECT GAME

Apr. 3

1. LSU*
2. Florida*
3. Wake Forest
4. Vanderbilt
5. Arkansas*
6. South Carolina*
7. Boston College
8. Virginia
9. Kentucky
10. Tennessee
11. Campbell
12. Stanford
13. Texas Tech
14. Oklahoma State
15. East Carolina
16. North Carolina
17. Louisville
18. FGCU
19. UCLA
20. Coastal Carolina
21. UConn
22. Miami
23. UTSA
24. Northeastern
25. UC Santa Barbara

COLLEGIATE BASEBALL

Apr. 3

1. LSU*
2. Vanderbilt
3. South Carolina*
4. Wake Forest
5. Virginia
6. Florida*
7. Arkansas*
8. Kentucky
9. Louisville
10. Stanford
11. UC Santa Barbara
12. Oklahoma State
13. Texas
14. North Carolina
15. Campbell
16. Arizona State
17. Tennessee
18. Miami
19. Boston College
20. Oregon
21. Cal State Fullerton
22. East Carolina
23. Texas Tech
24. UConn
25. FGCU

AUBURN IN THE POLLS

BA D1 CB NC PG USA

Pre. 22 NR NR NR 17 NR
 2/20 23 NR NR NR 17 --
 2/27 23 NR NR NR 13 NR
 3/6 20 NR 20 NR 11 25
 3/13 NR NR 24 NR 18 NR
 3/20 NR NR NR NR NR NR

BA D1 CB NC PG USA

3/27 NR NR NR NR NR NR
 4/3 NR NR NR NR NR NR

SCOUTING THE BLAZERS

- Coming off a series loss vs. Charlotte last weekend, UAB enters the week with a 9-18 overall record and 3-6 mark in C-USA play.
- The Blazers are hitting .227 as a team, led by sophomore outfielder Logan Braunschweig's .377 clip. Senior Christian Hall leads the way from a run production standpoint with three homers and 19 RBI.
- Freshman righty Braxton Shelton will make his second start Tuesday and is 1-1 with a 2.92 ERA in 12.1 innings.
- UAB head coach Casey Dunn is a former Auburn All-American, while Director of Operations Brandon Moore is the son of former Auburn shortstop Brody Moore and is a former All-SEC shortstop himself.

ROAD ROUTE

- Auburn's nine-run margin of victory in the series opener at No. 2 Florida tied for the team's largest margin of victory in a SEC road game since defeating Alabama 20-5 on Apr. 21, 2018.
- The one run scored was a season low for Florida and the 10 runs allowed were the third most this year.

COMEBACK KIDS

- Auburn's seven-run comeback win vs. Georgia Tech on Mar. 14 marked the team's largest comeback win since Feb. 22, 2017 vs. Florida A&M.
- After winning 22 games in which they trailed last year, the Tigers have notched nine comeback wins this season.
- Three of the team's last six wins dating back to the Georgia Tech game have been of the comeback variety.
- Thirty-one of the Tigers' 60 wins since the start of last season are comebacks.

THREE KEYS TO THE GAME

- Auburn's points of emphasis this season are producing the biggest inning, fewest freebies and most baserunners.
- The team that has produced the biggest inning is 23-1 (.958). Four games have had an equal biggest inning with one ending in a tie and the other three in one-run wins, including two in extra innings.
- The team that has issued the fewest freebies is 17-7-1 (.700). Three games have been tied on freebies.
- The team that has produced the most baserunners is 22-5-1 (.804).

CONSISTENCY IS KEY

- Despite having the No. 6 strength of schedule, Auburn didn't lose more than back-to-back games last season and dropped just two games in a row on four occasions.
- The series at Arkansas two weeks ago marked the first time since Apr. 9-11, 2021 that the Tigers have lost more than back-to-back games.
- Since the three-game losing streak the team has won five of the last eight games.

FRESH FACES

- Twenty of Auburn's 37 players are new to the program.
- The Tigers started five new position players and started a freshman pitcher in last Tuesday's win vs. North Alabama Alabama.
- Auburn has started at least four new players in 23 straight games and in 26 of 28 contests this season.

THE LAST TIME...

BATTING SUPERLATIVES

5 hits in a game	Brody Moore vs. Florida State [5-for-5] (6/4/22)
6 hits in a game	Tyler Johnstone vs. Elon [6-for-7, 2B, 3B] (2/25/05)
Reached base 6 times	Kason Howell vs. Florida State [4-5, 2 BB] (6/4/22)
Reached base 7 times	Brody Moore vs. Florida State [5-5, 2BB] (6/4/22)
4 runs in a game	Brody Moore vs. Florida State (6/4/22)
5 runs in a game	Sonny DiChiara vs. Florida State (6/4/22)
6 runs in a game	Bryson Ware vs. Alabama A&M (2/24/21)
10-game hitting streak	Bryson Ware, 12 games (current)
15-game hitting streak	Bryson Ware, 15 games (6/20/22-3/10/23)
20-game hitting streak	A. Grier, 22 games, (5/31/15-3/22/16)
25-game hitting streak	Justin Fradejas, 27 games (3/23-5/7/10)
30-game hitting streak	Casey Dunn, 31 games (2/22 [G1]-4/15/97)
3 doubles in a game	Kason Howell vs. Lipscomb (3/3/22)
4 doubles in a game	Ken Dempsey vs. Georgia (1971)
2 triples in a game	Jay Gonzalez vs. Alabama State (2/28/12)
3 triples in a game	never
2 home runs in one game	Bryson Ware at #3 Arkansas (3/18/23)
3 home runs in one game	Cole Foster vs. Southeastern (6/3/22)
7 RBI in a game	Justin Kirby vs. USC (2/26/23)
8 RBI in a game	Justin Bryant at Georgia (3/19/10)
9 RBI in a game	Cole Foster vs. Southeastern (6/3/22)
10 RBI in a game	Bob Berry vs. Huntington (4/15/82)
Grand slam home run	Justin Kirby vs. USC (2/26/23)
Inside-the-park home run	Kason Howell vs. Southeastern (3/11/23)
HR to begin game	Ryan Bliss vs. #11 Ole Miss (5/25/21)
Two HR in one inning	Cole Foster vs. Southeastern [1st] (6/3/22)
HR in consecutive at-bats	Bryson Ware at #3 Arkansas (3/18/23)
HR in three consecutive at-bats	Edouard Julien (2/20-22/19)
HR in consecutive games	Bryson Ware/Ike Irish (3/28-31/23)
HR in three consecutive games	Bryson Ware (3/25-31/23)
HR in three consecutive SEC games	Trent Mummy (4/17-23/10)
HR in four consecutive games	Bryson Ware (3/3-7/23)
HR in four consecutive SEC games	Mike Bianucci (5/2-9/08)
HR in five consecutive games	Tim Lemons (4/6-10/85)
Walk-off HR	Kason Howell vs. Yale (G1 - 2/26/22)
Pinch-hit HR	Cam Hill vs. Kentucky (3/26/21)
Pinch-hit grand slam	Edouard Julien vs. BYU (G1 - 3/3/18)
HR in first at-bat of season	Steven Williams vs. Longwood (2/17/18)
HR in both games of DH	Dylan Ingram at #7 Mississippi St. (4/29/17)
Hit for the cycle	Judd Ward [3B, 1B, HR, 2B] vs. Illinois-Chicago (G1 - 2/15/20)
Hit from both sides of plate	Cole Foster [1st inn.]
in same inning	vs. Southeastern (6/3/22)
Two hits in same inning	Cole Foster [HR, HR] vs. Southeastern [1st] (6/3/22)
Stole home	Josh Hall vs. Kansas State (2/20/22)
Stole two bases in a game	Justin Kirby at #3 Arkansas (3/19/23)
Stole three bases in a game	Anfernee Grier vs. Southern (2/26/16)
Hit by a pitch 2 times in a game	Bryson Ware at #2 Florida (4/2/23)
Hit by a pitch 3+ times in a game	Dan Glevenyak at Alabama (4) (4/11/14)
Scored 20 or more runs	21 vs. Florida State (6/4/22)
Scored 25 or more runs	25 vs. Longwood (2/17/18)
Scored 30 or more runs	33 vs. Alabama A&M (2/24/21)
Scored 5 runs in an Inning	5, vs. Georgia Tech (6th) (3/14/23)
Scored 6 runs in an Inning	6, at #2 Florida (2nd) (3/31/23)
Scored 7 runs in an Inning	7, vs. Lipscomb (1st) (3/4/23)
Scored 8 runs in an Inning	8, at UAB (5th) (3/19/19)
Scored 9 runs in an Inning	9, vs. Rhode Island (1st) (G1 - 3/5/22)
Scored 10+ runs in an Inning	11, vs. Florida A&M (1st) (3/1/23)
Recorded 10+ hits in an Inning	11, vs. Furman (5th) (2/12/00)
Scored in every inning	vs. Coppin State (3/18/14)
Recorded 15-19 hits	17, vs. Lipscomb (3/4/23)
Recorded 20 or more hits	20, vs. Georgia Tech (3/14/23)
Hit 3 or more home runs in an inning	3, vs. Florida A&M [1st] (3/1/23)
Hit 3 or more home runs in a game	3, at #2 Florida (4/2/23)
Hit 5 or more home runs in a game	7, vs. Southeastern (6/3/22)
Hit 7 or more home runs in a game	7, vs. Southeastern (6/3/22)
Hit back-to-back home runs	C. Foster & S. DiChiara vs. Southeastern (1st) (6/3/22)
Hit back-to-back-to-back home runs	R. Bliss, T. Miller & R. Woley vs. Texas A&M (1st) (5/15/21)
Had 5 doubles	5, vs. Lipscomb (3/3/23)
Had 6 doubles	6, vs. Jacksonville State (4/21/21)
Had 7 doubles	7, vs. Chicago State (3/8/20)
Had 8 doubles	8, vs. Lipscomb (3/4/23)
Had 9+ doubles	11, vs. Alabama A&M (2/24/21)
Stole 5 bases in a game	5, vs. Bethune-Cookman (5/6/14)
Stole 6 bases in a game	6, vs. #21 Tennessee (3/17/19)
Stole 7 bases in a game	7, vs. Presbyterian (5/8/12)
Stole 8 bases in a game	8, vs. Alcorn State (2/22/12)
Walked 10+ times	11, vs. North Alabama (3/28/23)
Did not strike out in a game	vs. Belmont (3/11/12)

PITCHING SUPERLATIVES

INDIVIDUAL	
Nine-inning no-hitter	Casey Mize vs. Northeastern (3/9/18)
Nine-inning no-hitter (combined)	Mike Mueller [2.0], Lee Carter [1.0]
	Brandon Channell [1.0], Reid Price [1.0], Andrew Skinner [1.0], Arnold Hughey [1.0], Ken Clayton [1.0], Cory Duedeit [0.2], Sean Jones [0.1] vs. UAB (3/19/02)
Seven-inning no-hitter	Jason Johnson vs. LaGrange College (4/30/91)
Nine-inning perfect game	Eric Brandon vs. Murray State (3/2/02)
Seven-inning perfect game	Jason Johnson vs. LaGrange College (4/30/91)
Nine-inning one-hitter (individual)	Keegan Thompson vs. Presbyterian (3/1/14)
Nine-inning one-hitter (combined)	Tanner Burns [7.0], Cody Greenhill [2.0] vs. Chicago State (3/6/20)
Five-inning one-hitter	Kevin Davis [3.2], Jacob Milliman [1.1], vs. Radford (2/22/15)
Nine-inning two-hitter	Tanner Burns [9.0] vs. Cincinnati (3/1/19)
Complete game	Drew Nelson vs. North Alabama [7] (3/28/23)
Complete game shutout	Jack Owen vs. UTSA (3/9/19)
Consecutive complete games	K. Thompson vs. Arkansas & LSU (4/4 & 4/11/15)
Struck out 10 batters	10 by Mason Barnett vs. UCLA (6/5/22)
Struck out 11 batters	11 by Jordan Armstrong vs. Yale (2/25/22)
Struck out 12 batters	12 by Casey Mize at Kentucky (3/23/18)
Struck out 13 batters	13 by Casey Mize vs. Texas A&M (3/16/18)
Struck out 15 batters	15 by Tanner Burns vs. Cincinnati (3/1/19)
TEAM	
Struck out 15+ batters	16, Bright [8], Sheehan [3], Burkhalter [5] vs. Stanford (6/20/22)
Struck out 20+ batters	20, Fuller [4], Watson [4], Anderson [3], Greenhill [4], Skipper [3], Wade [2] vs. #9 Arkansas (4/5/19)
Struck out 15 batters consecutive games	vs. Ga State, at Missouri (4/5-7/16)
Shut out an opponent	2-0 vs. South Carolina (4/24/22)
Consecutive shutouts	16-0 / 12-0 [7] vs. Rhode Island (3/5/22)
Three straight shutouts	2-0 vs. UTSA / 5-0 vs. UTSA (3/6-9/19)
Shut out an SEC opponent	2-0 vs. South Carolina (4/24/22)
Shut out an SEC opponent on the road	3-0 at Missouri (5/21/21)
Consecutive SEC shutouts	5-0 and 4-0 at Miss. State (3/27-28/15)
Consecutive SEC shutouts on the road	5-0 and 4-0 at Miss. State (3/27-28/15)
Was shut out	5-0 at #3 Arkansas (3/19/23)
Was held to one hit	vs. #24 Missouri (4/1/18)
Was no hit	vs. #13 Arkansas (5/25/17)
FIELDING SUPERLATIVES	
2 errors in a game	Jake Wyandt vs. #1 Ole Miss (3/17/22)
3 errors in a game	Luke Jarvis vs. Presbyterian (3/11/17)
4 errors in a game	Brett Burnham at Alabama (4/5/00)
3 double plays turned in a game	vs. Alabama (5/14/22)
4 double plays turned in a game	at #1 Arkansas (4/3/21)
5 double plays turned in a game	never
Triple play (Auburn)	vs. Memphis (5/22/78)
Triple play (Opponent)	at Florida [4th] (3/15/08)
Threw a runner out at HP to end game	Bryson Ware at Mississippi State (4/17/22)
MISC. SUPERLATIVES	
Won 10 or more consecutive games	15 (2/24-3/22/19)
Won 15 or more consecutive games	15 (2/24-3/22/19)
Won 8 or more consecutive SEC games	9 (4/1-21/95)
Lost 5 or more consecutive games	5 (4/2-11/21)
Home winning streak	21 (1964-66)
Road winning streak	14 (1967/1995)
Season-opening winning streak	17 (2/7-3/5/97)
Extra-innings victory	7-6, vs. Georgia [11 inn] (3/23/23)
Extra-innings loss	4-5, at Texas A&M [11 inn] (3/26/22)
Swept a 3-game series	vs. Lipscomb (3/3-5/23)
Swept a road series	at Alabama (4/20-21/18)
Swept a road SEC series	at Alabama (4/20-21/18)
Swept a SEC series	vs. South Carolina (4/22-24/22)
Swept a 4-game series	Rhode Island (3/4-6/22)
Swept a doubleheader	Rhode Island (3/5/22)
Allowed 3 runs or fewer in a three-game series	2, vs. Chicago State (3/6-8/20)
Allowed 3 runs or fewer in a four-game series	3, vs. Rhode Island (3/4-6/22)
Allowed 3 runs or fewer in a SEC series	3, vs. Miss. State (3/27-29/15)
Allowed 4 runs or fewer in a series	3, vs. UTSA (3/8-9/19)
Allowed 4 runs or fewer in a SEC series	4, vs. Georgia (4/23-25/15)
Allowed 3 runs or fewer in a road series	3, vs. Miss. State (3/27-29/15)
Allowed 3 runs or fewer in a SEC road series	3, vs. Miss. State (3/27-29/15)
Overcome a deficit of 7+ runs	7 runs, [0-7, 12-11 (12)] vs. Georgia Tech (3/14/23)
Won a 1-0 game	vs. Mercer (5/30/15) [NCAA Regional]
Lost a 1-0 game	vs. Ohio State (2/15/14)
Walk-off win	vs. Georgia [11 inn.] (3/23/23)
Walk-off loss	at Mississippi State [9 inn.] (4/14/22)

HITTER PROFILES

31 • MIKE BELLO OF

6-0 • 203 • 50 • Oak Ridge, NJ • Pope John XXIII

CAREER STATISTICS

YEAR	AVG	GP-GS	AB	R	H	2B	3B	HR	RBI	SB-A
2022	.253	43-27	99	18	25	4	0	1	12	1-1
2023	.185	13-4	27	4	5	0	0	0	3	0-0
TOTAL	.238	56-31	126	22	30	4	0	1	15	1-1

SEASON HIGHS

AB: 4, three times
 R: 2, vs. USC (2/26)
 H: 2, vs. GT (3/14)
 2B: --
 HR: --
 RBI: 1, three times

CAREER HIGHS

5, two times
 4, two times
 3, two times
 1, four times
 1, at Texas A&M (3/26/22)
 2, three times

6 • RYAN DYAL C

5-10 • 197 • R-JR • Senoia, GA • East Coweta

CAREER STATISTICS

YEAR	AVG	GP-GS	AB	R	H	2B	3B	HR	RBI	SB-A
2021	.200	31-22	70	18	14	2	0	3	7	1-1
2022	.217	32-27	92	23	20	4	0	4	26	0-0
2023	.250	10-7	24	4	6	0	0	0	3	0-0
TOTAL	.215	73-56	186	45	40	6	0	7	36	1-1

SEASON HIGHS

AB: 5, vs. Southeastern (3/10)
 R: 2, vs. FAMU (3/1)
 H: 1, six times
 2B: --
 HR: --
 RBI: 1, three times

CAREER HIGHS

5, five times
 3, two times
 2, seven times
 1, six times
 1, seven times
 4, vs. Rhode Island (3/6/22)

7 • COLE FOSTER IF

6-1 • 193 • JR • Plano, TX • Plano Senior

- Went 3-for-5 with a home run in his first game out of the leadoff spot last Tuesday vs. UNA (3/28)
- Became the first Auburn player with four hits in back-to-back games since Hunter Morris in 2010 last week
- Went on a career-best 11-game hitting streak from 2/24-3/17, hitting .523 (23-for-44) with 16 RBI during the span

CAREER STATISTICS

YEAR	AVG	GP-GS	AB	R	H	2B	3B	HR	RBI	SB-A
2021	.292	15-4	24	5	7	3	0	0	1	0-0
2022	.272	52-51	169	40	46	11	0	9	47	2-4
2023	.366	25-25	93	29	34	6	0	3	20	1-3
TOTAL	.301	93-81	289	74	87	20	0	12	68	3-7

SEASON HIGHS

AB: 5, six times
 R: 3, four times
 H: 4, two times
 2B: 1, six times
 HR: 1, three times
 RBI: 4, vs. Southeastern (3/10)

CAREER HIGHS

6, vs. Southeastern (6/3/22)
 4, vs. Southeastern (6/3/22)
 4, three times
 2, vs. Stanford (6/20/22)
 3, vs. Southeastern (6/3/22)
 9, vs. Southeastern (6/3/22)

1 • CADEN GREEN IF

5-11 • 164 • JR • Tulsa, OK • Seminole State

- Hit his 2nd HR of the season in the finale vs. Florida (4/2)
- Led the team with a .444 average (4-for-9) vs. UGA
- Is hitting .278 in seven SEC starts

CAREER STATISTICS

YEAR	AVG	GP-GS	AB	R	H	2B	3B	HR	RBI	SB-A
2021*	.448	39-1	125	38	56	16	2	9	44	8-11
2022*	.425	48-1	181	66	77	22	2	13	49	12-16
2023	.246	23-20	65	14	16	2	0	2	9	1-2
TOTAL	.402	110-20	371	118	149	40	4	24	102	21-29

SEASON HIGHS

AB: 6, vs. GT (3/14)
 R: 2, two times
 H: 2, four times
 2B: 1, two times
 HR: 1, two times
 RBI: 2, at Florida (4/2)

CAREER HIGHS

6, three times
 4, vs. Rose State (3/5/22)
 5, at Western OK State (3/29/22)
 2, seven times
 1, 24 times
 5, vs. Murray State (1/31/21)

2 • JOSH HALL OF

5-9 • 174 • GR • Homewood, AL • Ole Miss

CAREER STATISTICS

YEAR	AVG	GP-GS	AB	R	H	2B	3B	HR	RBI	SB-A
2019*	.171	54-9	35	12	6	0	1	1	7	10-11
2021	.326	20-10	43	10	14	2	2	0	9	5-6
2022	.269	18-6	26	5	7	1	0	0	2	1-1
2023	.267	16-3	15	4	4	0	0	0	4	1-1
AU	.298	54-19	84	19	25	3	2	0	15	7-8
TOTAL	.260	108-28	119	31	31	3	3	1	22	17-19

SEASON HIGHS

AB: 6, three times
 R: 3, two times
 H: 4, vs. GT (3/14)
 2B: 1, eight times
 HR: 2, vs. USC (2/26)
 RBI: 7, vs. USC (2/26)

CAREER HIGHS

5, three times
 3, vs. AAMU (2/23/21)
 3, two times
 1, three times
 1, vs. Ark-Pine Bluff (3/20/19)
 3, vs. AAMU (2/23/21)

SEASON HIGHS

AB: 5, vs. GT (3/14)
 R: 2, vs. FAMU (3/1)
 H: 3, vs. GT (3/14)
 2B: --
 HR: --
 RBI: 2, two times

16 • CAM HILL IF

6-4 • 219 • JR • Madison, AL • Bob Jones

CAREER STATISTICS

YEAR	AVG	GP-GS	AB	R	H	2B	3B	HR	RBI	SB-A
2021	.270	35-30	111	19	30	6	1	5	22	0-0
2022	.278	39-26	108	16	30	7	0	1	19	0-1
2023	.250	7-4	12	1	3	0	0	0	2	0-0
TOTAL	.273	81-60	231	36	63	13	1	6	43	0-1

SEASON HIGHS

AB: 3, vs. UNA (2/21)
 R: 1, vs. UNA (2/21)
 H: 1, three times
 2B: --
 HR: --
 RBI: 2, vs. UNA (2/21)

CAREER HIGHS

5, six times
 4, at Missouri (5/20/21)
 3, four times
 2, vs. Texas A&M (5/16/21)
 1, six times
 4, vs. Boston College (3/6/21)

5 • KASON HOWELL OF

6-0 • 178 • 5th • Argyle, TX • Liberty Christian

- NCAA active leader in career doubles (60)
- Became the first Auburn player since 2016 to reach 200 career hits with his first-inning double vs. Lipscomb (3/3)
- Has started 216 career games, including 140 of the last 141 dating back to 2021

CAREER STATISTICS

YEAR	AVG	GP-GS	AB	R	H	2B	3B	HR	RBI	SB-A
2019	.262	63-63	225	31	59	10	0	0	28	14-16
2020	.359	11-10	39	8	14	7	0	0	6	0-0
2021	.260	52-51	177	29	46	12	0	8	30	8-13
2022	.287	65-65	251	50	72	19	2	2	35	11-13
2023	.259	27-27	108	21	28	12	0	3	13	1-1
TOTAL	.274	218-216	800	139	219	60	2	13	112	34-43

SEASON HIGHS

AB: 7, vs. GT (3/14)
 R: 3, two times
 H: 3, two times
 2B: 3, vs. Lipscomb (3/3)
 HR: 1, three times
 RBI: 4, vs. South Alabama (3/21)

CAREER HIGHS

7, vs. GT (3/14/23)
 3, six times
 4, vs. Florida State (6/4/22)
 3, two times
 2, two times
 5, at Missouri (5/20/21)

18 • IKE IRISH DH/C

6-2 • 202 • FR • Hudsonville, MI • St. Mary's Prep

- Two-time SEC Freshman of the Week
- Led the SEC with 10 RBI and 18 total bases while leading the team with a .474 average last week
- Homered three times in four games from 3/24-31
- Ranks 2nd in the NCAA in doubles (16) and is 4th in the SEC in hits (47) and 6th in average (.416)

CAREER STATISTICS

YEAR	AVG	GP-GS	AB	R	H	2B	3B	HR	RBI	SB-A
2023	.409	28-28	115	24	47	16	1	3	30	1-1

SEASON HIGHS

AB: 6, vs. GT (3/14)
 R: 3, two times
 H: 4, two times
 2B: 2, two times
 HR: 1, three times
 RBI: 5, vs. North Alabama (3/28)

CAREER HIGHS

6, vs. GT (3/14/23)
 3, two times
 4, two times
 2, two times
 1, three times
 5, vs. North Alabama (3/28/23)

14 • JUSTIN KIRBY OF

5-11 • 203 • GR • Alpharetta, GA • Kent State

- Hit a go-ahead 3-run homer in the 6th vs. UGA (3/24)
- Seventeen of his 28 hits this season are for extra bases
- His six homers in the first eight games were the most by an Auburn player since at least 1993

CAREER STATISTICS

YEAR	AVG	GP-GS	AB	R	H	2B	3B	HR	RBI	SB-A
2019*	.313	42/37	147	42	46	14	2	9	30	9-11
2020*	.189	12/12	37	3	7	3	0	0	2	0-0
2021*	.301	48/43	146	31	44	8	1	5	25	10-10
2022*	.323	53/51	198	44	64	17	1	15	45	14-20
2023	.269	28-28	104	23	28	8	1	8	26	6-6
TOTAL	.299	183-171	632	143	189	50	5	37	128	39-47

SEASON HIGHS

AB: 6, three times
 R: 3, two times
 H: 4, vs. GT (3/14)
 2B: 1, eight times
 HR: 2, vs. USC (2/26)
 RBI: 7, vs. USC (2/26)

CAREER HIGHS

6, eight times
 4, two times
 4, three times
 2, five times
 3, at Northern Illinois (4/19/22)
 7, vs. USC (2/26/23)

24 • NATE LARUE C

6-3 • 223 • SR • Mobile, AL • McGill-Toolen

- Has a hit in a season-high four straight games

CAREER STATISTICS

YEAR	AVG	GP-GS	AB	R	H	2B	3B	HR	RBI	SB-A
2020	.294	8-3	17	6	5	1	0	0	2	0-0
2021	.219	16-10	52	8	7	2	0	2	5	0-0
2022	.211	52-42	152	19	32	8	0	6	34	2-2
2023	.133	21-19	60	6	8	1	0	0	3	3-4
TOTAL	.199	97-74	261	39	52	12	0	8	44	5-6

SEASON HIGHS

AB: 5, at Florida (3/31)
 R: 1, six times
 H: 1, eight times
 2B: 1, at Florida (4/1)
 HR: --
 RBI: 1, three times

CAREER HIGHS

5, six times
 3, vs. Southeastern (6/3/22)
 3, at Texas A&M (3/27/22)
 2, vs. Arkansas (5/6/22)
 2, vs. Southeastern (6/3/22)
 5, at Texas A&M (3/27/22)

26 • COOPER McMURRAY IF

6-3 • 258 • R-SO • Tulsa, OK • Kansas

- Is 6-for-14 (.429) with 3 2B, HR, 5 RBI since his return
- Reached base 12 times in 20 PA last week - 4 H, 8 BB
- Hit his 3rd HR of the season in the finale at Florida (4/2)

CAREER STATISTICS

YEAR	AVG	GP-GS	AB	R	H	2B	3B	HR	RBI	SB-A
2022*	.248	42-33	113	16	28	6	0	9	19	0-0
2023	.324	13-11	34	11	11	3	0	3	11	0-0
TOTAL	.265	55-44	147	27	39	9	0	12	30	0-0

SEASON HIGHS

AB: 4, three times
 R: 3, vs. USC (2/25)
 H: 3, vs. USC (2/25)
 2B: 1, three times
 HR: 1, three times
 RBI: 3, two times

CAREER HIGHS

6, vs. Oklahoma (4/23/22)
 2, vs. West Virginia (4/30/22)
 3, two times
 1, nine times
 2, vs. West Virginia (4/30/22)
 3, three times

3 • CHRIS STANFIELD OF

6-1 • 189 • FR • Tallahassee, FL • Chiles
 • Started in 16 straight games from Mar. 3-25
 • Collected multiple hits in five of his first eight starts and multiple RBI in four of his first eight

CAREER STATISTICS												
YEAR	AVG	GP-GS	AB	R	H	2B	3B	HR	RBI	SB-A	CAREER HIGHS	
2023	.311	22-16	61	7	19	3	2	1	11	2-2		
SEASON HIGHS											CAREER HIGHS	
AB: 5, two times											5, two times	
R: 2, vs. FAMU (3/1)											2, vs. FAMU (3/1)	
H: 2, five times											2, five times	
2B: 1, three times											1, three times	
HR: 1, vs. Southeastern (3/11)											1, vs. Southeastern (3/11/23)	
RBI: 2, four times											2, four times	

8 • BRYSON WARE IF

6-2 • 211 • SR • Madison, MS • Pearl River
 • Has reached base in all 28 games this season and has a hit in 26 of 28 games, including 12 straight
 • Homered in four straight games from 3/3-7 and has seven homers in the last 10 games
 • Has driven in multiple runs in five straight games
 • Ranks top five in the NCAA in homers (14), slugging (.887) and total bases (94) and top 10 in the SEC in average (.396) and hits (42)

CAREER STATISTICS												
YEAR	AVG	GP-GS	AB	R	H	2B	3B	HR	RBI	SB-A	CAREER HIGHS	
2020*	.321	16-7	53	14	17	3	3	5	17	4-5		
2021	.254	43-37	138	36	35	6	1	6	26	4-5		
2022	.234	49-23	94	23	22	8	2	1	21	4-4		
2023	.396	28-28	106	30	42	8	1	14	38	3-3		
AU	.293	120-88	338	89	99	22	4	21	85	11-12		
TOTAL	.297	136-88	391	103	116	25	7	26	102	15-17		
SEASON HIGHS											CAREER HIGHS	
AB: 7, vs. GT (3/14)											7, vs. GT (3/14/23)	
R: 3, two times											6, vs. AAMU (2/24/21)	
H: 3, four times											3, 10 times	
2B: 2, two times											2, three times	
HR: 2, at Arkansas (3/18)											2, at Arkansas (3/18/23)	
RBI: 3, seven times											6, two times	

10 • BRODY WORTHAM IF

6-1 • 187 • GR • Wedowee, AL • West Georgia
 • Came thru with a pinch-hit walkoff single in the 12th inning of the comeback win vs. GT (3/14)

CAREER STATISTICS												
YEAR	AVG	GP-GS	AB	R	H	2B	3B	HR	RBI	SB-A	CAREER HIGHS	
2019*	.317	30-20	82	19	26	5	0	1	14	2-3		
2020*	.324	20-20	71	16	23	7	0	1	10	4-4		
2021*	.411	41-41	163	37	67	13	1	4	26	10-12		
2022*	.372	45-44	183	47	68	9	2	9	32	9-10		
2023	.118	12-2	17	4	2	0	0	0	2	0-0		
TOTAL	.360	148-127	516	123	186	34	3	15	84	25-29		
SEASON HIGHS											CAREER HIGHS	
AB: 4, vs. South Alabama (3/21)											6, four times	
R: 2, vs. South Alabama (3/21)											3, six times	
H: 1, two times											5, at Mississippi College (4/2/21)	
2B: --											2, three times	
HR: --											2, vs. North Georgia (3/30/22)	
RBI: 1, two times											5, vs. West Alabama (3/26/22)	

4 • CARTER WRIGHT C

6-0 • 195 • JR • Blairsville, GA • Iowa Western
 • Started 3 of 5 games from 3/21-28 and went 3-for-10 with four RBI during the stretch
 • Collected his first two hits and first RBI vs. USA (3/21)
 • Drew a bases-loaded walk in the bottom of the 11th inning in the series opener vs. UGA (3/23)

CAREER STATISTICS												
YEAR	AVG	GP-GS	AB	R	H	2B	3B	HR	RBI	SB-A	CAREER HIGHS	
2021*	.353	43-7	119	34	42	8	0	0	27	0-0		
2022*	.371	39-7	124	29	46	9	1	1	43	4-4		
2023	.150	11-4	20	2	3	0	0	0	4	0-0		
TOTAL	.346	91-4	263	65	91	17	1	1	74	4-4		
SEASON HIGHS											CAREER HIGHS	
AB: 4, vs. South Alabama (3/21)											5, seven times	
R: 1, two times											3, six times	
H: 2, vs. South Alabama (3/21)											3, five times	
2B: --											2, two times	
HR: --											1, at Southwestern (4/6/22)	
RBI: 2, vs. North Alabama (3/28)											5, at Southwestern (4/6/22)	

PITCHER PROFILES

46 • CHASE ALLSUP RHP

6-1 • 238 • SO • Dothan, AL • Dothan
 • Made two starts at the beginning of the season and has made seven straight relief appearances since

CAREER STATISTICS												
YEAR	ERA	W-L	G/S	IP	H	R	ER	BB	K	BAA	CAREER HIGHS	
2022	3.38	1-0	23/0	29.1	24	15	11	17	36	.226		
2023	7.02	0-0	9/2	16.2	26	14	13	11	20	.356		
TOTAL	4.70	1-0	32/2	46.0	50	29	24	28	56	.279		
SEASON HIGHS											CAREER HIGHS	
IP: 3.2, vs. USC (2/24)											3.2, vs. USC (2/24/23)	
H: 5, vs. USC (2/24)											5, vs. USC (2/24/23)	
R: 3, vs. GT (3/14)											4, vs. Ole Miss (3/18/22)	
ER: 3, vs. GT (3/14)											3, vs. GT (3/14/23)	
K: 5, vs. Lipscomb (3/3)											5, two times	
BB: 3, at Florida (4/2)											3, at Florida (4/2/23)	
PC: 72, vs. USC (2/24)											72, vs. USC (2/24/23)	

41 • JOHN ARMSTRONG RHP

5-11 • 225 • SO • Marietta, GA • Harrison
 • Made his first start after 30 relief appearances in the middle game at Florida (4/1)
 • Leads the SEC and ranks 14th in NCAA with five wins
 • Named to the NCBWA Stopper of the Year Watch List

CAREER STATISTICS												
YEAR	ERA	W-L	G/S	IP	H	R	ER	BB	K	BAA	CAREER HIGHS	
2022	4.26	1-0	19/0	19.0	20	13	9	11	21	.294		
2023	4.97	5-1	12/1	25.1	26	18	14	8	19	.257		
TOTAL	4.67	6-1	31/1	44.1	46	31	23	19	40	.272		
SEASON HIGHS											CAREER HIGHS	
IP: 3.1, two times											3.1, two times	
H: 7, at Florida (4/1)											7, at Florida (4/1)	
R: 7, at Florida (4/1)											7, at Florida (4/1/23)	
ER: 4, at Florida (4/1)											4, two times	
K: 4, vs. Lipscomb (3/3)											4, two times	
BB: 3, vs. USC (2/25)											3, vs. USC (2/25/23)	
PC: 51, at Arkansas (3/17)											51, at Arkansas (3/17/23)	

25 • TANNER BAUMAN LHP

6-4 • 208 • JR • Jacksonville, FL • St. John's River
 • Earned his first SEC win after holding Florida scoreless in 4.0 innings in relief (3/31)
 • Started the middle game vs. UGA (3/24)
 • Pitched 2.0 scoreless with two Ks in relief vs. GT (3/14)
 • Pitched a season-high 4.0 innings vs. SLU (3/10)

CAREER STATISTICS												
YEAR	ERA	W-L	G/S	IP	H	R	ER	BB	K	BAA	CAREER HIGHS	
2021*	4.70	2-3	19/4	44.0	47	28	23	18	40	.267		
2022*	5.91	3-10	16/14	77.2	96	69	51	34	100	.292		
2023	3.65	2-0	8/3	24.2	25	11	10	12	23	.263		
TOTAL	5.17	7-13	43/21	146.1	168	108	84	64	163	--		
SEASON HIGHS											CAREER HIGHS	
IP: 4.0, two times											7.0, vs. Fla State Jacksonville (4/5/21)	
H: 7, vs. Southeastern (3/10)											11, at Central Florida (3/25/22)	
R: 3, at Arkansas (3/18)											8, two times	
ER: 3, at Arkansas (3/18)											6, three times	
K: 5, vs. Lipscomb (3/3)											11, vs. Seminole State (3/7/22)	
BB: 3, vs. USC (2/24)											4, three times	
PC: 75, vs. Southeastern (3/10)											75, vs. Southeastern (3/10/23)	

33 • WILL CANNON RHP

6-1 • 187 • SO • Phenix City, AL • NW Florida State
 • Made his first start at Auburn in the series opener at UF
 • Leads the team with a 1.54 ERA in SEC play
 • Is 1-0 with a 1.29 ERA in his last four appearances and 14.0 IP since Mar. 14
 • Earned the win in 3.0 IP in relief vs. UGA (3/23)
 • Matched a career best with 4.2 IP and a season best with 4 Ks at Arkansas (3/19)

CAREER STATISTICS												
YEAR	ERA	W-L	G/S	IP	H	R	ER	BB	K	BAA	CAREER HIGHS	
2022*	3.10	3-2	14/1	29.0	23	10	10	19	30	.213		
2023	2.28	2-0	10/1	23.2	23	8	6	13	23	.267		
TOTAL	2.73	5-2	24/1	52.2	46	18	16	32	53	--		
SEASON HIGHS											CAREER HIGHS	
IP: 4.2, at Arkansas (3/19)											4.2, two times	
H: 5, at Florida (3/31)											5, at Florida (3/31/23)	
R: 3, vs. Southeastern (3/11)											3, two times	
ER: 2, at JSU (3/8)											3, vs. TNXL (3/5/22)	
K: 4, two times											5, vs. Chipola (4/9/22)	
BB: 3, at Florida (3/31)											5, vs. Chipola (4/9/22)	
PC: 77, at Florida (3/31)											77, at Florida (3/31/23)	

23 • P. CARLSON RHP

6-1 • 184 • SO • Mobile, Ala. • Faith Academy
 • Is T-3rd on the team with nine relief appearances
 • Has allowed two earned runs in his last six appearances
 • Logged a season high 1.2 IP and 3 Ks vs. UGA (3/25)

CAREER STATISTICS												
YEAR	ERA	W-L	G/S	IP	H	R	ER	BB	K	BAA	CAREER HIGHS	
2022	8.59	1-1	5/0	7.1	8	7	7	3	10	.267		
2023	5.14	1-0	9/0	7.0	11	6	4	7	12	.324		
TOTAL	6.91	2-1	14/0	14.1	19	13	11	10	22	.297		
SEASON HIGHS											CAREER HIGHS	
IP: 1.2, vs. Georgia (3/25)											3.0, vs. Rhode Island (3/6/22)	
H: 3, two times											3, three times	
R: 3, vs. FAMU (3/1)											3, two times	
ER: 1, four times											3, vs. MTSU (3/13/22)	
K: 3, two times											4, vs. Rhode Island (3/6/22)	
BB: 2, vs. FAMU (3/1)											2, two times	
PC: 40, vs. Georgia (3/25)											40, two times	

54 • K. COPELAND LHP

6-2 • 185 • SR • Mobile, AL • Pensacola State
 • Pitched an Auburn high 5.0 scoreless innings and matched a season high with 6 Ks at JSU (3/8)
 • Is 1-1 with a 3.18 ERA in three starts this season

CAREER STATISTICS												
YEAR	ERA	W-L	G/S	IP	H	R	ER	BB	K	BAA	CAREER HIGHS	
2020*	5.28	0-2	3/1	15.1	19	12	9	7	8	.297		
2021*	1.74	7-1	12/8	57.0	43	14	11	16	81	.201		
2022	4.20	3-0	9/2	15.0	20	11	7	8	19	.328		
2023	9.53	1-1	8/3	17.0	28	18	14	8	18	.378		
AU	7.03	4-1	17/5	32.0	48	29	25	12	37	.356		
TOTAL	3.88	11-4	33/16	104.1	110	55	45	35	126	--		
SEASON HIGHS											CAREER HIGHS	
IP: 5.0, at JSU (3/8)											7.0, two times	
H: 6, vs. CT (3/14)											11, at Chipola (3/20/21)	
R: 5, vs. CT (3/14)											5, vs. CT (3/14/23)	
ER: 5, vs. CT (3/14)											5, vs. CT (3/14/23)	
K: 6, two times											12, at NW FL State (4/30/21)	
BB: 1, four times											2, nine times	
PC: 66, vs. UNA (2/21)											68, vs. Kennesaw St. (4/20/22)	

77 • Z. CROTCHFELT LHP

6-2 • 210 • FR • Jackson, N.J. • Jackson Memorial
 • Made four straight weekend starts from 3/5-25 before pitching in relief at Florida (4/1)
 • Matched a season high with 5 Ks at Arkansas (3/18)
 • Rated the No. 183 starting pitcher by D1 Baseball
 • Ranked the No. 93 player in the 2022 class by PG

CAREER STATISTICS												
YEAR	ERA	W-L	G/S	IP	H	R	ER	BB	K	BAA	CAREER HIGHS	
2023	6.75	0-2	7/4	25.1	29	23	19	13	25	.279		
SEASON HIGHS											CAREER HIGHS	
IP: 5.0, vs. Southeastern (3/11)											5.0, vs. Southeastern (3/11/23)	
H: 6, vs. Georgia (3/25)											6, vs. Georgia (3/25/23)	
R: 6, at Arkansas (3/18)											6, at Arkansas (3/18/23)	
ER: 4, two times											4, two times	
K: 5, two times											5, two times	
BB: 3, two times											3, two times	
PC: 82, vs. Southeastern (3/11)											82, vs. Southeastern (3/11/23)	

45 • J. GONZALEZ RHP

6-4 • 233 • JR • Humacao, PR • Leadership CA
 • Turned

29 • C. HERBERHOLZ RHP

5-11 • 197 • R-JR • Scottsboro, AL • Southern Union

- Pitched 2.0 scoreless and struck out three at UF (4/1)
- Is 2nd on the team with a 2.00 ERA in SEC play and has 8 Ks to 2 BBs in 9.0 IP
- Retired all 6 batters faced w/ 3 Ks at Arkansas (3/18)

CAREER STATISTICS

YEAR	ERA	W-L	G/S	IP	H	R	ER	BB	K	BAA
2020*	10.43	0-4	5/4	14.2	17	19	17	10	13	.288
2021*	13.50	0-0	1/0	0.2	0	1	1	1	1	.000
2022*	2.40	4-0	10/7	56.1	41	24	15	11	55	.179
2023	6.10	0-1	9/3	20.2	30	17	14	6	20	.345
TOTAL	4.58	4-5	25/14	92.1	88	61	47	28	90	--

SEASON HIGHS

IP: 4.0, vs. USC (2/25)
 H: 6, two times
 R: 4, vs. Lipscomb (3/4)
 ER: 4, vs. Lipscomb (3/4)
 K: 4, vs. USC (2/25)
 BB: 1, six times
 PC: 68, vs. USC (2/25)

CAREER HIGHS

7.2, at Beville State (4/15/22)
 7, vs. Shelton State (3/31/22)
 7, at Wallace State (3/24/22)
 6, at N.C. State (2/23/20)
 4, vs. Bradley (2/29/20)
 78, vs. Evansville (2/16/20)

17 • TREVOR HORNE RHP

6-3 • 203 • R-FR • Phenix City, AL • Glenwood

- Matched a season high with 1.2 IP vs. GT (3/14)
- Made a pair of scoreless appearances vs. SLU (3/10-11)
- Retired all four batters he faced with a K in the finale

CAREER STATISTICS

YEAR	ERA	W-L	G/S	IP	H	R	ER	BB	K	BAA
2023	6.75	0-0	6/0	6.2	6	5	5	3	7	.231

SEASON HIGHS

IP: 1.2, two times
 H: 3, vs. GT (3/14)
 R: 3, vs. Georgia (3/25)
 ER: 3, vs. Georgia (3/25)
 K: 3, vs. FAMU (3/1)
 BB: 2, vs. Georgia (3/25)
 PC: 27, vs. GT (3/14)

CAREER HIGHS

1.2, two times
 3, vs. GT (3/14/23)
 3, vs. Georgia (3/25/23)
 3, vs. Georgia (3/25/23)
 3, vs. FAMU (3/1/23)
 2, vs. Georgia (3/25/23)
 27, vs. GT (3/14/23)

43 • CHASE ISBELL RHP

6-2 • 210 • SR • Springville, AL • Samford

- Pitched a scoreless frame to end the series opener at UF
- Earned a save in back-to-back appearances vs. USA (3/21) and UGA (3/24)
- Earned the win in 2.0 scoreless IP vs. GT (3/14)
- Pitched an immaculate inning vs. UNA (2/21)
- Named to the NCBWA Stopper of the Year Watch List

CAREER STATISTICS

YEAR	ERA	W-L	G/S	IP	H	R	ER	BB	K	BAA
2020*	3.38	1-0	5/0	5.1	3	4	2	7	6	.167
2021*	2.32	4-2	26/0	31.0	19	9	8	13	44	.173
2022	4.82	1-1	14/0	18.2	17	10	10	14	23	.243
2023	7.56	2-1	14/1	16.2	17	14	14	8	26	.258
AU	6.11	3-2	28/1	35.1	34	24	24	22	49	.250
TOTAL	4.27	8-4	58/1	71.2	56	37	34	42	99	--

SEASON HIGHS

IP: 3.1 vs. Lipscomb (3/4)
 H: 4, vs. Lipscomb (3/4)
 R: 4, vs. USC (2/26)
 ER: 4, vs. USC (2/26)
 K: 7, vs. Lipscomb (3/4)
 BB: 2, at JSU (3/8)
 PC: 56, vs. Lipscomb (3/4)

CAREER HIGHS

3.1, vs. Lipscomb (3/4/23)
 5, vs. Vandy (4/9/22)
 5, at LSU (4/1/22)
 5, at LSU (4/1/22)
 7, vs. Lipscomb (3/4/23)
 3, at Samford (5/17/22)
 57, at ETSU (5/21/21)

22 • HAYDEN MURPHY RHP

6-3 • 185 • FR • Chula, GA • Tiftarea Academy

- Struck out the first two batters he faced in his SEC debut at Florida (4/2)
- Pitched a season-high 2.0 innings vs. USA (3/21)
- Held the Jaguars scoreless in his first two frames before allowing the first four batters of the 7th inning to reach

CAREER STATISTICS

YEAR	ERA	W-L	G/S	IP	H	R	ER	BB	K	BAA
2023	9.82	0-0	6/0	7.1	12	8	8	4	2	.343

SEASON HIGHS

IP: 2.0, vs. South Alabama (3/21)
 H: 3, three times
 R: 5, at Florida (4/2)
 ER: 5, at Florida (4/2)
 K: 2, at Florida (4/2)
 BB: 2, at Florida (4/2)
 PC: 32, vs. South Alabama (3/21)

CAREER HIGHS

2.0, vs. South Alabama (3/21/23)
 3, three times
 5, at Florida (4/2/23)
 5, at Florida (4/2/23)
 2, at Florida (4/2/23)
 2, at Florida (4/2/23)
 32, vs. South Alabama (3/21/23)

12 • DREW NELSON LHP

5-11 • 198 • FR • Troy, AL • Pike Liberal Arts

- Pitched a 7.0 inning complete game vs. UNA (3/28)
- Went 2-0 with a 1.17 ERA with 17 strikeouts and 4 BB in 15.1 IP from 3/11-28
- Has earned a win in back-to-back midweek starts - 11.0 IP, 4 H, 1R/ER, 2 BB, 9 K
- Pitched 1.2 innings with 5 Ks at Arkansas (3/17)

CAREER STATISTICS

YEAR	ERA	W-L	G/S	IP	H	R	ER	BB	K	BAA
2023	6.27	2-2	7/3	18.2	13	14	13	10	19	.191

SEASON HIGHS

IP: 7.0, vs. North Alabama (3/28)
 H: 4, vs. USC (2/26)
 R: 4, two times
 ER: 4, two times
 K: 7, vs. North Alabama (3/28)
 BB: 3, two times
 PC: 93, vs. North Alabama (3/28)

CAREER HIGHS

7.0, vs. North Alabama (3/28/23)
 4, vs. USC (2/26/23)
 4, two times
 4, two times
 7, vs. North Alabama (3/28/23)
 3, two times
 93, vs. North Alabama (3/28/23)

44 • RYAN OLSON RHP

6-1 • 206 • FR • Auburn, AL • Auburn

CAREER STATISTICS

YEAR	ERA	W-L	G/S	IP	H	R	ER	BB	K	BAA
2023	21.60	0-0	3/0	1.2	6	4	4	2	3	.600

SEASON HIGHS

IP: 1.0, vs. FAMU (3/1)
 H: 3, vs. Southeastern (3/11)
 R: 3, vs. Southeastern (3/11)
 ER: 3, vs. Southeastern (3/11)
 K: 2, vs. FAMU (3/1)
 BB: 2, vs. Indiana (2/19)
 PC: 26, vs. FAMU (3/1)

CAREER HIGHS

1.0, vs. FAMU (3/1/23)
 3, vs. Southeastern (3/11/23)
 3, vs. Southeastern (3/11/23)
 3, vs. Southeastern (3/11/23)
 2, vs. FAMU (3/1/23)
 2, vs. Indiana (2/19/23)
 26, vs. FAMU (3/1/23)

20 • TOMMY SHEEHAN LHP

6-0 • 210 • Gr. • Brielle, NJ • Notre Dame

- Hasn't made an appearance since Feb. 18
- Allowed just one earned run in his final seven appearances and 15.0 innings in 2022

CAREER STATISTICS

YEAR	ERA	W-L	G/S	IP	H	R	ER	BB	K	BAA
2018*	5.74	2-4	14/14	62.2	62	43	40	41	27	.264
2019*	4.58	5-6	15/15	92.1	100	62	47	23	62	.268
2020*	2.70	3-0	4/4	23.1	18	7	7	5	22	.202
2021*	6.75	0-1	2/2	8.0	10	6	6	5	10	.303
2022	4.28	2-0	16/3	33.2	25	18	16	22	29	.207
2023	0.00	0-0	1/0	0.1	0	0	0	2	1	.000
AU	4.24	2-0	17/3	34.0	25	18	16	24	30	.205
TOTAL	4.74	12-11	52/37	220.1	215	136	116	98	151	--

SEASON HIGHS

IP: 0.1, vs. Indiana (2/18)
 H: --
 R: --
 ER: --
 K: 1, vs. Indiana (2/18)
 BB: 2, vs. Indiana (2/18)
 PC: 20, vs. Indiana (2/18)

CAREER HIGHS

9.0, two times
 13, vs. North Carolina (4/13/19)
 11, vs. North Carolina (4/13/19)
 8, vs. North Carolina (4/13/19)
 9, at UAB (2/14/20)
 6, vs. Purdue (2/24/18)
 112, vs. North Carolina (4/13/19)

21 • TOMMY VAIL LHP

5-11 • 190 • Gr. • Seattle, WA • TCU/Notre Dame

- Is the NCAA active leader in H/9.0 IP (5.25)
- Turned in 4.2 IP with 6 Ks in the finale at Florida (4/2)
- Pitched a career high 5.2 innings with 8 Ks vs. UAB (3/7)
- Was teammates with Tommy Sheehan at ND from 2018-21 before spending last season at TCU

CAREER STATISTICS

YEAR	ERA	W-L	G/S	IP	H	R	ER	BB	K	BAA
2018*	3.90	3-2	27/1	27.2	24	16	12	24	30	.231
2019*	3.27	3-2	25/2	44.0	24	19	16	26	61	.157
2020*	2.08	3-0	7/0	17.1	5	6	4	3	24	.086
2021*	DNP-INJURED									
2022*	3.65	1-0	13/0	12.1	9	5	5	6	15	.205
2023	4.28	2-1	8/6	27.1	13	14	13	17	35	.138
TOTAL	3.50	11-5	80/9	128.2	75	60	50	76	165	--

SEASON HIGHS

IP: 5.2, vs. UAB (3/7)
 H: 7, vs. Georgia (3/23)
 R: 5, at Florida (4/2)
 ER: 4, three times
 K: 8, vs. UAB (3/7)
 BB: 5, at Florida (4/2)
 PC: 92, at Florida (4/2)

CAREER HIGHS

5.2, vs. UAB (3/7/23)
 7, vs. Georgia (3/23/23)
 5, at Florida (4/2/23)
 4, three times
 9, vs. Toledo (2/22/20)
 5, two times
 92, two times

AUBURN IN THE NATIONAL AND SEC RANKINGS

(as of Apr. 3)

TEAM	TOTAL	NCAA	SEC
Doubles	64	18	1
41 JOHN ARMSTRONG Wins	5	14	1
5 KASON HOWELL Doubles	12	22	2
18 IKE IRISH Doubles Hits	16 47	2 13	1 4
12 DREW NELSON Complete games	1	9	1
8 BRYSON WARE Total bases Home runs Slugging percentage RBI	94 14 .887 38	4 5 5 24	2 3 3 9

PITCHING CAREERS

CHASE ALLSUP'S AUBURN APPEARANCES

2022 - FRESHMAN YEAR												
Date	Opp (Res.)	DEC	QS	IP	H	R	ER	BB	SO	HR	ERA	NP
2/20	vs. Kansas State (W, 12-1)	-	-	1.0	0	0	0	0	3	0	0.00	14
2/25	YALE (W, 9-0)	-	-	1.0	0	0	0	2	2	0	0.00	25
3/2	UAB (W, 16-1)	-	-	1.0	0	0	0	1	2	0	0.00	20
3/9	vs. Tennessee Tech (W, 4-3)	-	-	2.0	2	0	0	1	3	0	0.00	39
3/13	MIDDLE TENNESSEE-G1 (W, 10-7)	-	-	1.1	3	1	0	1	3	0	0.00	35
3/18	#1 OLE MISS (W, 19-5)	-	-	1.1	2	4	2	2	2	1	2.35	49
3/26	at Texas A&M (L, 4-5 [11])	-	-	0.1	0	0	0	0	0	0	2.25	1
3/27	at Texas A&M (W, 13-9)	W	-	1.0	0	1	0	1	0	0	2.00	19
4/5	at UAB (W, 6-4)	S	-	2.1	2	1	1	0	2	1	2.38	34
4/12	SAMFORD (W, 4-1)	-	-	2.0	1	0	0	0	5	0	2.03	33
4/19	ALABAMA STATE (W, 6-5 [10])	-	-	0.2	0	0	0	2	0	0	1.93	15
4/22	SOUTH CAROLINA (W, 6-3)	-	-	0.2	0	0	0	0	0	0	1.84	5
4/26	at Jax State (W, 8-4)	-	-	2.2	2	1	1	0	3	1	2.08	31
4/30	at #1 Tennessee (W, 8-6)	-	-	1.1	2	1	1	1	1	0	2.41	41
5/6	#3 ARKANSAS (L, 8-11)	-	-	1.2	1	0	0	1	0	0	2.21	21
5/8	#3 ARKANSAS (L, 4-7)	-	-	0.2	1	1	1	2	0	0	2.57	22
5/14	ALABAMA (W, 6-4)	S	-	2.0	1	0	0	0	2	0	2.35	21
5/17	at Samford (W, 8-4)	-	-	1.0	1	0	0	1	2	0	2.25	21
5/20	at Kentucky (W, 6-3)	-	-	1.0	1	1	1	0	1	1	2.52	14
5/21	at Kentucky (L, 3-6)	-	-	2.0	2	1	1	0	2	0	2.67	28
5/25	vs. Kentucky (L, 1-3)	-	-	1.0	0	0	0	0	3	0	2.57	20
6/12	at #3 Oregon State (L, 3-4)	-	-	0.2	1	1	1	1	0	0	2.83	11
6/21	vs. Arkansas (L, 1-11)	-	-	0.2	2	2	2	1	1	0	3.38	21

2023 - SOPHOMORE YEAR

Date	Opp (Res.)	DEC	QS	IP	H	R	ER	BB	SO	HR	ERA	NP
2/17	*INDIANA (W, 8-4)	-	-	2.0	3	2	2	2	4	1	9.00	48
2/24	*USC (W, 5-3)	-	-	3.2	5	1	1	2	2	0	4.76	72
3/3	LIPSCOMB (W, 7-3)	S	-	3.0	1	1	1	2	5	1	4.15	55
3/7	UAB (W, 4-1)	S	-	3.1	3	1	1	1	3	0	3.75	46
3/11	SOUTHEASTERN (L, 3-8)	-	-	1.0	4	2	2	0	2	0	4.85	23
3/14	GEORGIA TECH (W, 12-11 [12])	-	-	0.2	4	3	3	0	0	0	6.59	20
3/19	at #3 Arkansas (L, 0-5)	-	-	0.1	4	2	2	0	1	0	7.71	19
3/24	GEORGIA (W, 6-3)	-	-	2.2	1	1	0	1	3	0	6.48	50
4/2	at #2 Florida (L, 8-17)	-	-	0.0	1	1	1	3	0	0	7.02	25

JOHN ARMSTRONG'S AUBURN APPEARANCES

2022 - FRESHMAN YEAR												
Date	Opp (Res.)	DEC	QS	IP	H	R	ER	BB	SO	HR	ERA	NP
2/18	vs. Oklahoma (L, 0-3)	-	-	1.0	0	0	0	0	1	0	0.00	8
2/19	vs. #12 Texas Tech (W, 2-1)	-	-	0.2	0	0	0	1	0	0	0.00	13
2/25	YALE (W, 9-0)	-	-	0.2	0	0	0	0	2	0	0.00	9
2/26	YALE-G2 (L, 4-5 [10])	-	-	0.2	1	0	0	0	1	0	0.00	12
3/1	ALABAMA STATE (W, 13-7)	-	-	0.2	1	0	0	0	2	0	0.00	16
3/9	vs. Tennessee Tech (W, 4-3)	-	-	0.1	1	0	0	0	1	0	0.00	5
3/11	MIDDLE TENNESSEE (L, 8-10)	-	-	0.1	0	3	0	2	1	0	0.00	18
3/17	#1 OLE MISS (L, 6-13)	-	-	0.0	2	3	2	2	0	0	4.15	19
3/22	vs. South Alabama (W, 13-12)	-	-	0.1	0	0	0	0	0	0	3.86	4
3/29	JAX STATE (L, 2-5)	-	-	1.1	1	0	0	1	0	0	3.00	26
5/8	#3 ARKANSAS (L, 4-7)	-	-	2.2	0	0	0	1	4	0	2.08	40
5/13	ALABAMA (W, 3-2)	W	-	2.2	1	0	0	0	3	0	1.59	29
5/17	at Samford (W, 8-4)	-	-	2.1	1	0	0	0	3	0	1.32	29
5/20	at Kentucky (L, 1-5)	-	-	0.2	1	0	0	0	2	0	1.26	10
5/21	at Kentucky (L, 3-6)	-	-	0.0	3	2	2	1	0	0	2.51	11
6/4	FLORIDA STATE (W, 21-7)	-	-	2.0	3	1	1	1	0	0	2.76	24
6/11	at #3 Oregon State (W, 7-5)	-	-	1.0	0	0	0	1	0	0	2.60	15
6/12	at #3 Oregon State (L, 3-4)	-	-	0.2	2	0	0	0	0	0	2.50	9
6/21	vs. Arkansas (L, 1-11)	-	-	1.0	4	4	4	1	1	1	4.26	24

2023 - SOPHOMORE YEAR

Date	Opp (Res.)	DEC	QS	IP	H	R	ER	BB	SO	HR	ERA	NP
2/17	INDIANA (W, 8-4)	-	-	3.1	0	0	0	1	3	0	0.00	48
2/21	vs. North Alabama (W, 13-1)	-	-	1.1	1	0	0	0	2	0	0.00	18
2/24	USC (W, 5-3)	W	-	0.1	0	0	0	0	0	0	0.00	2
2/25	USC (W, 12-6)	W	-	1.2	1	3	3	3	1	0	4.05	34
3/3	LIPSCOMB (W, 7-3)	W	-	2.1	2	1	1	0	4	1	4.00	44
3/5	LIPSCOMB (W, 4-3)	W	-	3.0	0	0	0	0	2	0	3.00	43
3/10	SOUTHEASTERN (W, 7-1)	S	-	3.1	0	0	0	1	1	0	2.35	46
3/14	GEORGIA TECH (W, 12-11 [12])	-	-	1.0	3	1	1	0	2	0	2.76	18
3/17	at #3 Arkansas (L, 2-7)	-	-	2.0	5	3	2	1	2	0	3.44	51
3/21	vs. South Alabama (W, 6-5)	-	-	2.0	2	3	3	1	1	2	4.43	33
3/24	GEORGIA (W, 6-3)	W	-	2.2	5	0	0	1	0	0	3.91	39
4/1	*at #2 Florida (L, 5-12)	L	-	2.1	7	7	4	0	1	1	4.97	50

TANNER BAUMAN'S AUBURN APPEARANCES

2023 - JUNIOR YEAR												
Date	Opp (Res.)	DEC	QS	IP	H	R	ER	BB	SO	HR	ERA	NP
2/17	INDIANA (W, 8-4)	W	-	2.2	1	2	1	1	3	0	3.38	52
2/24	USC (W, 5-3)	-	-	3.2	1	2	2	3	3	0	4.26	52
3/3	*LIPSCOMB (W, 7-3)	-	-	3.2	4	1	1	1	5	1	3.60	73
3/10	*SOUTHEASTERN (W, 7-1)	-	-	4.0	7	1	1	1	3	0	3.21	75
3/14	GEORGIA TECH (W, 12-11 [12])	-	-	2.0	3	0	0	0	2	0	2.81	33
3/18	at #3 Arkansas (L, 3-9)	-	-	2.0	4	3	3	2	1	0	4.00	47
3/24	*GEORGIA (W, 6-3)	-	-	2.2	4	2	2	2	1	1	4.35	56
3/31	at #2 Florida (W, 10-1)	W	-	4.0	1	0	0	2	4	0	3.65	68

WILL CANNON'S AUBURN APPEARANCES

2023 - SOPHOMORE YEAR												
Date	Opp (Res.)	DEC	QS	IP	H	R	ER	BB	SO	HR	ERA	NP
2/17	INDIANA (W, 8-4)	-	-	1.0	1	0	0	0	2	0	0.00	23
2/24	USC (W, 5-3)	S	-	1.1	2	0	0	1	1	0	0.00	26
2/25	USC (W, 12-6)	S	-	1.2	2	0	0	1	1	0	0.00	24

3/4	LIPSCOMB (W, 12-11)	W	-	2.0	2	1	1	2	2	0	1.50	36
3/8	at Jacksonville State (W, 6-3)	S	-	2.2	3	2	2	1	4	0	3.12	45
3/11	SOUTHEASTERN (L, 3-8)	-	-	1.0	4	3	1	1	1	1	3.72	30
3/14	GEORGIA TECH (W, 12-11 [12])	-	-	2.1	1	0	0	0	3	0	3.00	41
3/19	at #3 Arkansas (L, 0-5)	-	-	4.2	2	0	0	2	4	0	2.16	58
3/23	GEORGIA (W, 7-6 [11])	W	-	3.0	1	1	1	2	3	0	2.29	50
3/31	*at #2 Florida (W, 10-1)	-	-	4.0	5	1	1	3	2	0	2.28	77

PARKER CARLSON'S AUBURN APPEARANCES

2022 - FRESHMAN YEAR												
Date	Opp (Res.)	DEC	QS	IP	H	R	ER	BB	SO	HR	ERA	NP
2/23	TROY (W, 13-1)	-	-	1.0	0	0	0	0	1	0	0.00	8
2/26	YALE-G2 (L, 4-5 [10])	-	-	1.0	2	1	1	0	1	1	4.50	17
3/6	RHODE ISLAND (W, 14-1)	W	-	3.0	2	1	1	1	4	1	3.60	40
3/13	MIDDLE TENNESSEE-G1 (W, 10-7)	-	-	0.2	3	3	3	0	2	1	7.94	24
3/29	JAX STATE (L, 2-5)	L	-	1.2	1	2	2	2	2	0	8.59	34

2023 - SOPHOMORE YEAR

Date	Opp (Res.)	DEC	QS	IP	H	R	ER	BB	SO	HR	ERA	NP
2/19	INDIANA (L, 2-11)	-	-	0.2	3	1	1	0	1	0	13.50	18
2/26	USC (T, 12-12)	-	-	0.1	0	0	0	0	1	0	9.00	6
3/1	FLORIDA A&M (W, 18-8)	-	-	1.0	2	3	1	2	3	0	9.00	27
3/5	LIPSCOMB (W, 4-3)	-	-	0.1	0	0	0	1	1	0	7.71	10
3/10	SOUTHEASTERN (W, 7-1)	W	-	1.0	0	0	0	0	2	0	5.40	15
3/11	SOUTHEASTERN (L, 7-8)	-	-	0.2	1	0	0	1	0	0	4.50	18
3/17	at #3 Arkansas (L, 2-7)	-	-	0.1	0	0	0	1	0	0	4.15	7
3/25	GEORGIA (L, 7-24 [8])	-	-	1.2	3	1	1	1	3	0	4.50	40
4/1	at #2 Florida (L, 5-12)	-	-	1.0	2	1	1	1	1	0	5.14	26

KONNER COPELAND'S AUBURN APPEARANCES

2022 - JUNIOR YEAR												
Date	Opp (Res.)	DEC	QS	IP	H	R	ER	BB	SO	HR	ERA	NP
3/1	*ALABAMA STATE (W, 13-7)	-	-	2.1	5	1	0	2	1	0	0.00	52
4/1	at #12 LSU (L, 2-9)	-	-	0.1	0	0	0	0	0	0	0.00	1
4/15	at Mississippi State (L, 5-9)	-	-	0.1	0	0	0	0	1	0	0.00	3
4/20	*KENNESAW STATE (W, 14-1)	W	-	4.0	2	0	0	1	8	0	0.00	68
4/26	at Jax State (W, 8-4)	W	-	1.1	3	2	2	1	1	0	2.16	25
4/30	at #1 Tennessee (W, 8-6)	W	-	2.0	3	1	1	0	2	1	2.61	41
5/6	#3 ARKANSAS (L, 8-11)	-	-	1.1	2	4	4	2	1	2	5.40	32
5/10	at Troy (W, 11-4)	-										

AUBURN 2023 AUBURN BASEBALL GAME NOTES

4/24	*SOUTH CAROLINA (W, 2-0)	W	X	7.0	7	0	0	0	4	0	1.71	89
5/1	*at #1 Tennessee (L, 3-5)	L	-	7.1	7	5	5	1	2	2	2.30	91
5/7	*#3 ARKANSAS (L, 4-7)	L	-	2.2	9	5	5	0	0	1	2.98	53
5/21	*at Kentucky (L, 3-6)	-	-	5.0	3	0	0	2	3	0	2.74	79
6/4	*FLORIDA STATE (W, 21-7)	W	X	6.0	4	3	3	3	4	0	2.90	96
6/12	*at #3 Oregon State (L, 3-4)	L	-	5.1	7	3	2	0	5	2	2.95	77
6/18	*vs. Ole Miss (L, 1-5)	L	-	5.0	7	4	4	1	7	1	3.22	73

2023 - JUNIOR YEAR

Date	Opp (Res.)	DEC	QS	IP	H	R	ER	BB	SO	HR	ERA	NP
2/18	*INDIANA (W, 6-1)	W	-	5.0	2	0	0	0	1	0	0.00	41

CHRISTIAN HERBERHOLZ'S AUBURN APPEARANCES

2023 - REDSHIRT JUNIOR YEAR

Date	Opp (Res.)	DEC	QS	IP	H	R	ER	BB	SO	HR	ERA	NP
2/19	INDIANA (L, 2-11)	-	-	1.1	3	3	3	1	2	0	20.25	39
2/25	*USC (W, 12-6)	-	-	4.0	5	3	2	1	4	1	8.44	68
3/4	*LIPSCOMB (W, 12-11)	-	-	3.0	6	4	4	1	2	2	9.72	60
3/8	at Jacksonville State (W, 6-3)	-	-	0.1	1	1	0	0	1	0	9.35	13
3/11	*SOUTHEASTERN (L, 7-8)	L	-	3.0	6	3	3	1	3	0	9.26	65
3/18	at #3 Arkansas (L, 3-9)	-	-	2.0	0	0	0	0	3	0	7.90	25
3/23	GEORGIA (W, 7-6 [11])	-	-	3.0	2	1	1	0	0	0	7.02	25
3/25	GEORGIA L, 7-24 [8]	-	-	2.0	2	2	1	1	2	0	6.75	25
4/1	at #2 Florida (L, 5-12)	-	-	2.0	5	0	0	1	3	0	6.10	33

TREVOR HORNE'S AUBURN APPEARANCES

2023 - REDSHIRT FRESHMAN YEAR

Date	Opp (Res.)	DEC	QS	IP	H	R	ER	BB	SO	HR	ERA	NP
2/19	INDIANA (L, 2-11)	-	-	1.2	1	0	0	0	0	0	0.00	23
3/1	FLORIDA A&M (W, 18-8)	-	-	1.0	1	1	1	0	3	1	3.38	14
3/10	SOUTHEASTERN (W, 7-1)	-	-	0.2	0	0	0	1	1	0	2.70	18
3/11	SOUTHEASTERN (L, 7-8)	-	-	1.1	0	0	0	0	1	0	1.93	19
3/14	GEORGIA TECH (W, 12-11 [12])	-	-	1.2	3	1	1	0	1	0	2.84	27
3/25	GEORGIA (L, 7-24 [8])	-	-	0.1	1	3	3	2	1	0	6.75	18

CHASE ISBELLS' AUBURN APPEARANCES

2022 - JUNIOR YEAR

Date	Opp (Res.)	DEC	QS	IP	H	R	ER	BB	SO	HR	ERA	NP
3/22	vs. South Alabama (W, 13-12)	-	-	1.0	1	0	0	0	1	0	0.00	18
3/26	at Texas A&M (L, 4-5 [11])	L	-	2.1	2	1	1	0	3	0	2.70	45
4/1	at LSU (L, 2-9)	-	-	0.2	3	5	5	2	0	0	13.50	27
4/5	at UAB (W, 6-4)	-	-	0.1	0	0	0	1	0	0	12.46	11
4/9	#12 VANDERBILT (L, 4-19)	-	-	1.0	5	3	3	0	1	0	15.19	31
4/15	at Mississippi State (L, 5-9)	-	-	1.0	1	0	0	1	2	0	12.79	21
4/22	KENNESAW STATE (W, 14-1)	-	-	1.0	0	0	0	1	1	0	11.05	15
4/29	at #1 Tennessee (L, 4-17)	-	-	1.0	1	0	0	0	1	0	9.72	12
5/7	#3 ARKANSAS (W, 5-3)	-	-	2.1	1	1	1	1	3	0	8.44	37
5/10	at Troy (W, 11-4)	W	-	1.0	0	0	0	1	1	0	7.71	17
5/17	at Samford (W, 8-4)	-	-	0.2	0	0	0	3	0	0	7.30	28
5/20	at Kentucky (L, 1-5)	-	-	2.0	2	0	0	1	3	0	6.28	32
6/12	at #3 Oregon State (L, 3-4)	-	-	2.2	0	0	0	2	4	0	5.29	41
6/21	vs. Arkansas (L, 1-11)	-	-	1.2	1	0	0	1	3	0	4.82	33

2023 - SENIOR YEAR

Date	Opp (Res.)	DEC	QS	IP	H	R	ER	BB	SO	HR	ERA	NP
2/18	INDIANA (W, 6-1)	-	-	1.2	2	1	1	1	2	0	5.40	36
2/21	vs. North Alabama (W, 13-1)	-	-	2.0	1	0	0	0	4	0	2.45	21
2/26	*USC (T, 12-12)	-	-	0.0	3	4	4	1	0	2	12.27	13
3/4	LIPSCOMB (W, 12-11)	-	-	3.1	4	2	2	0	7	1	9.00	56
3/8	at Jacksonville State (W, 6-3)	W	-	1.0	1	0	0	2	2	0	7.88	27
3/11	SOUTHEASTERN (L, 3-8)	L	-	1.1	2	3	3	0	1	0	9.64	25
3/14	GEORGIA TECH (W, 12-11 [12])	W	-	2.0	1	0	0	0	2	0	7.94	21
3/17	at #3 Arkansas (L, 2-7)	-	-	0.2	1	0	0	0	0	0	7.50	8
3/19	at #3 Arkansas (L, 0-5)	-	-	0.1	0	0	0	0	1	0	7.30	7
3/21	vs. South Alabama (W, 6-5)	S	-	1.0	0	0	0	0	1	0	6.75	11
3/24	GEORGIA (W, 6-3)	S	-	1.0	0	0	0	1	2	0	6.28	18
3/25	GEORGIA (L, 7-24 [8])	-	-	0.2	1	3	3	2	1	1	7.80	22
3/31	at #2 Florida (W, 10-1)	-	-	1.0	0	0	0	1	1	0	7.31	23
4/2	at #2 Florida (L, 8-17)	-	-	0.2	1	1	1	0	2	0	7.56	12

CAMERON KESHOCK'S AUBURN APPEARANCES

2023 - FRESHMAN YEAR

Date	Opp (Res.)	DEC	QS	IP	H	R	ER	BB	SO	HR	ERA	NP
3/1	FLORIDA A&M (W, 18-8)	-	-	0.0	2	4	4	1	0	0	99.00	10
3/11	SOUTHEASTERN (L, 7-8)	-	-	1.0	1	0	0	0	1	0	36.00	8
3/25	GEORGIA (L, 7-24 [8])	-	-	0.0	4	7	7	1	0	0	99.00	18

HAYDEN MURPHY'S AUBURN APPEARANCES

2023 - FRESHMAN YEAR

Date	Opp (Res.)	DEC	QS	IP	H	R	ER	BB	SO	HR	ERA	NP
2/19	INDIANA (L, 2-11)	-	-	0.2	1	0	0	0	0	0	0.00	9
2/26	USC (T, 12-12)	-	-	1.1	1	0	0	1	0	0	0.00	21
3/5	LIPSCOMB (W, 4-3)	-	-	1.2	3	1	1	0	0	0	2.45	28
3/11	SOUTHEASTERN (L, 3-8)	-	-	0.2	1	0	0	0	0	0	2.08	12
3/21	vs. South Alabama (W, 6-5)	-	-	2.0	3	2	2	1	0	1	4.26	32
4/2	at #2 Florida (L, 8-17)	-	-	1.0	3	5	5	2	2	2	9.82	22

DREW NELSON'S AUBURN APPEARANCES

2023 - FRESHMAN YEAR

Date	Opp (Res.)	DEC	QS	IP	H	R	ER	BB	SO	HR	ERA	NP
2/19	*INDIANA (L, 2-11)	L	-	0.2	2	4	4	3	0	1	54.00	32
2/26	USC (T, 12-12)	-	-	1.2	4	4	4	0	1	0	30.86	26
3/11	SOUTHEASTERN (L, 7-8)	-	-	2.2	2	1	1	1	3	0	16.20	43
3/17	at #3 Arkansas (L, 2-7)	-	-	1.2	0	0	0	1	5	0	12.15	30
3/21	*vs. South Alabama (W, 6-5)	W	-	4.0	1	0	0	1	2	0	7.59	65
3/28	*NORTH ALABAMA (W, 14-1 [7])	W	X	7.0	3	1	1	1	7	0	5.09	93
4/2	at #2 Florida (L, 8-17)	L	-	1.0	1	3	3	3	1	0	6.27	29

RYAN OLSON'S AUBURN APPEARANCES

2023 - FRESHMAN YEAR

Date	Opp (Res.)	DEC	QS	IP	H	R	ER	BB	SO	HR	ERA	NP
2/19	INDIANA (L, 2-11)	-	-	0.1	1	1	1	2	0	0	27.00	16
3/1	FLORIDA A&M (W, 18-8)	-	-	1.0	2	0	0	0	2	0	6.75	26
3/11	SOUTHEASTERN (L, 7-8)	-	-	0.1	3	3	3	0	1	0	21.60	10

TOMMY SHEEHAN'S AUBURN APPEARANCES

2022 - FIFTH YEAR

Date	Opp (Res.)	DEC	QS	IP	H	R	ER	BB	SO	HR	ERA	NP
2/18	*vs. Oklahoma (L, 0-3)	-	-	1.0	1	0	0	1	1	0	0.00	33
2/23	*TROY (W, 13-1)	-	-	3.0	1	1	1	3	1	0	2.25	43
3/6	RHODE ISLAND (W, 14-1)	S	-	3.0	0	0	0	1	5	0	1.29	47
3/13	MIDDLE TENNESSEE-G1 (W, 10-7) W	-	-	3.2	4	2	2	2	1	1	2.53	52
3/19	#1 OLE MISS (L, 2-15)	-	-	2.2	5	3	3	0	3	0	4.05	40
3/27	* at Texas A&M (W, 13-9)	-	-	1.0	3	5	5	4	0	0	6.91	38
4/9	#12 VANDERBILT (L, 4-19)	-	-	1.1	2	2	2	2	1	0	7.47	28
4/20	KENNESAW STATE (W, 14-1)	-	-	2.0	0	0	0	0	3	0	6.62	22
4/23	SOUTH CAROLINA (W, 8-6)	-	-	1.0	2	3	2	1	2	0	7.23	24
4/29	at #1 Tennessee (L, 4-17)	-	-	2.1	0	0	0	2	0	0	6.43	35
5/6	#3 ARKANSAS (L, 8-11)	-	-	1.0	1	0	0	0	0	0	6.14	19
5/8	#3 ARKANSAS (L, 4-7)	-	-	0.2	0	1	0	2	1	0	5.96	21
5/14	ALABAMA (W, 6-4)	-	-	4.0	1	0	0	1	4	0	5.06	65
5/20	at Kentucky (L, 1-5)	-	-	2.0	1	1	1	1	1	0	5.02	38
6/11	at #3 Oregon State (W, 7-5)	W	-	3.1	2	0	0	1	3	0	4.50	54
6/20	vs. #2 Stanford (W, 6-2)	-	-	1.2	2	0	0	1	3	0	4.28	33

2023 - SIXTH YEAR

Date	Opp (Res.)	DEC	QS	IP	H	R	ER	BB	SO	HR	ERA	NP
2/18	INDIANA (W, 6-1)	-	-	0.1	0	0	0	2	1	0	0.00	20

TOMMY VAIL'S AUBURN APPEARANCES

2022 - SIXTH YEAR

Date	Opp (Res.)	DEC	QS	IP	H	R	ER	BB	SO	HR	ERA	NP
2/18	INDIANA (W, 6-1)	-	-	2.0	0	0	0	0	1	0	0.00	27
2/25	USC (W, 12-6)	-	-	1.2	1	0	0	2	2	0	0.00	32
3/1	*FLORIDA A&M (W, 18-8)	W	-	4.0	0	0	0	2	6	0	0.00	58
3/7	*UAB (W, 4-1)	W	-	5.2	0	0	0	2	8	0	0.00	87
3/14	*GEORGIA TECH (W, 12-11 [12])	-	-	1.0	1	1	1	0	1	0	0.63	10
3/17	*at #3 Arkansas (L, 2-7)	L	-	3.1	2	4	4	4	4	1	2.55	63
3/23	*GEORGIA (W, 7-6 [11])	-	-	5.0	7	4	4	2	7	0	3.57	85
4/2	*at #2 Florida (L, 8-17)	-	-	4.2	2	5	4	5	6	0	4.28	92

SUPERLATIVES AND MISCELLANEOUS NOTES

STARTS BY POSITION

STARTING PITCHER

Tommy Vail	6	4-2
Zach Crotchfelt	4	1-3
Tanner Bauman	3	3-0
Konner Copeland	3	2-1
Christian Herberholz	3	2-1
Drew Nelson	3	2-1
Chase Allsup	2	2-0
John Armstrong	1	0-1
Will Cannon	1	1-0
Jospeh Gonzalez	1	1-0
Chase Isbell	1	0-0-1

CATCHER

Nate LaRue	19	11-7-1
Ryan Dyal	5	3-2
Carter Wright	4	4-0

FIRST BASE

Ike Irish	12	6-6
Cooper McMurray	11	7-3-1
Cam Hill	3	3-0
Brody Wortham	2	1-1

SECOND BASE

Caden Green	17	11-5-1
Brody Moss	7	5-2
Bryson Ware	4	2-2

THIRD BASE

Bryson Ware	24	16-7-1
Gavin Miller	4	2-2

SHORTSTOP

Cole Foster	25	17-7-1
Caden Green	3	1-2

LEFT FIELD

Chris Stanfield	15	9-6
Bobby Peirce	11	7-3-1
Mike Bello	1	1-0
Josh Hall	1	1-0

CENTER FIELD

Kason Howell	27	17-9-1
Chris Stanfield	1	1-0

RIGHT FIELD

Justin Kirby	26	17-8-1
Josh Hall	2	1-1

DESIGNATED HITTER

Ike Irish	16	12-3-1
Bobby Peirce	4	3-1
Mike Bello	3	0-3
Ryan Dyal	2	2-0
Justin Kirby	2	1-1
Cam Hill	1	0-1

2023 AUBURN & OPPONENT HIGHS

TEAM BATTING

	AUBURN	OPPONENT
Runs in a game	18, vs. FAMU [7] (3/1)	24, Georgia (3/25)
Runs in an inning	11 [1st], vs. FAMU [7] (3/1)	16 [8th], Georgia (3/25)
Most Hits in a game	20, vs. Georgia Tech (3/14)	22, Georgia Tech (3/14)
Fewest Hits in a game	3, at Arkansas (3/19)	3, two times
Hits in an inning	7 [1st], vs. FAMU [7] (3/1)	8 [8th], Georgia (3/25)
2B in a game	8, vs. Lipscomb (3/4)	8, Georgia Tech (3/14)
3B in a game	1, six times	1, two times
HR in a game	3, four times	4, Lipscomb (3/4)
SB in a game	2, five times	3, Southeastern (3/11)
LOB in a game	15, vs. Georgia Tech (3/14)	14, Georgia (3/24)
K in a game	14, three times	14, two times
BB in a game	14, vs. FAMU [7] (3/1)	14, Florida (4/2)

TEAM PITCHING

	AUBURN	OPPONENT
K in a game	14, two times	14, three times
BB in a game	14, at Florida (4/2)	14, FAMU (3/1)
Pitchers used	8, vs. Georgia Tech (3/14)	8, UAB (3/7)
Total Quality Starts	1	6

TEAM FIELDING

	AUBURN	OPPONENT
Errors in a game	4, vs. USA (3/21)	3, USC (2/26)
DP turned in a game	2, four times	3, Southeastern (3/11)

IND. BATTING

	AUBURN	OPPONENT
Hits in a game	4, five times	5, two times
Runs in a game	3, 14 times	5, Langford [UF] (4/2)
2B in a game	3, Howell vs. Lipscomb (3/3)	2, nine times
3B in a game	1, six times	1, two times
HR in a game	2, two times	2, three times
RBI in a game	7, Kirby vs. USC (2/26)	8, Hayman [UF] (4/2)
XBH in a game	3, two times	3, two times
SB in a game	2, Kirby at Arkansas (3/17)	2, Cook [SLU] (3/11)
BB in a game	3, six times	3, six times
HBP in a game	2, two times	2, three times
K in a game	4, Kirby vs. Lipscomb (3/4)	3, nine times
Hitting Streak	14, Ware (2/17-3/10)	3, 18 times
Consec. G w/HR	4, Ware (3/3-7)	2, three times

IND. PITCHING

	AUBURN	OPPONENT
K by a starter	8, Vail vs. UAB (3/7)	6, four times
K by a reliever	7, Isbell vs. Lipscomb (3/4)	7, Van Treek [LIP] (3/4)
BB by a starter	5, Vail at Florida (4/2)	6, Waldrep [UF] (4/1)
BB by a reliever	3, four times	5, Langley [FAMU] (3/1)
IP by a starter	7.0, Nelson vs. UNA (3/28)	7.0, Tucker [LIP] (3/5)
IP by a reliever	4.2, Cannon at Arkansas (3/19)	4.0, Van Treek [LIP] (3/4)

MISCELLANEOUS

	AUBURN
Biggest comeback win	7, vs. Georgia Tech (3/14)
Biggest blown lead loss	5, at Florida (4/2)
Largest margin of victory	13, vs. UNA [7] (3/28)
Largest margin of defeat	17, vs. Georgia (3/25)
Longest game, Time	4:33, vs. Georgia Tech (3/14)
Longest game, Time (9 inn)	3:48, vs. USC (2/26)
Shortest game, Time (9 inn)	2:13, vs. UAB (3/7)
Longest game, Innings	12, vs. Georgia Tech (3/14)
Largest crowd, Home	4,096, six times
Largest crowd, Road	9,359, at Arkansas (3/18)
Largest crowd, Neutral	5,448, vs. UNA [7] (2/21)

STARTS BY ORDER

LEADOFF

Kason Howell	15	9-6
Bobby Peirce	7	5-1-1
Cole Foster	4	2-2
Mike Bello	1	1-0
Josh Hall	1	1-0

2ND SPOT

Cole Foster	19	13-5-1
Bobby Peirce	4	2-2
Brody Moss	2	2-0
Chris Stanfield	2	1-1
Mike Bello	1	0-1

3RD SPOT

Ike Irish	13	5-8
Justin Kirby	11	10-0-1
Bryson Ware	4	3-1

CLEANUP

Ike Irish	16	13-1-1
Bryson Ware	10	3-7
Justin Kirby	3	2-1

5TH SPOT

Justin Kirby	14	6-8
Bryson Ware	11	10-0-1
Nate LaRue	2	2-0
Cooper McMurray	1	0-1

6TH SPOT

Chris Stanfield	7	4-3
Ryan Dyal	6	4-2
Cooper McMurray	5	3-2
Kason Howell	4	2-1-1
Bobby Peirce	4	3-1
Cole Foster	1	1-0
Gavin Miller	1	1-0

7TH SPOT

Chris Stanfield	7	5-2
Kason Howell	6	4-2
Cooper McMurray	3	2-0-1
Gavin Miller	3	1-2
Caden Green	2	1-1
Cam Hill	2	2-0
Bryson Ware	2	1-1
Ryan Dyal	1	1-0
Cole Foster	1	1-0
Brody Moss	1	0-1

8TH SPOT

Nate LaRue	15	8-6-1
Carter Wright	3	3-0
Josh Hall	2	1-1
Cam Hill	2	1-1
Cooper McMurray	2	2-0
Brody Wortham	2	2-0
Mike Bello	1	0-1
Bryson Ware	1	1-0

9TH SPOT

Caden Green	18	11-6-1
Brody Moss	4	3-1
Kason Howell	2	2-0
Nate LaRue	2	1-1
Mike Bello	1	0-1
Carter Wright	1	1-0

PITCHING NOTES

2023 BULLPEN BY NUMBERS

Total App.....	93
Saves/Opp.....	8/8
IR/IRS.....	99/46
BA Against.....	.294
ERA.....	6.80

SAVES/OPP

Will Cannon.....	3/3
Chase Allsup.....	2/2
Chase Isbell.....	2/2
John Armstrong.....	1/1

INHERITED RUNNERS/SCORED

Chase Allsup.....	7/3
John Armstrong.....	17/3
Tanner Bauman.....	2/1
Will Cannon.....	13/6
Parker Carlson.....	14/9
Konner Copeland.....	3/3
Zach Crotchfelt.....	4/0
Christian Herberholz.....	9/4
Trevor Horne.....	5/3
Chase Isbell.....	16/5
Keshock.....	2/2
Hayden Murphy.....	6/6
Drew Nelson.....	1/1

1ST BATTER FACED/RETIRED

Chase Allsup.....	7/4
John Armstrong.....	11/8
Tanner Bauman.....	5/4
Will Cannon.....	9/5
Parker Carlson.....	9/4
Konner Copeland.....	5/2
Zach Crotchfelt.....	3/3
Christian Herberholz.....	6/5
Trevor Horne.....	6/4
Chase Isbell.....	13/8
Cameron Keshock.....	3/0
Hayden Murphy.....	6/5
Drew Nelson.....	4/2
Ryan Olson.....	3/1
Tommy Sheehan.....	1/0
Tommy Vail.....	2/1

RELIEF ERA

Tommy Sheehan.....	0.00
Tommy Vail.....	0.00
Will Cannon.....	2.29
Tanner Bauman.....	3.77
John Armstrong.....	3.91
Christian Herberholz.....	4.22
Parker Carlson.....	5.14
Chase Isbell.....	5.40
Trevor Horne.....	6.75
Chase Allsup.....	8.18
Zach Crotchfelt.....	9.00
Hayden Murphy.....	9.82
Drew Nelson.....	10.29
Ryan Olson.....	21.60
Konner Copeland.....	22.24
Cameron Keshock.....	99.00

2023 Auburn Baseball
Team Game-by-Game for Auburn (as of Apr 02, 2023)
Pitching (All games)

Date	Opponent	ip	h	r	er	bb	so	2b	3b	hr	wp	bk	hbp	dp	ibb	score	w-l	sv	era
Feb 17	INDIANA	9.0	5	4	3	4	12	0	0	1	0	0	3	0	0	8-4	1-0	0	3.00
Feb 18	INDIANA	9.0	4	1	1	3	5	1	0	0	0	0	1	2	0	6-1	2-0	0	2.00
Feb 19	INDIANA	9.0	14	11	11	7	7	4	0	1	1	0	1	0	0	2-11	2-1	0	5.00
Feb 21	vs North Alabama	7.0	5	1	1	0	12	3	0	0	0	0	0	0	0	13-1	3-1	0	4.24
Feb 24	USC	9.0	8	3	3	6	6	2	1	0	0	0	1	1	0	5-3	4-1	1	3.98
Feb 25	USC	9.0	9	6	5	7	8	2	0	1	0	0	0	1	0	12-6	5-1	2	4.15
Feb 26	USC	9.0	15	12	12	4	6	5	0	2	2	0	1	0	0	12-12	5-1	2	5.31
Mar 01	FLORIDA A&M	7.0	7	8	6	5	14	0	0	1	0	0	1	0	0	18-8	6-1	2	5.56
Mar 03	LIPSCOMB	9.0	7	3	3	3	14	2	0	3	0	0	1	1	0	7-3	7-1	3	5.26
Mar 04	LIPSCOMB	9.0	16	11	11	3	11	1	0	4	0	0	0	0	0	12-11	8-1	3	5.86
Mar 05	LIPSCOMB	9.0	6	3	3	4	7	0	0	1	3	0	1	0	0	4-3	9-1	3	5.59
Mar 07	UAB	9.0	3	1	1	3	11	0	0	0	1	0	0	0	0	4-1	10-1	4	5.19
Mar 08	at Jacksonville Stat	9.0	7	3	2	4	13	3	0	0	2	0	0	0	0	6-3	11-1	5	4.94
Mar 10	SOUTHEASTERN	9.0	7	1	1	3	7	1	0	0	1	0	4	0	0	7-1	12-1	6	4.65
Mar 11	SOUTHEASTERN	9.0	14	8	6	4	9	1	0	1	1	0	0	1	0	3-8	12-2	6	4.74
Mar 11	SOUTHEASTERN	9.0	13	8	7	3	9	4	0	0	2	0	2	0	0	7-8	12-3	6	4.89
Mar 14	GEORGIA TECH	12.0	22	11	11	1	12	8	0	0	0	0	1	2	0	12-11	13-3	6	5.15
*Mar 17	at Arkansas	8.0	8	7	6	7	11	1	0	1	0	0	1	0	0	2-7	13-4	6	5.23
*Mar 18	at Arkansas	8.0	9	9	6	3	9	3	0	1	0	0	1	0	0	3-9	13-5	6	5.30
*Mar 19	at Arkansas	8.0	9	5	5	3	8	2	0	1	0	0	3	2	0	0-5	13-6	6	5.32
Mar 21	vs South Alabama	9.0	6	5	5	3	4	0	0	3	2	0	1	0	0	6-5	14-6	7	5.30
*Mar 23	GEORGIA	11.0	10	6	6	4	10	3	0	0	1	0	0	0	0	7-6	15-6	7	5.28
*Mar 24	GEORGIA	9.0	10	3	2	5	7	2	0	1	2	0	2	1	0	6-3	16-6	8	5.14
*Mar 25	GEORGIA	8.0	20	24	22	9	10	3	0	3	2	0	2	0	0	7-24	16-7	8	5.87
Mar 28	NORTH ALABAMA	7.0	3	1	1	1	7	1	0	0	0	0	0	0	0	14-1	17-7	8	5.73
*Mar 31	at Florida	9.0	6	1	1	6	7	2	0	0	0	0	3	2	0	10-1	18-7	8	5.54
*Apr 1	at Florida	8.0	19	12	9	4	7	2	1	1	1	0	1	0	0	5-12	18-8	8	5.70
*Apr 02	at Florida	8.0	12	17	16	13	12	4	0	2	0	0	3	0	1	8-17	18-9	8	6.10
Totals		245.0	274	185	166	122	255	60	2	28	21	0	34	13	1	206-185	18-9	8	6.10

AUBURN STARTING PITCHER BREAKDOWN

Starter	GS	Quality Starts	Run Support	RS/Start	Auburn Record
Vail	6	--	28	4.7	4-2
Crotchfelt	4	--	5	1.2	1-3
Bauman	3	--	4	1.3	3-0
Copeland	3	--	9	3.0	2-1
Herberholz	3	--	12	4.0	2-1
Nelson	3	1	19	6.3	2-1
Allsup	2	--	1	0.5	2-0
Armstrong	1	--	3	3.0	0-1
Cannon	1	--	8	8.0	1-0
Gonzalez	1	--	4	4.0	1-0
Isbell	1	--	0	0.0	0-0-1

Auburn Overall Rankings			Auburn SEC-Only Rankings		
Category	Rank	No.	Category	Rank	No.
ERA	12th	6.10	ERA	12th	8.53
Opp BA	14th	.280	Opp BA	12th	.320
Hits Allowed	14th	274	Hits Allowed	13th	103
Walks	10th	122	Walks	12th	54
Strikeouts	13th	255	Strikeouts	T-6th	81

AUBURN PITCHING BREAKDOWN

STARTERS	W-L	ERA	IP	H	R	ER	BB	K	HR	AVG	HOME	W-L	ERA	IP	H	R	ER	BB	K	HR	AVG
	6-7	5.07	99.1	100	65	56	45	100	16	.257		14-4	6.05	171.0	193	125	115	79	172	19	.282
RELIEVERS	12-2	6.80	145.2	174	120	110	77	155	12	.294	ROAD	2-5	6.98	58.0	70	54	45	40	67	6	.298
TOTALS	18-9	6.10	245.0	274	185	166	122	255	28	.280	NEUT.	2-0	3.38	16.0	11	6	6	3	16	3	.183

HITTING NOTES

2023 MULTI-HIT GAMES

	2	3	4	5+	Total
Ike Irish	12	3	2	-	17
Bryson Ware	8	4	-	-	12
Cole Foster	4	3	2	-	9
Justin Kirby	7	-	1	-	8
Kason Howell	5	2	-	-	7
Bobby Peirce	4	2	-	-	6
Chris Stanfield	5	-	-	-	5
Caden Green	4	-	-	-	4
Mike Bello	1	-	-	-	1
Josh Hall	-	1	-	-	1
Cooper McMurray	-	1	-	-	1
Gavin Miller	1	-	-	-	1
Brody Moss	1	-	-	-	1
Carter Wright	1	-	-	-	1

CAREER AUBURN MULTI-HIT GAMES

	2	3	4	5+	Total
Kason Howell	42	18	1	-	61
Bryson Ware	19	8	-	-	27
Cole Foster	11	5	3	-	19
Cam Hill	13	4	-	-	17
Ike Irish	12	3	2	-	17
Bobby Peirce	11	5	-	-	16
Nate LaRue	8	1	-	-	9
Justin Kirby	7	-	1	-	8
Ryan Dyal	7	-	-	-	7
Josh Hall	5	2	-	-	7
Mike Bello	4	2	-	-	6
Chris Stanfield	5	-	-	-	5
Caden Green	4	-	-	-	4
Cooper McMurray	-	1	-	-	1
Gavin Miller	1	-	-	-	1
Brody Moss	1	-	-	-	1
Carter Wright	1	-	-	-	1

2023 MULTI-RBI GAMES

	2	3	4	5+	Total
Bryson Ware	5	7	-	-	12
Ike Irish	4	2	1	1	8
Justin Kirby	2	3	-	1	6
Cole Foster	2	1	1	-	4
Kason Howell	3	-	1	-	4
Cooper McMurray	2	2	-	-	4
Chris Stanfield	4	-	-	-	4
Bobby Peirce	2	2	-	-	4
Josh Hall	2	-	-	-	2
Caden Green	1	-	-	-	1
Cam Hill	1	-	-	-	1
Gavin Miller	1	-	-	-	1
Brody Moss	1	-	-	-	1
Carter Wright	1	-	-	-	1

CAREER AUBURN MULTI-RBI GAMES

	2	3	4	5+	Total
Kason Howell	14	7	1	1	23
Bryson Ware	12	7	2	2	23
Cole Foster	7	3	2	1	13
Cam Hill	7	3	1	-	11
Nate LaRue	9	1	-	1	11
Bobby Peirce	8	4	-	-	12
Ryan Dyal	5	3	1	-	9
Ike Irish	4	2	1	1	8
Justin Kirby	2	3	-	1	6
Josh Hall	4	1	-	-	5
Cooper McMurray	2	2	-	-	4
Chris Stanfield	4	-	-	-	4
Mike Bello	3	-	-	-	3
Caden Green	1	-	-	-	1
Gavin Miller	1	-	-	-	1
Brody Moss	1	-	-	-	1
Carter Wright	1	-	-	-	1

CAREER AUBURN STARTS

	Career	Consec.
Kason Howell	216	15
Bryson Ware	88	28
Cole Foster	81	11
Nate LaRue	75	3
Cam Hill	60	-
Ryan Dyal	56	-
Bobby Peirce	55	7
Mike Bello	31	-
Ike Irish	28	28
Justin Kirby	28	28
Caden Green	20	7
Josh Hall	19	-
Chris Stanfield	16	-
Cooper McMurray	11	4
Brody Moss	7	-
Gavin Miller	4	-
Carter Wright	4	-
Brody Wortham	2	-

TEAM NOTES

Auburn Overall SEC Rankings			Auburn SEC-Only Rankings		
Category	Rank	No.	Category	Rank	No.
Avg.	9th	.297	Avg.	12th	.240
Hits	8th	284	Hits	11th	73
2B	T-1st	64	2B	T-7th	15
HR	11th	39	HR	T-4th	14
BB	9th	150	BB	6th	41

2023 AUBURN HOME RUNS

No.	Player (#)	Opponent (Date)	On	Outs	Inn.	Pitcher
1	Justin Kirby (1)	Indiana (2/17)	1	0	4	Levy (R)
2	Justin Kirby (2)	Indiana (2/19)	0	0	8	Kraft (L)
3	Bobby Peirce (1)	North Alabama (2/21)	0	1	5	Malecha (R)
4	Bryson Ware (1)	North Alabama (2/21)	1	0	6	Malecha (R)
5	Justin Kirby (3)	USC (2/24)	0	2	7	Blum (R)
6	Bryson Ware (2)	USC (2/25)	1	2	8	Wisch (R)
7	Cooper McMurray (1)	USC (2/25)	1	2	8	Wisch (R)
8	Bryson Ware (3)	USC (2/26)	0	2	1	Hammond (R)
9	Justin Kirby (4)	USC (2/26)	2	2	2	Hammond (R)
10	Justin Kirby (5)	USC (2/26)	3	0	5	Sodersten (R)
11	Justin Kirby (6)	Florida A&M (3/1)	2	0	1	Tease (R)
12	Cooper McMurray (2)	Florida A&M (3/1)	2	0	1	Tease (R)
13	Cole Foster (1)	Florida A&M (3/1)	2	0	1	Langely (R)
14	Bryson Ware (4)	Lipscomb (3/3)	0	0	4	Dunkleberger (L)
15	Bryson Ware (5)	Lipscomb (3/4)	1	0	8	Kantola (R)
16	Bryson Ware (6)	Lipscomb (3/5)	2	2	8	Thompson (L)
17	Bryson Ware (7)	UAB (3/7)	1	1	4	Haines (R)
18	Cole Foster (2)	Southeastern (3/10)	2	2	6	Robb (R)
19	Chris Stanfield (1)	Southeastern (3/11)	1	1	2	Kinzeler (R)
20	Kason Howell (1)	Southeastern (3/11)	0	0	6	Landry (R)
21	Justin Kirby (7)	Georgia Tech (3/14)	1	0	5	Finateri (R)
22	Kason Howell (2)	at Arkansas (3/17)	0	2	3	Hollan (L)
23	Bryson Ware (8)	at Arkansas (3/18)	0	0	4	McEntire (R)
24	Bryson Ware (9)	at Arkansas (3/19)	0	0	6	McEntire (R)
25	Kason Howell (3)	vs. South Alabama (3/21)	2	1	3	Knowlton (R)
26	Caden Green (1)	Georgia (3/23)	0	1	5	Rhadans (R)
27	Bryson Ware (10)	Georgia (3/23)	0	0	6	Rhadans (R)
28	Ike Irish (1)	Georgia (3/24)	0	0	5	Woods (L)
29	Justin Kirby (8)	Georgia (3/24)	2	2	6	Woods (L)
30	Bryson Ware (11)	Georgia (3/25)	2	0	6	Rhadans (R)
31	Cole Foster (3)	North Alabama (3/28)	0	0	1	Brown (R)
32	Bryson Ware (12)	North Alabama (3/28)	0	2	3	Howard (R)
33	Ike Irish (2)	North Alabama (3/28)	2	1	5	Agosto (R)
34	Ike Irish (3)	at Florida (3/31)	1	1	1	Sproat (R)
35	Bryson Ware (13)	at Florida (3/31)	0	0	9	Jameson (R)
36	Bobby Peirce (2)	at Florida (4/1)	1	0	3	Waldrep (R)
37	Cooper McMurray (3)	at Florida (4/2)	0	0	2	Caglianone (L)
38	Caden Green (2)	at Florida (4/2)	1	0	4	Caglianone (L)
39	Bryson Ware (14)	at Florida (4/2)	2	2	5	Fisher (L)

AUBURN CAREER HOME RUN BREAKDOWN

	1R	2R	3R	GS	Career	Home	Road	Last
Bello	1	--	--	--	1	--	1	3/26/22
Dyal	3	3	--	1	7	6	1	3/17/22
Foster	5	2	4	1	12	9	3	3/28/23
Green	1	1	--	--	2	1	1	4/2/23
Hill	2	3	--	1	6	6	--	6/4/22
Howell	6	3	3	--	12	4	8	3/21/23
Irish	1	1	1	--	3	2	1	3/31/23
Kirby	2	2	3	1	8	8	--	3/24/23
LaRue	5	3	--	--	8	6	2	6/3/22
McMurray	1	1	1	--	3	2	1	4/2/23
Peirce	8	2	1	--	11	5	6	2/21/23
Stanfield	--	1	--	--	1	1	--	3/11/23
Ware	9	8	3	1	21	14	7	4/2/23

AUBURN HITTING STREAKS

	Current	'23	Career
Mike Bello	-	1	6
Ryan Dyal	-	3	4
Cole Foster	2	11	11
Caden Green	1	2	2
Josh Hall	-	1	4
Cam Hill	-	2	8
Kason Howell	-	6	9
Ike Irish	4	10	10
Justin Kirby	1	5	5
Nate LaRue	4	4	4
C. McMurray	6	6	6
Gavin Miller	-	2	2
Brody Moss	-	1	2
Bobby Peirce	4	4	11
Chris Stanfield	-	5	5
Bryson Ware	12	14	15
Brody Wortham	-	1	1
Carter Wright	1	1	1

AUBURN REACHED BASE STREAKS

	Current	'23	Career
Mike Bello	-	2	8
Ryan Dyal	-	3	15
Cole Foster	7	15	15
Caden Green	1	9	9
Josh Hall	-	1	5
Cam Hill	-	2	8
Kason Howell	8	8	23
Ike Irish	9	11	11
Justin Kirby	16	16	16
Nate LaRue	5	5	7
C. McMurray	11	11	11
Gavin Miller	-	4	4
Brody Moss	-	3	3
Bobby Peirce	4	4	20
Chris Stanfield	-	7	7
Bryson Ware	29	28	29
Brody Wortham	-	2	2
Carter Wright	4	4	4

BUNT HITS

Player	No.
Jason Hall	2
Kason Howell	2
Bryson Ware	2
Ike Irish	1
TOTAL	7

SAC BUNTS

Player	No.
Caden Green	3
Bryson Ware	3
Cole Foster	1
TOTAL	7

SAC FLIES

Player	No.
Bryson Ware	3
Mike Bello	1
Cole Foster	1
Caden Green	1
Kason Howell	1
Ike Irish	1
Nate LaRue	1
Brody Moss	1
Bobby Peirce	1
TOTAL	11

OUTFIELD ASSISTS

Player	No.
Josh Hall	1
Kason Howell	1
Justin Kirby	1
Bobby Peirce	1
Chris Stanfield	1
TOTAL	5

PINCH HITS

Player	No.
Cooper McMurray	2
Gavin Miller	2
Chris Stanfield	2
Mike Bello	1
Cam Hill	1
Brody Wortham	1
TOTAL	9

AUBURN 2023 GAME-BY-GAME STARTING LINEUPS

DATE	OPP	1	2	3	4	5	6	7	8	9	SP
2/17	Indiana	Peirce	Foster	Irish	Kirby	LaRue	McMurray	Howell	Ware	Green	Allsup
2/18	Indiana	Peirce	Foster	Irish	Kirby	LaRue	Howell	Ware	Wortham	Green	Gonzalez
2/19	Indiana	Peirce	Foster	Irish	Kirby	McMurray	Howell	Ware	LaRue	Green	Nelson
2/21	vs. North Alabama	Peirce	Moss	Kirby	Irish	Ware	Dyal	Foster	Hill	Howell	Copeland
2/24	USC	Peirce	Moss	Kirby	Irish	Ware	Foster	Hill	LaRue	Howell	Allsup
2/25	USC	Peirce	Foster	Kirby	Irish	Ware	Howell	McMurray	LaRue	Moss	Herberholz
2/26	USC	Peirce	Foster	Kirby	Irish	Ware	Howell	McMurray	LaRue	Green	Isbell
3/1	Florida A&M	Hall	Foster	Kirby	Irish	Ware	Dyal	Howell	McMurray	Moss	Vail
3/3	Lipscomb	Howell	Foster	Kirby	Irish	Ware	Stanfield	McMurray	LaRue	Green	Bauman
3/4	Lipscomb	Howell	Foster	Kirby	Irish	Ware	Dyal	Stanfield	McMurray	Green	Herberholz
3/5	Lipscomb	Howell	Foster	Kirby	Irish	Ware	Stanfield	Hill	LaRue	Green	Crotchfelt
3/7	UAB	Howell	Foster	Kirby	Irish	Ware	Peirce	Stanfield	LaRue	Moss	Vail
3/8	at Jacksonville State	Bello	Foster	Kirby	Irish	Ware	Dyal	Stanfield	Wright	Green	Copeland
3/10	Southeastern	Howell	Foster	Kirby	Irish	Ware	Stanfield	Dyal	LaRue	Green	Bauman
3/11	Southeastern	Howell	Bello	Irish	Ware	Kirby	Stanfield	Moss	LaRue	Green	Crotchfelt
3/11	Southeastern	Howell	Stanfield	Irish	Ware	Kirby	Dyal	Miller	Hill	Green	Herberholz
3/14	Georgia Tech	Howell	Stanfield	Irish	Ware	Kirby	Miller	Green	Hall	LaRue	Vail
3/17	at Arkansas*	Howell	Foster	Irish	Ware	Kirby	Stanfield	Green	Hall	LaRue	Vail
3/18	at Arkansas*	Howell	Foster	Irish	Ware	Kirby	Dyal	Stanfield	Bello	Moss	Crotchfelt
3/19	at Arkansas*	Howell	Foster	Irish	Ware	Kirby	Stanfield	Miller	LaRue	Bello	Copeland
3/21	vs. South Alabama	Howell	Foster	Irish	Ware	Kirby	Stanfield	Miller	Wortham	Wright	Nelson
3/23	Georgia*	Howell	Foster	Ware	Irish	Kirby	Peirce	Stanfield	LaRue	Green	Vail
3/24	Georgia*	Howell	Foster	Ware	Irish	Kirby	Peirce	Stanfield	Wright	Green	Bauman
3/25	Georgia*	Howell	Foster	Ware	Irish	Kirby	Peirce	Stanfield	LaRue	Green	Crotchfelt
3/28	North Alabama	Foster	Peirce	Ware	Irish	Kirby	McMurray	Howell	Wright	Green	Nelson
3/31	at Florida*	Foster	Peirce	Irish	Ware	Kirby	McMurray	Howell	LaRue	Green	Cannon
4/1	at Florida*	Foster	Peirce	Irish	Ware	Kirby	McMurray	Howell	LaRue	Green	Armstrong
4/2	at Florida*	Foster	Peirce	Irish	Ware	Kirby	McMurray	Howell	LaRue	Green	Vail
4/4	at UAB										
4/6	Texas A&M*										
4/7	Texas A&M*										
4/8	Texas A&M*										
4/11	at Georgia Tech										
4/14	at Alabama*										
4/15	at Alabama*										
4/16	at Alabama*										
4/18	Samford										
4/21	Mississippi State*										
4/22	Mississippi State*										
4/23	Mississippi State*										
4/25	Troy										
4/28	at South Carolina*										
4/29	at South Carolina*										
4/30	at South Carolina*										
5/5	LSU*										
5/6	LSU*										
5/7	LSU*										
5/9	vs. Samford										
5/11	at Ole Miss*										
5/12	at Ole Miss*										
5/13	at Ole Miss*										
5/16	Jacksonville State										
5/18	Missouri*										
5/19	Missouri*										
5/20	Missouri*										

* - SEC Game

AUBURN 2023 GAME-BY-GAME STARTERS

DATE	OPP	SP	C	1B	2B	3B	SS	LF	CF	RF	DH
2/17	Indiana	Allsup	LaRue	McMurray	Green	Ware	Foster	Peirce	Howell	Kirby	Irish
2/18	Indiana	Gonzalez	LaRue	Wortham	Green	Ware	Foster	Peirce	Howell	Kirby	Irish
2/19	Indiana	Nelson	LaRue	McMurray	Green	Ware	Foster	Peirce	Howell	Kirby	Irish
2/21	vs. North Alabama	Copeland	Dyal	Hill	Moss	Ware	Foster	Peirce	Howell	Kirby	Irish
2/24	USC	Allsup	LaRue	Hill	Moss	Ware	Foster	Peirce	Howell	Kirby	Irish
2/25	USC	Herberholz	LaRue	McMurray	Moss	Ware	Foster	Peirce	Howell	Kirby	Irish
2/26	USC	Isbell	LaRue	McMurray	Green	Ware	Foster	Peirce	Howell	Kirby	Irish
3/1	Florida A&M	Vail	Dyal	McMurray	Moss	Ware	Foster	Hall	Howell	Kirby	Irish
3/3	Lipscomb	Bauman	LaRue	McMurray	Green	Ware	Foster	Stanfield	Howell	Kirby	Irish
3/4	Lipscomb	Herberholz	Dyal	McMurray	Green	Ware	Foster	Stanfield	Howell	Kirby	Irish
3/5	Lipscomb	Crotchfelt	LaRue	Hill	Green	Ware	Foster	Stanfield	Howell	Kirby	Irish
3/7	UAB	Vail	LaRue	Irish	Moss	Ware	Foster	Stanfield	Howell	Kirby	Peirce
3/8	at Jacksonville State	Copeland	Wright	Irish	Green	Ware	Foster	Bello	Stanfield	Kirby	Dyal
3/10	Southeastern	Bauman	LaRue	Irish	Green	Ware	Foster	Stanfield	Howell	Kirby	Dyal
3/11	Southeastern	Crotchfelt	LaRue	Irish	Moss	Ware	Green	Stanfield	Howell	Kirby	Bello
3/11	Southeastern	Herberholz	Dyal	Irish	Ware	Miller	Green	Stanfield	Howell	Kirby	Hill
3/14	Georgia Tech	Vail	LaRue	Irish	Ware	Miller	Green	Stanfield	Howell	Hall	Kirby
3/17	at Arkansas*	Vail	LaRue	Irish	Green	Ware	Foster	Stanfield	Howell	Hall	Kirby
3/18	at Arkansas*	Crotchfelt	Dyal	Irish	Moss	Ware	Foster	Stanfield	Howell	Kirby	Bello
3/19	at Arkansas*	Copeland	LaRue	Irish	Ware	Miller	Foster	Stanfield	Howell	Kirby	Bello
3/21	vs. South Alabama	Copeland	Wright	Wortham	Ware	Miller	Foster	Stanfield	Howell	Kirby	Irish
3/23	Georgia*	Vail	LaRue	Irish	Green	Ware	Foster	Stanfield	Howell	Kirby	Peirce
3/24	Georgia*	Bauman	Wright	Irish	Green	Ware	Foster	Stanfield	Howell	Kirby	Peirce
3/25	Georgia*	Crotchfelt	LaRue	Irish	Green	Ware	Foster	Stanfield	Howell	Kirby	Peirce
3/28	North Alabama	Nelson	Wright	McMurray	Green	Ware	Foster	Peirce	Howell	Kirby	Irish
3/31	at Florida*	Cannon	LaRue	McMurray	Green	Ware	Foster	Peirce	Howell	Kirby	Irish
4/1	at Florida*	Armstrong	LaRue	McMurray	Green	Ware	Foster	Peirce	Howell	Kirby	Irish
4/2	at Florida*	Vail	LaRue	McMurray	Green	Ware	Foster	Peirce	Howell	Kirby	Irish
4/4	at UAB										
4/6	Texas A&M*										
4/7	Texas A&M*										
4/8	Texas A&M*										
4/11	at Georgia Tech										
4/14	at Alabama*										
4/15	at Alabama*										
4/16	at Alabama*										
4/18	Samford										
4/21	Mississippi State*										
4/22	Mississippi State*										
4/23	Mississippi State*										
4/25	Troy										
4/28	at South Carolina*										
4/29	at South Carolina*										
4/30	at South Carolina*										
5/5	LSU*										
5/6	LSU*										
5/7	LSU*										
5/9	vs. Samford										
5/11	at Ole Miss*										
5/12	at Ole Miss*										
5/13	at Ole Miss*										
5/16	Jacksonville State										
5/18	Missouri*										
5/19	Missouri*										
5/20	Missouri*										

* - SEC Game

2023 OVERALL STATS



**2023 Auburn Baseball
Overall Statistics for Auburn (as of Apr 02, 2023)
(All games Sorted by Batting avg)**



Record: 18-9-1 Home: 14-4-1 Away: 2-5 Neutral: 2-0 SEC: 3-6

Player	avg	gp-gs	ab	r	h	2b	3b	hr	rbi	tb	slg%	bb	hp	so	gdp	ob%	sf	sh	sb-att	po	a	e	fld%	
18 Irish, Ike	.409	28-28	115	24	47	16	1	3	30	74	.643	13	2	22	6	.473	1	0	1-1	92	3	2	.979	
8 Ware, Bryson	.396	28-28	106	30	42	8	1	14	38	94	.887	11	6	19	4	.468	3	3	3-3	19	41	4	.938	
7 Foster, Cole	.366	25-25	93	29	34	6	0	3	20	49	.527	19	3	15	0	.483	1	1	1-3	27	68	3	.969	
27 Peirce, Bobby	.328	16-15	58	15	19	3	1	2	12	30	.517	5	1	7	1	.385	1	0	0-0	25	1	2	.929	
3 Stanfield, Chris	.311	22-16	61	7	19	3	2	1	11	29	.475	6	3	12	1	.400	0	0	2-2	31	1	0	1.000	
14 Kirby, Justin	.269	28-28	104	23	28	8	1	8	26	62	.596	25	3	36	0	.424	0	0	6-6	45	1	0	1.000	
5 Howell, Kason	.259	27-27	108	21	28	12	0	3	13	49	.454	11	4	21	1	.347	1	0	1-1	70	1	0	1.000	
1 Green, Caden	.246	23-20	65	14	16	2	0	2	9	24	.369	11	1	12	3	.359	1	3	1-2	28	46	3	.961	
24 LaRue, Nate	.133	21-19	60	6	8	1	0	0	3	9	.150	8	1	25	0	.243	1	0	3-4	166	13	2	.989	

26 McMurray, Cooper	.324	13-11	34	11	11	3	0	3	11	23	.676	14	3	14	0	.549	0	0	0-0	69	2	1	.986	
11 Miller, Gavin	.300	12-4	20	3	6	2	0	0	2	8	.400	4	3	6	0	.481	0	0	0-0	4	12	2	.889	
2 Hall, Josh	.267	16-3	15	4	4	0	0	0	4	4	.267	3	0	6	0	.389	0	0	1-1	5	1	0	1.000	
6 Dyal, Ryan	.250	10-7	24	4	6	0	0	0	3	6	.250	3	2	4	0	.379	0	0	0-0	43	4	1	.979	
16 Hill, Cam	.250	7-4	12	1	3	0	0	0	2	3	.250	4	0	3	2	.438	0	0	0-0	19	0	0	1.000	
31 Bello, Mike	.185	13-4	27	4	5	0	0	0	3	5	.185	2	0	6	0	.233	1	0	0-0	10	0	0	1.000	
9 Moss, Brody	.167	8-7	18	4	3	0	0	0	4	3	.167	5	1	4	0	.360	1	0	0-0	8	10	1	.947	
4 Wright, Carter	.150	11-4	20	2	3	0	0	0	4	3	.150	4	2	4	2	.346	0	0	0-0	39	10	0	1.000	
10 Wortham, Brody	.118	12-2	17	4	2	0	0	0	2	2	.118	2	1	3	0	.250	0	0	0-0	29	2	1	.969	
Totals	.297	28	957	206	284	64	6	39	197	477	.498	150	36	219	20	.407	11	7	19-23	735	243	23	.977	
Opponents	.280	28	980	185	274	60	2	28	176	422	.431	122	34	255	9	.375	11	8	19-22	709	241	22	.977	

LOB - Team (246), Opp (235). DPs turned - Team (13), Opp (22). IBB - Team (5), Ware, B. 3, Foster, C. 1, Irish, I. 1, Opp (1).Picked off - LaRue, N. 1.

(All games Sorted by Earned run avg)

Player	era	w-l	app	gs	cg	sho	sv	ip	h	r	er	bb	so	2b	3b	hr	b/avg	wp	hp	bks	sfa	sha		
33 Cannon, Will	2.28	2-0	10	1	0	0/0	0	23.2	23	8	6	13	23	6	0	1	.267	2	4	0	2	1		
25 Bauman, Tanner	3.65	2-0	8	3	0	0/0	0	24.2	25	11	10	12	23	5	1	2	.263	0	5	0	2	2		
21 Vail, Tommy	4.28	2-1	8	6	0	0/0	0	27.1	13	14	13	17	35	3	0	1	.138	0	2	0	0	0		
41 Armstrong, John	4.97	5-1	12	1	0	0/0	1	25.1	26	18	14	8	19	4	0	4	.257	2	5	0	1	1		
29 Herberholz,Christia	6.10	0-1	9	3	0	0/0	0	20.2	30	17	14	6	20	10	0	3	.345	3	0	0	1	1		
77 Crotchfelt, Zach	6.75	0-2	7	4	0	0/0	0	25.1	29	23	19	13	25	5	1	4	.279	4	1	0	0	0		

45 Gonzalez, Joseph	0.00	1-0	1	1	0	0/0	0	5.0	2	0	0	0	1	1	0	0	.125	0	0	0	0	0		
20 Sheehan, Tommy	0.00	0-0	1	0	0	0/0	0	0.1	0	0	0	2	1	0	0	0	.000	0	1	0	0	0		
23 Carlson, Parker	5.14	1-0	9	0	0	0/0	0	7.0	11	6	4	7	12	1	0	0	.324	1	2	0	1	0		
12 Nelson, Drew	6.27	2-2	7	3	1	0/0	0	18.2	13	14	13	10	19	5	0	1	.191	3	4	0	2	0		
17 Horne, Trevor	6.75	0-0	6	0	0	0/0	0	6.2	6	5	5	3	7	0	0	1	.231	1	0	0	0	0		
46 Allsup, Chase	7.02	0-0	9	2	0	0/0	2	16.2	26	14	13	11	20	5	0	2	.356	3	3	0	1	2		
43 Isbell, Chase	7.56	2-1	14	1	0	0/0	2	16.2	17	14	14	8	26	1	0	4	.258	1	1	0	0	0		
54 Copeland, Konner	9.53	1-1	8	3	0	0/0	0	17.0	28	18	18	4	18	10	0	2	.378	0	2	0	1	0		
22 Murphy, Hayden	9.82	0-0	6	0	0	0/0	0	7.1	12	8	8	4	2	2	0	3	.343	0	1	0	0	1		
44 Olson, Ryan	21.60	0-0	3	0	0	0/0	0	1.2	6	4	4	2	3	0	0	0	.600	0	0	0	0	0		
47 Keshock, Cameron	99.00	0-0	3	0	0	0/0	0	1.0	7	11	11	2	1	2	0	0	.700	1	3	0	0	0		
Totals	6.10	18-9	28	28	1	0/0	8	245.0	274	185	166	122	255	60	2	28	.280	21	34	0	11	8		
Opponents	7.31	9-18	28	28	0	1/1	6	236.1	284	206	192	150	219	64	6	39	.297	24	36	2	11	7		

PB - Team (6), Wright, C. 3, LaRue, N. 3, Opp (2). Pickoffs - Team (5), LaRue, N. 3, Crotchfelt,Z 1, Cannon, W. 1, Opp (1). SBA/ATT - LaRue, N. (14-17), Crotchfelt,Z (2-3), Nelson, D. (3-3), Dyal, R. (3-3), Cannon, W. (2-3), Herberholz,C (1-2), Isbell, C. (2-2), Olson, R. (2-2), Carlson, P. (2-2), Wright, C. (2-2), Vail, T. (1-1), Bauman, T. (1-1), Horne, T. (1-1), Allsup, C. (1-1), Murphy, H. (1-1).

MIDWEEK STATS



**2023 Auburn Baseball
Overall Statistics for Auburn (as of Apr 03, 2023)
(Midweek Games Sorted by Batting avg)**



Record: 7-0 Home: 4-0 Away: 1-0 Neutral: 2-0 SEC: 0-0

Player	avg	gp-gs	ab	r	h	2b	3b	hr	rbi	tb	slg%	bb	hp	so	gdp	ob%	sf	sh	sb-att	po	a	e	fld%	
7 Foster, Cole	.500	6-6	18	11	9	1	0	2	7	16	.889	6	1	2	0	.615	1	0	0-1	4	16	2	.909	
8 Ware, Bryson	.444	7-7	27	9	12	1	1	3	9	24	.889	3	0	3	0	.469	2	0	1-1	6	10	0	1.000	
18 Irish, Ike	.438	7-7	32	9	14	3	0	1	9	20	.625	1	0	6	1	.455	0	0	0-0	23	0	0	1.000	
14 Kirby, Justin	.375	7-7	24	8	9	4	0	2	8	19	.792	8	1	7	0	.545	0	0	2-2	12	0	0	1.000	
3 Stanfield, Chris	.375	6-4	16	3	6	0	1	0	3	8	.500	0	2	2	1	.444	0	0	1-1	5	0	0	1.000	
5 Howell, Kason	.333	6-6	21	6	7	2	0	1	7	12	.571	2	2	3	0	.423	1	0	0-0	14	0	0	1.000	
4 Wright, Carter	.214	5-3	14	2	3	0	0	0	3	3	.214	2	0	4	2	.313	0	0	0-0	30	5	0	1.000	
1 Green, Caden	.200	5-3	15	2	3	0	0	0	2	3	.200	2	0	3	1	.294	0	0	1-1	3	10	0	1.000	

27 Peirce, Bobby	.400	4-3	10	5	4	1	0	1	4	8	.800	1	1	0	0	.462	1	0	0-0	3	0	0	1.000	
2 Hall, Josh	.400	5-2	10	3	4	0	0	0	4	4	.400	3	0	4	0	.538	0	0	0-0	3	0	0	1.000	
16 Hill, Cam	.400	3-1	5	1	2	0	0	0	2	2	.400	2	0	0	1	.571	0	0	0-0	5	0	0	1.000	
11 Miller, Gavin	.375	3-2	8	2	3	1	0	0	2	4	.500	2	1	3	0	.545	0	0	0-0	3	7	2	.833	
31 Bello, Mike	.333	4-1	9	1	3	0	0	0	1	3	.333	2	0	0	0	.455	0	0	0-0	4	0	0	1.000	
10 Wortham, Brody	.333	3-1	6	3	2	0	0	0	2	2	.333	0	0	0	0	.333	0	0	0-0	8	0	1	.889	
26 McMurray, Cooper	.333	2-2	6	2	2	1	0	1	5	6	1.000	3	0	2	0	.556	0	0	0-0	13	0	0	1.000	
6 Dyal, Ryan	.286	3-3	7	3	2	0	0	0	2	2	.286	2	1	1	0	.500	0	0	0-0	19	2	0	1.000	
9 Moss, Brody	.167	3-3	6	3	1	0	0	0	2	1	.167	5	1	0	0	.538	1	0	0-0	3	3	0	1.000	
24 LaRue, Nate	.000	3-2	7	0	0	0	0	0	0	0	.000	0	0	4	0	.000	0	0	0-0	21	1	0	1.000	
Totals	.357	7	241	73	86	14	2	11	72	137	.568	44	10	44	6	.465	6	0	5-6	180	55	6	.975	
Opponents	.229	7	231	30	53	15	0	4	30	80	.346	17	3	73	2	.290	1	2	3-3	166	58	6	.974	

LOB - Team (62), Opp (44). DPs turned - Team (2), Opp (6). IBB - Team (1), Ware, B. 1.

(Midweek Games Sorted by Earned run avg)

Player	era	w-l	app	gs	cg	sho	sv	ip	h	r	er	bb	so	2b	3b	hr	b/avg	wp	hp	bks	sfa	sha		
43 Isbell, Chase	0.00	2-0	4	0	0	0/0	1	6.0	3	0	0	2	9	0	0	0	.150	0	0	0	0	0		
12 Nelson, Drew	0.82	2-0	2	2	1	0/0	0	11.0	4	1	1	2	9	1	0	0	.105	2	1	0	0	0		
21 Vail, Tommy	0.84	2-0	3	3	0	0/0	0	10.2	1	1	1	4	15	1	0	0	.030	0	0	0	0	0		
33 Cannon, Will	3.60	0-0	2	0	0	0/0	1	5.0	4	2	2	1	7	3	0	0	.222	1	1	0	0	0		
54 Copeland, Konner	5.40	1-0	3	2	0	0/0	0	10.0	11	6	6	2	13	6	0	0	.282	0	0	0	1	0		

25 Bauman, Tanner	0.00	0-0	1	0	0	0/0	0	2.0	3	0	0	0	2	0	0	0	.333	0	0	0	0	0		
44 Olson, Ryan	0.00	0-0	1	0	0	0/0	0	1.0	2	0	0	0	2	0	0	0	.500	0	0	0	0	0		
29 Herberholz, Christia	0.00	0-0	1	0	0	0/0	0	0.1	1	1	0	0	1	1	0	0	.333	1	0	0	0	0		
17 Horne, Trevor	6.75	0-0	2	0	0	0/0	0	2.2	4	2	2	0	4	0	0	1	.333	0	0	0	0	0		
41 Armstrong, John	8.31	0-0	3	0	0	0/0	0	4.1	6	4	4	1	5	1	0	2	.333	0	0	0	0	1		
46 Allsup, Chase	9.00	0-0	2	0	0	0/0	1	4.0	7	4	4	1	3	2	0	0	.389	1	0	0	0	1		
22 Murphy, Hayden	9.00	0-0	1	0	0	0/0	0	2.0	3	2	2	1	0	0	0	1	.273	0	0	0	0	0		
23 Carlson, Parker	9.00	0-0	1	0	0	0/0	0	1.0	2	3	1	2	3	0	0	0	.333	0	0	0	0	0		
47 Keshock, Cameron	99.00	0-0	1	0	0	0/0	0	0.0	2	4	4	1	0	0	0	0	1.000	0	1	0	0	0		
Totals	4.05	7-0	7	7	1	0/0	3	60.0	53	30	27	17	73	15	0	4	.229	5	3	0	1	2		
Opponents	11.55	0-7	7	7	0	0/0	0	55.1	86	73	71	44	44	14	2	11	.357	8	10	0	6	0		

PB - Team (3), Wright, C. 2, LaRue, N. 1, Opp (1). SBA/ATT - LaRue, N. (2-2), Cannon, W. (1-1), Olson, R. (1-1), Wright, C. (1-1), Vail, T. (1-1).

2023 GAME SUMMARY



**2023 Auburn Baseball
Games Summary for Auburn (as of Apr 02, 2023)
(All games)**



Score by innings	1	2	3	4	5	6	7	8	9	EX	Total
Auburn	31	22	28	26	26	34	13	12	12	2	206
Opponents	24	9	27	26	16	22	15	37	9	0	185

Record when ...

Overall	18-9-1	After 6 leading	13-1-1
Conference	3-6 trailing	4-7
Non-Conference	15-3-1 tied	1-1
Home games	14-4-1	After 7 leading	11-1
Away games	2-5 trailing	3-8
Neutral site	2-0 tied	1-0-1
Day games	5-8-1	After 8 leading	12-0
Night games	13-1 trailing	1-8
vs Left starter	4-3 tied	2-0-1
vs Right starter	14-6-1		
1-Run games	5-1	Hit 0 home runs	2-1
2-Run games	1-0	... 1 home run	9-6
5+Run games	7-8	... 2+ home runs	7-2-1
Extra innings	2-0		
Shutouts	0-1	Opponent 0 home runs	10-1
	 1 home run	5-6
	 2+ HRs	3-2-1
Scoring 0-2 runs	0-3		
..... 3-5 runs	3-3		
..... 6-9 runs	8-3	Made 0 errors	10-2
..... 10+ runs	7-0-1 1 error	6-4-1
	 2+ errors	2-3
Opponent 0-2 runs	6-0		
..... 3-5 runs	7-1	Opp. made 0 errors	8-5
..... 6-9 runs	3-4 1 error	5-4
..... 10+ runs	2-4-1 2+ errors	5-0-1
Scored in 1st inning	6-1-1	Out-hit opponent	14-0
Opp. scored in 1st	3-6-1	Out-hit by opponent	3-9
Scores first	10-3	Hits are tied	1-0-1
Opp. scores first	8-6-1		

Record when team scores:

Runs	0	1	2	3	4	5	6	7	8	9	10+
W-L	0-1	0-0	0-2	0-2	2-0	1-1	4-0	3-2	1-1	0-0	7-0

Record when opponent scores:

Runs	0	1	2	3	4	5	6	7	8	9	10+
W-L	0-0	6-0	0-0	5-0	1-0	1-1	2-0	0-1	1-2	0-1	2-4

Record when leading after:

Inn.	1	2	3	4	5	6	7	8
W-L	6-0	6-1	9-2	11-2	11-2	13-1	11-1	12-0

Record when trailing after:

Inn.	1	2	3	4	5	6	7	8
W-L	3-6	4-6	4-7	5-7	5-7	4-7	3-8	1-8

Record when tied after:

Inn.	1	2	3	4	5	6	7	8
W-L	9-3	8-2	5-0	2-0	2-0	1-1	1-0	2-0

Current losing streak: 2
 Longest winning streak: 10
 Longest losing streak: 3

Home attendance : 66014 (19 dates avg = 3474)
 Away attendance : 56774 (9 dates avg = 6308)
 Total attendance: 122788 (28 dates avg = 4385)

MAR. 7 vs. UAB



2023 Auburn Baseball
UAB at #11 Auburn
Mar 07, 2023 at Auburn, Ala. (Plainsman Park)

**UAB 1 (4-8)****Auburn 4 (10-1-1)**

Player	ab	r	h	rbi	bb	so	po	a	lob
John Marc Mullins 2b	2	1	0	0	2	0	1	4	0
Ben Abernathy 3b	3	0	0	0	0	0	0	2	2
Brayton Brown lf	4	0	0	0	0	1	1	0	0
Christian Hall dh	4	0	1	1	0	2	0	0	0
Brandon Willoughby 1b	2	0	0	0	0	2	12	0	0
Blayze Berry ph/1b	2	0	1	0	0	1	2	0	0
Peyton Puckett rf	2	0	0	0	0	2	1	0	0
Tyler Waugh ph/rf	2	0	1	0	0	1	0	0	2
Darryl Buggs cf	3	0	0	0	0	1	3	0	0
Nick Hollifield c	3	0	0	0	0	1	3	0	0
Gavin Lewis Jr. ss	2	0	0	0	1	0	1	6	1
Leo Harris p	0	0	0	0	0	0	0	0	0
John Luke Marlin p	0	0	0	0	0	0	0	0	0
Christian Clack p	0	0	0	0	0	0	0	0	0
Tyler Haines p	0	0	0	0	0	0	0	0	0
Colin Daniel p	0	0	0	0	0	0	0	0	0
Thomas Ballard p	0	0	0	0	0	0	0	0	0
JC Sewell p	0	0	0	0	0	0	0	1	0
Braxton Shelton p	0	0	0	0	0	0	0	0	0
Totals	29	1	3	1	3	11	24	13	5

Player	ab	r	h	rbi	bb	so	po	a	lob
Howell, Kason cf	3	0	0	0	0	0	2	0	0
Hall, Josh cf	0	0	0	0	0	0	0	0	0
Foster, Cole ss	4	0	1	1	0	0	0	6	0
Kirby, Justin rf	4	0	0	0	0	1	0	0	1
Irish, Ike 1b	4	1	0	0	0	1	10	0	1
Ware, Bryson 3b	3	2	3	2	0	0	2	1	0
Peirce, Bobby dh	2	0	0	1	0	0	0	0	0
Stanfield, Chris lf	3	0	0	0	0	0	0	0	0
LaRue, Nate c	3	0	0	0	0	1	12	1	1
Moss, Brody 2b	2	1	0	0	1	0	1	1	0
Vail, Tommy p	0	0	0	0	0	0	0	0	0
Allsup, Chase p	0	0	0	0	0	0	0	0	0
Totals	28	4	4	4	1	3	27	9	3

Score by Innings	1	2	3	4	5	6	7	8	9	R	H	E
UAB	0	0	0	0	0	0	0	0	1	1	3	1
Auburn	0	0	0	2	1	1	0	0	X	4	4	0

E - G. Lewis Jr.(2). LOB - UAB 5; Auburn 3. 2B - Foster, C.(3). 3B - Ware, B.(1). HR - Ware, B.(7). HBP - Howell, K.. SH - B. Abernathy(2). SF - Peirce, B.(1). SB - G. Lewis Jr.(3).

UAB	ip	h	r	er	bb	so	ab	bf	np
Leo Harris	1.0	0	0	0	0	0	3	4	12
John Luke Marlin	1.0	1	0	0	0	0	4	4	20
Christian Clack	1.0	0	0	0	0	0	3	3	9
Tyler Haines	1.0	1	2	1	0	0	5	5	16
Colin Daniel	1.0	1	1	1	1	1	4	5	21
Thomas Ballard	1.0	1	1	1	0	0	3	4	11
JC Sewell	1.0	0	0	0	0	1	3	3	9
Braxton Shelton	1.0	0	0	0	0	1	3	3	11


Auburn	ip	h	r	er	bb	so	ab	bf	np
Vail, Tommy	5.2	0	0	0	2	8	17	19	87
Allsup, Chase	3.1	3	1	1	1	3	12	14	46

Win - Vail, T. (2-0). Loss - T. Haines (0-2). Save - Allsup, C. (2).


WP - C. Daniel(1); Allsup, C.(1). HBP - by L. Harris (Howell, K.). Pitches/strikes: L. Harris 12/10; J. Marlin 20/10; C. Clack 9/5; T. Haines 16/12; C. Daniel 21/11; T. Ballard 11/7; JC. Sewell 9/6; B. Shelton 11/8; Vail, T. 87/56; Allsup, C. 46/28.

Umpires - HP: Kaleb Devier 1B: Dexter Kelley 2B: Danny Cricks 3B: David Savage
 Start: 6:02 pm Time: 2:13 Attendance: 2920
 Weather: 78, clear

TV/RADIO ROSTER



1 CADEN GREEN



2 JOSH HALL




3 CHRIS STANFIELD



4 CARTER WRIGHT



5 KASON HOWELL



6 RYAN DYAL



7 COLE FOSTER



8 BRYSON WARE



9 BRODY MOSS




10 BRODY WORTHAM



11 GAVIN MILLER



12 DREW NELSON




14 JUSTIN KIRBY



16 CAM HILL



17 TREVOR HORNE



18 IKE IRISH



20 TOMMY SHEEHAN



21 TOMMY VAIL



22 HAYDEN MURPHY



23 PARKER CARLSON



24 NATE LARUE



25 TANNER BAUMAN




26 COOPER MCMURRAY



27 BOBBY PEIRCE




28 ELLIOT BRAY



29 CHRISTIAN HERBERHOLZ



31 MIKE BELLO



33 WILL CANNON



41 JOHN ARMSTRONG



43 CHASE ISBELL




44 RYAN OLSON



45 JOSEPH GONZALEZ



46 CHASE ALLSUP




47 CAMERON KESHOCK



51 TY MAULDIN



54 KONNER COPELAND



77 ZACH CROTCHFELT



30 BUTCH THOMPSON



36 KARL NONEMAKER



39 GABE GROSS



40 DARON SCHOENROCK