



CRIMSON TIDE

BASEBALL

24 NCAA Tournament Appearances » 5 CWS Appearances » 14 SEC Championships » 67 Major League Players



GAME 26



ALABAMA VS #12 AUBURN

MARCH 26, 2019 / 6 P.M. / MONTGOMERY, ALA.
RIVERWALK STADIUM (7,000)

TV: SEC NETWORK

(Play-By-Play: Clay Matvick, Color: Todd Walker)

RADIO: CRIMSON TIDE SPORTS NETWORK

(Play-By-Play: Chris Stewart, Color: Lee Tracey)

CRIMSON TIDE

2019 Record 19-6
2019 SEC Record 2-4
Head Coach Brad Bohannon
Record at Alabama (Years) 46-35 (2nd)
Career Record (Years) 46-35 (2nd)

TIGERS

2019 Record 20-4
2019 SEC Record 4-2
Head Coach Butch Thompson
Record at Auburn (Years) 123-86 (4th)
Career Record (Years) 162-98 (5th)

INSIDE THE SERIES

Overall: 296th Meeting on Tuesday (Alabama leads, 161-134)
Alabama's Record: At Home: 80-49 | In Auburn: 55-59 | At Neutral Sites: 26-26
Current Streak: Auburn, Won 4
Last Meeting (in Capital City Classic): March 27, 2018 (Alabama, 0-1 || L, 2-5)
Series Notes: Auburn holds the all-time advantage in the Montgomery series, 9-1, with the Crimson Tide's lone win coming in 2014 by a score of 4-3.

PROBABLE STARTING PITCHING MATCHUP

TUESDAY	W-L	ERA	G/GS	IP	H	R	ER	BB	SO
UA - Tyler Ras (Fr., RHP)	1-1	3.06	6/5	17.2	20	6	6	8	17
AU - Garrett Wade (Fr., RHP)	3-0	3.45	6/3	15.2	10	7	6	12	23

2019 SCHEDULE

Opponent	TV	Time (CT)/Result
FEBRUARY (7-2)		
15 PRESBYTERIAN	SEC Network+	W, 7-2
16 PRESBYTERIAN	SEC Network+	L, 1-4
PRESBYTERIAN	SEC Network+	W, 9-4
18 JACKSONVILLE STATE	SEC Network+	W, 13-2
22 BALL STATE	SEC Network+	W, 7-1
23 BALL STATE	SEC Network+	L, 5-8
24 BALL STATE	SEC Network+	W, 6-0
26 NORTH ALABAMA	SEC Network+	W, 8-0
27 NORTH ALABAMA	SEC Network+	W, 4-1
MARCH (12-4)		
1 at South Alabama		W, 7-3
2 at South Alabama		W, 10-5
at South Alabama		W, 6-1
5 UAB	SEC Network+	W, 4-3
6 SOUTH DAKOTA STATE	SEC Network+	(14) W, 5-4
8 NORTHERN KENTUCKY	SEC Network+	W, 15-1
9 NORTHERN KENTUCKY	SEC Network+	W, 9-4
10 NORTHERN KENTUCKY	SEC Network+	W, 10-1
12 MIDDLE TENNESSEE	SEC Network+	W, 2-0
15 at #8 Ole Miss*	SEC Network+	L, 0-1
16 at #8 Ole Miss*	SEC Network+	W, 8-6
17 at #8 Ole Miss*	SEC Network+	L, 2-12
19 MAINE	SEC Network+	W, 16-0
22 #9 ARKANSAS*	SEC Network+	L, 3-12
23 #9 ARKANSAS*	SEC Network+	W, 10-0
24 #9 ARKANSAS*	SEC Network	L, 2-10
26 vs. #12 Auburn ¹	SEC Network	6 P.M.
29 at #15 Florida*	SEC Network+	5:30 P.M.
30 at #15 Florida*	SEC Network+	5:30 P.M.
31 at #15 Florida*	SEC Network+	12 P.M.
APRIL (0-0)		
2 TROY	SEC Network+	6 P.M.
4 SOUTH CAROLINA*	SEC Network	6 P.M.
5 SOUTH CAROLINA*	SEC Network	6 P.M.
6 SOUTH CAROLINA*	SEC Network+	1 P.M.
9 at Samford		6 P.M.
12 at Mississippi State*	SEC Network+	6:30 P.M.
13 at Mississippi State*	SEC Network+	3 P.M.
14 at Mississippi State*	SEC Network	3 P.M.
16 at UAB ²		6:30 P.M.
19 VANDERBILT*	SEC Network+	6 P.M.
20 VANDERBILT*	SEC Network	8 P.M.
21 VANDERBILT*	SEC Network+	1 P.M.
24 at Jacksonville State		6 P.M.
26 LSU*	SEC Network+	6 P.M.
27 LSU*	SEC Network+	2 P.M.
28 LSU*	SEC Network+	1 P.M.
MAY (0-0)		
3 at Auburn*	SEC Network+	6 P.M.
4 at Auburn*	SEC Network	7 P.M.
5 at Auburn*	SEC Network	3 P.M.
8 at Troy		6 P.M.
10 TEXAS A&M*	SEC Network+	6 P.M.
11 TEXAS A&M*	SEC Network+	2 P.M.
12 TEXAS A&M*	SEC Network	2 P.M.
14 SAMFORD	SEC Network+	6 P.M.
16 at Georgia*	SEC Network+	6 P.M.
17 at Georgia*	SEC Network	6 P.M.
18 at Georgia*	SEC Network+	1 P.M.
21-26 SEC Tournament ³	SEC Network/ESPN2	TBA

(1) - MAX Capital City Classic at Riverwalk Stadium (Montgomery, Ala.)
(2) - Regions Field (Birmingham, Ala.)
(3) - SEC Baseball Tournament at Hoover Metropolitan Stadium (Hoover, Ala.)
* Southeastern Conference game
BOLD indicates home game
Rankings are Baseball America or USA Today Coaches (highest ranking listed)

SOCIAL MEDIA:



Follow us on Twitter and Instagram @AlabamaBSB



Like us on Facebook at AlabamaBSB

Follow ALABAMA BASEBALL on the social media sites listed for up-to-date news, exclusive content and more.

ALABAMA		AUBURN	
2109 STATS		Season	2019 STATS
.284		Average	.276
6.8		Runs / Game	7.0
9.6		Hits / Game	9.4
50		Doubles	42
7		Triples	6
17		Home Runs	19
152		Runs Batted In	145
157/191		Walks / Strikeouts	114/181
24-32		Stolen Bases	40-45
228.0		Innings Pitched	221.0
2.92		ERA	3.34
3.4		Runs Allowed / Game	4.2
7.4		Hits Allowed / Game	8.0
74/226		Walks / Strikeouts	76/231
.982		Fielding Percentage	.970
16		Errors	27
17		Double Plays	9

ALABAMA		AUBURN	
2109 STATS		Season	2019 STATS
Robinson .397		Average	.323 Woley
Gentry/McCullough 18		Runs	25 Julien
Robinson 31		Hits	31 Woley
Holcombe/McCullough 9		Doubles	7 Woley
Breaux/McCullough 2		Triples	2 Ward
Gentry 5		Home Runs	5 Julien
Holcombe 25		Runs Batted In	25 Julien
McCullough/Williamson 22		Walks	19 Julien
Auerbach/Gentry 4		Stolen Bases	10 Holland/Howell
Williamson .477		On-Base %	.440 Julien
Holcombe .640		Slugging %	.541 Julien
Finnerty 35.0		Innings Pitched	38.1 Burns
Cameron/Medders/Randolph 9		Appearances	11 Anderson
Randolph/Vainer 0.00		ERA (reliever)	1.62 Fuller
Finnerty 4		Wins	4 Anderson
Randolph 4		Saves	4 Greenhill
Love 29		Strikeouts	52 Burns

ABOUT AUBURN

- Alabama and Auburn will meet for the 296th time in series history when the two teams square off on Tuesday night. The contest in Montgomery will be the 11th all-time meeting in the MAX Capital City Classic at Riverwalk Stadium, with the Tigers holding a 9-1 advantage in the non-conference series.
- The two teams last met from April 20-21, 2018, in Tuscaloosa. The Crimson Tide suffered a series sweep at the hands of 25th-ranked Auburn across Friday night and a Saturday doubleheader. Alabama and Auburn's last MAX Capital City Classic pairing saw the Tigers come away with a 5-2 win on March 27, 2018.
- Butch Thompson is in his fourth year leading the Auburn program, sporting a 103-82 record entering the 2019 campaign, and is in his fifth season overall as a head coach, coming into the new year with a 142-94 career mark. A graduate of Birmingham-Southern, Thompson is assisted by Karl Nonemaker and Gabe Gross along with volunteer assistant Steve Smith.
- Auburn returns 15 letterwinners, including six positional starters and nine pitchers, from the 2018 team that finished 43-23 overall and 15-15 in SEC action to finish third in the West. AU advanced to an NCAA Super Regional a season ago, falling to the Florida Gators, 2-1, in Gainesville. The 2019 roster is without 14 lettermen from last year's squad, a number that includes four positional starters and five pitchers. The 2019 Tigers roster features 19 newcomers.
- The Tigers were selected to finish fourth in the West and seventh overall in the SEC in the league's preseason poll, as voted on by the conference's head coaches.

ALABAMA IN THE POLLS					
	BA	CBN	D1	NCBWA	USA Today
Preseason	--	--	--	--	--
Feb. 18	--	--	--	--	--
Feb. 25	--	--	--	--	--
March 4	--	--	--	RV	--
March 11	--	26	--	RV	RV
March 18	--	--	--	RV	RV
March 25	--	--	--	RV	RV
April 1					
April 8					
April 15					
April 22					
April 29					
May 6					
May 13					
May 20					
May 27					

2019 SEC STANDINGS		
EASTERN DIVISION		
SCHOOL	OVERALL	SEC
Georgia	21-3	5-1
Vanderbilt	19-5	4-2
Missouri	15-9	2-4
Tennessee	20-5	2-4
Florida	16-10	1-5
South Carolina	16-8	1-5
Kentucky	14-10	0-6
WESTERN DIVISION		
SCHOOL	OVERALL	SEC
Arkansas	20-4	5-1
Texas A&M	21-5	5-1
Auburn	20-4	4-2
LSU	17-7	4-2
Mississippi State	22-3	4-2
Ole Miss	17-8	3-3
Alabama	19-6	2-4

CRIMSON TIDE AT A GLANCE	
Overall Record.....	19-6
Current Streak.....	Lost 1
Series Record.....	5-2-0
Home	15-4
Road	4-2
Neutral	0-0
Day/Night	12-4/7-2
vs. Top-25 Teams	2-4
In February	7-2
In March	12-4
In April	0-0
In May	0-0
In June	0-0
vs. RHS/LHS	14-5/5-1
Alabama Scores First	15-1
Comeback Wins	6
Losses After Leading	1
Extra Innings	1-0
One-Run Games	2-1
Two-Run Games	2-0
Leading After 6/7/8	17-0/18-0/19-0
Trailing After 6/7/8	0-6/0-6/0-6
Alabama Out-Hits Opponent	15-0
Opponent Out-Hits Alabama	0-6
Two Teams Match on Hits	4-0

QUICK FACTS

UNIVERSITY

Location	Tuscaloosa, Ala.
Founded	April 12, 1831
Enrollment	38,392
Conference	Southeastern
Colors	Crimson and White
Nickname	Crimson Tide
President	Dr. Stuart Bell
Director of Athletics	Greg Byrne

FACULTY ATHLETICS

Representative	Dr. James King
Sport Administrator	Chris Besanceney
Arena (Capacity)	Sewell-Thomas Stadium (5,867+)

COACHING STAFF

Head Coach	Brad Bohannon
Alma Mater	Berry College, 1998
Record at Alabama	46-35 (Second Season)
Assistant Coach	Jason Jackson (Second Season)
Assistant Coach	Jerry Zulli (Second Season)
Assistant Coach	Matt Reida (First Season)
Director of Operations	Jack Hoehl
Strength and Conditioning	Brett Price
Athletic Trainer	Sean Stryker

TEAM INFORMATION

2018 Record	27-29
2018 SEC Record/Finish	8-22/14th
2018 H/A/N Record	22-13/5-15/0-1
Letterwinners Returning/Lost	13/18
Starting Position Players Returning/Lost	3/6
Starting Pitchers Returning/Lost	2/1
Newcomers	22

PROGRAM HISTORY

All-Time Record	2,630-1,636-25 (.616)
SEC Record	959-824-5 (.538)
SEC Tournament Record	49-43 (.533)
SEC Championships	14
SEC Divisional Championships	11
NCAA Tournament Appearances	24
CWS Appearances	5

ATHLETICS COMMUNICATIONS

Baseball Contact	Alex Thompson
Office	205-348-6084
Cell	440-666-7615
E-mail	athompson@ia.ua.edu
Fax	205-348-8841
Website	www.RollTide.com
Mailing Address	1201 Coliseum Drive Room 170 Tuscaloosa, AL 35487

HOW TO FOLLOW ALABAMA BASEBALL

Get all the latest information on the team by following @AlabamaBSB on Twitter and Instagram and on Facebook at Alabama Baseball. General athletic news can be found at UA_Athletics on Twitter and Instagram and AlabamaAthletics on Facebook.

SCOUTING ALABAMA

- Alabama closed out the week at 2-2 once again, pitching two shutouts across the Tide's four games at Sewell-Thomas Stadium. The first blanking came against Maine on Tuesday by a score of 16-0. UA's second shutout win of the week came on Saturday, as the Crimson Tide held ninth-ranked Arkansas off the board for a 10-0 victory.
- The Tide recorded a season high for runs in the 16-0 shutout win over the Maine Black Bears on Tuesday. Alabama's bats collected 16 hits and 11 walks on the way to a season-high 16 runs.
- UA saw eight of its nine starters record at least one hit, led by three-hit performances from sophomore **Tyler Gentry** and freshman **Drew Williamson**. Gentry closed out his night at 3-for-5, just a triple short of the cycle, and added two RBI and a team-high tying three runs scored. Williamson was a perfect 3-for-3 and contributed two runs scored, with his three-hit performance setting a new season-high total for the first-year starter.
- Joining Gentry with a home run was junior **Morgan McCullough** and freshman **T.J. Reeves**. McCullough's home run was a solo shot, his first of the season, while Reeves kept his in the park for the Tide's first inside-the-park home run since 2015. The freshman also contributed three RBI, a pair of walks and three runs.
- On the hill, the Tide used five arms to secure the shutout victory. In total, the Alabama pitchers struck out 13 while walking only four with each arm collecting at least one strikeout by night's end. Freshman **Tyler Ras** led the way, earning the win with a career-long 5.0 innings of three-hit baseball. The right-hander walked only one while striking out five before handing it over to the bullpen.
- Alabama suffered a 12-3 loss at the hands of ninth-ranked Arkansas on Friday. The Razorbacks scored one in the first before putting up six in the second and another single tally in the third to put the game out of reach. Arkansas widened their lead with two apiece in both the eighth and the ninth to end their scoring at 12. Alabama was able to post three runs in the ninth, but the late rally was not enough in the end.
- The Crimson Tide turned the tables on Saturday, blanking the Razorbacks by a score of 10-0. Alabama excelled on both sides of the ball, posting 10 runs while shutting out the high-powered Razorback offense. All nine Crimson Tide starters reached base safely, with eight of the nine collecting at least one RBI and seven of the starters recording one or more runs scored.
- Keith Holcombe** finished his day at 2-for-5 with a double and his third home run of the season. The senior added one RBI and a team-high tying two runs scored. Also recording two hits was **Kolby Robinson**, with the junior going 2-for-5 and crossing a team-high three RBI to go with his one run scored.
- On the mound, redshirt junior **Brock Love** earned his third win of the season thanks to a career-long 5.1 scoreless frames. The right-hander allowed two hits and three walks while striking out one across his 83 pitches before turning it over to the bullpen. **Brock Guffey** followed, with the sophomore matching his career-long for innings at 2.2 before freshman **Connor Shamblin** closed things out with a scoreless ninth.
- The Crimson Tide fell to Arkansas by a score of 10-2 on Sunday afternoon. The Razorbacks got on the board first with two runs apiece in the first and third frames. Alabama cut the early lead in half with a two-run fourth, but four runs in the fifth and another pair in the eighth secured the series-clinching win for the Hogs.
- Alabama returned 13 letterwinners while losing 18 from the 2018 squad. The 2019 Crimson Tide welcomed back three positional starters and two starting pitchers while hosting 22 newcomers.

CAPITAL CITY CLASSIC SERIES HISTORY

- Alabama and Auburn will meet again in the MAX Credit Union Capital City Classic, the 11th time in the history of the event.
- Auburn leads the all-time Capital City Classic, going 9-1 across the first 10 contests. Below is a recap of all 10 games:
 - + 2018: Auburn 5, Alabama 2**
Auburn put up a four-spot in the second to put the game out of reach. The Tide battled for one in the sixth but was matched by the Tigers' one tally in the seventh. Alabama scored one more in the top of the eighth and had the tying run at the plate but was unable to come away with the win.
 - + 2017: Auburn 4, Alabama 3**
The Tigers took an early 3-0 lead in the third, but Alabama answered with single tallies in the third, fourth and fifth frames to make it a 3-3 contest. One run in the top of the sixth by Auburn ended the night's scoring and helped AU claim the one-run win in Montgomery.
 - + 2016: Auburn 10, Alabama 1**
Alabama had run scoring opportunities in each of the first three innings but could not hold off the AU offense from building a 7-1 lead over that time. The Tigers notched single tallies in the fourth, fifth and sixth innings for the win.
 - + 2015: Auburn 5, Alabama 3**
The Tigers received a solid start from Keegan Thompson, with the righty tossing 7.1 frames and allowing three runs with 12 strikeouts. UA rallied in the ninth, bringing the go-ahead run to the plate but could not score.
 - + 2014: Alabama 4, Auburn 3**
The Tide scored the game-winning run in the top of the ninth on a bunt from Ben Moore that led to an errant throw to first Alabama's Thomas Burrows was named MVP for his 3.0 scoreless innings pitched.
 - + 2013: Auburn 6, Alabama 3**
Alabama committed three errors, leading to four unearned runs for Auburn.
 - + 2012: Auburn 8, Alabama 3**
Auburn put the game out of reach with three runs in the eighth inning to move ahead by five for the eventual 8-3 final.
 - + 2011: Auburn 2, Alabama 1**
The Tigers and Tide were knotted up at 1-1 until a two-out double in the second inning gave Auburn the final lead.
 - + 2010: Auburn 8, Alabama 6**
The score stayed at 5-4 from the fourth inning until the seventh, when an RBI single to center widened the gap for AU.
 - + 2009: Auburn 8, Alabama 7**
Auburn scored two runs in the ninth inning to erase a one-run deficit en route to an 8-7 win over Alabama.

ALABAMA FIRST PITCH - MACK WILSON

- Former Alabama football linebacker Mack Wilson will be throwing tonight's ceremonial first pitch.
- Wilson, a Montgomery native who attended Carver High School, starred at The University of Alabama each of the last three seasons.
- He earned second team All-America accolades in 2018 and was an All-SEC second team selection while also being tabbed a semifinalist for the Butkus Award as a junior.
- Wilson totaled 119 tackles for his career across 42 games of action, including 17 starts, and earned two SEC Championship titles to go with one national championship in 2017.
- Regarded as one of the top linebacker prospects coming out of college this season, Mack is currently preparing for the NFL Draft.

FREE PASSES

- The Crimson Tide has been patient at the plate in 2019, drawing 157 total walks through 25 games to average 6.3 free passes per game. At the current rate, Alabama would finish the regular season with 352 walks, which would come close to matching the program record of 367 from the 1999 season and be well past last year's total of 270.
- Alabama's walk total leads the SEC and is fourth nationally. The current Division I leader is Florida State at 168.
- Junior Morgan McCullough and freshman Drew Williamson share the Alabama lead in walks with 22 to tie for 24th in the country and fourth in the league. Tied for 13th in the conference in walks is junior Justin King who has accumulated 18 free passes to rank second on the Tide.
- The Tide has also been hit by 29 pitches this season, tied for fifth in the conference and 73rd nationally.
- Senior Keith Holcombe has been plunked by six pitches to rank 10th in the SEC while junior Brett Auerbach along with senior Joe Breaux have each recorded five to tie for 11th in the SEC.
- The combined free passes have helped Alabama maintain a team on-base percentage of .405. That mark is third in the league and 16th in the country.
- Williamson leads the Tide starters in OBP at .477 which is seventh in the SEC. Right behind him is Holcombe at .473, a total that ranks ninth in the league.

CRIMSON TIDE ARMS STARTING STRONG

- Alabama's pitching staff has put together a strong start to the 2019 campaign. The Tide arms have maintained a 2.92 ERA (74 ER/228.0 IP), good for 17th nationally and fifth in the Southeastern Conference.
- UA's pitching staff has combined for 226 strikeouts compared to only 74 walks. The 3.05 strikeout-to-walk ratio is fourth in the league and places the Tide at No. 16 in Division I. Alabama's lowly walk total per nine innings of 2.92 is third in the SEC and ranks 12th nationally.
- The Tide pitchers have also limited opposing hitters to a .224 average and allowed 48 extra-base hits (35 doubles, three triples, 10 home runs) in 25 games. Alabama has allowed 7.42 hits per nine innings to rank seventh in the SEC and 32nd overall in Division I.
- Alabama pitchers also sport a 1.15 WHIP (walks + hits / innings pitched), a total that is sixth in the SEC and 16th nationally.

ALABAMA BULLPEN HOLDING TOUGH IN 2019

- The Crimson Tide bullpen had a solid season in 2018 and has carried that success over into the new campaign.
- Alabama's 2019 bullpen holds a 2.62 ERA (38 ER/130.2 IP) and has limited opposing hitters to a .214 average. The Tide relievers have collected 136 strikeouts and issued only 49 walks for a 2.78 strikeout-to-walk ratio.
- In total, 15 arms have made a relief appearance with only senior Sam Finnerty not making an appearance out of the pen.
- Six of those 15 relievers sport a perfect 0.00 ERA with all but six relief arms holding an ERA of 2.00 or below.
- Graduate Jeremy Randolph is tied for the team lead in relief outings (9) and maintains a perfect 0.00 ERA (13.2 IP). The Tide closer has punched out 24 batters and allowed just one extra-base hit - a double. Randolph leads all relievers in strikeouts and has four saves in as many chances, a total that is tied for seventh among SEC relievers.
- Following closely behind Randolph in innings is redshirt junior Davis Vainer with 13.0. The right-hander holds a 0.00 ERA (13.0 IP) across his seven appearances and has struck out 16 compared to four walks while limiting opposing hitters to a 0.71 average, the lowest among all relief arms for the Crimson Tide.

THE TIDE DEFENSE HAS BEEN IMPRESSIVE

- Alabama's defense has played a key role in helping the team get off to an 19-6 start to the 2019 season.
- The Crimson Tide currently sports a .982 fielding percentage, good for second in the SEC and sixth in Division I.
- UA has 684 putouts and 201 assists with only 16 errors across 901 total chances.
- The Tide has also fielded 17 double plays on the season to tie for third in the conference. Second baseman Morgan McCullough and first baseman Drew Williamson are tied with 14 double plays turned to pace UA and tie for second in the league. The duo is followed closely by shortstop Kolby Robinson with 13, a total that ties for sixth in the SEC.

HOLCOMBE CARRIES HOT STREAK IN 2019 SEASON

- Senior Keith Holcombe has been red hot to start the 2019 campaign after an impressive 15-game stretch to close out 2018.
- Holcombe has contributed in a big way through this season's first 25 games, playing in 23 - all starts. The senior leads the Crimson Tide in RBI (25) and slugging percentage (.640) while ranking second in virtually every other offensive category.
- His impressive start to this season has seen the senior collect a .473 on-base percentage to rank ninth in the SEC. Holcombe also ranks 12th in the SEC in batting average at .373 and ties for eighth in the league in doubles (9). The Tide left fielder has added a team-high .640 slugging percentage, good for seventh in the conference.
- Spanning this season and last, Holcombe reached base safely in every contest from game two of the doubleheader vs. Auburn on April 21, 2018, through March 19 of this season, a 36-game streak.
- He closed out last season with a 15-game stretch that started in game two of the doubleheader with Auburn. During that time, Holcombe maintained a team-leading .346 (19-55) average. He also led the Tide in hits and totaled at least one hit in 12 of the 15 contests, including four multi-hit efforts during that stretch.
- Holcombe also led the Tide in RBI in that 15-game period, collecting one or more RBI in nine of the 15 games, including seven of the final nine SEC contests. He added five outings of two or more RBI in that stretch.

THE 12-GAME WINNING STREAK

- Alabama went on an impressive 12-game winning streak from Feb. 24 against Ball State through the March 12 matchup against Middle Tennessee. It was the longest winning streak under head coach Brad Bohannon and ties for the eighth-longest streak in Crimson Tide history. The streak was also UA's longest since the 1999 season when the Tide rallied off 16 straight wins.
- That 12-game stretch saw the Tide outscore its opponents, 86-23, to average 7.2 runs per game while batting .305 at the plate.
- The Tide pitchers maintained a lowly 1.43 ERA (18 ER/113.0 IP) and posted three shutouts across the stretch. Alabama's arms also limited the opposition to a .184 batting average while striking out 117 compared to only 26 walks.

HOW BIG IS THE JOE?

**320' to left field
360' to the alleys
390' to center field
320' to right field**

SEWELL-THOMAS SELLOUT TRACKER

(NO) DATE	ATTENDANCE	OPPONENT
1. February 19, 2016*	5,867	Maryland
2. February 20, 2016	6,449	Maryland
3. March 25, 2016	5,867	Tennessee
4. April 15, 2016	5,950	Ole Miss
5. April 16, 2016	6,385	Ole Miss
6. April 17, 2016	6,354	Ole Miss
7. April 30, 2016	6,644	Mississippi State (DH)
8. May 7, 2016	6,324	Auburn
9. May 8, 2016	5,991	Auburn
10. March 3, 2017	5,867	ULM
11. April 29, 2017	4,918	LSU
12. April 20, 2018*	5,593	Auburn
13. April 21, 2018	6,051	Auburn (DH)
14. May 5, 2018	4,631	Mississippi State
15. May 6, 2018	4,637	Mississippi State

* - *postgame fireworks show*

CRIMSON TIDE ON THE RADIO

Every game of the 2019 baseball season was available on commercial radio through the Crimson Tide Sports Network and was broadcasted on various stations locally in Tuscaloosa. The broadcast team of Chris Stewart and Lee Tracey provided the commentary throughout the season. Below is local listings for the broadcast station in the Alabama locations.

ANNISTON	WHMA-FM 95.5
ASHLAND	WCKF-FM 100.7
BIRMINGHAM	WENN-AM 1320
	WENN-FM 100.1
	WBHJ-HD3 95.7-3
BREWTON	WKNU-FM 106.3
CENTRE	WEIS-AM 990
	WEIS-FM 100.5
CULLMAN	WFMH-AM 1340
DECATUR	WWTM-AM 1400
	WWTM-FM 94.3
FAYETTE	WLDX-AM 990
	WLDX-FM 97.1
FT. PAYNE	WFPA-AM 1400
GADSDEN	WAAX-AM 570
HALEYVILLE	WWWH-FM 92.7
	WWWH-AM 1230
HATTIESBURG (Miss.)	WFOR-AM 1400
	WFOR-FM 92.7
HUNTSVILLE	WUMP-AM 730
	WUMP-FM 103.9
JACKSON	WHOD-FM 94.5
LINDEN/DEMOPOLIS	WINL-FM 98.5
MAPLESVILLE/PELHAM	WLGD-FM 106.3
MONROEVILLE	WMFC-FM 99.3
MONTGOMERY	WLWI-AM 1440
	WXFX-FM 95.1
	WXFX-HD2 95.1-3
ROME (Ga.)	WLAQ-AM 1400
RUSSELLVILLE	WGOL-AM 920
	WGOL-FM 100.7
	WDXX-FM 100.1
SELMA	WFEB-AM 1340
SYLACAUGA	WTLS-AM 1300
TALLASSEE	WTLS-FM 106.5
TUSCALOOSA	WNPT-FM 102.9
VERNON	WJEC-FM 106.5
WINFIELD	WKXM-AM 1300
	WKXM-FM 98.7

TOUGH SLATE IN 2019

- Alabama faces a tough schedule during the 2019 season.
- The Crimson Tide is scheduled to have faced off with nine teams that were ranked in the top-30 of at least one of the five major preseason polls (Baseball America, Collegiate Baseball News, D1Baseball.com, NCBWA, USA Today Coaches).
- Those nine teams are all SEC opponents with the exception of only South Carolina not earning a top-30 ranking. The Crimson Tide is slated for 28 games against preseason top-30 squads, made up of three-game weekend series plus the MAX Capital City Classic in Montgomery against Auburn.
- From that group of nine, seven teams were in the top-15 of at least one of the polls with six teams cracking the top-10 of at least one polls' rankings. LSU (CBN, USA Today) and Vanderbilt (Baseball America, D1Baseball.com, NCBWA) occupied the top spot across the five sets of rankings.
- In addition to the stiff competition in league play, Alabama will have squared off with teams selected to either win or be in the top three of their respective conference by their preseason league polls. Jacksonville State (Ohio Valley Conference) and South Dakota State (Summit League) were both tabbed as the second-place squad in their respective divisions with Ball State (MAC) and Samford (SoCon) each selected as the third-place team in their respective leagues.

HIGHLY REGARDED RECRUITING CLASS

- UA's 2019 roster features a highly regarded recruiting class as its core, with 22 newcomers spotting the roster.
- The 22 newcomers ties for second-most in college baseball with Arkansas also sporting 22 additions to the 2019 squad. The NCAA leader for newcomers is East Tennessee State at 25.
- Alabama's current crop of freshmen and junior college transfers was selected as a top-25 class by three separate outlets. The 2019 Crimson Tide class was No. 23 by Perfect Game USA while earning a No. 15 ranking by Baseball America. The Tide was ranked highest by Collegiate Baseball News, with the outlet tabbing the '19 class as its No. 10 group.
- Baseball America's season preview also tabbed freshman Tyler Ras (RHP/OF) as its No. 9 newcomer in the SEC.

2019 ROSTER SPANS THE CONTINENT

- Alabama's 2019 crop of student-athletes features players from 12 different states and Canada, creating a very diverse roster.
- The new edition of the Crimson Tide has less than half of its total student-athletes from Alabama, with only 17 of the 35 total players from the Yellowhammer State.
- Georgia (Byars, Cobb, Vainer) and Texas (Breaux, Shavers, Smith) are the two most well-represented states with three players each, matching the total for Canada (Carinci, King, Morris).
- The state of Tennessee (Gentry, Shamblin) has two players on the 2019 squad to round out the multiples.
- Alabama's 2019 roster has one player apiece from seven other states, including: California (Auerbach), Florida (Rukes), Iowa (Hawk), Mississippi (Wood), New Jersey (Ras), Ohio (Randolph) and Washington (McCullough).
- For perspective, the following number of Alabama-born athletes and total number of states dotting the past rosters are highlighted below:

YEAR	ALABAMA PLAYERS	# OF STATES
2019	17	13*
2018	18	9
2017	18	11
2016	21	11
2015	24	9
2014	23	8
2013	21	10
2012	22	11*
2011	19	9*
2010	22	7
2009	18	8

* - Canada included

THE TIDE'S NEW-LOOK ROSTER

- The 2019 roster returned just 13 letterwinners from a season ago, including three positional starters and two starting pitchers. The Tide welcomed 22 newcomers, which consists of nine freshmen and a group of new players that is made up of 10 junior college transfers, one graduate transfer (Jeremy Randolph) and two players who began their Division I baseball careers after already having been on campus (Chase Lee, Tyrell Shavers).
- Randolph came to Tuscaloosa after a four-year stint at Wright State (Ohio) from 2015-18. He wrapped up his career with a 16-5 record and five saves, maintaining a 3.05 ERA during that time. His efforts helped the Raiders to three Horizon League championships and three NCAA Regional appearances.
- Lee, a redshirt freshman, earned his spot on the roster through walk-on tryouts during the fall of 2018. He spent his freshman academic year as part of the Alabama Club Baseball Team, where he was selected as the team's Most Valuable Player thanks to a perfect 7-0 record with a 0.21 ERA. His efforts also earned him Rawlings National Club Baseball Association First Team All-America honors and NCBA South Atlantic First Team All-Region recognition.
- Shavers joined the Alabama baseball team as a sophomore in class status based on his time spent at the Capstone already. His eligibility clock began in 2017 when he joined the Crimson Tide's football team. Shavers redshirted his first season at UA before seeing time in all 15 games a season ago.
- Alabama entered the new season with a roster that features only six players with SEC experience. Of that six, only Joe Breaux, Keith Holcombe and Sam Praytor have significant starting experience. Gene Wood is next on that list, with injuries limiting his playing time during his four years at UA. Also included in the group of fielders are Walker McCleney and John Trousdale, who have both seen playing time, primarily in a reserve role, during their first two years with the Tide.
- On the hill, Alabama returned seven players with SEC experience, including starters Sam Finnerty and Garret Rukes. The duo started 10 games apiece in conference play a year ago. The relief group is headed by Brock Love, who has seen time as both a reliever and a starter this season, along with Deacon Medders. Love was hampered by injuries in 2018 but still managed six appearances overall with one start, including two relief outings in SEC pairings. Medders led all relievers in appearances during league play in 2018 with 14 and finished with 20 relief appearances overall. The relief group also features Kyle Cameron, Brock Guffey and Davis Vainer who made an impact in 2018.

2019 HOME RUN TRACKER

PLAYER (NO.)	INN	COUNT	RBI	LOC	OPP. (DATE)
Praytor (1)	1st	3-2	2	LCF	PC (2/15)
Praytor (2)	2nd	1-0	1	LCF	PC-1 (2/16)
Holcombe (1)	1st	1-0	2	RF	PC-2 (2/16)
Breaux (1)	1st	0-0	1	RF	JSU (2/18)
Holcombe (2)	5th	1-0	3	RCF	Ball State (2/22)
Gentry (1)	2nd	1-1	1	LF	Ball State (2/23)
Gentry (2)	3rd	1-0	2	LF	UNA (2/26)
King (1)	4th	3-2	1	RF	at USA-1 (3/2)
Gentry (3)	7th	3-2	2	LF	at USA-1 (3/2)
Hawk (1)	9th	1-1	2	LF	at USA-1 (3/2)
Gentry (4)	5th	0-1	1	LCF	UAB (3/5)
Reeves (1)	3rd	1-0	2	LF	NKU (3/8)
Breaux (2)	4th	0-1	1	RF	at Ole Miss (3/16)
McCullough (1)	3rd	1-0	1	RF	Maine (3/19)
Reeves (2)	3rd	1-1	2	ITP	Maine (3/19)
Gentry (5)	4th	1-2	1	RF	Maine (3/19)
Holcombe (3)	2nd	2-1	1	LF	Arkansas (3/23)

BY INNING

1st.....	3
2nd.....	3
3rd.....	4
4th.....	3
5th.....	2
6th.....	0
7th.....	1
8th.....	0
9th.....	1
Extras.....	0

BY COUNT

0-0.....	1
0-1.....	2
0-2.....	0
1-0.....	6
1-1.....	3
1-2.....	1
2-0.....	0
2-1.....	1
2-2.....	0
3-0.....	0
3-1.....	0
3-2.....	3

BY RBI

1.....	9
2.....	7
3.....	1
4.....	0

ALABAMA HEAD COACH BRAD BOHANNON



PREVIOUS COACHING EXPERIENCE

Wake Forest	Assistant Coach (2001-02)
Kentucky Wildcats	Assistant Coach (2004-05)
	Asst. Coach/Recruiting Coord. (2005-15)
Auburn Tigers	Assistant Coach (2016-17)

YEAR-BY-YEAR RECORD

UNIVERSITY OF ALABAMA (46-35, .568)

Year	Overall	Conf.	Notes
2018	27-29	8-22	First-Year Head Coach
2019	19-6	2-4	

TOTAL: 46-35 (.568) || 10-26 (.278) SEC

BOHANNON'S TOP-RANKED RECRUITING CLASSES

Since 2008, all of Bohannon's recruiting classes have been ranked in the top 25 by Perfect Game USA.

- 2008 - #4 (at Kentucky)
- 2009 - #6 (at Kentucky)
- 2010 - #16 (at Kentucky)
- 2011 - #25 (at Kentucky)
- 2012 - #11 (at Kentucky)
- 2013 - #25 (at Kentucky)
- 2014 - #16 (at Kentucky)
- 2015 - #9 (at Auburn)
- 2016 - #9 (at Auburn)
- 2017 - #6 (for Auburn)
- 2018 - #23 (at Alabama)

BY THE NUMBERS

- 2015 - ABCA & Baseball America National Assistant Coach of the Year
- 15 - Years of SEC coaching experience
- 25 - Different states and Canada that have produced players who have signed with Bohannon
- 69 - Kentucky Wildcats chosen in MLB Draft or signed as a free agent
- 20 - Players recruited at UK that went on to play Major League Baseball
- 3 - First round MLB Draft picks coached
- 2 - Served under a pair of SEC Coach of the Year honorees (John Cohen & Gary Henderson)

- Brad Bohannon was hired as Alabama's 32nd head baseball coach on June 1, 2017, and formally introduced at The University of Alabama on Monday, June 5.
- Bohannon immediately made his mark on the Alabama program in 2018. His first season saw the Crimson Tide get off to a perfect 9-0 start, with Bohannon matching Wallace Wade (1924) for the second-best start to an Alabama head coaching career.
- Under his direction in 2018, Alabama improved its win total by eight from the previous season, including three more victories in SEC play, to finish 27-29 overall and 8-22 in SEC action. The 27 wins were highlighted by six victories over top-25 teams, including a series win over then-No. 7 Kentucky.
- In 2018, Sewell-Thomas Stadium also became a favorable spot for the Crimson Tide once again. UA closed out its home slate with a 22-13 (.629) mark at The Joe compared to a 14-22 record in 2017.
- Since 2008, all of Bohannon's recruiting classes have been ranked in the top 25 by Perfect Game USA. His first recruiting class at Alabama, the Crimson Tide's current freshmen, was ranked No. 23 by Perfect Game USA, No. 15 by Baseball America and as high as No. 10 by Collegiate Baseball News, despite just over one year to recruit to UA.
- Bohannon came to Tuscaloosa with 14 years of Southeastern Conference coaching experience after having served as an assistant at Kentucky from 2004-15 and Auburn from 2016-17.
- He played a pivotal role in turning around both Kentucky and Auburn within three years on the job. The Wildcats became the first team in SEC history to go from worst to first in only one season, winning 44 games and the program's first SEC title in 2006, while the Tigers won 12 more games in 2017 than in 2016 and advanced to the NCAA Tournament.
- While at Kentucky, Bohannon served under two SEC Coach of the Year winners in John Cohen and Gary Henderson. Along with winning the school's only league title, Bohannon was a part of a trio of record-breaking win seasons, capped off by the 2012 team that won 45 games to set the UK program mark.
- A combined 69 Wildcat student-athletes were chosen in the Major League Baseball Draft or signed as a free agent during Bohannon's tenure as recruiting coordinator. He had nine recruits selected in the 2012 draft, as well, setting a new Kentucky record and ranking as the second-most in the NCAA. The 2018 MLB Draft saw seven former recruits from Bohannon's time in Lexington chosen to begin their professional careers, four of which went in the top-10 rounds, highlighted by junior right-hander Sean Hjelle, a second-round selection of the San Francisco Giants.
- Regarded as one of the best recruiters in the nation, Bohannon was responsible for signing 13 Kentucky Wildcat student-athletes that went on to play in the Major Leagues, including 2014 Golden Spikes Award winner A.J. Reed. Bohannon was key in the development of Reed, the 2014 consensus national player of the year. The 2012 Freshman All-American continued to improve each year under Bohannon's watch and went on to lead the NCAA in home runs and slugging percentage as a junior, while leading the SEC in wins by a pitcher.
- Prior to his time at UK, Bohannon worked for two seasons as Wake Forest where the Demon Deacons advanced to the NCAA Tournament twice and captured the ACC title in 2001.
- Bohannon earned an undergraduate degree from Berry College in 1998 and then graduated with a master's from Wake Forest in 2002. He began his collegiate career playing at Vanderbilt and Georgia Tech before ending up at Berry.
- A native of Rome, Ga., Bohannon is married to the former Kim Traylor.

BOHANNON VS. OPPONENTS [HEAD COACHING CAREER]

OPPONENT	RECORD
Alabama A&M	2-0
Alabama State	1-0
Alcorn State	1-0
Arkansas	1-5
Auburn	0-4
Ball State	2-1
Florida	0-0
Georgia	1-2
Jacksonville State	2-1
Kentucky	2-1
LSU	1-2
Maine	1-0
Middle Tennessee	2-0
Ole Miss	2-4
Mississippi State	1-2
Missouri	2-1
New Mexico State	2-1
North Alabama	2-0
Northern Kentucky	3-0
Oklahoma	1-2
Presbyterian	2-1
Samford	1-1
South Alabama	3-0
South Carolina	0-0
South Dakota State	1-0
Southern Miss	1-0
Tennessee	0-3
Texas A&M	0-3
Troy	1-0
UAB	2-1
Valparaiso	3-0
Vanderbilt	0-0
Washington State	3-0

BOLD indicates 2019 opponent

2019 ROSTER

PITCHERS

NO.	NAME	POS.	B-T	HT.	WT.	CL.	HOMETOWN (PREVIOUS SCHOOL)
5	Tyler Ras	RHP/OF	S-R	6-4	200	Fr.	Middletown, N.J. (Middletown North)
9	Casey Cobb	RHP	R-R	5-10	190	Jr.	Hamilton, Ga. (Chattahoochee Valley C.C./Harris County)
10	Sam Finnerty	RHP	R-R	6-0	225	Sr.	Pelham, Ala. (Pelham)
11	Wil Freeman	RHP	R-R	6-1	205	Jr.	Semmes, Ala. (Jones County J.C./Faith Academy)
20	Brock Love	RHP	R-R	6-1	210	R-Jr.	Gadsden, Ala. (Southside)
21	Garret Rukes	LHP	R-L	6-4	205	R-So.	Coconut Creek, Fla. (Pine Crest)
23	Jeremy Randolph	RHP	R-R	5-11	210	Gr.	Miamisburg, Ohio (Wright State/Miamisburg)
25	Dylan Smith	RHP	R-R	6-1	160	Fr.	Stafford, Texas (Stafford)
26	Dylan Oliver	LHP	L-L	5-10	155	Jr.	Mount Olive, Ala. (Marion Military Institute/Gardendale)
27	Chase Lee	RHP	R-R	6-0	150	R-Fr.	McCalla, Ala. (McAdory)
29	Connor Shamblyn	RHP	R-R	6-1	195	Fr.	Lakeland, Tenn. (Briarcrest Christian)
32	Deacon Medders	RHP	R-R	6-4	195	Jr.	Tuscaloosa, Ala. (American Christian Academy)
33	Kyle Cameron	RHP	R-R	6-5	220	R-Jr.	Tuscaloosa, Ala. (Hale County)
34	Jacob McNairy	RHP	R-R	6-1	195	Fr.	Athens, Ala. (Athens)
40	Brock Guffey	LHP	S-L	6-1	190	So.	Hoover, Ala. (Hoover)
44	Davis Vainer	RHP	R-R	6-0	185	R-Jr.	Atlanta, Ga. (Riverwood)
48	Landon Green	RHP	R-R	6-1	180	Fr.	Helena, Ala. (Helena)

CATCHERS

NO.	NAME	POS.	B-T	HT.	WT.	CL.	HOMETOWN (PREVIOUS SCHOOL)
7	Brett Auerbach	C/INF	R-R	5-9	180	Jr.	Mission Viejo, Calif. (Saddleback C.C./Tesoro)
19	Sam Praytor	C	R-R	5-9	220	So.	Helena, Ala. (Helena)
42	Johnny Hawk	C	R-R	5-9	180	Jr.	McClelland, Iowa (Iowa Western C.C./Creighton Prep)

INFIELDERS

NO.	NAME	POS.	B-T	HT.	WT.	CL.	HOMETOWN (PREVIOUS SCHOOL)
1	Daniel Carinci	INF	R-R	5-10	185	Fr.	Ajax, Ontario (Pickering)
2	John Trousdale	INF	L-R	6-0	190	Jr.	Rogersville, Ala. (Lauderdale County)
8	Morgan McCullough	INF	L-R	5-9	180	Jr.	Seattle, Wash. (Chipola C.C./Oregon/West Seattle)
16	Isaiah Byars	INF	R-R	6-0	180	Fr.	Stone Mountain, Ga. (Parkview)
24	Kolby Robinson	INF	R-R	5-9	170	Jr.	Cullman, Ala. (Wallace State C.C./Cullman)
50	Kobe Morris	INF	L-R	6-4	200	Jr.	Victoria, British Columbia (Crowder C.C./Spectrum)
55	Drew Williamson	INF/OF	L-R	6-5	210	Fr.	Brewton, Ala. (T.R. Miller)

OUTFIELDERS

NO.	NAME	POS.	B-T	HT.	WT.	CL.	HOMETOWN (PREVIOUS SCHOOL)
4	Joe Breaux	OF	L-L	5-11	200	Sr.	Tomball, Texas (McLennan C.C./Tomball)
12	Tyrell Shavers	OF	L-L	6-6	216	So.	Lewisville, Texas (Lewisville)
13	Walker McCleney	OF	L-L	5-8	175	Jr.	Morris, Ala. (Mortimer Jordan)
14	Gene Wood	OF	L-R	6-0	190	R-Jr.	Flowood, Miss. (Jackson Preparatory)
18	Keith Holcombe	OF	L-L	6-4	235	Sr.	Tuscaloosa, Ala. (Hillcrest)
22	T.J. Reeves	OF	R-R	5-11	200	Fr.	Birmingham, Ala. (Hueytown)
28	Tyler Gentry	OF	R-R	6-2	200	So.	Arlington, Tenn. (Walters State C.C./Arlington)
36	Justin King	OF/INF	L-L	6-1	200	Jr.	Okatoks, Alberta (Indian Hills C.C./Foothills Composite)

COACHES AND STAFF

6	Brad Bohannon	Head Coach/Second Year
15	Jason Jackson	Assistant Coach/Pitching Coach/Second Year
3	Jerry Zulli	Assistant Coach/Hitting Coach/Second Year
41	Matt Reida	Volunteer Assistant Coach/First Year
	Jack Hoehl	Director of Baseball Operations/Second Year
	Sean Stryker	Athletic Trainer/Second Year
	Brett Price	Strength & Conditioning/First Year
	Frank Newell	Nutrition/Third Year
	Jenny Sanders	Academics/Sixth Year
	Chris Besanceney	Baseball Administrator
	Troi Lane Wallace	Administrative Secretary
	Dr. Jeff Laubenthal	Team Physician
	Camden Bauer, Brady Carpenter, Ryan Egdes, Clay Estes, Jim Tierney	Student Managers

NUMERICAL

1	Daniel Carinci, INF
2	John Trousdale, INF
3	Jerry Zulli, ASSISTANT COACH
4	Joe Breaux, OF
5	Tyler Ras, RHP/OF
6	Brad Bohannon, HEAD COACH
7	Brett Auerbach, C/INF
8	Morgan McCullough, INF
9	Casey Cobb, RHP
10	Sam Finnerty, RHP
11	Wil Freeman, RHP
12	Tyrell Shavers, OF
13	Walker McCleney, OF
14	Gene Wood, OF
15	Jason Jackson, ASSISTANT COACH
16	Isaiah Byars, INF
18	Keith Holcombe, OF
19	Sam Praytor, C
20	Brock Love, RHP
21	Garret Rukes, LHP
22	T.J. Reeves, OF
23	Jeremy Randolph, RHP
24	Kolby Robinson, INF
25	Jacob McNairy, RHP
26	Dylan Oliver, LHP
27	Chase Lee, RHP
28	Tyler Gentry, OF
29	Connor Shamblyn, RHP
32	Deacon Medders, RHP
33	Kyle Cameron, RHP
34	Jacob McNairy, RHP
36	Justin King, OF/INF
40	Brock Guffey, LHP
41	Matt Reida, VOLUNTEER COACH
42	Johnny Hawk, C
44	Davis Vainer, RHP
48	Landon Green, RHP
50	Kobe Morris, INF
55	Drew Williamson, INF/OF

PRONUNCIATION GUIDE

Brett AUERBACH	hour-BACH
Joe BREAUx	BR0
Daniel CARINCI	kuh-rin-CHEE
Tyler RAS	ROSS
John TROUSDALE	TROWS-dale
Jack HOEHL	HAIL
Matt REIDA	RAY-duh
Jerry ZULLI	ZOO-lee

STATE/COUNTRY BREAKDOWN

Alabama	17
Georgia	3
Texas	3
Tennessee	2
California	1
Florida	1
Iowa	1
Mississippi	1
New Jersey	1
Ohio	1
Washington	1
Canada	3

PITCHING GAME-BY-GAME AND CAREER STATS

#5 TYLER RAS, RHP - FR.

MOST RECENT APP: GS, W, 5.0 IP, 3 H, 5 K/1 BB (3/19 vs. Maine)
AS A STARTER: 1-1 (5 GS), 3.18 ERA (6 ER/17.0 IP), 18 H, 6 R/6 ER, 16 K/6 BB
IN SEC PLAY (2019): N/A

2019 SEASON TOTALS

OPPONENT	ERA	W-L-S	G/GS	IP	H	R	ER	BB	SO	HR	NP
(2/16) Presbyterian-1	2.45	0-0-0	1/1	3.2	5	1	1	2	5	1	65
(2/23) Ball State	10.80	0-1-0	1/1	1.1	4	5	5	2	3	0	45
(2/27) UNA	9.53	0-0-0	1/0	0.2	2	0	0	2	1	0	35
(3/6) SDSU	5.59	0-0-0	1/1	4.0	3	0	0	1	2	0	59
(3/12) MTSU	4.26	0-0-0	1/1	3.0	3	0	0	0	1	0	40
(3/19) Maine	3.06	1-0-0	1/1	5.0	3	0	0	1	5	0	68
TOTALS	3.06	1-1-0	6/5	17.2	20	6	6	8	17	0	--

CAREER TOTALS

YEAR	ERA	W-L	APP/GS	SV	IP	H	R	ER	BB	SO	B/AVG
2019	3.06	1-1	6/5	0	17.2	20	6	6	8	17	.290
TOTALS	3.06	1-1	6/5	0	17.2	20	6	6	8	17	.290

#9 CASEY COBB, RHP - JR.

MOST RECENT APP: 4.0 IP, 3 H, 2 R/2 ER, 6 K/1 BB (3/22 vs. Arkansas)
IN SEC PLAY (2019): 0-0 (2 G), 7.94 ERA (5 ER/5.2 IP), 6 H, 5 R/5 ER, 8 K/2 BB

2019 SEASON TOTALS

OPPONENT	ERA	W-L-S	G/GS	IP	H	R	ER	BB	SO	HR	NP
(2/16) Presbyterian-2	5.40	0-0-0	1/0	1.2	2	1	1	1	2	0	29
(2/24) Ball State	1.93	0-0-0	1/0	3.0	1	0	0	1	1	0	35
(3/1) at USA	1.17	0-0-1	1/0	3.0	1	0	0	0	3	0	35
(3/5) UAB	3.12	0-0-0	1/0	1.0	1	2	2	2	0	0	30
(3/9) NKU	2.61	0-0-0	1/0	1.2	4	3	0	2	1	0	44
(3/17) at Ole Miss	4.50	0-0-0	1/0	1.2	3	3	3	1	2	0	36
(3/22) Arkansas	4.50	0-0-0	1/0	4.0	3	2	2	1	6	1	64
TOTALS	4.50	0-0-1	7/0	16.0	15	11	8	8	15	0	--

CAREER TOTALS (at Alabama)

YEAR	ERA	W-L	APP/GS	SV	IP	H	R	ER	BB	SO	B/AVG
2019	4.50	0-0	7/0	1	16.0	15	11	8	8	15	.238
TOTALS	4.50	0-0	7/0	1	16.0	15	11	8	8	15	.238

#11 WIL FREEMAN, RHP - JR.

MOST RECENT APP: GS, L, 2.0 IP, 3 H, 2 R/2 ER, 1 K/1 BB (3/24 vs. Arkansas)
AS A STARTER (AT UA): 2-2 (5 GS), 4.80 ERA (8 ER/15.0 IP), 15 H, 8 R/8 ER, 9 K/3 BB
IN SEC PLAY (2019): 0-2 (2 G/2 GS), 12.46 ERA (6 ER/4.1 IP), 6 H, 6 R/6 ER, 1 K/2 BB

2019 SEASON TOTALS

OPPONENT	ERA	W-L-S	G/GS	IP	H	R	ER	BB	SO	HR	NP
(2/15) Presbyterian	0.00	0-0-0	1/0	3.0	2	0	0	1	0	0	36
(2/18) Jacksonville St.	2.25	0-0-0	1/1	1.0	2	1	1	0	0	0	10
(2/26) UNA	1.12	1-0-0	1/1	4.0	1	0	0	0	4	0	51
(3/2) at USA-2	1.74	0-0-0	1/0	2.1	2	1	1	1	2	0	41
(3/6) SDSU	1.54	0-0-0	1/0	1.1	0	0	0	0	2	0	15
(3/10) NKU	1.56	1-0-0	1/1	5.2	6	1	1	1	4	0	64
(3/17) at Ole Miss	3.20	0-1-0	1/1	2.1	3	4	4	1	0	0	36
(3/24) Arkansas	3.74	0-1-0	1/1	2.0	3	2	2	1	1	1	28
TOTALS	3.74	2-2-0	8/5	21.2	19	9	9	5	13	0	--

CAREER TOTALS (at Alabama)

YEAR	ERA	W-L	APP/GS	SV	IP	H	R	ER	BB	SO	B/AVG
2019	3.74	2-2	8/5	0	21.2	19	9	9	5	13	.241
TOTALS	3.74	2-2	8/5	0	21.2	19	9	9	5	13	.241

#20 BROCK LOVE, RHP - R-JR.

MOST RECENT APP: GS, W, 5.1 IP, 2 H, 1 K/3 BB (3/23 vs. Arkansas)
AS A STARTER (CAREER): 4-0 (12 GS), 4.36 ERA (20 ER/41.1 IP), 37 H, 20 R/19 ER, 56 K/15 BB
IN SEC PLAY (CAREER): 1-0 (5 G), 4.15 ERA (4 ER/8.2 IP), 7 H, 5 R/4 ER, 4 K/9 BB

2019 SEASON TOTALS

OPPONENT	ERA	W-L-S	G/GS	IP	H	R	ER	BB	SO	HR	NP
(2/16) Presbyterian-1	0.00	0-0-0	1/0	2.0	4	1	0	0	4	0	34
(2/23) Ball State	0.00	0-0-0	1/0	3.2	2	0	0	2	2	0	60
(2/27) UNA	0.00	0-0-0	1/1	1.0	1	0	0	0	3	0	17
(3/2) at USA-2	0.00	1-0-0	1/1	4.2	1	0	0	1	11	0	80
(3/9) NKU	0.55	1-0-0	1/1	5.0	4	1	1	1	6	1	69
(3/16) at Ole Miss	2.50	0-0-0	1/1	1.2	3	5	4	3	2	0	47
(3/19) Arkansas	1.93	1-0-0	1/1	5.1	2	0	0	3	1	0	83
TOTALS	1.93	3-0-0	7/5	23.1	17	7	5	10	29	0	--

2018 SEASON TOTALS

OPPONENT	ERA	W-L-S	G/GS	IP	H	R	ER	BB	SO	HR	NP
(2/20) MTSU	0.00	0-0-0	1/0	2.0	2	0	0	0	2	0	32
(2/27) at Samford	0.00	0-0-0	1/0	2.0	1	0	0	1	2	0	30
(3/7) Southern Miss	0.00	1-0-0	1/0	2.0	0	0	0	1	3	0	24
(3/18) Georgia	0.00	0-0-0	1/0	1.0	2	0	0	1	0	0	19
(4/24) Troy	0.00	1-0-0	1/1	1.0	0	0	0	0	2	0	12
(4/29) at Arkansas	0.00	0-0-0	1/0	0.1	0	0	0	0	1	0	9
TOTALS	0.00	2-0-0	6/1	8.1	5	0	0	4	10	0	--

2017 SEASON TOTALS

OPPONENT	ERA	W-L-S	G/GS	IP	H	R	ER	BB	SO	HR	NP
(2/17) Presbyterian	0.00	0-0-1	1/0	4.0	2	0	0	2	5	0	53
(2/22) Southern Miss	4.70	0-0-0	1/1	3.2	5	4	4	2	7	1	78
(2/26) Oral Roberts	6.00	0-1-0	1/0	1.1	2	3	2	2	0	0	28
(3/3) ULM	4.05	1-0-0	1/0	4.1	0	0	0	0	10	0	63
(3/12) UAPB-1	6.06	0-1-0	1/1	3.0	6	5	5	2	3	2	60
(3/15) Samford	7.02	0-0-0	1/0	0.1	3	2	2	1	1	1	22
TOTALS	7.02	1-2-1	6/2	16.2	18	14	13	9	26	4	--

2016 SEASON TOTALS

OPPONENT	ERA	W-L-S	G/GS	IP	H	R	ER	BB	SO	HR	NP
(2/24) Nicholls State	0.00	0-0-0	1/0	1.0	0	0	0	0	1	0	9
(3/6) vs. Brown	0.00	0-0-0	1/0	2.0	2	0	0	1	1	0	32
(3/12) Houston	0.00	0-0-0	1/0	2.0	3	0	0	0	2	0	24
(3/22) at UAB	1.23	0-0-0	1/0	2.1	3	1	1	1	1	0	44
(3/29) vs. Auburn	2.89	0-0-0	1/0	2.0	2	2	2	1	1	1	46
(4/5) Alcorn State-1	2.19	0-0-0	1/1	3.0	2	0	0	0	4	0	40
(4/12) UAB	3.24	0-0-0	1/0	4.1	3	3	3	1	6	0	71
(4/19) Troy	3.32	0-0-0	1/1	5.0	4	2	2	2	9	0	96
(4/24) at Texas A&M	3.27	0-0-0	1/0	0.1	0	0	0	1	0	0	7
(4/26) at Samford	3.12	0-0-0	1/1	4.0	4	1	1	1	1	0	72
(5/17) Samford	3.30	0-0-0	1/1	4.0	5	2	2	0	7	1	70
TOTALS	3.30	0-0-0	11/4	30.0	28	11	11	8	33	2	--

CAREER TOTALS

YEAR	ERA	W-L	APP/GS	SV	IP	H	R	ER	BB	SO	B/AVG
2016	3.30	0-0	11/4	0	30.0	28	11	11	8	33	.252
2017	7.02	1-2	6/2	1	16.2	18	14	13	9	26	.290
2018	0.00	2-0	6/1	0	8.1	5	0	0	4	10	.179
2019	1.93	3-0	7/5	0	23.1	17	7	5	10	29	.202
TOTALS	3.33	6-2	30/12	1	78.1	68	32	29	31	98	.239

PITCHING GAME-BY-GAME AND CAREER STATS

#21 GARRET RUKES, LHP - R-SO.

MOST RECENT APP: 0.1 IP, 2 H (3/24 vs. Arkansas)
AS A STARTER (CAREER): 3-3 (18 GS), 2.92 ERA (17 ER/52.1 IP), 42 H, 19 R/17 ER, 41 K/18 BB
IN SEC PLAY (CAREER): 0-4 (13 G/10 GS), 3.77 ERA (12 ER/28.2 IP), 29 H, 17 R/12 ER, 21 K/14 BB

2019 SEASON TOTALS

OPPONENT	ERA	W-L-S	G/GS	IP	H	R	ER	BB	SO	HR	NP
(2/16) Presbyterian-2	0.00	0-0-0	1/0	2.0	2	0	0	0	2	0	21
(2/23) Ball State	2.25	0-0-0	1/0	2.0	1	1	1	2	0	0	27
(2/27) UNA	1.59	0-0-0	1/0	1.2	1	1	0	0	2	0	25
(3/5) UAB	1.04	1-0-0	1/1	3.0	3	0	0	0	3	0	41
(3/10) NKU	0.90	0-0-0	1/0	1.1	0	0	0	0	1	0	18
(3/15) at Ole Miss	0.77	0-0-0	1/0	1.2	2	0	0	0	1	0	30
(3/19) Maine	0.71	0-0-0	1/0	1.0	1	0	0	2	1	0	25
(3/24) Arkansas	0.69	0-0-0	1/0	0.1	2	0	0	0	0	0	8
TOTALS	0.69	1-0-0	8/1	13.0	12	2	1	4	10	0	--

2018 SEASON TOTALS

OPPONENT	ERA	W-L-S	G/GS	IP	H	R	ER	BB	SO	HR	NP
(2/20) MTSU	0.00	0-0-0	1/1	2.0	1	0	0	0	2	0	27
(2/27) at Samford	0.00	1-0-0	1/1	2.0	1	0	0	1	4	0	36
(3/7) Southern Miss	0.00	0-0-0	1/1	3.0	1	0	0	1	2	0	40
(3/18) Georgia	1.00	0-0-0	1/1	2.0	1	1	1	2	4	0	49
(3/25) at Tennessee-2	0.75	0-1-0	1/1	3.0	3	2	0	2	4	0	49
(4/1) Kentucky	1.38	0-0-0	1/1	1.0	1	1	1	2	0	1	22
(4/7) at Missouri-2	1.17	0-0-0	1/1	2.1	2	0	0	1	3	0	44
(4/14) at Texas A&M	1.02	0-0-0	1/1	2.1	1	0	0	2	1	0	40
(4/21) Auburn-2	2.18	0-1-0	1/1	3.0	4	3	3	0	1	0	43
(4/29) at Arkansas	3.22	0-0-0	1/1	1.2	5	3	3	0	0	0	33
(5/6) Miss. State	2.84	0-0-0	1/1	3.0	0	0	0	1	0	0	39
(5/13) at LSU	3.21	0-1-0	1/1	2.2	3	2	2	1	2	1	40
(5/19) Ole Miss	3.60	0-0-0	1/1	2.0	3	2	2	1	1	0	42
TOTALS	3.60	1-3-0	13/13	30.0	26	14	12	14	24	2	--

2017 SEASON TOTALS

OPPONENT	ERA	W-L-S	G/GS	IP	H	R	ER	BB	SO	HR	NP
(2/25) Oral Roberts	0.00	0-0-0	1/0	1.0	1	0	0	0	1	0	12
(2/28) Jacksonville St.	0.00	0-0-0	1/1	3.2	4	0	0	0	3	0	51
(3/9) UAPB	1.93	0-0-0	1/1	4.2	4	2	2	0	4	0	63
(3/14) Eastern Illinois	1.04	1-0-0	1/1	8.0	2	0	0	2	2	0	105
(3/19) Missouri	0.86	0-1-0	1/0	3.2	2	3	0	2	4	0	58
(3/21) at UAB	0.74	1-0-0	1/0	3.1	2	0	0	0	2	0	28
(3/28) vs. Auburn	1.65	0-0-0	1/1	3.0	3	3	3	2	5	0	62
TOTALS	1.65	2-1-0	7/4	27.1	18	8	5	6	21	0	--

CAREER TOTALS

YEAR	ERA	W-L	APP/GS	SV	IP	H	R	ER	BB	SO	B/AVG
2017	1.65	2-1	7/4	0	27.1	18	8	5	6	21	.184
2018	3.60	1-3	13/13	0	30.0	26	14	12	14	24	.243
2019	0.69	1-0	8/1	0	13.0	12	2	1	4	10	.255
TOTALS	2.30	4-4	28/18	0	70.1	56	24	18	24	55	.222

#23 JEREMY RANDOLPH, RHP - GR.

MOST RECENT APP: 1.0 IP, 1 K (3/24 vs. Arkansas)
IN SEC PLAY (2019): 0-0, SV (2 G), 0.00 ERA (3.0 IP), 1 H, 3 K/1 BB

2019 SEASON TOTALS

OPPONENT	ERA	W-L-S	G/GS	IP	H	R	ER	BB	SO	HR	NP
(2/16) Presbyterian-2	0.00	0-0-1	1/0	1.1	0	0	0	0	3	0	14
(2/24) Ball State	0.00	0-0-0	1/0	1.0	0	0	0	0	3	0	13
(2/26) UNA	0.00	0-0-0	1/0	1.0	0	0	0	1	3	0	16
(3/2) at USA-2	0.00	0-0-0	1/0	2.0	1	0	0	0	4	0	22
(3/5) UAB	0.00	0-0-1	1/0	1.0	0	0	0	0	2	0	14
(3/6) SDSU	0.00	0-0-0	1/0	3.1	2	0	0	1	5	0	43
(3/12) MTSU	0.00	0-0-1	1/0	1.0	1	0	0	0	1	0	19
(3/16) at Ole Miss	0.00	0-0-1	1/0	2.0	1	0	0	1	2	0	36
(3/24) Arkansas	0.00	0-0-0	1/0	1.0	0	0	0	0	1	0	10
TOTALS	0.00	0-0-4	9/0	13.2	5	0	0	3	24	0	--

CAREER TOTALS (at Alabama)

YEAR	ERA	W-L	APP/GS	SV	IP	H	R	ER	BB	SO	B/AVG
2019	0.00	0-0	9/0	4	13.2	5	0	0	3	24	.116
TOTALS	0.00	0-0	9/0	4	13.2	5	0	0	3	24	.116

#25 DYLAN SMITH, RHP - FR.

MOST RECENT APP: 1.0 IP, 3 H, 2 R/2 ER, 2 K (3/22 vs. Arkansas)
IN SEC PLAY (2019): 0-0 (2 G), 13.50 ERA (4 ER/2.2 IP), 5 H, 4 R/4 ER, 3 K/2 BB

2019 SEASON TOTALS

OPPONENT	ERA	W-L-S	G/GS	IP	H	R	ER	BB	SO	HR	NP
(2/18) Jacksonville St.	0.00	0-0-0	1/0	1.2	2	0	0	0	1	0	15
(2/22) Ball State	3.38	0-0-0	1/0	1.0	1	1	1	1	1	0	19
(3/6) SDSU	2.08	0-0-0	1/0	1.2	1	0	0	1	0	0	29
(3/8) NKU	1.69	0-0-0	1/0	1.0	0	0	0	0	1	0	7
(3/12) MTSU	1.23	0-0-0	1/0	2.0	1	0	0	0	0	0	25
(3/17) at Ole Miss	3.00	0-0-0	1/0	1.2	2	2	2	2	1	0	27
(3/22) Arkansas	4.50	0-0-0	1/0	1.0	3	2	2	0	2	1	20
TOTALS	4.50	0-0-0	7/0	10.0	10	5	5	4	6	1	--

CAREER TOTALS (at Alabama)

YEAR	ERA	W-L	APP/GS	SV	IP	H	R	ER	BB	SO	B/AVG
2019	4.50	0-0	7/0	0	10.0	10	5	5	4	6	.263
TOTALS	4.50	0-0	7/0	0	10.0	10	5	5	4	6	.263

#26 DYLAN OLIVER, LHP - JR.

MOST RECENT APP: 1.0 IP, 2 H, 1 K (3/19 vs. Maine)
IN SEC PLAY (2019): N/A

2019 SEASON TOTALS

OPPONENT	ERA	W-L-S	G/GS	IP	H	R	ER	BB	SO	HR	NP
(2/18) Jacksonville St.	0.00	0-0-0	1/0	0.1	0	0	0	0	1	0	5
(3/8) NKU	0.00	0-0-0	1/0	1.0	0	0	0	0	1	0	10
(3/10) NKU	0.00	0-0-0	1/0	1.0	0	0	0	0	0	0	13
(3/19) Maine	0.00	0-0-0	1/0	1.0	2	0	0	0	1	0	21
TOTALS	0.00	0-0-0	4/0	3.1	2	0	0	0	3	0	--

CAREER TOTALS (at Alabama)

YEAR	ERA	W-L	APP/GS	SV	IP	H	R	ER	BB	SO	B/AVG
2019	0.00	0-0	4/0	0	3.1	2	0	0	0	3	.167
TOTALS	0.00	0-0	4/0	0	3.1	2	0	0	0	3	.167

#27 CHASE LEE, RHP - R-FR.

MOST RECENT APP: 1.0 IP, 3 H, 4 R/4 ER, 3 K (3/24 vs. Arkansas)
IN SEC PLAY (2019): 0-0 (2 G), 10.80 ERA (4 ER/3.1 IP), 5 R/4 ER, 5 H, 3 K

2019 SEASON TOTALS

OPPONENT	ERA	W-L-S	G/GS	IP	H	R	ER	BB	SO	HR	NP
(2/15) Presbyterian	0.00	0-0-0	1/0	1.0	0	0	0	0	2	0	9
(2/23) Ball State	0.00	0-0-0	1/0	1.1	0	0	0	0	3	0	13
(2/27) UNA	0.00	1-0-0	1/0	1.2	0	0	0	0	2	0	25
(3/2) at USA-1	0.00	0-0-0	1/0	1.0	1	0	0	0	1	0	9
(3/5) UAB	0.00	0-0-0	1/0	1.0	1	0	0	0	1	0	14
(3/9) NKU	0.00	0-0-0	1/0	1.1	1	0	0	0	1	0	11
(3/16) at Ole Miss	0.00	0-0-0	1/0	2.1	2	1	0	0	0	0	37
(3/24) Arkansas	3.38	0-0-0	1/0	1.0	3	4	4	4	3	0	22
TOTALS	3.38	1-0-0	8/0	10.2	8	5	4	0	13	0	--

CAREER TOTALS

YEAR	ERA	W-L	APP/GS	SV	IP	H	R	ER	BB	SO	B/AVG
2019	3.38	1-0	8/0	0	10.2	8	5	4	0	13	.205
TOTALS	3.38	1-0	8/0	0	10.2	8	5	4	0	13	.205

#29 CONNOR SHAMBLIN, RHP - FR.

MOST RECENT APP: 1.0 IP, 1 K/1 BB (3/23 vs. Arkansas)
AS A STARTER: 2-0 (3 GS), 2.79 ERA (4 ER/9.2 IP), 6 H, 4 R/3 ER, 10 K/5 BB
IN SEC PLAY (2019): 0-0 (2 G), 0.00 ERA (0 ER/3.0 IP), 2 K/4 BB

2019 SEASON TOTALS

OPPONENT	ERA	W-L-S	G/GS	IP	H	R	ER	BB	SO	HR	NP
(2/16) Presbyterian-2	4.50	1-0-0	1/1	4.0	5	3	2	1	5	0	60
(2/24) Ball State	2.00	1-0-0	1/1	5.0	0	0	0	1	5	0	67
(3/2) at USA-1	2.79	0-0-0	1/1	0.2	1	1	1	3	0	0	28
(3/6) SDSU	2.53	0-0-0	1/0	1.0	2	1	0	1	0	0	16
(3/17) at Ole Miss	2.13	0-0-0	1/0	2.0	0	0	0	3	1	0	35
(3/22) Arkansas	1.98	0-0-0	1/0	1.0	0	0	0	1	1	0	18
TOTALS	1.98	2-0-0	6/3	13.2	8	5	3	10	12	0	--

CAREER TOTALS

YEAR	ERA	W-L	APP/GS	SV	IP	H	R	ER	BB	SO	B/AVG
2019	1.98	2-0	6/3	0	13.2	8</					

PITCHING GAME-BY-GAME AND CAREER STATS

#32 DEACON MEDDERS, RHP - JR.

MOST RECENT APP: 1.0 IP, 2 H, 2 R/2 ER, 2 K/2 BB (3/24 vs. Arkansas)
AS A STARTER (CAREER): 2-1 (6 GS), 4.44 ERA (12 ER/24.1 IP), 26 H, 15 R/12 ER, 19 K/12 BB
IN SEC PLAY (CAREER): 1-5, 4 SV (22 G/1 GS), 6.23 ERA (30 ER/43.1 IP), 51 H, 38 R/30 ER, 34 K/35 BB

2019 SEASON TOTALS

OPPONENT	ERA	W-L-S	G/GS	IP	H	R	ER	BB	SO	HR	NP
(2/16) Presbyterian-1	0.00	0-1-0	1/0	1.1	1	1	0	1	2	0	35
(2/22) Ball State	0.00	0-0-0	1/0	1.0	0	0	0	0	3	0	16
(2/26) UNA	0.00	0-0-0	1/0	1.0	0	0	0	1	3	0	18
(3/2) at USA-1	2.57	1-0-0	1/0	3.2	2	2	2	2	1	6	52
(3/6) SDSU	2.57	0-0-0	1/0	0.0	1	0	0	1	0	0	7
(3/10) NKU	2.25	0-0-0	1/0	1.0	0	0	0	0	1	0	8
(3/16) at Ole Miss	2.00	1-0-0	1/0	1.0	0	0	0	2	1	0	21
(3/19) Maine	1.80	0-0-0	1/0	1.0	0	0	0	1	3	0	19
(3/24) Arkansas	3.27	0-0-0	1/0	1.0	2	2	2	2	2	1	30
TOTALS	3.27	2-1-0	9/0	11.0	6	5	4	9	21	0	--

2018 SEASON TOTALS

OPPONENT	ERA	W-L-S	G/GS	IP	H	R	ER	BB	SO	HR	NP
(2/20) MTSU	0.00	0-0-0	1/0	1.0	0	0	0	0	0	0	9
(2/23) Wash. State-2	0.00	0-0-1	1/0	3.0	1	0	0	0	3	0	26
(2/27) at Samford	1.35	0-0-0	1/0	2.2	2	1	1	1	2	0	37
(3/4) at Oklahoma	1.17	0-0-0	1/0	1.0	1	0	0	0	1	0	17
(3/7) Southern Miss	0.93	0-0-0	1/0	2.0	1	0	0	1	2	0	27
(3/9) N.M. State-2	0.71	0-0-1	1/0	3.0	0	0	0	3	2	0	42
(3/16) Georgia	0.57	0-0-0	1/0	3.0	2	1	0	1	4	0	67
(3/23) at Tennessee	0.52	0-1-0	1/0	1.2	0	1	0	6	1	0	59
(3/30) Kentucky	0.47	0-0-1	1/0	2.0	1	0	0	0	3	0	19
(3/31) Kentucky	0.45	0-0-1	1/0	0.2	0	0	0	1	1	0	10
(4/6) at Missouri	0.41	0-0-1	1/0	2.0	3	0	0	0	1	0	22
(4/7) at Missouri-2	0.39	0-0-1	1/0	1.1	1	0	0	0	1	0	15
(4/14) at Texas A&M	0.33	0-1-0	1/0	4.1	4	1	0	4	1	0	68
(4/21) Auburn-2	1.80	0-0-0	1/0	2.1	6	6	5	3	0	0	61
(4/29) at Arkansas	1.93	0-0-0	1/0	2.2	3	1	1	3	3	0	57
(5/4) Miss. State	2.34	0-1-0	1/0	2.0	2	2	2	0	3	1	40
(5/6) Miss. State	2.21	0-0-0	1/0	2.0	1	0	0	0	1	0	18
(5/11) at LSU	3.13	0-1-0	1/0	0.2	1	5	4	3	0	0	29
(5/13) at LSU	3.79	0-0-0	1/0	0.2	3	3	3	0	0	0	14
(5/19) Ole Miss	3.69	0-0-0	1/0	1.0	0	0	0	1	1	0	13
TOTALS	3.69	0-4-6	20/0	39.0	32	21	16	27	30	1	--

2017 SEASON TOTALS

OPPONENT	ERA	W-L-S	G/GS	IP	H	R	ER	BB	SO	HR	NP
(2/24) Oral Roberts	0.00	0-0-0	1/0	1.0	1	0	0	0	1	0	15
(2/28) Jacksonville St.	0.00	0-0-0	1/0	0.1	0	0	0	2	1	0	16
(3/12) UAPB-1	0.00	0-0-0	1/0	1.0	0	0	0	0	1	0	9
(3/15) Samford	3.38	0-0-0	1/0	0.1	1	1	1	0	0	0	2
(3/21) at UAB	1.35	0-0-0	1/1	4.0	3	0	0	2	3	0	53
(3/31) Arkansas	0.87	0-0-0	1/0	3.2	5	1	0	0	4	0	46
(4/4) at Troy	1.84	0-0-0	1/1	4.1	5	5	2	2	5	0	83
(4/9) at Ole Miss	2.95	0-0-0	1/0	3.2	5	3	3	2	1	1	59
(4/13) Texas A&M	2.53	0-0-0	1/0	3.0	2	2	0	3	5	0	68
(4/18) Alcorn State	2.39	1-0-0	1/1	5.0	4	1	1	1	4	0	68
(4/21) at Miss. St.-2	3.08	0-0-0	1/0	0.0	2	2	2	0	0	1	4
(4/25) Jacksonville St.	3.49	0-0-0	1/1	2.0	3	2	2	3	3	1	53
(5/7) at Auburn	3.60	0-0-0	1/0	1.2	0	1	1	2	1	0	24
(5/10) Grambling	3.00	1-0-0	1/1	6.0	3	0	0	2	4	0	97
(5/18) at Vanderbilt	4.38	0-1-0	1/1	3.0	8	7	7	2	0	0	69
TOTALS	4.38	2-1-0	15/6	39.0	42	25	19	21	33	3	--

CAREER TOTALS

YEAR	ERA	W-L	APP/GS	SV	IP	H	R	ER	BB	SO	B/AVG
2017	4.38	2-1	15/6	0	39.0	42	25	19	21	33	.278
2018	3.69	0-4	20/0	6	39.0	32	21	16	27	30	.227
2019	3.27	2-1	9/0	0	11.0	6	5	4	9	21	.150
TOTALS	3.94	4-6	44/6	6	89.0	80	51	39	57	84	.241

#33 KYLE CAMERON, RHP - R-JR.

MOST RECENT APP: 1.0 IP, 3 H, 2 R/2 ER (3/24 vs. Arkansas)
AS A STARTER (CAREER): 0-1 (1 GS), 13.50 ERA (6 ER/4.0 IP), 7 H, 6 R/6 ER, 2 K/2 BB
IN SEC PLAY (CAREER): 2-3 (18 G), 8.83 ERA (35 ER/35.2 IP), 52 H, 39 R/35 ER, 14 K/14 BB

2019 SEASON TOTALS

OPPONENT	ERA	W-L-S	G/GS	IP	H	R	ER	BB	SO	HR	NP
(2/18) Jacksonville St.	0.00	1-0-0	1/0	2.0	0	0	0	0	3	0	25
(2/26) UNA	0.00	0-0-0	1/0	2.0	0	0	0	0	1	3	28
(3/2) at USA-2	1.35	0-0-0	1/0	2.2	4	1	1	0	2	0	38
(3/5) UAB	2.35	0-0-0	1/0	1.0	1	1	1	0	0	0	13
(3/6) SDSU	1.86	1-0-0	1/0	2.0	1	0	0	0	0	0	19
(3/12) MTSU	1.69	0-0-0	1/0	1.0	1	0	0	0	0	0	7
(3/15) at Ole Miss	1.64	0-0-0	1/0	0.1	0	0	0	0	0	0	6
(3/17) at Ole Miss	3.97	0-0-0	1/0	0.1	2	3	3	1	0	0	23
(3/24) Arkansas	5.11	0-0-0	1/0	1.0	3	2	2	0	0	0	22
TOTALS	5.11	2-0-0	9/0	12.1	12	7	7	2	8	0	--

2018 SEASON TOTALS

OPPONENT	ERA	W-L-S	G/GS	IP	H	R	ER	BB	SO	HR	NP
(2/17) Valparaiso	0.00	0-0-0	1/0	2.2	4	0	0	0	2	0	46
(2/23) Wash. State-1	0.00	0-0-0	1/0	2.1	2	0	0	0	1	0	34
(3/2) at Oklahoma	0.00	0-1-0	1/0	2.1	2	1	0	1	2	0	40
(3/9) N.M. State-1	0.90	0-0-0	1/0	2.2	3	1	1	1	2	0	44
(3/18) Georgia	0.64	0-0-0	1/0	4.0	3	2	0	0	1	1	50
(3/25) at Tennessee-2	1.06	0-0-0	1/0	3.0	4	1	1	0	2	0	47
(4/1) Kentucky	1.27	0-0-0	1/0	4.1	6	1	1	0	2	0	78
(4/7) at Missouri-2	1.37	1-0-0	1/0	5.0	3	1	1	1	3	0	53
(4/14) at Texas A&M	1.57	0-0-0	1/0	2.1	4	2	1	1	1	0	45
(4/21) Auburn-2	3.10	0-0-0	1/0	0.1	5	5	5	0	0	1	17
(4/24) Troy	2.90	0-0-1	1/0	2.0	1	0	0	1	1	0	30
(4/29) at Arkansas	3.74	0-0-0	1/0	2.2	4	4	4	2	1	1	63
(5/6) Miss. State	4.71	0-1-0	1/0	2.2	5	5	5	1	0	1	44
(5/13) at LSU	4.42	0-0-0	1/0	2.1	2	0	0	0	0	0	21
(5/19) Ole Miss	5.31	0-1-0	1/0	0.1	4	4	4	1	0	1	24
TOTALS	5.31	1-3-1	15/0	39.0	52	27	23	9	18	5	--

2017 SEASON TOTALS

OPPONENT	ERA	W-L-S	G/GS	IP	H	R	ER	BB	SO	HR	NP
(2/22) Southern Miss	13.50	0-0-0	1/0	0.2	2	1	1	0	0	0	10
(2/24) Oral Roberts	9.00	0-0-0	1/0	1.1	1	1	1	2	2	0	31
TOTALS	9.00	0-0-0	2/0	2.0	3	2	2	2	2	0	--

2016 SEASON TOTALS

OPPONENT	ERA	W-L-S	G/GS	IP	H	R	ER	BB	SO	HR	NP
(2/20) Maryland	10.80	0-0-0	1/0	1.2	1	2	2	1	0	0	32
(2/28) North Dakota	6.00	0-0-0	1/0	1.1	1	0	0	0	2	0	19
(3/6) vs. Brown	3.00	1-0-0	1/0	3.0	1	0	0	1	3	0	42
(3/11) Houston	2.08	0-0-0	1/0	2.2	0	0	0	0	0	0	26
(3/13) Houston	3.00	0-0-0	1/0	0.1	1	2	1	1	1	0	15
(3/20) at LSU	5.25	0-1-0	1/0	3.0	6	5	4	1	1	0	57
(3/26) Tennessee-1	4.72	1-0-0	1/0	1.1	0	0	0	1	1	0	22
(3/31) at Georgia	6.43	0-0-0	1/0	0.2	0	3	3	3	1	0	--
(4/5) Alcorn State-1	7.88	0-0-0	1/0	2.0	4	4	4	1	2	0	42
(4/20) USA	9.00	0-1-0	1/1	4.0	7	6	6	2	2	0	62
(4/26) at Samford	7.94	0-0-0	1/0	2.2	2	0	0	1	2	0	40
(5/8) Auburn	7.71	0-0-0	1/0	0.2	1	0	0	0	0	0	10
(5/21) USC	7.66	0-0-0	1/0	1.1	0	1	1	2	1	0	32
TOTALS	7.66	2-2-0	13/1	24.2	24	23	21	14	16	0	--

CAREER TOTALS

YEAR	ERA	W-L	APP/GS	SV	IP	H	R	ER	BB	SO	B/AVG
2016	7.66	2-2	13/1	0	24.2	24	23	21	14	16	.250
2017	9.00	0-0	2/0	0	2.0	3	2	2	2	2	.375
2018	5.31	1-3	15/0	1	39.0	52	27	23	9	18	.323
2019	5.11	2-0	9/0	0	12.1	12	7	7	2	8	.261
TOTALS	6.12	5-5	39/1	1	78.0	91	59	53	27	44	.293

#34 JACOB McNAIRY, RHP - FR.

MOST RECENT APP: 0.2 IP, 3 H, 3 R/3 ER (3/6 vs. South Dakota State)
IN SEC PLAY (2019): N/A

PITCHING GAME-BY-GAME AND CAREER STATS

#40 BROCK GUFFEY, LHP - SO.

MOST RECENT APP: 2.2 IP, 2 H, 2 K (3/23 vs. Arkansas)
IN SEC PLAY (CAREER): 0-2 (13 G), 3.12 ERA (6 ER/17.1 IP), 16 H, 8 R/6 ER, 9 K/7 BB

2019 SEASON TOTALS

OPPONENT	ERA	W-L-S	G/GS	IP	H	R	ER	BB	SO	HR	NP
(2/18) Jacksonville St.	4.50	0-0-0	1/0	2.0	2	1	1	0	1	0	32
(2/26) UNA	3.00	0-0-0	1/0	1.0	1	0	0	0	2	0	14
(3/16) at Ole Miss	2.45	0-0-0	1/0	0.2	0	0	0	1	0	0	9
(3/19) Maine	1.93	0-0-0	1/0	1.0	1	0	0	0	3	0	15
(3/23) Arkansas	1.23	0-0-0	1/0	2.2	2	0	0	0	2	0	42
TOTALS	1.23	0-0-0	5/0	7.1	6	1	1	1	8	0	--

2018 SEASON TOTALS

OPPONENT	ERA	W-L-S	G/GS	IP	H	R	ER	BB	SO	HR	NP
(2/18) Valparaiso	0.00	0-0-1	1/0	1.2	0	0	0	0	3	0	23
(2/24) Wash. State	0.00	1-0-0	1/0	2.1	1	0	0	1	3	0	32
(3/3) at Oklahoma	2.70	0-0-0	1/0	2.2	4	2	2	1	2	1	57
(3/9) N.M. State-2	2.45	0-0-0	1/0	0.2	1	0	0	0	1	0	16
(3/13) Alabama A&M	2.16	0-0-0	1/0	1.0	0	0	0	0	1	0	14
(3/17) Georgia	1.93	0-0-0	1/0	1.0	1	0	0	0	0	0	15
(3/20) at UAB	2.53	0-0-0	1/0	1.1	3	1	1	0	0	0	27
(3/27) vs. Auburn	2.25	0-0-0	1/0	1.1	0	0	0	0	1	0	16
(3/30) Kentucky	2.03	0-0-0	1/0	1.1	0	0	0	0	0	0	19
(4/1) Kentucky	2.51	0-1-0	1/0	1.0	1	2	1	0	1	1	25
(4/7) at Missouri-2	2.45	0-0-0	1/0	0.1	0	0	0	0	1	0	3
(4/13) at Texas A&M	2.25	0-0-0	1/0	1.1	1	1	0	1	1	0	41
(4/17) Samford	2.65	0-0-0	1/0	1.0	2	2	1	0	1	0	18
(4/21) Auburn-2	2.41	0-0-0	1/0	1.2	2	0	0	2	1	0	42
(4/24) Troy	2.18	0-0-0	1/0	2.0	1	0	0	1	2	0	37
(4/28) at Arkansas	3.74	0-1-0	1/0	1.0	2	4	4	3	1	0	36
(5/5) Miss. State	3.75	0-0-0	1/0	2.1	4	1	1	0	1	1	31
(5/8) Jacksonville St.	4.21	0-0-0	1/0	1.2	2	2	2	1	3	0	36
(5/12) at LSU	4.05	0-0-0	1/0	1.0	1	0	0	0	0	0	18
(5/17) Ole Miss	3.77	0-0-0	1/0	2.0	1	0	0	0	1	0	24
(5/19) Ole Miss	3.64	0-0-0	1/0	1.0	1	0	0	0	0	0	15
TOTALS	3.64	1-2-1	21/0	29.2	28	15	12	10	24	3	--

CAREER TOTALS

YEAR	ERA	W-L	APP/GS	SV	IP	H	R	ER	BB	SO	B/AVG
2018	3.64	1-2	21/0	1	29.2	28	15	12	10	24	.246
2019	1.23	0-0	5/0	0	7.1	6	1	1	1	8	.214
TOTALS	3.16	1-2	26/0	1	37.0	34	16	13	11	32	.239

#44 DAVIS VAINER, RHP - R-JR.

MOST RECENT APP: 2.2 IP, 1 H, 2 K/1 BB (3/24 vs. Arkansas)
AS A STARTER (CAREER): 0-0 (1 APP), 0.00 ERA (0 ER/1.0 IP), 1 K
IN SEC PLAY (CAREER): 0-3, 2 SV (24 G), 7.11 ERA (25 ER/31.2 IP), 37 H, 29 R/25 ER, 39 K/34 BB

2019 SEASON TOTALS

OPPONENT	ERA	W-L-S	G/GS	IP	H	R	ER	BB	SO	HR	NP
(2/18) Jacksonville St.	0.00	0-0-0	1/0	2.0	0	0	0	2	3	0	36
(2/27) UNA	0.00	0-0-0	1/0	2.0	2	0	0	0	3	0	32
(3/5) UAB	0.00	0-0-0	1/0	2.0	0	0	0	0	4	0	27
(3/9) NKU	0.00	0-0-0	1/0	1.0	0	0	0	0	1	0	14
(3/12) MTSU	0.00	1-0-0	1/0	2.0	0	0	0	0	3	0	30
(3/16) at Ole Miss	0.00	0-0-0	1/0	1.1	0	0	0	1	0	0	23
(3/24) Arkansas	0.00	0-0-0	1/0	2.2	1	0	0	1	2	0	39
TOTALS	0.00	1-0-0	7/0	13.0	3	0	0	4	16	0	--

2018 SEASON TOTALS

OPPONENT	ERA	W-L-S	G/GS	IP	H	R	ER	BB	SO	HR	NP
(2/18) Valparaiso	0.00	1-0-0	1/0	3.2	2	0	0	1	4	0	56
(2/24) Wash. State	4.15	0-0-0	1/0	0.2	1	2	2	2	1	0	28
(2/28) Alabama St.	2.70	0-0-0	1/0	2.1	2	0	0	2	3	0	45
(3/4) at Oklahoma	2.08	0-0-0	1/0	2.0	1	0	0	1	2	0	29
(3/10) N.M. State	2.13	1-0-0	1/0	4.0	3	1	1	1	3	0	56
(3/14) Alabama A&M	1.98	0-0-0	1/1	1.0	1	0	0	0	1	0	13
(3/18) Georgia	3.45	0-1-0	1/0	2.0	2	3	3	2	2	0	40
(3/23) at Tennessee	3.24	0-0-0	1/0	1.0	1	0	0	1	1	0	22
(3/27) vs. Auburn	3.57	0-0-0	1/0	1.0	2	1	1	0	1	1	17
(4/1) Kentucky	3.54	0-0-0	1/0	2.2	4	1	1	1	4	0	42
(4/10) UAB	3.38	0-0-0	1/0	1.0	0	0	0	0	2	0	9
(4/12) at Texas A&M	4.09	0-0-0	1/0	0.2	3	2	2	1	2	0	26
(4/17) Samford	3.60	0-0-0	1/0	3.0	0	0	0	1	5	0	27
(4/20) Auburn	4.78	0-0-0	1/0	1.1	4	7	4	3	1	1	46
(4/24) Troy	4.61	0-0-0	1/0	1.0	0	0	0	0	1	0	16
(4/28) at Arkansas	4.61	0-0-0	1/0	0.0	0	0	0	1	0	0	4
(5/6) Miss. State	4.76	0-0-0	1/0	1.0	0	1	1	1	1	0	18
(5/8) Jacksonville St.	4.45	0-0-0	1/0	2.0	1	0	0	0	5	0	28
(5/13) at LSU	4.45	0-0-0	1/0	2.0	1	1	1	0	1	0	21
(5/17) Ole Miss	4.28	0-0-0	1/0	1.1	0	0	0	1	0	0	17
(5/19) Ole Miss	4.46	0-0-0	1/0	0.2	2	1	1	1	0	0	17
TOTALS	4.46	2-1-0	21/1	34.1	30	20	17	20	40	2	--

2017 SEASON TOTALS

OPPONENT	ERA	W-L-S	G/GS	IP	H	R	ER	BB	SO	HR	NP
(2/19) Presbyterian	0.00	0-0-0	1/0	1.0	0	0	0	0	2	0	7
(2/22) Southern Miss	0.00	0-0-1	1/0	3.0	1	0	0	0	4	0	32
(2/25) Oral Roberts	0.00	0-0-0	1/0	1.2	0	0	0	1	3	0	28
(2/26) Oral Roberts	0.00	0-0-0	1/0	0.1	1	0	0	0	0	0	3
(2/28) Jacksonville St.	1.23	0-1-0	1/0	1.1	1	1	1	2	3	0	29
(3/5) ULM	1.00	0-0-0	1/0	1.2	0	0	0	2	1	0	19
(3/9) UAPB	0.96	0-0-1	1/0	0.1	0	0	0	0	1	0	5
(3/15) Samford	0.82	0-0-0	1/0	1.2	0	0	0	0	1	0	11
(3/18) Missouri	1.59	0-0-0	1/0	0.1	1	1	1	3	1	0	22
(3/21) at UAB	1.38	0-0-1	1/0	1.2	1	0	0	0	3	0	21
(3/25) at USC	2.51	0-1-0	1/0	1.1	2	2	2	4	3	0	47
(4/1) Arkansas	2.40	0-0-0	1/0	0.2	0	0	0	1	2	0	16
(4/2) Arkansas	2.93	0-0-0	1/0	0.1	1	1	1	2	1	0	17
(4/9) at Ole Miss	3.45	0-0-0	1/0	0.1	0	1	1	1	0	0	10
(4/11) UAB	3.24	0-0-0	1/0	1.0	0	0	0	1	1	0	21
(4/13) Teas A&M	3.06	0-0-0	1/0	1.0	1	0	0	0	1	0	14
(4/21) at Miss. St.-2	3.38	0-0-0	1/0	3.2	5	3	2	0	5	0	68
(4/25) Jacksonville St.	4.22	0-0-0	1/0	0.0	2	2	2	0	0	0	5
(4/29) LSU	4.01	0-1-0	1/0	3.1	3	1	1	4	5	0	58
(5/6) at Auburn-1	3.96	0-0-1	1/0	0.1	0	0	0	0	1	0	5
(5/6) at Auburn-2	4.00	0-0-1	1/0	2.0	3	1	1	2	4	0	50
(5/13) Florida	4.55	0-0-0	1/0	0.2	2	2	2	2	1	0	21
(5/20) at Vanderbilt	4.71	0-0-0	1/0	1.0	1	1	1	1	1	0	20
TOTALS	4.71	0-3-5	23/0	28.2	25	17	15	26	44	0	--

CAREER TOTALS

YEAR	ERA	W-L	APP/GS	SV	IP	H	R	ER	BB	SO	B/AVG
2016											
2017	4.71	0-3	23/0	5	28.2	25	17	15	26	44	.236
2018	4.46	2-1	21/1	0	34.1	30	20	17	20	40	.236
2019	0.00	1-0	7/0	0	13.0	3	0	0	4	16	.071
TOTALS	3.79	3-4	51/1	5	76.0	58	37	32	50	100	.211

2019 PLAYER BIOS

#1 DANIEL CARINCI, INF - FR.

LAST SERIES (vs. Arkansas): DNP
LAST 10 GAMES: 2 G/0 GS - .333 (1-3), R
CURRENT STREAK: N/A

- Entered off the bench against Maine, tallying one run in his two plate appearances
- Played in two games against NKU, recording one hit in two ABs

CAREER TOTALS

YEAR	GP-GS	AVG	AB	R	H	2B	3B	HR	RBI	BB	SO	SB-A
2019	7-1	.273	11	1	3	0	0	0	0	0	4	0-0

CAREER SEC TOTALS

YEAR	GP-GS	AVG	AB	R	H	2B	3B	HR	RBI	BB	SO	SB-A
2019	--	--	--	--	--	--	--	--	--	--	--	--

2019 SEASON HIGHS

Hits	1	3x, last vs. Northern Kentucky (3/10)
Doubles	N/A	N/A
Triples	N/A	N/A
Home Runs	N/A	N/A
RBI	N/A	N/A
Runs	1	vs. Maine (3/19)
Walks	N/A	N/A
Stolen Bases	N/A	N/A

CAREER HIGHS

Hits	1	3x, last vs. Northern Kentucky (3/10/19)
Doubles	N/A	N/A
Triples	N/A	N/A
Home Runs	N/A	N/A
RBI	N/A	N/A
Runs	1	vs. Maine (3/19/19)
Walks	N/A	N/A
Stolen Bases	N/A	N/A

#2 JOHN TROUSDALE, INF - JR.

LAST SERIES (vs. Arkansas): 2 G/2 GS - .333 (2-6), RBI, R, BB
LAST 10 GAMES: 9 G/6 GS - .217 (5-23), 2B, 3B, 3 RBI, 6 R, 4 BB
CURRENT STREAK: N/A

- Went 2-for-6 with an RBI, one run scored and a walk in two starts vs. ninth-ranked Arkansas
- Came off the bench to play first, notching an RBI, one run and a walk against the Black Bears

CAREER TOTALS

YEAR	GP-GS	AVG	AB	R	H	2B	3B	HR	RBI	BB	SO	SB-A
2017	24-1	.160	25	2	4	0	0	1	4	2	4	0-0
2018	34-21	.214	98	15	21	10	1	2	10	11	21	0-0
2019	19-13	.231	52	11	12	2	1	0	5	8	11	0-0
TOTALS	77-35	.211	175	28	37	12	2	3	19	21	36	0-0

CAREER SEC TOTALS

YEAR	GP-GS	AVG	AB	R	H	2B	3B	HR	RBI	BB	SO	SB-A
2017	12-0	.100	10	0	1	0	0	0	0	2	3	0-0
2018	18-14	.153	59	9	9	3	1	2	4	7	17	0-0
2019	5-3	.250	12	2	3	0	0	0	1	2	6	0-0
TOTALS	35-17	.160	81	11	13	3	1	2	5	11	26	0-0

2019 SEASON HIGHS

Hits	2	3x, last vs. Arkansas (3/22)
Doubles	1	2x, last vs. Middle Tennessee (3/12)
Triples	1	vs. Northern Kentucky (3/9)
Home Runs	N/A	N/A
RBI	2	vs. Ball State (2/23)
Runs	1	11x, last vs. Arkansas (3/22)
Walks	1	8x, last vs. Arkansas (3/24)
Stolen Bases	N/A	N/A

CAREER HIGHS

Hits	3	at LSU (5/13/18)
Doubles	2	2x, last at LSU (5/11/18)
Triples	1	2x, last vs. Northern Kentucky (3/9/19)
Home Runs	1	3x, last vs. Mississippi State (5/5/18)
RBI	4	vs. Grambling (5/10/17)
Runs	2	3x, last at LSU (5/11)
Walks	1	21x, last vs. Arkansas (3/24/19)
Stolen Bases	N/A	N/A

#4 JOE BREAUX, OF - SR.

LAST SERIES (vs. Arkansas): 3 G/3 GS - .167 (2-12), RBI, 3 BB
LAST 10 GAMES: 10 G/10 GS - .222 (8-36), 2B, 3B, HR, 10 RBI, 2 R, 8 BB, 1-2 SB
CURRENT STREAK: N/A

- Reached base in his first 17 games played to start the 2019 campaign from Feb. 15-March 12 and has reached in 21 of his 24 starts this season
- Collected at least one XBH in 12 of his 24 games played (8 2B, 2 3B, 2 HR)
- Tied for 15th in the SEC in doubles with eight
- Totaled two hits with an RBI and three walks in three starts vs. the Razorbacks
- Went 2-for-4 with a triple and a career-best four RBI in the midweek against Maine

CAREER TOTALS (at Alabama)

YEAR	GP-GS	AVG	AB	R	H	2B	3B	HR	RBI	BB	SO	SB-A
2018	47-46	.247	162	34	40	9	2	2	19	32	44	7-8
2019	24-24	.284	95	17	27	8	2	2	15	14	18	2-3
TOTALS	71-70	.261	257	51	67	17	4	4	34	46	62	9-11

CAREER SEC TOTALS (at Alabama)

YEAR	GP-GS	AVG	AB	R	H	2B	3B	HR	RBI	BB	SO	SB-A
2018	28-28	.280	100	17	28	5	1	2	11	17	29	5-5
2019	6-6	.182	22	1	4	0	0	1	3	5	8	0-0
TOTALS	34-34	.262	122	18	32	5	1	3	14	22	37	5-5

2019 SEASON HIGHS

Hits	3	4x, last vs. UAB (3/5)
Doubles	1	8x, last vs. Northern Kentucky (3/9)
Triples	1	vs. UAB (3/5)
Home Runs	1	2x, last at Ole Miss (3/16)
RBI	4	vs. Maine (3/19)
Runs	2	2x, last vs. Northern Kentucky (3/9)
Walks	2	3x, last vs. Arkansas (3/28)
Stolen Bases	1	2x, last vs. Northern Kentucky (3/10)

CAREER HIGHS

Hits	3	4x, last vs. UAB (3/5/19)
Doubles	2	vs. Valparaiso (2/18/18)
Triples	1	3x, last vs. UAB (3/5/19)
Home Runs	1	4x, last at Ole Miss (3/16/19)
RBI	4	vs. Maine (3/19/19)
Runs	2	9x, last vs. Northern Kentucky (3/8/19)
Walks	5	vs. Washington State - GM 1 (2/23/18)
Stolen Bases	2	at LSU (5/12)

#5 TYLER RAS, RHP/OF - FR.

LAST SERIES (vs. Arkansas): DNP
LAST 10 GAMES: 1 G/0 GS - .000 (0-1)
CURRENT STREAK: N/A

- Entered off the bench in two games against NKU, going 0-for-3 at the plate

CAREER TOTALS

YEAR	GP-GS	AVG	AB	R	H	2B	3B	HR	RBI	BB	SO	SB-A
2019	5-1	.111	9	1	1	1	0	0	1	1	4	0-0

CAREER SEC TOTALS

YEAR	GP-GS	AVG	AB	R	H	2B	3B	HR	RBI	BB	SO	SB-A
2019	--	--	--	--	--	--	--	--	--	--	--	--

2019 SEASON HIGHS

Hits	1	vs. Presbyterian - GM 2 (2/16/19)
Doubles	1	vs. Presbyterian - GM 2 (2/16/19)
Triples	N/A	N/A
Home Runs	N/A	N/A
RBI	1	vs. Presbyterian - GM 2 (2/16/19)
Runs	1	vs. Presbyterian - GM 2 (2/16/19)
Walks	1	vs. Presbyterian - GM 2 (2/16/19)
Stolen Bases	N/A	N/A

CAREER HIGHS

Hits	1	vs. Presbyterian - GM 2 (2/16/19)
Doubles	1	vs. Presbyterian - GM 2 (2/16/19)
Triples	N/A	N/A
Home Runs	N/A	N/A
RBI	1	vs. Presbyterian - GM 2 (2/16/19)
Runs	1	vs. Presbyterian - GM 2 (2/16/19)
Walks	1	vs. Presbyterian - GM 2 (2/16/19)
Stolen Bases	N/A	N/A

#7 BRETT AUERBACH, C/INF - JR.

LAST SERIES (vs. Arkansas): 3 G/3 GS - .182 (2-11), RBI, R, BB
LAST 10 GAMES: 10 G/10 GS - .150 (6-40), 2 2B, 2 RBI, 6 R, 4 BB, 3 HBP
CURRENT STREAK: N/A

- Tied for the team lead in stolen bases with four in five attempts
- Registered a seven-game hitting streak from March 1-9, batting .379 (11-29) with three doubles, seven RBI, six runs, four walks and three stolen bases in as many attempts across that stretch
- Matched the UA all-time record for hits in a game with a 5-for-5 performance against NKU on March 8, the 32nd five-hit game in program history
- Tallied two hits with an RBI, one run scored and a walk in three starts at catcher vs. Arkansas

CAREER TOTALS (at Alabama)

YEAR	GP-GS	AVG	AB	R	H	2B	3B	HR	RBI	BB	SO	SB-A
2019	25-24	.240	100	17	24	7	0	0	13	13	22	4-5

CAREER SEC TOTALS (at Alabama)

YEAR	GP-GS	AVG	AB	R	H	2B	3B	HR	RBI	BB	SO	SB-A
2019	6-6	.120	25	2	3	1	0	0	1	1	8	0-1

2019 SEASON HIGHS

Hits	5	vs. Northern Kentucky (3/8)
Doubles	2	vs. Northern Kentucky (3/8)
Triples	N/A	N/A
Home Runs	N/A	N/A
RBI	3	vs. Northern Kentucky (3/8)
Runs	2	4x, last vs. Northern Kentucky (3/9)
Walks	2	3x, last vs. Northern Kentucky (3/9)
Stolen Bases	2	at South Alabama - GM 2 (3/2)

CAREER HIGHS (at Alabama)

Hits	5	vs. Northern Kentucky (3/8/19)
Doubles	2	vs. Northern Kentucky (3/8/19)
Triples	N/A	N/A
Home Runs	N/A	N/A
RBI	3	vs. Northern Kentucky (3/8/19)
Runs	2	4x, last vs. Northern Kentucky (3/9/19)
Walks	2	3x, last vs. Northern Kentucky (3/9/19)
Stolen Bases	2	at South Alabama - GM 2 (3/2/19)

2019 PLAYER BIOS

#8 MORGAN McCULLOUGH, INF - JR.

LAST SERIES (vs. Arkansas): 3 G/3 GS - .000 (0-10), RBI, 2 BB, HBP
LAST 10 GAMES: 10 G/10 GS - .257 (9-35), 4 2B, HR, 4 RBI, 5 R, 8 BB, HBP
CURRENT STREAK: 24 G reached base (dates back to Feb. 15)

- Tied for 24th nationally for walks with 22 while tying for fourth in the SEC and the UA team lead with freshman Drew Williamson
- Totaled a team-high tying nine doubles to tie for eighth in the league and 50th nationally
- Reached base safely in all 24 games he has played in 2019
- Recorded an 11-game hitting streak to start the season from Feb. 15-March 2, batting .349 (15-43) with three 2B, 3B, eight RBI, 10 runs, eight BB and a perfect 2-for-2 on SB during that time
- Contributed an RBI, two walks and a hit-by-pitch in the series with ninth-ranked Arkansas
- Went 2-for-4 with a run and an RBI thanks to his first career HR vs. the Black Bears

CAREER TOTALS (at Alabama)

YEAR	GP-GS	AVG	AB	R	H	2B	3B	HR	RBI	BB	SO	SB-A
2019	24-24	.326	86	18	28	9	2	1	16	22	15	2-2

CAREER SEC TOTALS (at Alabama)

YEAR	GP-GS	AVG	AB	R	H	2B	3B	HR	RBI	BB	SO	SB-A
2019	6-6	.227	22	2	5	3	0	0	1	4	2	0-0

2019 SEASON HIGHS

Hits	3	2x, last vs. South Dakota State (3/6)
Doubles	1	9x, last at Ole Miss (3/17)
Triples	1	2x, last vs. South Dakota State (3/6)
Home Runs	1	vs. Maine (3/19)
RBI	2	4x, last vs. Northern Kentucky (3/8)
Runs	2	3x, last vs. South Dakota State (3/6)
Walks	3	vs. UAB (3/5)
Stolen Bases	1	2x, last at South Alabama - GM 1 (3/2)

CAREER HIGHS (at Alabama)

Hits	3	2x, last vs. South Dakota State (3/6/19)
Doubles	1	9x, last at Ole Miss (3/17/19)
Triples	1	2x, last vs. South Dakota State (3/6/19)
Home Runs	1	vs. Maine (3/19/19)
RBI	2	4x, last vs. Northern Kentucky (3/8/19)
Runs	2	3x, last vs. South Dakota State (3/6/19)
Walks	3	vs. UAB (3/5/19)
Stolen Bases	1	2x, last at South Alabama - GM 1 (3/2/19)

#13 WALKER McCLENEY, OF - JR.

LAST SERIES (vs. Arkansas): 1 G/0 GS
LAST 10 GAMES: 7 G/0 GS - .000 (0-4)
CURRENT STREAK: N/A

- Entered as a defensive replacement in game two of the series against the Razorbacks
- Came off the bench late to play center in the midweek contest vs. Maine

CAREER TOTALS

YEAR	GP-GS	AVG	AB	R	H	2B	3B	HR	RBI	BB	SO	SB-A
2017	39-15	.250	44	11	11	2	0	0	1	6	14	3-3
2018	41-22	.191	68	16	13	4	0	0	6	16	24	3-4
2019	19-0	.000	12	2	0	0	0	0	0	1	3	1-1
TOTALS	99-37	.194	124	29	24	6	0	0	7	23	41	7-8

CAREER SEC TOTALS

YEAR	GP-GS	AVG	AB	R	H	2B	3B	HR	RBI	BB	SO	SB-A
2017	22-12	.250	32	6	8	2	0	0	1	4	12	3-3
2018	19-11	.129	31	5	4	0	0	0	0	8	13	1-2
2019	3-0	.000	1	0	0	0	0	0	0	0	0	0-0
TOTALS	43-23	.188	64	11	12	2	0	0	1	12	25	4-5

2019 SEASON HIGHS

Hits	N/A	
Doubles	N/A	
Triples	N/A	
Home Runs	N/A	
RBI	N/A	
Runs	1	2x, last at South Alabama - GM 2 (3/2)
Walks	1	at South Alabama - GM 1 (3/2)
Stolen Bases	1	at South Alabama - GM 1 (3/2)

CAREER HIGHS

Hits	2	4x, last at LSU (5/11/18)
Doubles	1	6x, last vs. Southern Miss (3/7/18)
Triples	N/A	
Home Runs	N/A	
RBI	2	2x, last vs. Alabama State (2/28/18)
Runs	3	2x, last vs. Valparaiso (2/16/18)
Walks	3	vs. Kentucky (3/31/18)
Stolen Bases	1	7x, last at South Alabama - GM 1 (3/2/19)

#14 GENE WOOD, OF - R-JR.

LAST SERIES (vs. Arkansas): DNP
LAST 10 GAMES: 1 G/0 GS - .000 (0-2)
CURRENT STREAK: N/A

- Pinch-hit in two contests vs. NKU but did not record a hit
- Appeared as a pinch-hitter against SDSU

CAREER TOTALS

YEAR	GP-GS	AVG	AB	R	H	2B	3B	HR	RBI	BB	SO	SB-A
2016	25-8	.105	38	8	4	0	0	0	1	5	10	3-3
2017	30-23	.253	75	12	19	5	0	1	6	9	12	1-2
2018	3-2	.375	8	1	3	0	0	0	1	2	2	0-0
2019	12-6	.087	23	3	2	0	0	0	3	4	6	0-0
TOTALS	70-39	.194	144	24	28	5	0	1	11	20	30	4-5

CAREER SEC TOTALS

YEAR	GP-GS	AVG	AB	R	H	2B	3B	HR	RBI	BB	SO	SB-A
2016	12-1	.111	9	2	1	0	0	0	0	1	1	2-2
2017	11-8	.269	26	4	7	2	0	1	1	3	6	1-1
2018	DNP											
2019	--	--	--	--	--	--	--	--	--	--	--	--
TOTALS	23-9	.229	35	6	8	2	0	1	1	4	7	3-3

2019 SEASON HIGHS

Hits	2	vs. North Alabama (2/26)
Doubles	N/A	
Triples	N/A	
Home Runs	N/A	
RBI	2	vs. North Alabama (2/26)
Runs	2	vs. North Alabama (2/26)
Walks	2	2x, last vs. North Alabama (2/26)
Stolen Bases	N/A	

CAREER HIGHS

Hits	3	at UAB (3/21/17)
Doubles	1	4x, last at Ole Miss (4/8/17)
Triples	N/A	
Home Runs	1	at South Carolina (3/26/17)
RBI	2	3x, last vs. North Alabama (2/26/19)
Runs	2	4x, last vs. North Alabama (2/26/19)
Walks	2	4x, last vs. North Alabama (2/26/19)
Stolen Bases	1	2x, last at South Carolina (3/24/17)

#16 ISAIAH BYARS, INF - FR.

LAST SERIES (vs. Arkansas): 1 G/0 GS - .500 (1-2), 2 RBI
LAST 10 GAMES: 2 G/0 GS - .333 (1-3), 2 RBI
CURRENT STREAK: N/A

- Entered at shortstop midway through the contest vs. Maine, finishing 1-for-2 with a pair of RBI
- Came off the bench to play short, finishing 1-for-2 with a pair of RBI

CAREER TOTALS

YEAR	GP-GS	AVG	AB	R	H	2B	3B	HR	RBI	BB	SO	SB-A
2019	6-0	.250	8	0	2	0	0	0	3	1	4	0-0

CAREER SEC TOTALS

YEAR	GP-GS	AVG	AB	R	H	2B	3B	HR	RBI	BB	SO	SB-A
2019	--	--	--	--	--	--	--	--	--	--	--	--

2019 SEASON HIGHS

Hits	1	2x, last vs. Maine (3/19)
Doubles	N/A	
Triples	N/A	
Home Runs	N/A	
RBI	2	vs. Maine (3/19)
Runs	N/A	
Walks	1	vs. North Alabama (2/26)
Stolen Bases	N/A	

CAREER HIGHS

Hits	1	2x, last vs. Maine (3/19/19)
Doubles	N/A	
Triples	N/A	
Home Runs	N/A	
RBI	2	vs. Maine (3/19/19)
Runs	N/A	
Walks	1	vs. North Alabama (2/26/19)
Stolen Bases	N/A	

2019 PLAYER BIOS

#18 KEITH HOLCOMBE, OF - SR.

LAST SERIES (vs. Arkansas): 3 G/3 GS - .222 (2-9), 2B, HR, RBI, 2 R
LAST 10 GAMES: 10 G/10 GS - .345 (10-29), 4 2B, 8 RBI, 5 R, 4 BB, 4 HBP
CURRENT STREAK: N/A

- Reached base safely in 36 games from game two of the doubleheader vs. Auburn on April 21, 2018 through March 19 of this season and has reached in 21 of 23 games this season
- Sports a .473 on-base percentage to rank ninth in the SEC
- Ranks 12th in the SEC in batting average at .373
- Tied for eighth in the league in doubles with eight
- Leads UA in slugging percentage at .640, good for seventh in the SEC
- Paces the Tide in RBI with 25, a total that is 17th in the league
- Recorded a double and a home run to go with an RBI and two runs scored against the Razorbacks
- Finished 1-for-3 against Maine on Tuesday night

CAREER TOTALS

YEAR	GP-GS	AVG	AB	R	H	2B	3B	HR	RBI	BB	SO	SB-A
2016	37-32	.279	111	23	31	2	1	0	8	15	34	4-7
2017	13-10	.250	28	6	7	1	0	0	2	3	7	0-0
2018	47-45	.290	176	19	51	9	1	2	29	12	47	6-8
2019	23-23	.373	75	13	28	9	1	3	25	9	19	2-2
TOTALS	120-110	.300	390	61	117	21	3	5	64	39	107	12-17

CAREER SEC TOTALS

YEAR	GP-GS	AVG	AB	R	H	2B	3B	HR	RBI	BB	SO	SB-A
2016	17-17	.305	59	13	18	2	0	0	3	8	18	1-2
2017	1-1	.000	1	0	0	0	0	0	0	0	0	0-0
2018	27-26	.260	104	7	27	5	0	1	15	6	34	2-3
2019	6-6	.316	19	3	6	3	0	1	4	2	9	0-0
TOTALS	51-50	.279	183	23	51	10	0	2	22	16	61	3-5

2019 SEASON HIGHS

Hits	3	2x, last at Ole Miss (3/17)
Doubles	2	2x, last at Ole Miss (3/17)
Triples	1	at South Alabama (3/11)
Home Runs	1	3x, last vs. Arkansas (3/23)
RBI	4	2x, last vs. Ball State (2/24)
Runs	2	3x, last vs. Arkansas (3/23)
Walks	2	vs. Ball State (2/23)
Stolen Bases	1	2x, last vs. Ball State (2/24)

CAREER HIGHS

Hits	4	3x, last vs. Mississippi State (5/6/18)
Doubles	2	2x, last at Ole Miss (3/17/19)
Triples	1	3x, last at South Alabama (3/11/19)
Home Runs	1	5x, last vs. Arkansas (3/23/19)
RBI	4	3x, last vs. Ball State (2/24/19)
Runs	4	vs. Valparaiso (2/18/18)
Walks	2	3x, last vs. Ball State (2/23/19)
Stolen Bases	1	12x, last vs. Ball State (2/24/19)

#22 T.J. REEVES, OF - FR.

LAST SERIES (vs. Arkansas): 3 G/1 GS - .200 (1-5), RBI, 3 R, 3 BB, 1-1 SB
LAST 10 GAMES: 8 G/6 GS - .200 (4-20), HR, 5 RBI, 8 R, 9 BB, 2-2 SB
CURRENT STREAK: N/A

- In the contest vs. Maine, recorded the Crimson Tide's first inside-the-park home run since 2015
- Saw time in all three games with one start, going 1-for-5 with an RBI, 3 runs, 3 walks and a SB
- Went 1-for-4 with an inside-the-park HR, two walks, a stolen base and a career-high 3 RBI and R

CAREER TOTALS

YEAR	GP-GS	AVG	AB	R	H	2B	3B	HR	RBI	BB	SO	SB-A
2019	17-9	.250	36	16	9	1	0	2	9	10	9	2-2

CAREER SEC TOTALS

YEAR	GP-GS	AVG	AB	R	H	2B	3B	HR	RBI	BB	SO	SB-A
2019	5-3	.111	9	4	1	0	0	0	1	7	2	1-1

2019 SEASON HIGHS

Hits	2	2x, last vs. Northern Kentucky (3/10)
Doubles	1	vs. Northern Kentucky (3/8)
Triples	N/A	
Home Runs	1	2x, last vs. Maine (3/19)
RBI	3	2x, last vs. Maine (3/19)
Runs	3	2x, last vs. Maine (3/19)
Walks	3	at Ole Miss (3/16)
Stolen Bases	1	2x, last vs. Arkansas (3/24)

CAREER HIGHS

Hits	2	2x, last vs. Northern Kentucky (3/10/19)
Doubles	1	vs. Northern Kentucky (3/8/19)
Triples	N/A	
Home Runs	1	2x, last vs. Maine (3/19/19)
RBI	3	2x, last vs. Maine (3/19/19)
Runs	3	2x, last vs. Maine (3/19/19)
Walks	3	at Ole Miss (3/16/19)
Stolen Bases	1	2x, last vs. Arkansas (3/24/19)

#24 KOLBY ROBINSON, INF - JR.

LAST SERIES (vs. Arkansas): 3 G/3 GS - .308 (4-13), 4 RBI, 2 R, BB
LAST 10 GAMES: 10 G/10 GS - .313 (10-32), 3B, 8 RBI, 5 R, 5 BB, HBP, 3-5 SB
CURRENT STREAK: N/A

- Ranks 54th nationally and fifth in the SEC in average at .397
- Recorded a six-game hitting streak to start the season from Feb. 15-23, batting .550 (11-20) with a double, four RBI, three runs scored and a pair of walks across that time
- Batted .308 (4-13) with four RBI, two runs and a walk in the Arkansas series
- Drew two walks and recorded one RBI against Maine on Tuesday

CAREER TOTALS (at Alabama)

YEAR	GP-GS	AVG	AB	R	H	2B	3B	HR	RBI	BB	SO	SB-A
2019	24-24	.397	78	13	31	2	1	0	17	9	6	3-6

CAREER SEC TOTALS (at Alabama)

YEAR	GP-GS	AVG	AB	R	H	2B	3B	HR	RBI	BB	SO	SB-A
2019	6-6	.333	24	3	8	0	1	0	5	1	3	1-3

2019 SEASON HIGHS

Hits	3	4x, last at Ole Miss (3/16)
Doubles	1	2x, last at South Alabama - GM 2 (3/2)
Triples	1	at Ole Miss (3/16)
Home Runs	N/A	
RBI	3	vs. Arkansas (3/23)
Runs	2	vs. Northern Kentucky (3/8)
Walks	2	vs. Maine (3/19)
Stolen Bases	2	vs. Northern Kentucky (3/9)

CAREER HIGHS (at Alabama)

Hits	3	4x, last at Ole Miss (3/16/19)
Doubles	1	2x, last at South Alabama - GM 2 (3/2/19)
Triples	1	at Ole Miss (3/16/19)
Home Runs	N/A	
RBI	3	vs. Arkansas (3/23/19)
Runs	2	vs. Northern Kentucky (3/8/19)
Walks	2	vs. Maine (3/19/19)
Stolen Bases	2	vs. Northern Kentucky (3/9/19)

#28 TYLER GENTRY, OF - SO.

LAST SERIES (vs. Arkansas): 3 G/3 GS - .273 (3-11), RBI, 2 R
LAST 10 GAMES: 10 G/10 GS - .270 (10-37), 2B, HR, 6 RBI, 9 R, 3 BB, 2-3 SB
CURRENT STREAK: N/A

- Leads UA in home runs with five to tie for 14th in the SEC and is second on UA in RBI at 22
- Reached base safely in 10 straight games from Feb. 26-March 10
- Recorded three hits with an RBI and a pair of runs scored vs. ninth-ranked Arkansas
- Finished a triple short of the cycle vs. Maine, going 3-for-5 with a 2B, HR, two RBI and 3 runs

CAREER TOTALS (at Alabama)

YEAR	GP-GS	AVG	AB	R	H	2B	3B	HR	RBI	BB	SO	SB-A
2019	25-24	.311	90	18	28	4	0	5	22	11	18	4-7

CAREER SEC TOTALS (at Alabama)

YEAR	GP-GS	AVG	AB	R	H	2B	3B	HR	RBI	BB	SO	SB-A
2019	6-6	.273	22	4	6	0	0	0	2	0	6	1-2

2019 SEASON HIGHS

Hits	4	at South Alabama - GM 1 (3/2)
Doubles	2	at South Alabama - GM 1 (3/2)
Triples	N/A	
Home Runs	1	5x, last vs. Maine (3/19)
RBI	3	2x, last at South Alabama - GM 1 (3/2)
Runs	3	vs. Maine (3/19)
Walks	3	at South Alabama (3/11)
Stolen Bases	1	4x, last at Ole Miss (3/16)

CAREER HIGHS (at Alabama)

Hits	4	at South Alabama - GM 1 (3/2/19)
Doubles	2	at South Alabama - GM 1 (3/2/19)
Triples	N/A	
Home Runs	1	5x, last vs. Maine (3/19/19)
RBI	3	2x, last at South Alabama - GM 1 (3/2/19)
Runs	3	vs. Maine (3/19/19)
Walks	3	at South Alabama (3/11/19)
Stolen Bases	1	4x, last at Ole Miss (3/16/19)

2019 PLAYER BIOS

#36 JUSTIN KING, OF/INF - JR.

LAST SERIES (vs. Arkansas): 1 G/0 GS - .000 (0-1)
LAST 10 GAMES: 4 G/0 GS - .000 (0-5), 2 R, 4 BB
CURRENT STREAK: N/A

- Tied for 13th in the SEC in walks with 18
- Saw time in one game against the Razorbacks, finishing 0-for-1 at the plate
- Drew three walks and added two runs scored against Maine on Tuesday

CAREER TOTALS (at Alabama)

YEAR	GP-GS	AVG	AB	R	H	2B	3B	HR	RBI	BB	SO	SB-A
2019	18-9	.267	30	8	8	2	0	1	2	18	16	1-1

CAREER SEC TOTALS (at Alabama)

YEAR	GP-GS	AVG	AB	R	H	2B	3B	HR	RBI	BB	SO	SB-A
2019	2-0	.000	3	0	0	0	0	0	0	0	3	0-0

2019 SEASON HIGHS

Hits	2	2x, last at South Alabama (3/1)
Doubles	1	2x, last at South Alabama - GM 2 (3/2)
Home Runs	1	at South Alabama - GM 1 (3/2)
RBI	1	2x, last at South Alabama - GM 1 (3/2)
Runs	2	2x, last vs. Maine (3/19)
Walks	3	2x, last vs. Maine (3/19)
Stolen Bases	1	vs. Ball State (2/24)

CAREER HIGHS (at Alabama)

Hits	2	2x, last at South Alabama (3/1/19)
Doubles	1	2x, last at South Alabama - GM 2 (3/2/19)
Home Runs	1	at South Alabama - GM 1 (3/2/19)
RBI	1	2x, last at South Alabama - GM 1 (3/2/19)
Runs	2	2x, last vs. Maine (3/19/19)
Walks	3	2x, last vs. Maine (3/19/19)
Stolen Bases	1	vs. Ball State (2/24/19)

#42 JOHNNY HAWK, C - JR.

LAST SERIES (vs. Arkansas): 3 G/0 GS - .500 (1-2), 2B, RBI
LAST 10 GAMES: 6 G/2 GS - .375 (3-8), 2 2B, 3 RBI, 4 R, 4 BB, HBP
CURRENT STREAK: N/A

- Went 1-for-2 with a double and an RBI in his three games of action against Arkansas
- Came off the bench vs. Maine to record two hits, including a 2B, to go with 2 RBI, 2 R and 2 BBs

CAREER TOTALS (at Alabama)

YEAR	GP-GS	AVG	AB	R	H	2B	3B	HR	RBI	BB	SO	SB-A
2019	14-4	.238	21	8	5	2	0	1	5	6	5	0-0

CAREER SEC TOTALS (at Alabama)

YEAR	GP-GS	AVG	AB	R	H	2B	3B	HR	RBI	BB	SO	SB-A
2019	4-0	.333	3	0	1	1	0	0	1	0	0	0-0

2019 SEASON HIGHS

Hits	2	vs. Maine (3/19)
Doubles	1	2x, last vs. Arkansas (3/22)
Home Runs	1	at South Alabama - GM 1 (3/2)
RBI	2	2x, last vs. Maine (3/19)
Runs	2	2x, last vs. Maine (3/19)
Walks	2	2x, last vs. Maine (3/19)
Stolen Bases	N/A	

CAREER HIGHS (at Alabama)

Hits	2	vs. Maine (3/19/19)
Doubles	1	2x, last vs. Arkansas (3/22/19)
Home Runs	1	at South Alabama - GM 1 (3/2/19)
RBI	2	2x, last vs. Maine (3/19/19)
Runs	2	2x, last vs. Maine (3/19/19)
Walks	2	2x, last vs. Maine (3/19/19)
Stolen Bases	N/A	

#50 KOBE MORRIS, INF - JR.

LAST SERIES (vs. Arkansas): 3 G/3 GS - .222 (2-9), RBI, 2 R, BB
LAST 10 GAMES: 9 G/7 GS - .273 (6-22), 2B, 2 RBI, 3 R, 5 BB, 1-1 SB
CURRENT STREAK: N/A

- Went 2-for-9 with an RBI, two runs scored and a walk in the series with ninth-ranked Arkansas
- Started all three games at third base in Oxford, contributing an RBI and two walks

CAREER TOTALS (at Alabama)

YEAR	GP-GS	AVG	AB	R	H	2B	3B	HR	RBI	BB	SO	SB-A
2019	19-11	.238	42	5	10	1	0	0	3	6	13	1-1

CAREER SEC TOTALS (at Alabama)

YEAR	GP-GS	AVG	AB	R	H	2B	3B	HR	RBI	BB	SO	SB-A
2019	6-6	.188	16	2	3	0	0	0	2	3	5	0-0

2019 SEASON HIGHS

Hits	2	vs. Northern Kentucky (3/9)
Doubles	1	vs. Northern Kentucky (3/10)
Home Runs	N/A	
RBI	1	3x, last vs. Arkansas (3/23)
Runs	2	vs. Arkansas (3/23)
Walks	2	at Ole Miss (3/16)
Stolen Bases	1	vs. Northern Kentucky (3/9)

CAREER HIGHS (at Alabama)

Hits	2	vs. Northern Kentucky (3/9/19)
Doubles	1	vs. Northern Kentucky (3/10/19)
Home Runs	N/A	
RBI	1	3x, last vs. Arkansas (3/23/19)
Runs	2	vs. Arkansas (3/23/19)
Walks	2	at Ole Miss (3/16/19)
Stolen Bases	1	vs. Northern Kentucky (3/9/19)

#55 DREW WILLIAMSON, INF/OF - FR.

LAST SERIES (vs. Arkansas): 3 G/3 GS - .222 (2-9), 2 R, 3 BB
LAST 10 GAMES: 9 G/9 GS - .292 (7-24), 2B, 5 RBI, 6 R, 9 BB, HBP, 1-1 SB
CURRENT STREAK: 10 G reached base (dates back to March 9)

- Tied for 24th nationally for walks with 22 while tying for fourth in the SEC and the UA team lead with junior Morgan McCullough
- Reached base safely in the first 11 games to start the season
- Totaled two runs and three walks as part of his 2-for-9 weekend against Arkansas
- Finished a perfect 3-for-3 with two runs and a stolen base against Maine in the midweek

CAREER TOTALS

YEAR	GP-GS	AVG	AB	R	H	2B	3B	HR	RBI	BB	SO	SB-A
2019	23-22	.297	64	12	19	2	0	0	10	22	14	2-2

CAREER SEC TOTALS

YEAR	GP-GS	AVG	AB	R	H	2B	3B	HR	RBI	BB	SO	SB-A
2019	6-6	.167	18	2	3	1	0	0	2	6	6	0-0

2019 SEASON HIGHS

Hits	3	vs. Maine (3/19)
Doubles	1	2x, last at Ole Miss (3/16)
Home Runs	N/A	
RBI	2	3x, last at Ole Miss (3/16)
Runs	2	4x, last vs. Arkansas (3/23)
Walks	3	2x, last at South Alabama (3/1)
Stolen Bases	1	2x, last vs. Maine (3/19)

CAREER HIGHS

Hits	3	vs. Maine (3/19/19)
Doubles	1	2x, last at Ole Miss (3/16/19)
Home Runs	N/A	
RBI	2	3x, last at Ole Miss (3/16/19)
Runs	2	4x, last vs. Arkansas (3/23/19)
Walks	3	2x, last at South Alabama (3/1/19)
Stolen Bases	1	2x, last vs. Maine (3/19/19)

2019 SINGLE-GAME HIGHS

ALABAMA

Runs, Game	16 vs. Maine (3/19)
Runs, Inning	7, twice, last 5th inning vs. Northern Kentucky (3/8)
Hits, Game	18 vs. Northern Kentucky (3/8)
Hits, Inning	6, twice, last 5th inning vs. Northern Kentucky (3/8)
Consecutive Hits, Inning	5, twice, last 6th inning vs. Arkansas (3/23)
Doubles	5, twice, last vs. Northern Kentucky (3/8)
Triples	1, 7x, last vs. Maine (3/19)
Home Runs	3, twice, last vs. Maine (3/19)
Extra-Base Hits	9 at South Alabama - GM 1 (3/2)
Stolen Bases	3, 3x, last vs. Northern Kentucky (3/9)
Left on Base	14 vs. Northern Kentucky (3/9)
Errors (Committed By)	2, 4x, last vs. Arkansas (3/24)
Strikeouts	14, twice, last at Ole Miss (3/17)
Walks	12 vs. Northern Kentucky (3/10)
Double Plays (Hit Into)	2, 5x, last vs. South Dakota State (3/6)
Triple Plays (Hit Into)	N/A

OPPONENTS

Runs, Game	12, twice, last Arkansas (3/22)
Runs, Inning	7, 3rd inning, Ole Miss (3/17)
Hits, Game	15, Arkansas (3/22)
Hits, Inning	6, 2nd inning, Arkansas (3/22)
Consecutive Hits, Inning	5, 3rd inning, Ole Miss (3/17)
Doubles	3, 5x, last Arkansas (3/24)
Triples	2, Presbyterian - GM 1 (2/16)
Home Runs	3, Arkansas (3/22)
Extra-Base Hits	6, Arkansas (3/22)
Stolen Bases	4, Arkansas (3/24)
Left on Base	13, twice, last South Dakota State (3/6)
Errors (Committed By)	3, 4x, last Arkansas (3/24)
Strikeouts	17, South Alabama - GM 2 (3/2)
Walks	8, twice, last Ole Miss (3/17)
Double Plays (Hit Into)	2, 3x, last South Dakota State (3/6)
Triple Plays (Hit Into)	N/A

INDIVIDUAL BATTING

Longest Hitting Streak	11 games, McCullough (2/15-3/2)
Runs	3, 3x, last Gentry and Reeves vs. Maine (3/19)
Hits	(matches the Alabama single-game record) 5, Auerbach vs. Northern Kentucky (3/8)
Doubles	2, 4x, last Holcombe at Ole Miss (3/17)
Triples	1, 7x, last Breaux vs. Maine (3/19)
Home Runs	1, 17x, last Holcombe vs. Arkansas (3/23)
Inside-the-Park Home Run	1, Reeves vs. Maine (3/19)
Consecutive Games with a Home Run	2, Praytor (2/15-16)
Runs Batted In	4, 3x, last Breaux vs. Maine (3/19)
Stolen Bases	2, twice, last Robinson vs. Northern Kentucky (3/9)
Strikeouts	4, Reeves vs. Middle Tennessee (3/12)
Walks	3, 8x, last King vs. Maine (3/19)

INDIVIDUAL PITCHING

Innings Pitched, Starter	7.0, twice, last Finnerty vs. Northern Kentucky (3/8)
Innings Pitched, Reliever	4.0, Cobb vs. Arkansas (3/22)
Strikeouts	11, Love at South Alabama - GM 2 (3/2)
Walks	3, 4x, last Love vs. Arkansas (3/23)
Fewest Hits Allowed, Starter (5.0+ IP)	0, Shamblin vs. Ball State (2/24)
Consecutive Scoreless IP, Starter	12.0 innings, Ras (3/6-Present)
Consecutive Scoreless IP, Reliever	13.2, Randolph (2/16-Present)
Consecutive Scoreless Relief Appearances	9, Randolph (2/16-Present)
Consecutive Saves Converted	4, Randolph (2/16-Present)
Longest Winning Streak, Starter	4, Finnerty (2/15-3/8)

TEAM MISCELLANEOUS

Most Games Over .500	14 (3/12, 3/16, 3/19, 3/23)
Most Games Under .500	N/A
Longest Winning Streak	12 games (2/24-3/12)
Longest Losing Streak	N/A
Largest Margin of Victory	16 vs. Maine (3/19)
Largest Margin of Defeat	10 at Ole Miss (3/17)
Fewest Hits, Game	4 at Ole Miss (3/15)
Fewest Hits Allowed, Game	1 vs. Ball State (2/24)

STARTS BY POSITION

Pitcher (6)	- Finnerty (6), Ras (5), Shamblin (3), Freeman (5), Love (5), Rukes (1)
Catcher (3)	- Praytor (4), Auerbach (17), Hawk (4)
First Base (3)	- Williamson (22), King (2), Trousdale (1)
Second Base (3)	- McCullough (23), Carinci (1), Trousdale (1)
Third Base (3)	- Auerbach (7), Morris (11), Trousdale (7)
Shortstop (2)	- Robinson (24), McCullough (1)
Left Field (3)	- King (3), Holcombe (21), Reeves (1)
Center Field (2)	- Breaux (24), Reeves (1)
Right Field (2)	- Gentry (24), King (1)
Designated Hitter (8)	- Wood (6), Praytor (1), Ras (1), Finnerty (1), King (3), Holcombe (2), Reeves (7), Trousdale (4)

CRIMSON TIDE AT A GLANCE

Overall Record	19-6
Current Streak	Lost 1
Series Record	5-2-0
Home	15-4
Road	4-2
Neutral	0-0
Day/Night	12-4/7-2
vs. Top-25 Teams	2-4
In February	7-2
In March	12-4
In April	0-0
In May	0-0
In June	0-0
vs. RHS/LHS	14-5/5-1
Alabama Scores First	15-1
Comeback Wins	6
Losses After Leading	1
Extra Innings	1-0
One-Run Games	2-1
Two-Run Games	2-0
Leading After 6/7/8	17-0/18-0/19-0
Trailing After 6/7/8	0-6/0-6/0-6
Alabama Out-Hits Opponent	15-0
Opponent Out-Hits Alabama	0-6
Two Teams Match on Hits	4-0

LAST TIME IT HAPPENED...

INDIVIDUAL

Four Hits in One Game

Alabama: **by Tyler Gentry (4-5) at South Alabama - GM 1 (March 2, 2019)**
Opponent: **by Cole Zabowski (4-5) of Ole Miss (May 19, 2018)**

Five Hits in One Game

Alabama: **by Brett Auerbach (5-5) vs. Northern Kentucky (March 8, 2019)**
Opponent: **by Connor Brumfield (5-5) of Missouri (March 18, 2017)**

Six Hits in One Game

Alabama: Has not occurred
Opponent: **by Kendrick Moore of Arkansas (May 20, 1995)**

Three Runs in One Game

Alabama: **by Tyler Gentry and T.J. Reeves vs. Maine (March 19, 2019)**
Opponent: **by Heston Kjerstad of Arkansas (March 24, 2019)**

Four Runs in One Game

Alabama: **by Keith Holcombe vs. Valparaiso (Feb. 18, 2018)**
Opponent: **by Will Holland of Auburn - GM 2 (April 21, 2018)**

Five Runs in One Game

Alabama: **by Josh Rutledge vs. UIC (Feb. 27, 2010)**

Six+ Runs in One Game

Alabama: **6 by Craig Shipley at Georgia Southern (March 24, 1984)**

Four RBI in One Game

Alabama: **by Joe Breaux vs. Maine (March 19, 2019)**
Opponent: **by Heston Kjerstad of Arkansas (March 22, 2019)**

Five RBI in One Game

Alabama: **by Hunter Alexander vs. Alabama A&M (March 14, 2018)**
Opponent: **by Grae Kessinger of Ole Miss (March 17, 2019)**

Two Players with Five RBI in One Game

Alabama: **Casey Hughston and Kyle Overstreet vs. Maryland Eastern Shore (Feb. 15, 2015)**

Six RBI in One Game

Alabama: **by Matt Malkin vs. UAB (April 10, 2018)**
Opponent: **by Cole Zabowski of Ole Miss (May 19, 2018)**

Seven RBI in One Game

Alabama: **by Cody Henry vs. Alcorn State (April 18, 2017)**

Eight RBI in One Game

Alabama: **by Andy Phillips at UAB (April 14, 1999)**

Nine+ RBI in One Game

Alabama: **9 by Roberto Vaz at Auburn (April 12, 1997)**

Two Doubles in One Game

Alabama: **by Keith Holcombe at Ole Miss (March 17, 2019)**
Opponent: **by Trevor Ezell of Arkansas (March 24, 2019)**

Three Doubles in One Game

Alabama: **Chandler Avant vs. New Mexico State (March 10, 2018)**
Opponent: **Grae Kessinger of Ole Miss (March 17, 2019)**

Four Doubles in One Game

Alabama: **Mickey Kerns vs. Auburn (April 20, 1991)**

Two Triples in One Game

Alabama: **Georgie Salem vs. Mississippi Valley State - GM 2 (April 21, 2015)**

Three Triples in One Game

Alabama: **Ken Chapman vs. Samford (March 22, 1960)**

Two Home Runs in One Inning

Alabama: **Ross Wilson vs. Mississippi State (April 19, 2008)**

Two Home Runs in One Game

Alabama: **Hunter Alexander vs. Alabama A&M (March 14, 2018)**
Opponent: **Will Holland of Auburn (March 27, 2018)**

Three Home Runs in One Game

Alabama: **G.W. Keller vs. Vanderbilt (May 8, 1999)**
Opponent: **Tom Belza of Oklahoma State (May 29, 2009)**

Inside the Park Home Run

Alabama: **T.J. Reeves vs. Maine (March 19, 2019)**
Opponent: **Justin Christian of SE Missouri State (Feb. 22, 2003)**

Grand Slam Home Run

Alabama: **Chandler Taylor vs. Mississippi State (May 4, 2018)**
Opponent: **Beau Jordan of LSU (May 11, 2018)**

Walk-Off Home Run

Alabama: **John Trousdale (grand slam) vs. Grambling (8 innings) (May 10, 2017)**
Opponent: **Tate Blackman of Ole Miss (April 8, 2017)**

Game-Winning Home Run

Alabama: **Hunter Alexander vs. Kentucky (March 31, 2018)**
Opponent: **Beau Jordan of LSU (May 11, 2018)**

Back-to-Back Home Runs

Alabama: **Sam Praytor and Joe Breaux at Arkansas (April 28, 2018)**
Opponent: **JJ Schwarz and Nelson Maldonado of Florida (May 14, 2017)**

Back-to-Back-to-Back Home Runs

Alabama: **Matt Bentley, Tyler Odle and Jake Smith vs. Auburn (April 27, 2008)**
Opponent: **Russ Sneed, Connor Powers and Ryan Duffy of Mississippi State (May 2, 2009)**

Two Home Runs in the Same Inning

Alabama: **Sam Praytor and Joe Breaux at Arkansas (April 28, 2018) (6th inning)**
Opponent: **Nick Fortes and Tim Rowe of Ole Miss (April 8, 2017) (6th inning)**

Three Home Runs in the Same Inning

Alabama: **Hunter Alexander, Chandler Taylor and Matt Malkin vs. Alabama A&M (March 14, 2018) (6th inning)**
Opponent: **Madison Nickens, Nick Cieri and Anthony Papiro of Maryland (Feb. 20, 2016) (4th inning)**

Home Run to Lead Off a Game

Alabama: **Joe Breaux vs. Jacksonville State (Feb. 18, 2019)**
Opponent: **Casey Martin of Arkansas (March 24, 2019)**

Home Run in Two Consecutive At-Bats

Alabama: **Hunter Alexander vs. Alabama A&M (March 14, 2018)**
Opponent: **Adam Matthews of South Carolina (April 27, 2012)**

Home Run in Three Consecutive At-Bats

Alabama: **G.W. Keller vs. Niagara (March 7, 1999)**
Opponent: **Tom Belza of Oklahoma State (May 29, 2009)**

Pinch-Hit Home Run

Alabama: **Alex Webb vs. Arkansas-Pine Bluff - GM 2 (March 12, 2017)**
Opponent: **Tim Rowe of Ole Miss (April 8, 2017)**

Home Run in 3 Straight Games

Alabama: **Cobie Vance (April 28-May 4, 2018)**

Home Run in 4 Straight Games

Alabama: **Kent Matthes (March 7-14, 2009)**

Home Run in 5 Straight Games

Alabama: **Kent Matthes (Feb. 22-March 3, 2009)**

Home Run in 6 Straight Games

Alabama: **Kent Matthes (Feb. 22-March 3, 2009)**

Hit for the Cycle

Alabama: **Josh Rutledge at South Alabama (April 22, 2009)**

Stole 3 Bases in One Game

Alabama: **Casey Hughston vs. Lipscomb (March 6, 2015)**
Opponent: **Adam Engel of Louisville (March 9, 2013)**

Stole 4 Bases in One Game

Alabama: **Scott McClanahan vs. Miami (Ohio) (Feb. 18, 2001)**
Opponent: **Nick Crawford of UAB (March 24, 2009)**

Stole 5 Bases in One Game

Alabama: **Ted Williams vs. Samford (March 5, 1986)**

Stole Home (Straight Steal)

Alabama: **Alex Kubal vs. Southeast Missouri State (Feb. 20, 2009)**
Opponent: **Ryan Ussery of UAB (April 10, 2012)**

Stole Home (Double Steal)

Alabama: **Morgan McCullough (HP) and Walker McCleney (2B) at South Alabama - GM 1 (March 2, 2019)**
Opponent: **Robbie Glendinning (HP) and Kameron Misner (CS) of Missouri (March 19, 2017)**

Perfect Game

Alabama: **Al Drumheller, John Collins and Brett Sullenberger at South Florida (March 31, 1993)**
Opponent: **Bruce Baudier of LSU (1967)**

Nine-Inning No-Hitter

Alabama: **Justin Kamplain, Jay Shaw and Geoffrey Bramblett vs. Mississippi Valley St. (March 8, 2014)**

Seven-Inning No-Hitter

Alabama: **Vince Barrantine at Auburn (March 27, 1981)**
Opponent: **Robert Earl Sidell of Mississippi (1962)**

Complete Game One-Hitter

Alabama: **Lance Cormier vs. Winthrop (March 4, 2001) (CG)**
Opponent: **Shamblin, Cobb and Randolph vs. Ball State (Feb. 24, 2019)**
Robert Tyler of Georgia (April 1, 2016)

Complete Game Two-Hitter

Alabama: **Geoffrey Bramblett vs. Georgia Southern (June 1, 2014)**
Opponent: **Freeman, Cameron, Guffey, Medders and Randolph vs. North Alabama (Feb. 26, 2019)**
Keaton McKinney of Arkansas (May 2, 2015)

Complete Game Three-Hitter

Alabama: **Charley Sullivan vs. Tennessee (March 15, 2013)**
Opponent: **Ben Riley and Joey Andrews of Tennessee (May 2, 2003)**

Recorded 10+ Strikeouts

Alabama: **11 by Brock Love at South Alabama - GM 2 (March 2, 2019)**
Opponent: **11 by Kacey Murphy of Arkansas (April 28, 2018)**

LAST TIME IT HAPPENED...

Recorded 15+ Strikeouts

Alabama: Wade LeBlanc (17) vs. McNeese State (March 4, 2005)

Nine-Inning Complete Game

Alabama: Geoffrey Bramblett vs. Ole Miss (May 19, 2015)

Opponent: Michael Plassmeyer of Missouri - GM 1 (April 7, 2018)

Seven-Inning Complete Game

Alabama: Adam Morgan vs. Tennessee (April 16, 2011)

Opponent: Will Neely of Tennessee - GM 2 (March 25, 2018)

Complete Game Shutout

Alabama: Jake Walters vs. Ole Miss (May 18, 2018)

Opponent: Michael Plassmeyer of Missouri - GM 1 (April 7, 2018)

Combined Shutout

Alabama: **Brock Love, Brock Guffey and Connor Shamblin vs. Arkansas (March 23, 2019)**

Opponent: **Will Ethridge, Austin Miller and Parker Caracci of Ole Miss (March 15, 2019)**

Back-to-Back Shutouts

Alabama: **Shamblin, Cobb and Randolph vs. Ball State (Feb. 24, 2019)**

Opponent: **Freeman, Cameron, Guffey, Medders and Randolph vs. North Alabama (Feb. 26, 2019)**

Opponent: Austin Robichaux of Louisiana-Lafayette (Feb. 28, 2014)

Opponent: Carson Baranik and Matt Plitt of Louisiana-Lafayette (March 1, 2014)

Back-to-Back-to-Back Shutouts

Alabama: Taylor Guilbeau and Ray Castillo vs. Maryland Eastern Shore (Feb. 13, 2015)

Opponent: Will Carter, Alex Watkins and J.C. Wilhite vs. Maryland Eastern Shore (Feb. 14, 2015)

Opponent: Geoffrey Bramblett, Jay Shaw, Mitch Greer and Thomas Burrows vs. Maryland Eastern Shore (Feb. 15, 2015)

Back-to-Back Complete Games (9 IP)

Alabama: Jimmy Nelson vs. Ole Miss (May 15, 2010)

Opponent: Nathan Kilcrease vs. Ole Miss (May 16, 2010)

Back-to-Back-to-Back Complete Games (9 IP)

Alabama: Jimmy Nelson vs. Ole Miss (May 15, 2010)

Opponent: Nathan Kilcrease vs. Ole Miss (May 16, 2010)

Opponent: Jimmy Nelson at Tennessee (May 20, 2010)

Back-to-Back Complete Games (7 IP)

Alabama: Bernard Robert at South Carolina (April 9, 2006) (DH)

Opponent: Tommy Hunter at South Carolina (April 9, 2006) (DH)

Three Straight Complete Games

Alabama: Jimmy Nelson (May 14-25, 2010)

Opponent: Manny Torres (April 16-30, 1999)

Four Straight Complete Games

Alabama: Wade LeBlanc (April 23-May 16, 2004)

Five Straight Complete Games

Alabama: Chris Eilers (March 18-April 14, 1995)

TEAM

Shutout

Alabama: **Alabama 10 vs. Arkansas 0 (March 23, 2019)**

Opponent: **Alabama 0 vs. Ole Miss 1 (March 15, 2019)**

Scored 10-14 Runs

Alabama: **10 vs. Arkansas (March 23, 2019)**

Opponent: **10 by Arkansas (March 24, 2019)**

Scored 15-19 Runs

Alabama: **16 vs. Maine (March 19, 2019)**

Opponent: 19 by Auburn (April 20, 2018)

Scored 20-24 Runs

Alabama: 22 vs. Troy (April 7, 2009)

Opponent: 20 by Auburn - GM 2 (April 21, 2018)

Scored 25-29 Runs

Alabama: 25 vs. UIC (Feb. 27, 2010)

Opponent: 27 at Vanderbilt (1988); at Florida (1989)

Scored 30+ Runs

Alabama: 35 at Georgia Southern (March 23, 1984)

Opponent: Not on Record

Recorded 15+ Hits

Alabama: **16 vs. Maine (March 19, 2019)**

Opponent: **15 by Arkansas (March 22, 2019)**

Recorded 20+ Hits

Alabama: 20 vs. Nicholls State (Feb. 24, 2016)

Opponent: 22 at South Alabama (April 22, 2009)

Recorded 25+ Hits

Alabama: 26 vs. Alabama A&M (March 17, 2009)

Opponent: 25 at South Carolina (May 1, 2010)

Recorded 30+ Hits

Alabama: 35 at Georgia Southern (March 23, 1984)

Opponent: 30 at Vanderbilt (April 17, 1988)

Scored 5 Runs in One Inning

Alabama: **vs. Maine (March 19, 2019) (7th inning)**

Opponent: **by Ole Miss (March 17, 2019) (5th inning)**

Scored 6 Runs in One Inning

Alabama: **vs. Arkansas (March 23, 2019) (6th inning)**

Opponent: **by Arkansas (March 22, 2019) (2nd inning)**

Scored 7 Runs in One Inning

Alabama: **vs. Northern Kentucky (March 8, 2019) (5th inning)**

Opponent: **by Ole Miss (March 17, 2019) (3rd inning)**

Scored 8 Runs in One Inning

Alabama: vs. Alabama A&M (March 13, 2018) (1st inning)

Opponent: by Oklahoma (March 3, 2018) (8th inning)

Scored 9 Runs in One Inning

Alabama: vs. Maryland Eastern Shore (Feb. 15, 2015) (7th inning)

Opponent: by Mississippi State - Game 2 (April 21, 2017) (6th inning)

Scored 10 Runs in One Inning

Alabama: vs. UAB (Feb. 28, 2007) (5th inning)

Opponent: by South Alabama (April 22, 2009) (3rd inning)

Scored 11+ Runs in One Inning

Alabama: 11 vs. UAB (April 14, 2000) (7th inning)

Opponent: 11 by Auburn - GM 2 (April 21, 2018) (8th inning)

Scored 12+ Runs in One Inning

Alabama: 14 vs. Louisiana Tech (Feb. 24, 1999)

Opponent: 12 by Florida (March 19, 1989) (6th inning)

Recorded 6 Hits in One Inning

Alabama: **vs. Northern Kentucky (March 8, 2019) (5th inning)**

Opponent: **by Arkansas (March 22, 2019) (2nd inning)**

Recorded 7 Hits in One Inning

Alabama: vs. Alabama A&M (March 14, 2018) (5th inning)

Opponent: by Oklahoma (March 3, 2018) (8th inning)

Recorded 8 Hits in One Inning

Alabama: vs. Alabama A&M (March 13, 2018) (1st inning)

Opponent: at South Alabama (April 22, 2009) (3rd inning)

Recorded 9 Hits in One Inning

Alabama: vs. Canisius (Feb. 16, 2007) (7th inning)

Opponent: at South Alabama (April 4, 1989) (3rd inning)

Recorded 10 Hits in One Inning

Alabama: at UAB (April 14, 1999) (7th inning)

Opponent: vs. Auburn (May 20, 1993) (SEC Tourney) (4th inning)

Recorded 11+ Hits in One Inning

Alabama: N/A

Opponent: 11 by Florida (1989)

Opponent: 11 by Miami (CWS) (June 2, 1996) (3rd inning)

Made 3 Errors in One Game

Alabama: at LSU (May 11, 2018)

Opponent: **by Arkansas (March 24, 2019)**

Made 4 Errors in One Game

Alabama: vs. Georgia (13 Innings) (March 16, 2018)

Opponent: by Ole Miss (April 8, 2017)

Made 5 Errors in One Game

Alabama: vs. Texas A&M (April 13, 2017)

Opponent: by Auburn (May 10, 2015)

Made 6 Errors in One Game

Alabama: at Texas-Arlington (March 2, 2008)

Opponent: by Mississippi Valley State (April 1, 2009)

Made 8 Errors in One Game

Alabama: vs. Georgia (April 4, 1992)

Turned 3 Double Plays

Alabama: vs. Alcorn State (April 18, 2018)

Opponent: by LSU (April 28, 2017)

Turned 4 Double Plays

Alabama: at LSU (May 12, 2018)

Opponent: by Auburn (April 12, 2014)

Turned 5 Double Plays

Alabama: vs. Kentucky (March 20, 2005)

Opponent: vs. Huntingdon (April 27, 1990)

Turned a Triple Play

Alabama: at UAB (March 21, 2017)

Opponent: by Middle Tennessee (Feb. 25, 1997)

2019 RESULTS

Date	Opponent	Score	Inns	Overall	SEC	Pitcher of record	Attend	Time
Feb 15, 2019	PRESBYTERIAN	w 7-2	9	1-0-0	0-0-0	Finnerty (W 1-0)	3366	2:31
Feb 16, 2019	PRESBYTERIAN-1	L 1-4	9	1-1-0	0-0-0	Medders (L 0-1)	-	3:12
Feb 16, 2019	PRESBYTERIAN-2	w 9-4	9	2-1-0	0-0-0	Shamblin (W 1-0)	4455	2:48
Feb 18, 2019	JACKSONVILLE STATE	w 13-2	9	3-1-0	0-0-0	Cameron (W 1-0)	2631	2:58
Feb 22, 2019	BALL STATE	w 7-1	9	4-1-0	0-0-0	Finnerty (W 2-0)	2523	2:30
Feb 23, 2019	BALL STATE	L 5-8	9	4-2-0	0-0-0	Ras (L 0-1)	2672	3:02
Feb 24, 2019	BALL STATE	w 6-0	9	5-2-0	0-0-0	Shamblin (W 2-0)	2648	2:33
Feb 26, 2019	NORTH ALABAMA	w 8-0	9	6-2-0	0-0-0	Freeman (W 1-0)	2957	2:46
Feb 27, 2019	NORTH ALABAMA	w 4-1	9	7-2-0	0-0-0	Lee (W 1-0)	2849	2:57
Mar 1, 2019	at South Alabama	w 7-3	9	8-2-0	0-0-0	Finnerty (W 3-0)	3013	2:59
Mar 2, 2019	at South Alabama-1	w 10-5	9	9-2-0	0-0-0	Medders (W 1-1)	-	3:12
Mar 2, 2019	at South Alabama-2	w 6-1	9	10-2-0	0-0-0	Love (W 1-0)	2538	2:45
Mar 5, 2019	UAB	w 4-3	9	11-2-0	0-0-0	Rukes (W 1-0)	2424	3:00
Mar 6, 2019	SOUTH DAKOTA STATE	w 5-4	(14)	12-2-0	0-0-0	Cameron (W 2-0)	2377	4:18
Mar 8, 2019	NORTHERN KENTUCKY	w 15-1	9	13-2-0	0-0-0	Finnerty (W 4-0)	2416	2:30
Mar 9, 2019	NORTHERN KENTUCKY	w 9-4	9	14-2-0	0-0-0	Love (W 2-0)	2471	3:14
Mar 10, 2019	NORTHERN KENTUCKY	w 10-1	9	15-2-0	0-0-0	Freeman (W 2-0)	2569	2:42
Mar 12, 2019	MIDDLE TENNESSEE	w 2-0	9	16-2-0	0-0-0	Vainer (W 1-0)	2713	2:36
* Mar 15, 2019	at #7 Ole Miss	L 0-1	9	16-3-0	0-1-0	Finnerty (L 4-1)	8507	2:52
* Mar 16, 2019	at #7 Ole Miss	w 8-6	9	17-3-0	1-1-0	Medders (W 2-1)	9016	3:44
* Mar 17, 2019	at #7 Ole Miss	L 2-12	9	17-4-0	1-2-0	Freeman (L 2-1)	8667	3:07
Mar 19, 2019	MAINE	w 16-0	9	18-4-0	1-2-0	Ras (W 1-1)	2889	3:04
* Mar 22, 2019	#9 ARKANSAS	L 3-12	9	18-5-0	1-3-0	Finnerty (L 4-2)	4060	2:50
* Mar 23, 2019	#9 ARKANSAS	w 10-0	9	19-5-0	2-3-0	Love (W 3-0)	4317	2:45
* Mar 24, 2019	#9 ARKANSAS	L 2-10	9	19-6-0	2-4-0	Freeman (L 2-2)	3687	2:58

() extra inning game

2019 GAMES SUMMARY

Score by innings	1	2	3	4	5	6	7	8	9	EX	Total
Alabama	13	38	19	17	27	19	14	15	6	1	169
Opponents	7	19	16	2	14	3	6	8	10	0	85

Record when ...

Overall	19-6	After 6 leading	17-0
Conference	2-4 trailing	0-6
Non-Conference	17-2 tied	2-0
Home games	15-4	After 7 leading	18-0
Away games	4-2 trailing	0-6
Neutral site	0-0 tied	1-0
Day games	12-4	After 8 leading	19-0
Night games	7-2 trailing	0-6
vs Left starter	5-1 tied	0-0
vs Right starter	14-5	Hit 0 home runs	8-4
1-Run games	2-1	... 1 home run	9-2
2-Run games	2-0	... 2+ home runs	2-0
5+Run games	13-3	Opponent 0 home runs	16-2
Extra innings	1-0 1 home run	3-2
Shutouts	5-1 2+ HRs	0-2
Scoring 0-2 runs	1-4	Made 0 errors	10-3
..... 3-5 runs	3-2 1 error	7-1
..... 6-9 runs	9-0 2+ errors	2-2
..... 10+ runs	6-0	Opp. made 0 errors	7-3
Opponent 0-2 runs	12-1 1 error	7-2
..... 3-5 runs	6-1 2+ errors	5-1
..... 6-9 runs	1-1	Out-hit opponent	15-0
..... 10+ runs	0-3	Out-hit by opponent	0-6
Scored in 1st inning	6-0	Hits are tied	4-0
Opp. scored in 1st	3-3		
Scores first	15-1		
Opp. scores first	4-5		

Record when team scores:

Runs	0	1	2	3	4	5	6	7	8	9	10+
W-L	0-1	0-1	1-2	0-1	2-0	1-1	2-0	3-0	2-0	2-0	6-0

Record when opponent scores:

Runs	0	1	2	3	4	5	6	7	8	9	10+
W-L	5-0	5-1	2-0	2-0	3-1	1-0	1-0	0-0	0-1	0-0	0-3

Record when leading after:

Inn.	1	2	3	4	5	6	7	8
W-L	6-0	12-1	14-0	15-0	16-0	17-0	18-0	19-0

Record when trailing after:

Inn.	1	2	3	4	5	6	7	8
W-L	1-3	2-4	3-5	1-5	1-6	0-6	0-6	0-6

Record when tied after:

Inn.	1	2	3	4	5	6	7	8
W-L	12-3	5-1	2-1	3-1	2-0	2-0	1-0	0-0

Current losing streak: 1
 Longest winning streak: 12
 Longest losing streak: 1

Home attendance : 54024 (18 dates avg = 3001)
 Away attendance : 31741 (5 dates avg = 6348)
 Total attendance: 85765 (23 dates avg = 3728)

2019 TEAM GAME-BY-GAME [BATTING]

Date	Opponent	ab	r	h	rbi	2b	3b	hr	tb	bb	ibb	sb	cs	hbp	sac	sf	gdp	k	po	a	e	lob	avg
Feb 15	PRESBYTERIAN	35	7	13	7	2	0	1	18	3	0	0	1	2	0	1	0	4	27	12	0	10	.371
Feb 16	PRESBYTERIAN	30	1	5	1	1	0	1	9	7	0	0	0	1	0	0	2	2	27	6	2	10	.277
Feb 16	PRESBYTERIAN	34	9	11	7	2	0	1	16	6	0	2	0	0	0	1	2	7	27	9	1	8	.293
Feb 18	JACKSONVILLE STATE	33	13	10	10	2	0	1	15	9	0	2	0	3	1	0	1	9	27	4	0	9	.295
Feb 22	BALL STATE	31	7	7	6	1	0	1	11	7	0	0	0	2	0	0	2	12	27	13	1	9	.282
Feb 23	BALL STATE	36	5	9	5	1	0	1	13	8	0	0	0	0	0	0	0	9	27	9	0	12	.276
Feb 24	BALL STATE	32	6	11	6	4	0	0	15	4	0	2	0	1	1	1	0	3	27	7	0	9	.286
Feb 26	NORTH ALABAMA	33	8	11	7	1	0	1	15	8	0	0	1	2	0	1	0	7	27	6	0	12	.292
Feb 27	NORTH ALABAMA	29	4	7	4	1	0	0	8	8	0	0	0	0	1	1	0	5	27	4	2	11	.287
Mar 1	at South Alabama	33	7	9	7	2	1	0	13	10	0	1	0	0	0	2	1	7	27	7	0	11	.285
Mar 2	at South Alabama	40	10	15	8	5	1	3	31	5	0	3	0	2	1	0	1	9	27	6	0	11	.295
Mar 2	at South Alabama	37	6	11	5	4	0	0	15	3	0	3	0	1	0	1	0	9	27	5	1	9	.295
Mar 5	UAB	32	4	10	4	1	1	1	16	5	0	0	1	0	0	1	0	10	27	6	1	10	.297
Mar 6	SOUTH DAKOTA STAT	51	5	14	3	1	1	0	17	3	1	1	0	3	1	0	2	7	42	18	1	13	.294
Mar 8	NORTHERN KENTUCK	40	15	18	14	5	0	1	26	4	0	0	0	1	0	0	1	8	27	3	0	6	.306
Mar 9	NORTHERN KENTUCK	32	9	9	9	2	1	0	13	10	0	3	0	4	0	1	0	5	27	2	1	14	.305
Mar 10	NORTHERN KENTUCK	28	10	6	8	2	0	0	8	12	0	2	0	3	0	1	1	6	27	14	0	10	.300
Mar 12	MIDDLE TENNESSEE	29	2	6	2	1	0	0	7	3	0	0	1	2	0	0	0	9	27	9	0	8	.296
*Mar 15	at Ole Miss	30	0	4	0	1	0	0	5	4	0	0	1	0	0	0	0	14	24	6	0	7	.288
*Mar 16	at Ole Miss	35	8	13	8	3	1	1	21	9	0	1	1	1	1	2	1	10	27	11	2	13	.293
*Mar 17	at Ole Miss	33	2	5	2	3	0	0	8	3	0	1	0	0	0	0	0	14	24	14	0	7	.286
Mar 19	MAINE	39	16	16	16	3	1	3	30	11	0	2	0	0	0	2	1	5	27	6	0	12	.293
*Mar 22	ARKANSAS	33	3	7	2	1	0	0	8	3	0	0	1	1	0	0	0	8	27	8	1	7	.289
*Mar 23	ARKANSAS	32	10	9	10	1	0	1	13	7	0	0	0	0	0	2	0	2	27	8	1	7	.289
*Mar 24	ARKANSAS	33	2	5	1	0	0	0	5	5	0	1	1	0	0	1	0	10	27	8	2	10	.284
Totals		850	169	241	152	50	7	17	356	157	1	24	8	29	6	18	15	191	684	201	16	245	.284

2019 TEAM GAME-BY-GAME [PITCHING]

Date	Opponent	ip	h	r	er	bb	so	2b	3b	hr	wp	bk	hbp	dp	ibb	score	w-l	sv	era
Feb 15	PRESBYTERIAN	9.0	10	2	2	2	5	1	0	1	0	0	0	2	0	7-2	1-0	0	2.00
Feb 16	PRESBYTERIAN	9.0	13	4	2	5	11	2	2	1	1	0	0	1	0	1-4	1-1	0	2.00
Feb 16	PRESBYTERIAN	9.0	9	4	3	2	12	3	0	0	0	0	0	1	0	9-4	2-1	1	2.33
Feb 18	JACKSONVILLE STATE	9.0	6	2	2	2	9	2	0	0	0	0	0	0	0	13-2	3-1	1	2.25
Feb 22	BALL STATE	9.0	4	1	1	1	10	0	0	0	2	0	0	2	0	7-1	4-1	1	2.00
Feb 23	BALL STATE	9.0	10	8	8	6	8	3	0	0	1	0	0	1	0	5-8	4-2	1	3.00
Feb 24	BALL STATE	9.0	1	0	0	2	9	0	0	0	0	0	0	1	0	6-0	5-2	1	2.57
Feb 26	NORTH ALABAMA	9.0	2	0	0	3	15	1	0	0	0	0	2	0	0	8-0	6-2	1	2.25
Feb 27	NORTH ALABAMA	9.0	7	1	0	2	12	0	0	0	0	0	1	0	0	4-1	7-2	2	2.00
Mar 1	at South Alabama	9.0	5	3	3	1	7	1	0	1	0	0	0	0	0	7-3	8-2	3	2.10
Mar 2	at South Alabama	9.0	10	5	5	5	10	1	1	0	0	0	1	1	0	10-5	9-2	3	2.36
Mar 2	at South Alabama	9.0	4	1	1	2	17	1	0	0	0	0	0	0	0	6-1	10-2	3	2.25
Mar 5	UAB	9.0	6	3	3	2	10	1	0	0	1	0	1	1	0	4-3	11-2	4	2.31
Mar 6	SOUTH DAKOTA STAT	14.0	13	4	3	5	9	2	0	0	0	0	0	2	0	5-4	12-2	4	2.27
Mar 8	NORTHERN KENTUCK	9.0	5	1	1	0	8	1	0	0	0	0	0	0	0	15-1	13-2	4	2.19
Mar 9	NORTHERN KENTUCK	9.0	9	4	1	3	9	0	0	1	1	0	1	0	0	9-4	14-2	4	2.11
Mar 10	NORTHERN KENTUCK	9.0	6	1	1	1	6	2	0	0	0	0	0	0	0	10-1	15-2	4	2.05
Mar 12	MIDDLE TENNESSEE	9.0	6	0	0	0	5	1	0	0	0	0	2	1	0	2-0	16-2	5	1.94
*Mar 15	at Ole Miss	8.0	6	1	1	1	5	0	0	1	3	0	0	0	0	0-1	16-3	5	1.90
*Mar 16	at Ole Miss	9.0	6	6	4	8	5	0	0	0	1	0	3	1	0	8-6	17-3	6	2.01
*Mar 17	at Ole Miss	8.0	10	12	12	8	4	3	0	0	2	0	1	1	0	2-12	17-4	6	2.48
Mar 19	MAINE	9.0	7	0	0	4	13	2	0	0	0	0	0	0	0	16-0	18-4	6	2.37
*Mar 22	ARKANSAS	9.0	15	12	11	1	14	3	0	3	0	0	2	0	0	3-12	18-5	6	2.74
*Mar 23	ARKANSAS	9.0	4	0	0	4	4	1	0	0	0	0	0	1	0	10-0	19-5	6	2.63
*Mar 24	ARKANSAS	9.0	14	10	10	4	9	4	0	2	0	0	2	1	0	2-10	19-6	6	2.92
Totals		228.0	188	85	74	74	226	35	3	10	12	0	16	17	0	169-85	19-6	6	2.92

2019 CUMULATIVE STATS



ALABAMA BASEBALL Overall Statistics for Alabama (as of Mar 25, 2019) (All games Sorted by Batting avg)



Record: 19-6 Home: 15-4 Away: 4-2 SEC: 2-4

Player	avg	gp-gs	ab	r	h	2b	3b	hr	rbi	tb	slg%	bb	hp	so	gdp	ob%	sf	sh	sb-att	po	a	e	fld%	
Kolby Robinson	.397	24-24	78	13	31	2	1	0	17	35	.449	9	3	6	0	.457	4	4	3-6	33	48	3	.964	
Keith Holcombe	.373	23-23	75	13	28	9	1	3	25	48	.640	9	6	19	0	.473	1	0	2-2	39	0	0	1.000	
Morgan McCullough	.326	24-24	86	18	28	9	2	1	16	44	.512	22	1	15	1	.455	3	0	2-2	32	60	4	.958	
Tyler Gentry	.311	25-24	90	18	28	4	0	5	22	47	.522	11	1	18	1	.385	2	0	4-7	53	1	1	.982	
Drew Williamson	.297	23-22	64	12	19	2	0	0	10	21	.328	22	1	14	1	.477	1	0	2-2	151	3	0	1.000	
Joe Breaux	.284	24-24	95	17	27	8	2	2	15	45	.474	14	5	18	2	.400	1	1	2-3	61	0	0	1.000	
Brett Auerbach	.240	25-24	100	17	24	7	0	0	13	31	.310	13	5	22	1	.350	2	0	4-5	131	31	2	.988	

Daniel Carinci	.273	7-1	11	1	3	0	0	0	0	3	.273	0	1	4	0	.333	0	0	0-0	2	4	0	1.000	
Justin King	.267	18-9	30	8	8	2	0	1	2	13	.433	18	1	16	0	.551	0	0	1-1	23	2	1	.962	
T.J. Reeves	.250	17-9	36	16	9	1	0	2	9	16	.444	10	2	9	1	.429	1	0	2-2	4	0	0	1.000	
Isaiah Byars	.250	6-0	8	0	2	0	0	0	3	2	.250	1	0	4	0	.333	0	0	0-0	2	3	0	1.000	
Kobe Morris	.238	19-11	42	5	10	1	0	0	3	11	.262	6	0	13	2	.327	1	0	1-1	11	12	0	1.000	
Johnny Hawk	.238	14-4	21	8	5	2	0	1	5	10	.476	6	1	5	2	.429	0	0	0-0	66	11	1	.987	
John Trousdale	.231	19-13	52	11	12	2	1	0	5	16	.308	8	0	11	0	.328	1	0	0-0	27	8	2	.946	
Sam Praytor	.222	6-5	18	6	4	0	0	2	3	10	.556	2	2	4	1	.364	0	0	0-0	24	0	0	1.000	
Tyler Ras	.111	5-1	9	1	1	1	0	0	1	2	.222	1	0	4	1	.200	0	0	0-0	2	1	0	1.000	
Gene Wood	.087	12-6	23	3	2	0	0	0	3	2	.087	4	0	6	1	.214	1	0	0-0	1	0	0	1.000	
Walker McCleney	.000	19-0	12	2	0	0	0	0	0	0	.000	1	0	3	1	.077	0	1	1-1	19	0	0	1.000	
Sam Finnerty	.000	1-1	0	0	0	0	0	0	0	0	.000	0	0	0	0	.000	0	0	0-0	0	5	0	1.000	
Totals	.284	25	850	169	241	50	7	17	152	356	.419	157	29	191	15	.405	18	6	24-32	684	201	16	.982	
Opponents	.224	25	839	85	188	35	3	10	75	259	.309	74	16	226	14	.296	11	6	11-17	646	202	25	.971	

LOB - Team (245), Opp (178). DPs turned - Team (17), Opp (18). CI - Team (1), Hawk 1. IBB - Team (1), McCullough 1. Picked off - Holcombe 1.

(All games Sorted by Earned run avg)

Player	era	w-l	app	gs	cg	sho	sv	ip	h	r	er	bb	so	2b	3b	hr	b/avg	wp	hp	bk	sfa	sha		
Brock Love	1.93	3-0	7	5	0	0/1	0	23.1	17	7	5	10	29	1	0	1	.202	1	3	0	0	2		
Sam Finnerty	3.60	4-2	6	6	0	0/0	0	35.0	33	15	14	3	29	6	0	4	.248	2	1	0	2	1		
Wil Freeman	3.74	2-2	8	5	0	0/1	0	21.2	19	9	9	5	13	5	0	1	.241	1	3	0	2	0		

Jeremy Randolph	0.00	0-0	9	0	0	0/3	4	13.2	5	0	0	3	24	1	0	0	.116	1	1	0	1	1		
Davis Vainer	0.00	1-0	7	0	0	0/1	0	13.0	3	0	0	4	16	0	0	0	.071	0	1	0	0	0		
Dylan Oliver	0.00	0-0	4	0	0	0/1	0	3.1	2	0	0	0	3	1	0	0	.167	0	0	0	0	0		
Garret Rukes	0.69	1-0	8	1	0	0/1	0	13.0	12	2	1	4	10	3	0	0	.255	1	0	0	1	1		
Brock Guffey	1.23	0-0	5	0	0	0/3	0	7.1	6	1	1	1	8	2	0	0	.214	0	0	0	0	0		
Connor Shamblin	1.98	2-0	6	3	0	0/2	0	13.2	8	5	3	10	12	2	0	0	.170	0	0	0	1	0		
Tyler Ras	3.06	1-1	6	5	0	0/2	0	17.2	20	6	6	8	17	3	2	1	.290	1	2	0	0	0		
Deacon Medders	3.27	2-1	9	0	0	0/2	0	11.0	6	5	4	9	21	0	0	1	.150	1	0	0	0	0		
Chase Lee	3.38	1-0	8	0	0	0/0	0	10.2	8	5	4	0	13	1	0	0	.205	1	1	0	1	0		
Casey Cobb	4.50	0-0	7	0	0	0/1	1	16.0	15	11	8	8	15	2	0	1	.238	0	0	0	0	0		
Dylan Smith	4.50	0-0	7	0	0	0/1	0	10.0	10	5	5	4	6	1	0	1	.263	3	1	0	0	0		
Kyle Cameron	5.11	2-0	9	0	0	0/2	0	12.1	12	7	7	2	8	3	0	0	.261	0	2	0	1	1		
Jacob McNairy	9.95	0-0	5	0	0	0/0	1	6.1	12	7	7	3	2	4	1	0	.414	0	1	0	2	0		
Totals	2.92	19-6	25	25	0	5/5	6	228.0	188	85	74	74	226	35	3	10	.224	12	16	0	11	6		
Opponents	6.23	6-19	25	25	0	1/1	3	215.1	241	169	149	157	191	50	7	17	.284	35	29	7	18	6		

PB - Team (3), Auerbach 2, Hawk 1, Opp (6). Pickoffs - Team (1), Auerbach 1, Opp (1). SBA/ATT - Auerbach (10-13), Vainer (3-4), Hawk (1-4), Love (2-3), Freeman (1-2), Lee (0-1), Guffey (1-1), Ras (0-1), Rukes (1-1), Shamblin (0-1), Smith (1-1), Cameron (1-1), Medders (1-1).

2019 CUMULATIVE STATS



ALABAMA BASEBALL
Overall Statistics for Alabama (as of Mar 25, 2019)
(All games Sorted by Fielding pct)



Player	c	po	a	e	fld%	dp	sba	csb	sba%	pb	ci
Drew Williamson	154	151	3	0	1.000	14	0	0	---	0	0
Joe Breaux	61	61	0	0	1.000	0	0	0	---	0	0
Keith Holcombe	39	39	0	0	1.000	0	0	0	---	0	0
Sam Praytor	24	24	0	0	1.000	0	0	0	---	0	0
Kobe Morris	23	11	12	0	1.000	1	0	0	---	0	0
Walker McCleney	19	19	0	0	1.000	0	0	0	---	0	0
Daniel Carinci	6	2	4	0	1.000	0	0	0	---	0	0
Isaiah Byars	5	2	3	0	1.000	0	0	0	---	0	0
Sam Finnerty	5	0	5	0	1.000	0	0	0	---	0	0
Casey Cobb	4	0	4	0	1.000	0	0	0	---	0	0
T.J. Reeves	4	4	0	0	1.000	0	0	0	---	0	0
Tyler Ras	3	2	1	0	1.000	1	0	1	.000	0	0
Kyle Cameron	3	1	2	0	1.000	0	1	0	1.000	0	0
Connor Shamblin	2	1	1	0	1.000	1	0	1	.000	0	0
Brock Love	2	0	2	0	1.000	0	2	1	.667	0	0
Jeremy Randolph	2	0	2	0	1.000	0	0	0	---	0	0
Garret Rukes	1	0	1	0	1.000	0	1	0	1.000	0	0
Wil Freeman	1	1	0	0	1.000	0	1	1	.500	0	0
Gene Wood	1	1	0	0	1.000	0	0	0	---	0	0
Brett Auerbach	164	131	31	2	.988	1	10	3	.769	2	0
Johnny Hawk	78	66	11	1	.987	0	1	3	.250	1	1
Tyler Gentry	55	53	1	1	.982	0	0	0	---	0	0
Kolby Robinson	84	33	48	3	.964	13	0	0	---	0	0
Justin King	26	23	2	1	.962	2	0	0	---	0	0
Morgan McCullough	96	32	60	4	.958	14	0	0	---	0	0
John Trousdale	37	27	8	2	.946	1	0	0	---	0	0
Davis Vainer	1	0	0	1	.000	0	3	1	.750	0	0
Chase Lee	1	0	0	1	.000	0	0	1	.000	0	0
Jacob McNairy	0	0	0	0	.000	0	0	0	---	0	0
Dylan Oliver	0	0	0	0	.000	0	0	0	---	0	0
Brock Guffey	0	0	0	0	.000	0	1	0	1.000	0	0
Dylan Smith	0	0	0	0	.000	0	1	0	1.000	0	0
Deacon Medders	0	0	0	0	.000	0	1	0	1.000	0	0
Totals	901	684	201	16	.982	17	11	6	.647	3	1
Opponents	873	646	202	25	.971	18	24	8	.750	6	0

Hitting minimums - 1 Games 75% of Games 5 AB 2.0 AB/Game 5 TPA 3.0 TPA/Game
Pitching minimums - 1 Games 1% of Games 20 IP 1 BF 1 Decisions

2019 CUMULATIVE NON-CONFERENCE STATS



ALABAMA BASEBALL Overall Statistics for Alabama (as of Mar 25, 2019) (Non-SEC games only Sorted by Batting avg)



Record: 17-2 Home: 14-2 Away: 3-0 SEC: 0-0

Player	avg	gp-gs	ab	r	h	2b	3b	hr	rbi	tb	slg%	bb	hp	so	gdp	ob%	sf	sh	sb-att	po	a	e	fld%	
Kolby Robinson	.426	18-18	54	10	23	2	0	0	12	25	.463	8	3	3	0	.500	3	4	2-3	22	35	1	.983	
Keith Holcombe	.393	17-17	56	10	22	6	1	2	21	36	.643	7	5	10	0	.493	1	0	2-2	29	0	0	1.000	
Morgan McCullough	.359	18-18	64	16	23	6	2	1	15	36	.563	18	0	13	1	.488	2	0	2-2	27	36	2	.969	
Drew Williamson	.348	17-16	46	10	16	1	0	0	8	17	.370	16	1	8	0	.516	1	0	2-2	107	2	0	1.000	
Tyler Gentry	.324	19-18	68	14	22	4	0	5	20	41	.603	11	1	12	1	.420	1	0	3-5	37	0	1	.974	
Joe Breaux	.315	18-18	73	16	23	8	2	1	12	38	.521	9	5	10	2	.420	1	0	2-3	41	0	0	1.000	
Brett Auerbach	.280	19-18	75	15	21	6	0	0	12	27	.360	12	5	14	1	.404	2	0	4-4	101	25	1	.992	

T.J. Reeves	.296	12-6	27	12	8	1	0	2	8	15	.556	3	2	7	1	.394	1	0	1-1	3	0	0	1.000	
Justin King	.296	16-9	27	8	8	2	0	1	2	13	.481	18	1	13	0	.587	0	0	1-1	22	1	1	.958	
Daniel Carinci	.273	7-1	11	1	3	0	0	0	0	3	.273	0	1	4	0	.333	0	0	0-0	2	4	0	1.000	
Kobe Morris	.269	13-5	26	3	7	1	0	0	1	8	.308	3	0	8	2	.345	0	0	1-1	8	6	0	1.000	
Isaiah Byars	.250	6-0	8	0	2	0	0	0	3	2	.250	1	0	4	0	.333	0	0	0-0	2	3	0	1.000	
John Trousdale	.225	14-10	40	9	9	2	1	0	4	13	.325	6	0	5	0	.326	0	0	0-0	23	7	2	.938	
Sam Praytor	.222	6-5	18	6	4	0	0	2	3	10	.556	2	2	4	1	.364	0	0	0-0	24	0	0	1.000	
Johnny Hawk	.222	10-4	18	8	4	1	0	1	4	8	.444	6	1	5	2	.440	0	0	0-0	57	11	1	.986	
Tyler Ras	.111	5-1	9	1	1	1	0	0	1	2	.222	1	0	4	1	.200	0	0	0-0	2	1	0	1.000	
Gene Wood	.087	12-6	23	3	2	0	0	0	3	2	.087	4	0	6	1	.214	1	0	0-0	1	0	0	1.000	
Walker McCleney	.000	16-0	11	2	0	0	0	0	0	0	.000	1	0	3	1	.083	0	1	1-1	19	0	0	1.000	
Sam Finnerty	.000	1-1	0	0	0	0	0	0	0	0	.000	0	0	0	0	.000	0	0	0-0	0	5	0	1.000	
Totals	.303	19	654	144	198	41	6	15	129	296	.453	126	27	133	14	.428	13	5	21-25	528	146	10	.985	
Opponents	.209	19	636	44	133	24	3	4	38	175	.275	48	8	185	10	.270	9	5	6-11	487	157	18	.973	

LOB - Team (194), Opp (135). DPs turned - Team (13), Opp (17). CI - Team (1), Hawk 1. IBB - Team (1), McCullough 1. Picked off - Holcombe 1.

(Non-SEC games only Sorted by Earned run avg)

Player	era	w-l	app	gs	cg	sho	sv	ip	h	r	er	bb	so	2b	3b	hr	b/avg	wp	hp	bk	sfa	sha
Sam Finnerty	2.16	4-0	4	4	0	0/0	0	25.0	20	6	6	2	19	3	0	2	.225	0	0	0	2	1

Jeremy Randolph	0.00	0-0	7	0	0	0/3	3	10.2	4	0	0	2	21	1	0	0	.118	1	0	0	1	1
Davis Vainer	0.00	1-0	5	0	0	0/1	0	9.0	2	0	0	2	14	0	0	0	.069	0	1	0	0	0
Chase Lee	0.00	1-0	6	0	0	0/0	0	7.1	3	0	0	0	10	0	0	0	.130	1	0	0	1	0
Dylan Oliver	0.00	0-0	4	0	0	0/1	0	3.1	2	0	0	0	3	1	0	0	.167	0	0	0	0	0
Brock Love	0.55	2-0	5	3	0	0/0	0	16.1	12	2	1	4	26	0	0	1	.200	0	1	0	0	2
Garret Rukes	0.82	1-0	6	1	0	0/1	0	11.0	8	2	1	4	9	2	0	0	.211	0	0	0	0	1
Dylan Smith	1.23	0-0	5	0	0	0/1	0	7.1	5	1	1	2	3	0	0	0	.185	2	0	0	0	0
Wil Freeman	1.56	2-0	6	3	0	0/1	0	17.1	13	3	3	3	12	3	0	0	.213	0	2	0	2	0
Kyle Cameron	1.69	2-0	6	0	0	0/2	0	10.2	7	2	2	1	8	2	0	0	.184	0	1	0	0	0
Deacon Medders	2.00	1-1	7	0	0	0/2	0	9.0	4	3	2	5	18	0	0	0	.125	1	0	0	0	0
Brock Guffey	2.25	0-0	3	0	0	0/2	0	4.0	4	1	1	0	6	2	0	0	.250	0	0	0	0	0
Connor Shamblin	2.53	2-0	4	3	0	0/1	0	10.2	8	5	3	6	10	2	0	0	.211	0	0	0	1	0
Casey Cobb	2.61	0-0	5	0	0	0/1	1	10.1	9	6	3	6	7	1	0	0	.220	0	0	0	0	0
Tyler Ras	3.06	1-1	6	5	0	0/2	0	17.2	20	6	6	8	17	3	2	1	.290	1	2	0	0	0
Jacob McNairy	9.95	0-0	5	0	0	0/0	1	6.1	12	7	7	3	2	4	1	0	.414	0	1	0	2	0
Totals	1.84	17-2	19	19	0	4/4	5	176.0	133	44	36	48	185	24	3	4	.209	6	8	0	9	5
Opponents	7.10	2-17	19	19	0	0/0	2	162.1	198	144	128	126	133	41	6	15	.303	26	27	7	13	5

PB - Team (3), Auerbach 2, Hawk 1, Opp (5). Pickoffs - Team (0), Opp (1). SBA/ATT - Auerbach (5-7), Hawk (1-4), Vainer (1-2), Freeman (1-2), Love (2-2), Ras (0-1), Smith (1-1), Shamblin (0-1), Rukes (1-1), Lee (0-1).

2019 CUMULATIVE NON-CONFERENCE STATS



ALABAMA BASEBALL
Overall Statistics for Alabama (as of Mar 25, 2019)
(Non-SEC games only Sorted by Fielding pct)

Player	c	po	a	e	fld%	dp	sba	csb	sba%	pb	ci
Drew Williamson	109	107	2	0	1.000	10	0	0	---	0	0
Joe Breaux	41	41	0	0	1.000	0	0	0	---	0	0
Keith Holcombe	29	29	0	0	1.000	0	0	0	---	0	0
Sam Praytor	24	24	0	0	1.000	0	0	0	---	0	0
Walker McCleney	19	19	0	0	1.000	0	0	0	---	0	0
Kobe Morris	14	8	6	0	1.000	1	0	0	---	0	0
Daniel Carinci	6	2	4	0	1.000	0	0	0	---	0	0
Isaiah Byars	5	2	3	0	1.000	0	0	0	---	0	0
Sam Finnerty	5	0	5	0	1.000	0	0	0	---	0	0
Casey Cobb	3	0	3	0	1.000	0	0	0	---	0	0
T.J. Reeves	3	3	0	0	1.000	0	0	0	---	0	0
Tyler Ras	3	2	1	0	1.000	1	0	1	.000	0	0
Brock Love	2	0	2	0	1.000	0	2	0	1.000	0	0
Jeremy Randolph	2	0	2	0	1.000	0	0	0	---	0	0
Kyle Cameron	2	1	1	0	1.000	0	0	0	---	0	0
Gene Wood	1	1	0	0	1.000	0	0	0	---	0	0
Connor Shamblin	1	0	1	0	1.000	1	0	1	.000	0	0
Garret Rukes	1	0	1	0	1.000	0	1	0	1.000	0	0
Brett Auerbach	127	101	25	1	.992	1	5	2	.714	2	0
Johnny Hawk	69	57	11	1	.986	0	1	3	.250	1	1
Kolby Robinson	58	22	35	1	.983	9	0	0	---	0	0
Tyler Gentry	38	37	0	1	.974	0	0	0	---	0	0
Morgan McCullough	65	27	36	2	.969	10	0	0	---	0	0
Justin King	24	22	1	1	.958	2	0	0	---	0	0
John Trousdale	32	23	7	2	.938	1	0	0	---	0	0
Davis Vainer	1	0	0	1	.000	0	1	1	.500	0	0
Jacob McNairy	0	0	0	0	.000	0	0	0	---	0	0
Chase Lee	0	0	0	0	.000	0	0	1	.000	0	0
Dylan Smith	0	0	0	0	.000	0	1	0	1.000	0	0
Wil Freeman	0	0	0	0	.000	0	1	1	.500	0	0
Dylan Oliver	0	0	0	0	.000	0	0	0	---	0	0
Deacon Medders	0	0	0	0	.000	0	0	0	---	0	0
Brock Guffey	0	0	0	0	.000	0	0	0	---	0	0
Totals	684	528	146	10	.985	13	6	5	.545	3	1
Opponents	662	487	157	18	.973	17	21	4	.840	5	0

Hitting minimums - 1 Games 75% of Games 5 AB 2.0 AB/Game 5 TPA 3.0 TPA/Game
 Pitching minimums - 1 Games 1% of Games 20 IP 1 BF 1 Decisions

2019 TEAM MISCELLANEOUS STATS (OVERALL)

Multiple Hit Games	2	3	4	5+	Total
Keith Holcombe	8	2	-	-	10
Kolby Robinson	4	4	-	-	8
Joe Breaux	5	3	-	-	8
Morgan McCullough	6	2	-	-	8
Tyler Gentry	3	3	1	-	7
Drew Williamson	4	1	-	-	5
Brett Auerbach	-	2	-	1	3
John Trousdale	3	-	-	-	3
Justin King	2	-	-	-	2
T.J. Reeves	2	-	-	-	2
Sam Praytor	1	-	-	-	1
Kobe Morris	1	-	-	-	1
Johnny Hawk	1	-	-	-	1
Gene Wood	1	-	-	-	1
TEAM	41	17	1	1	60

Multiple RBI Games	2	3	4	5+	Total
Tyler Gentry	5	2	-	-	7
Keith Holcombe	2	2	2	-	6
Joe Breaux	3	-	1	-	4
Morgan McCullough	4	-	-	-	4
Kolby Robinson	3	1	-	-	4
Drew Williamson	3	-	-	-	3
Johnny Hawk	2	-	-	-	2
T.J. Reeves	-	2	-	-	2
Sam Praytor	1	-	-	-	1
Gene Wood	1	-	-	-	1
Brett Auerbach	-	1	-	-	1
John Trousdale	1	-	-	-	1
Isaiah Byars	1	-	-	-	1
TEAM	26	8	3	0	37

Hitting Streaks	Longest	Current
Morgan McCullough	11	-
Brett Auerbach	7	-
Kolby Robinson	6	3
Tyler Gentry	6	4
Keith Holcombe	5	-
Joe Breaux	5	-
Justin King	4	-
Kobe Morris	4	-
John Trousdale	4	-
Drew Williamson	3	1
T.J. Reeves	3	1
Sam Praytor	2	-
Johnny Hawk	2	2
Tyler Ras	1	-
Daniel Carinci	1	-
Gene Wood	1	-
Isaiah Byars	1	1

Reached Base Streaks	Longest	Current
Morgan McCullough	24	24
Keith Holcombe	20	-
Joe Breaux	17	2
Drew Williamson	11	10
Tyler Gentry	10	4
Brett Auerbach	10	-
John Trousdale	8	3
Justin King	7	-
Kolby Robinson	6	4
T.J. Reeves	6	6
Sam Praytor	4	-
Kobe Morris	4	-
Johnny Hawk	3	2
Daniel Carinci	3	-
Isaiah Byars	2	1
Gene Wood	1	-
Tyler Ras	1	-
Walker McCleney	1	-


2019 TEAM MISCELLANEOUS STATS (NON-CON.)

Multiple Hit Games	2	3	4	5+	Total
Keith Holcombe	7	1	-	-	8
Kolby Robinson	3	3	-	-	6
Joe Breaux	3	3	-	-	6
Morgan McCullough	4	2	-	-	6
Tyler Gentry	2	3	1	-	6
Drew Williamson	3	1	-	-	4
Brett Auerbach	-	2	-	1	3
Justin King	2	-	-	-	2
John Trousdale	2	-	-	-	2
T.J. Reeves	2	-	-	-	2
Sam Praytor	1	-	-	-	1
Kobe Morris	1	-	-	-	1
Johnny Hawk	1	-	-	-	1
Gene Wood	1	-	-	-	1
TEAM	32	15	1	1	49

Multiple RBI Games	2	3	4	5+	Total
Tyler Gentry	5	2	-	-	7
Keith Holcombe	1	2	2	-	5
Morgan McCullough	4	-	-	-	4
Kolby Robinson	3	-	-	-	3
Joe Breaux	2	-	1	-	3
Johnny Hawk	2	-	-	-	2
Drew Williamson	2	-	-	-	2
T.J. Reeves	-	2	-	-	2
John Trousdale	1	-	-	-	1
Brett Auerbach	-	1	-	-	1
Isaiah Byars	1	-	-	-	1
Sam Praytor	1	-	-	-	1
Gene Wood	1	-	-	-	1
TEAM	23	7	3	0	33

Hitting Streaks	Longest	Current
Morgan McCullough	11	1
Brett Auerbach	7	2
Kolby Robinson	6	-
Tyler Gentry	6	1
Joe Breaux	5	2
Keith Holcombe	5	3
Kobe Morris	4	-
Justin King	4	-
John Trousdale	4	-
Drew Williamson	3	2
T.J. Reeves	3	1
Sam Praytor	2	-
Johnny Hawk	2	1
Gene Wood	1	-
Isaiah Byars	1	1
Tyler Ras	1	-
Daniel Carinci	1	-

Reached Base Streaks	Longest	Current
Joe Breaux	18	18
Morgan McCullough	18	18
Keith Holcombe	17	17
Drew Williamson	11	4
Brett Auerbach	11	11
Tyler Gentry	10	1
John Trousdale	7	7
Justin King	7	2
Kolby Robinson	6	1
Sam Praytor	4	-
Kobe Morris	4	-
Daniel Carinci	3	-
T.J. Reeves	3	1
Johnny Hawk	3	3
Isaiah Byars	2	1
Tyler Ras	1	-
Walker McCleney	1	-
Gene Wood	1	-



1 Daniel Carinci
FRESHMAN
 INF • 5-10 • 185 • Ajax, Ontario
 Pickering



2 John Trousdale
JUNIOR
 INF • 6-0 • 190 • Rogersville, Ala.
 Lauderdale County



4 Joe Breaux
SENIOR
 OF • 5-11 • 200 • Tomball, Texas
 McLennan C.C./Tomball



5 Tyler Ras
FRESHMAN
 RHP/OF • 6-4 • 200 • Middletown, N.J.
 Middletown North



7 Brett Auerbach
JUNIOR
 C/INF • 5-9 • 180 • Mission Viejo, Calif.
 Saddleback C.C./Tesoro



8 Morgan McCullough
JUNIOR
 INF • 5-9 • 180 • Seattle, Wash.
 Chipola C.C./Oregon/West Seattle



9 Casey Cobb
JUNIOR
 RHP • 5-10 • 190 • Hamilton, Ga.
 Chattahoochee Valley C.C./Harris County



10 Sam Finnerty
SENIOR
 RHP • 6-0 • 225 • Pelham, Ala.
 Pelham



11 Wil Freeman
JUNIOR
 RHP • 6-1 • 205 • Semmes, Ala.
 Jones County J.C./Faith Academy




12 Tyrell Shavers
SOPHOMORE
 OF • 6-6 • 216 • Lewisville, Texas
 Lewisville




13 Walker McCleney
JUNIOR
 OF • 5-8 • 175 • Morris, Ala.
 Mortimer Jordan



14 Gene Wood
R-JUNIOR
 OF • 6-0 • 190 • Flowood, Miss.
 Jackson Preparatory



16 Isaiah Byars
FRESHMAN
 INF • 6-0 • 180 • Stone Mountain, Ga.
 Parkview



18 Keith Holcombe
SENIOR
 OF • 6-4 • 235 • Tuscaloosa, Ala.
 Hillcrest



19 Sam Praytor
SOPHOMORE
 C • 5-9 • 220 • Helena, Ala.
 Helena



20 Brock Love
R-JUNIOR
 RHP • 6-1 • 210 • Gadsden, Ala.
 Southside



21 Garret Rukes
R-SOPHOMORE
 LHP • 6-4 • 205 • Coconut Creek, Fla.
 Pine Crest



22 T.J. Reeves
FRESHMAN
 OF • 5-11 • 200 • Birmingham, Ala.
 Hueytown




23 Jeremy Randolph
GRADUATE
 RHP • 5-11 • 210 • Miamisburg, Ohio
 Wright State/Miamisburg




24 Kolby Robinson
JUNIOR
 INF • 5-9 • 170 • Cullman, Ala.
 Wallace State C.C./Cullman



25 Dylan Smith
FRESHMAN
 RHP • 6-1 • 160 • Stafford, Texas
 Stafford




26 Dylan Oliver
JUNIOR
 LHP • 5-10 • 155 • Mount Olive, Ala.
 Marion Military Institute/Gardendale



27 Chase Lee
R-FRESHMAN
 RHP • 6-0 • 150 • McCalla, Ala.
 McAdory



28 Tyler Gentry
SOPHOMORE
 OF • 6-2 • 200 • Arlington, Tenn.
 Walters State C.C./Arlington




29 Connor Shamblin
FRESHMAN
 RHP • 6-1 • 195 • Lakeland, Tenn.
 Briarcrest Christian



32 Deacon Medders
JUNIOR
 RHP • 6-4 • 195 • Tuscaloosa, Ala.
 American Christian Academy




33 Kyle Cameron
R-JUNIOR
 RHP • 6-5 • 220 • Tuscaloosa, Ala.
 Hale County



34 Jacob McNairy
FRESHMAN
 RHP • 6-1 • 195 • Athens, Ala.
 Athens



36 Justin King
JUNIOR
 OF/INF • 6-1 • 200 • Okotoks, Alberta
 Indian Hills C.C./Foothills Composite




40 Brock Guffey
SOPHOMORE
 LHP • 6-1 • 190 • Hoover, Ala.
 Hoover



42 Johnny Hawk
JUNIOR
 C • 5-9 • 180 • McClelland, Iowa
 Iowa Western C.C./Creighton Prep



44 Davis Vanier
R-JUNIOR
 RHP • 6-0 • 185 • Atlanta, Ga.
 Riverwood



48 Landon Green
FRESHMAN
 RHP • 6-1 • 180 • Helena, Ala.
 Helena



50 Kobe Morris
JUNIOR
 INF • 6-4 • 200 • Victoria, B.C.
 Crowder C.C./Spectrum



55 Drew Williamson
FRESHMAN
 NF/OF • 6-5 • 210 • Brewton, Ala.
 T.R. Miller



6 Brad Bohannon
HEAD COACH
 Second Season
 Berry College, 1998




15 Jason Jackson
ASST. COACH
 Second Season
 Florida State, 2000



3 Jerry Zulli
ASST. COACH
 Second Season
 New Orleans, 2002



41 Matt Reida
VOL. COACH
 First Season
 Kentucky, 2014



Jack Hoehl
DIR. OF OPS.
 Second Season
 Auburn, 2012