

# Ole Miss

## BASEBALL

## 2018 BASEBALL GAME NOTES

**Ole Miss Athletics Communications** | 908 All-American Dr. | University, MS 38677 | 662-915-7031

**BSB Contacts:** Alex Sims | asims2@go.olemiss.edu | 515-720-2260 | Brad Sheffield | brads@olemiss.edu | 662-816-9931

**Web:** OleMissSports.com, OleMissBSB.com | **Twitter:** @OleMissSports, @OleMissBSB, @CoachMikeBianco

**Facebook:** Facebook.com/OleMissSports, Facebook.com/OleMissBSB | **Instagram:** @OleMissBSB

### 2018 SCHEDULE

DAY	DATE	OPPONENT	RESULT/TIME
Fri.	Feb. 16	WINTHROP	W, 7-3
Sat.	Feb. 17	WINTHROP	W, 8-1
Sun.	Feb. 18	WINTHROP	W, 3-1
Tues.	Feb. 20	MEMPHIS	W, 8-6
Fri.	Feb. 23	TULANE	W, 5-4
Sat.	Feb. 24	TULANE	W, 9-1
Sun.	Feb. 25	TULANE	W, 6-3
Tues.	Feb. 27	MURRAY STATE	W, 7-6
Sat.	March 2	at Long Beach State	L, 4-3
Sat.	March 3	at Long Beach State	W, 4-3
Sun.	March 4	at Long Beach State	W, 12-1
Tues.	March 6	AUSTIN PEAY	W, 11-4
Wed.	March 7	LITTLE ROCK	W, 10-2
Fri.	March 9	EASTERN ILLINOIS	W, 7-2
Fri.	March 9	EASTERN ILLINOIS	W, 4-0
Sun.	March 11	EASTERN ILLINOIS	W, 7-3
Tues.	March 13	at RV Georgia State	W, 5-3
Wed.	March 14	at RV Georgia State	W, 16-2
Fri.	March 16	TENNESSEE*	L, 8-6
Sat.	March 17	TENNESSEE*	W, 7-1
Sun.	March 18	TENNESSEE*	W, 5-0
Tues.	March 20	NEW ORLEANS	W, 9-4
Thurs.	March 22	at #11 Texas A&M* (SEC Network)	W, 5-4
Fri.	March 23	at #11 Texas A&M* (SEC Network)	L, 7-6
Sat.	March 24	at #11 Texas A&M*	W, 7-6
Tues.	March 27	#14 SOUTHERN MISS	W, 7-6
Thurs.	March 29	#5 ARKANSAS*	L, 6-4
Fri.	March 30	#5 ARKANSAS*	W, 5-4
Sat.	March 31	#5 ARKANSAS*	W, 11-10
Tues.	April 4	at Memphis	W, 12-0
Fri.	April 6	at Mississippi State*	L, 13-3
Sat.	April 7	at Mississippi State*	W, 6-1
Sun.	April 8	at Mississippi State*	L, 7-5 (11)
Tues.	April 10	vs. #12 Southern Miss*	W, 11-3
Fri.	April 13	at #14 Vanderbilt*	W, 11-3
Sun.	April 15	at #14 Vanderbilt*	L, 8-7 (8)
Sun.	April 15	at #14 Vanderbilt* (ESPNU)	L, 8-7 (7)
Wed.	April 18	ARKANSAS STATE	W, 10-3
Fri.	April 20	#12 GEORGIA*	L, 3-2
Sat.	April 21	#12 GEORGIA*	W, 8-4
Sun.	April 22	#12 GEORGIA*	W, 5-2
Tues.	April 24	vs. RV Mississippi State% (SEC Network)	L, 7-6
Thurs.	April 26	RV LSU* (SEC Network)	W, 14-3
Fri.	April 27	RV LSU*	L, 5-2
Sat.	April 28	RV LSU* (ESPNU)	W, 9-8
Wed.	May 2	UAPB	W, 10-3
Fri.	May 4	at #14 South Carolina*	L, 13-5
Sat.	May 5	at #14 South Carolina*	L, 11-6
Sun.	May 6	at #14 South Carolina* (SEC Network)	W, 6-5 (10)
Thurs.	May 10	AUBURN* (ESPNU)	6 p.m.
Fri.	May 11	AUBURN*	6:30 p.m.
Sat.	May 12	AUBURN*	4 p.m.
Tues.	May 15	at Arkansas State	6:30 p.m.
Thurs.	May 17	at Alabama*	6 p.m.
Fri.	May 18	at Alabama*	6 p.m.
Sat.	May 19	at Alabama*	1 p.m.
	May 22-27	SEC Tournament	TBD
	June 1-3	NCAA Regionals	TBD
	June 8-10	NCAA Super Regionals	TBD
	June 16-27	NCAA College World Series	TBD

^ - Trustmark Park (Pearl, Miss.)

% - Governor's Cup at Trustmark Park (Pearl, Miss.)

\* - Southeastern Conference game

HOME GAMES INDICATED IN BOLD AND CAPS

All times Central and subject to change



### No. 5 Ole Miss REBELS

(36-13, 13-11 SEC)

Head Coach: Mike Bianco

At Ole Miss: 698-408-1 (18th)

Career: 798-479-1 (21st)

### GAMES 50-52

Date: May 10-12

First Pitch: Thu: 6 p.m. | Fri: 6:30 p.m. | Sat: 4 p.m.

Location: Oxford, Mississippi

Venue: Swayze Field (10,715)

Dimensions: LF-330, CF-390, RF-330

TV: Thu: ESPNU | Fri/Sat: SEC Network+

Thu: Clay Matvick (PxP), Ben McDonald (Analyst)

Fri/Sat: Richard Cross (PxP), Matt Mossberg (Analyst)

Radio: Ole Miss Radio Network

David Kellum (PxP), Keith Kessinger (Analyst)

Live Audio: OleMissSports.com

Live Stats: OleMissSports.com

Twitter Updates: @OleMissBSB

Series History: Tied 85-85-1

Last Series: May 19-21, 2017

No. 23 Auburn won 2-of-3 in Auburn



### No. 16 Auburn TIGERS

(35-14, 13-11 SEC)

Head Coach: Butch Thompson

At Auburn: 95-73 (3rd)

Career: 134-85 (4th)

### LEADING OFF

- No. 5 Ole Miss hosts No. 16 Auburn this weekend looking for its 11th straight series win at home. The Rebels have won their last nine series against ranked teams at Swayze Field.
- The Rebels are second in the nation in both average (8,772) and total (254,391) attendance this season. The last time SEC baseball was at Swayze, a new single-game attendance record was set at 12,152.
- Ole Miss is No. 5 in the nation according to Baseball America and is a consensus top-10 team. The Tigers topped out at No. 16 in this week's Perfect Game rankings.
- The Rebels are one of three teams in college baseball to rank in the top 20 nationally in batting average and fielding percentage.
- The Ole Miss offense ranks 10th nationally in slugging percentage, 12th in home runs, 13th in runs scored and 15th in batting average.
- Ole Miss has scored 108 more runs on 86 more hits than this point last year. The Rebel offense has added 22 more doubles, 15 more home runs and 104 more RBI. Ole Miss has also struck out 57 fewer times than it did through 49 games last season.
- Every Rebel batter who has started a game has hit a home run this season. In total 14 different Rebs have gone yard this year.
- Of the Rebels' 13 defeats this season, nine have come by two runs or fewer and 10 have come by a three-run margin or less.
- Of the Rebels' 36 wins this season, 16 have been come-from-behind victories.
- The Rebel pitching staff is No. 1 in the SEC in strikeout-to-walk ratio at 2.88. Ole Miss is second in the league with 435 strikeouts and third with 148 walks issued.
- **Ryan Olenek** is on a 23-game hitting streak, the longest active streak in the SEC. He's hitting .414 on the season, good for No. 7 in the nation and No. 2 among players from power five conferences. He's hitting .494 in league play, the conference's best mark. He is statistically the toughest player to strike out in the league with just 12 K on the season.
- **Thomas Dillard** is one of just two players in the SEC with 48 or more RBI and runs scored with 48 apiece.

### PROJECTED STARTING LINEUP

#### POSITION PLAYERS

Pos.	No.	Name	Yr.	B/T	GP-GS	Avg.	R	H	2B	3B	HR	RBI	Of Note:
C	7	Nick Fortes	Jr.	R/R	49-49	.295	43	52	9	1	10	43	Leads team with 5 HR in SEC play
1B	14	Cole Zabowski	So.	L/L	42-39	.303	24	44	5	0	7	28	Slugging .506 with 4 HR in SEC play
2B	1	Jacob Adams	Jr.	L/R	42-35	.254	26	29	5	0	2	16	Has made just two errors all season
3B	10	Tyler Keenan	Fr.	L/R	42-38	.300	26	39	9	0	5	25	Two-time SEC Freshman of the Week
SS	15	Grae Kessinger	So.	R/R	46-46	.304	44	55	12	0	5	29	Last 7 gms: 11-for-29 (.379), 9 R, 6 RBI
LF	6	Thomas Dillard	So.	S/R	49-49	.299	48	52	10	2	11	48	One of two in SEC w/ 48+ RBI and R
CF	8	Will Golsan	Sr.	R/R	49-49	.285	30	53	10	2	3	38	Leads Ole Miss with 20 two-out RBI
RF	2	Ryan Olenek	Jr.	R/R	45-45	.414	30	72	17	0	3	25	No. 7 in NCAA in BA at .414
DH	11	Chase Cockrell	Jr.	R/R	39-37	.352	32	44	10	0	7	29	Two multi-home-run games this year

#### ROTATION

Pos.	No.	Name	Yr.	App-GS	W-L	ERA	IP	H	ER	BB	SO	Avg.	Of Note:
LHP	22	Ryan Rolison	So.	12-12	6-4	4.13	69.2	74	32	29	85	.266	Sixth in SEC with 86 strikeouts
RHP	39	Brady Feigl	R-Jr.	12-12	7-4	4.14	67.1	65	31	22	64	.256	At home: 6-1, 1.48 ERA
RHP	26	James McArthur	Jr.	12-12	5-0	4.09	55.0	44	25	29	47	.222	Allowed just 13 H (.155) with ROB

#### OUT OF THE BULLPEN

Pos.	No.	Name	Yr.	App-GS	W-L	ERA	IP	H	ER	BB	SO	Avg.	Of Note:
RHP	65	Parker Caracci	R-So.	20-0	3-2	2.14	33.2	31	8	9	52	.250	Week 7 SEC Pitcher of the Week
RHP	29	Max Cioffi	Fr.	11-0	0-0	2.65	17.0	14	5	6	11	.226	Went 12.1 IP before 1st R allowed as Rebel
RHP	20	Will Ethridge	So.	20-0	2-1	3.93	34.1	33	15	8	34	.250	Went 5.2 IP, 1 R allowed in G3 vs. LSU
RHP	12	Greer Holston	So.	18-0	1-0	3.95	27.1	31	12	6	28	.277	Last 3 at home: 4.0 IP, 3 H, 1 BB, 7 K
RHP	40	Houston Roth	So.	10-7	5-0	3.98	43.0	45	19	20	56	.273	Last outing: 2.0 IP, 1 H, 1 BB, 0 R, 1 K



**QUICK FACTS**

**UNIVERSITY**  
 Name ..... University of Mississippi (Ole Miss)  
 Location ..... Oxford, Miss.  
 Founded ..... Nov. 6, 1848  
 Enrollment ..... 23,780  
 Nickname ..... Rebels  
 Colors ..... Cardinal Red & Navy Blue  
 Conference ..... Southeastern (West)  
 Chancellor ..... Dr. Jeffrey S. Vitter  
 Vice Chancellor for Intercollegiate Athletics ..... Ross Bjork  
 Exec. Associate AD/SWA ..... Lynnette Johnson  
 Faculty Athletics Representative ..... Ron Rychlak

**STADIUM INFO**

Home Stadium ..... O-U Stadium/Swayze Field  
 Capacity ..... 10,715  
 Dimensions ..... LF-330, CF-390, RF-330

**COACHING/SUPPORT STAFF**

**Head Coach** ..... Mike Bianco  
 Alma Mater ..... LSU, 1989  
 Record at Ole Miss ..... 698-408-1  
 Year at Ole Miss ..... 18th  
 Overall Record (21 Years) ..... 798-479-1  
**Assistant Coach** ..... Carl Lafferty  
 Alma Mater ..... Ole Miss, 2004  
 Year at Ole Miss ..... 12th  
**Assistant Coach** ..... Mike Clement  
 Alma Mater ..... Morningside College, 2002  
 Year at Ole Miss ..... 4th  
**Volunteer Assistant Coach** ..... Marc MacMillan  
 Alma Mater ..... Ole Miss, 1996  
 Year at Ole Miss ..... 3rd

**PROGRAM HISTORY**

First Year of Baseball ..... 1893  
 All-Time Record (118 Seasons) 2169-1578-20 (.577)  
 All-Time SEC Record ..... 826-943-2 (.466)  
 SEC Championships ..... 7  
 NCAA Tournament Appearances ..... 21  
 NCAA Tournament Record ..... 52-46 (.531)  
 NCAA Regional Championships ..... 9  
 NCAA Super Regional Appearances ..... 5  
 College World Series Appearance ..... 5

**TEAM INFORMATION**

2017 Overall Record ..... 32-25 (.561)  
 2017 SEC Record (Finish) 14-16 (.467 - 6th West)  
 2017 NCAA Postseason ..... None  
 Letterwinners Returning/Lost ..... 20/8  
 Position Starters Returning/Lost ..... 11/5  
 Pitchers Returning/Lost ..... 9/4  
 Newcomers ..... 14

**COMMUNICATIONS**

**Baseball Communications Contact** ..... Alex Sims  
 Email ..... asims2@go.olemiss.edu  
 Phone ..... (C): 515-720-2260  
**Baseball Communications Contact** ..... Brad Sheffield  
 Email ..... brads@olemiss.edu  
 Phone ..... (C): 662-816-9931

**SOCIAL MEDIA**

Baseball Twitter ..... @OleMissBSB  
 Baseball Instagram ..... @OleMissBSB  
 Baseball Facebook.. Facebook.com/OleMissBaseball  
 Baseball Snapchat ..... olemissbsb

**DAILY SCHEDULE - WEEK 13**

TUESDAY	WEDNESDAY	THURSDAY	FRIDAY	SATURDAY	SUNDAY
• Practice Media Availability 2:40 p.m. CT	• Practice	• vs. Auburn 6 p.m. CT ESPNU	• vs. Auburn 6:30 p.m. CT SECN+	• vs. Auburn 4 p.m. CT SECN+	• Off day

**ATHLETICS COMMUNICATIONS:** Ole Miss Communications Assistant Alex Sims and Communications Specialist Brad Sheffield handle all communications duties for the Ole Miss baseball program. For any questions or special requests, contact Alex at (515) 720-2260 or Brad at 662-816-9931. They are also available via email: asims2@go.olemiss.edu and brads@olemiss.edu.

**PRACTICES/INTERVIEWS:** The Rebels practice throughout the week and media availability will typically take place on Monday or Tuesday, depending on the week's schedule. The media op will generally range in the 1-2 p.m. time frame, but notification will be sent out in advance of specific details. Practices are generally open for those wishing to watch, but give a heads up. Office and phone interviews may also be arranged throughout the week, depending on the schedule and student-athletes' media block. Please notify the communications staff of any special requests or any questions relating to media ops.

**WWW.OLEMISSSPORTS.COM:** All information regarding the Rebels, including player/coach bios, game recaps, notes, stats, and more, can be found online at the Official Website of Ole Miss Athletics, OleMissSports.com.

**LIVE STATS:** Live stats are available for each Ole Miss baseball game. Links to follow will be made available online at OleMissSports.com, and can generally be found specifically in the game previews or in the game notes. For all Rebel home games, live stats are available on the schedule page via Gametracker, or on StatBroadcast by visiting olemiss.statbroadcast.com.

**WORKING CREDENTIALS:** For any special credential requests, please email Alex Sims or Brad Sheffield at least 24 hours in advance of the game to request credentials. Any last minute credential requests will be left at the Ole Miss Athletics Ticket Office will call location, located at the entrance of O-U Stadium/Swayze Field. For any other questions relating to credentials please contact the communications staff.

**TELEVISION INFORMATION:** All Ole Miss home games not already scheduled for national television are broadcast live on SEC Network+, via WatchESPN.com and the ESPN app. Links for these broadcasts are made available on the schedule page at OleMissSports.com, as well as in each week's copy of the game notes. All other games scheduled on the ESPN family of networks can be found on the schedule page online, as well as the notes.

**VISITING RADIO:** All visiting teams traveling to O-U Stadium/Swayze Field will have full access to the venue's visiting radio booth, which is plenty spacious enough for a full crew plus any other traveling staff. For any special accommodations relating to radio please inform the communications staff prior to the game so arrangements can be made.

**FOLLOW THE REBELS:** Fans and media alike can get an exclusive, behind-the-scenes look at the Rebels on their official social media accounts, listed below and to the left. All four platforms will provide exclusive content throughout the season. Fans and media can also follow the Official Social Media Accounts of Ole Miss Athletics on Twitter (@OleMissSports), on Facebook (Facebook.com/OleMissSports), on Instagram (olemissathletics), and on Snapchat (weareolemiss).

**OLE MISS REBELS STYLE GUIDE**

<p><b>NAME</b>                  Ole Miss (preferred)                  University of Mississippi  <del>Mississippi</del></p>	<p><b>LOGO</b></p>	<p><b>COLORS</b>                  Cardinal Red (PMS 186)                  Navy Blue (PMS 2767)</p>
<p><b>NICKNAME</b>                  Rebels</p>		

## 2018 ROSTER

## NUMERICAL

NO.	NAME	POS.	B/T	HT./WT.	YR.-EXP.	HOMETOWN (PREVIOUS SCHOOL)
1	Jacob Adams	INF	L/R	5-10/165	Jr.-JC	Conway, Ark. (Crowder College)
2	Ryan Olenek	INF/OF	R/R	6-5/180	Jr.-2L	Winter Park, Fla. (Trinity Prep)
3	Anthony Servideo	INF	L/R	5-10/165	Fr.-HS	Jupiter, Fla. (Jupiter HS)
4	Emanuel Fernandez	LHP	L/L	6-3/220	Fr.-HS	Lake Worth, Fla. (Park Vista)
6	Thomas Dillard	C/OF	S/R	6-0/235	So.-1L	Oxford, Miss. (Oxford HS)
7	Nick Fortes	C	R/R	6-0/210	Jr.-2L	DeLand, Fla. (DeLand HS)
8	Will Golsan	INF/OF	R/R	6-0/190	Sr.-3L	Columbus, Miss. (New Hope HS)
9	Michael Spears	OF	R/R	5-11/185	Fr.-HS	Winter Park, Fla. (Orangewood Christian)
10	Tyler Keenan	INF	L/R	6-3/235	Fr.-HS	Clayton, N.C. (Cleveland HS)
11	Chase Cockrell	INF	R/R	6-3/225	Jr.-2L	Bastrop, La. (Hinds CC)
12	Greer Holston	RHP	R/R	6-4/230	So.-1L	Long Beach, Miss. (St. Stanislaus HS)
13	Cooper Johnson	C	R/R	6-0/205	So.-1L	Mundelein, Ill. (Carmel Catholic HS)
14	Cole Zabowski	INF	L/L	6-5/225	So.-1L	Lawrenceville, Ga. (Collins Hill HS)
15	Grae Kessinger	INF	R/R	6-2/200	So.-1L	Oxford, Miss. (Oxford HS)
17	Will Stokes	RHP	R/R	6-0/205	Sr.-3L	Meridian, Miss. (West Lauderdale HS)
18	Connor Green	RHP	R/R	6-5/230	Jr.-2L	Collierville, Tenn. (St. Georges HS)
20	Will Ethridge	RHP	R/R	6-5/220	So.-1L	Lilburn, Ga. (Parkview HS)
21	Jordan Fowler	LHP	L/L	6-3/170	Fr.-HS	Union City, Tenn. (Dyer County HS)
22	Ryan Rolison	LHP	L/L	6-3/205	So.-1L	Jackson, Tenn. (University of Jackson)
25	Tim Elko	INF	R/R	6-4/225	Fr.-HS	Lutz, Fla. (Hillborough HS)
26	James McArthur	RHP	R/R	6-7/235	Jr.-2L	New Braunfels, Texas (New Braunfels HS)
27	Bryan Seamster	OF	L/L	5-11/190	So.-1L	Roanoke, Texas (Byron Nelson HS)
28	Austin Miller	RHP	R/R	6-7/210	So.-JC	North Liberty, Iowa (Kirkwood CC)
29	Maxwell Cioffi	RHP	R/R	6-4/210	Fr.-HS	Chicago, Ill. (Saint Patrick HS)
31	Colin Coates	RHP	R/R	6-0/205	Jr.-JC	Southaven, Miss. (Hinds CC)
32	Michael Fitzsimmons	INF	R/R	6-1/210	R-Jr.-2L	Eads, Tenn. (Memphis University School)
33	Golston Gillespie	UT	S/R	6-3/235	Fr.-HS	Ila, Ga. (Madison County HS)
39	Brady Feigl	RHP	R/R	6-4/230	R-Jr.-2L	Chesterfield, Mo. (Central HS)
40	Houston Roth	RHP	R/R	6-3/220	So.-1L	Oxford, Miss. (Oxford HS)
41	Pierce Smith	LHP	L/L	6-6/205	Jr.-JC	Marietta, Ga. (Chattahoochee Valley CC)
42	Tim Rowe	OF	L/L	6-0/220	Sr.-1L	Hernando, Miss. (Itawamba CC)
44	Carl Gindl	OF	L/R	5-10/180	Fr.-HS	Cantonment, Fla. (Pensacola Catholic HS)
56	Matt Myers	RHP	R/R	6-2/230	Fr.-HS	Jackson, Miss. (Jackson Prep)
65	Parker Caracci	RHP	R/R	6-0/200	R-So.-1L	Jackson, Miss. (Jackson Prep)

## ALPHABETICAL

NO.	NAME
1	Jacob Adams
65	Parker Caracci
29	Maxwell Cioffi
31	Colin Coates
11	Chase Cockrell
6	Thomas Dillard
25	Tim Elko
20	Will Ethridge
39	Brady Feigl
4	Emanuel Fernandez
32	Michael Fitzsimmons
7	Nick Fortes
21	Jordan Fowler
33	Golston Gillespie
44	Carl Gindl
8	Will Golsan
18	Connor Green
12	Greer Holston
13	Cooper Johnson
10	Tyler Keenan
15	Grae Kessinger
26	James McArthur
28	Austin Miller
56	Matt Myers
2	Ryan Olenek
22	Ryan Rolison
40	Houston Roth
42	Tim Rowe
27	Bryan Seamster
3	Anthony Servideo
41	Pierce Smith
9	Michael Spears
17	Will Stokes
14	Cole Zabowski

## COACHING STAFF

**Head Coach:** #5 Mike Bianco, 18th Season (LSU, 1989)

**Assistant Coach:** #16 Carl Lafferty, 12th Season (Ole Miss, 2004)

**Assistant Coach:** #30 Mike Clement, 4th Season (Morningside, 2002)

**Volunteer Assistant Coach:** #23 Marc MacMillan, 3rd Season (Ole Miss, 1996)

## SUPPORT STAFF

**Director of Operations (Exernal Affairs):** Alex Swenson, 1st Season (Jacksonville, 2011)

**Director of Operations (Internal Affairs):** Chris Goudoras, 1st Season (Bentley, 2015)

**Athletic Trainer:** Josh Porter, 6th Season (UNCG, 2007)

**Strength and Conditioning:** Zach Boone, 1st Season (West Virginia, 2011)

## ROSTER BREAKDOWN

## BY CLASS

## Seniors | 3

Will Golsan, Tim Rowe, Will Stokes

## Juniors | 11

Jacob Adams, Colin Coates, Chase Cockrell  
Brady Feigl, Michael Fitzsimmons,  
Nick Fortes, Connor Green,  
James McArthur, Ryan Olenek,  
Pierce Smith

## Sophomores | 11

Parker Caracci, Thomas Dillard  
Will Ethridge, Greer Holston,  
Cooper Johnson, Grae Kessinger,  
Austin Miller, Ryan Rolison,  
Houston Roth, Bryan Seamster,  
Cole Zabowski

## Freshmen | 10

Maxwell Cioffi, Tim Elko,  
Emanuel Fernandez, Jordan Fowler,  
Golston Gillespie, Carl Gindl,  
Tyler Keenan, Matt Myers,  
Anthony Servideo, Michael Spears

## PRONUNCIATION GUIDE

Parker Caracci	Cuh-ray-SEE
Brady Feigl	Fy-GUL
Nick Fortes	Four-TEZ
Grae Kessinger	Gray KES-sing-jer
Ryan Olenek	Oh-LIN-nick
Ryan Rolison	RAH-leh-son
Cole Zabowski	Zuh-BOW-ski
----	
Mike Bianco	BEE-ain-co
Mike Clement	Cleh-ment

**PROBABLE PITCHING MATCHUPS**

Thursday • 6 p.m.

LHP Ryan Rolison (Ole Miss) | 6-4, 4.13 ERA, 69.2 IP

RHP Davis Daniel (Auburn) | 3-3, 5.28 ERA, 44.1 IP

**ROLISON NOTES**

- Eight starts with six or more strikeouts this season; seven with eight-plus strikeouts
- Sixth-most strikeouts in the SEC (82), 50th in the country
- Averaging 10.98 strikeouts per nine innings, 61st in the nation, fifth in SEC
- SEC Pitcher of the Week (Feb. 19)
- Struck out a career-high 12 in the season opener vs. Winthrop
- 12 K were the most in an opener since Lance Lynn had 12 back in 2008
- Named Preseason All-American by four different outlets | Golden Spikes Award Watch List
- No. 2 2018 MLB Draft prospect according to D1 Baseball
- 2017 Freshman All-American (Collegiate Baseball)
- Four different outlets have him No. 12 or higher in 2018 MLB Draft projections

Friday • 6:30 p.m.

RHP Brady Feigl (Ole Miss) | 7-4, 4.14 ERA, 67.1 IP

RHP Casey Mize (Auburn) | 9-2, 2.25 ERA, 84.0 IP

**FEIGL NOTES**

- At home this season: 6-1, 1.48 ERA, 42.2 IP, 42 K, 10 BB
- Tied for 39th in the NCAA and sixth in the SEC with seven wins on the season.
- Hitters are just .238 against him with two outs.
- Has induced more groundouts (88) than any Rebel pitcher this season, including 5 GDPs.
- Tied season-high with nine strikeouts a week ago against an LSU team that entered the weekend with the fewest strikeouts in the SEC.
- Allowed just two hits in 5.1 IP at Vanderbilt
- Named National Pitcher of the Month for February by NCBWA
- Registered five three-up, three-down innings in Game 2 win at Long Beach State
- Selected in 35th round of 2017 MLB Draft by L.A. Angels
- Freshman All-American (Louisville Slugger) in 2016

Saturday • 4 p.m.

RHP James McArthur (Ole Miss) | 5-0, 4.09 ERA, 55.0 IP

RHP Tanner Burns (Auburn) | 4-4, 3.00 ERA, 60.0 IP

**McARTHUR NOTES**

- Fewest hits allowed per nine innings among Rebel starters at 7.20.
- Has allowed just 13 hits (.155) with runners on base.
- Has allowed only 11 hits (.186) with two outs.
- Has pitched into more flyouts (77) than any other pitcher on staff.
- Returns as the pitcher with the most starts from 2017 (12).
- Ranked ninth in the SEC in opponent average (.209) a year ago.
- Freshman All-American (Louisville Slugger) in 2016

**SIDE-BY-SIDE COMPARISON**

OLE MISS	CATEGORY	AUBURN
36-13	Record	35-14
13-11	Conference Record	13-11
.302	Batting Average	.286
1646	At Bats	1632
349	Runs	363
497	Hits	466
103	Doubles	89
5	Triples	3
59	Home Runs	55
318	Runs Batted In	332
.478	Slugging Percentage	.445
49-72	Stolen Bases-Attempts	37-55
214	Walks	245
304	Strikeouts	331
.392	On-Base Percentage	.395
3.86	Team ERA	3.88
6.68	Opponent ERA	6.77
17	Saves	14
160	Walks	172
461	Strikeouts	451
.255	Batting Average Against	.239
37	Errors	46

**HEAD COACH MIKE BIANCO**



**798-479-1 (.626) OVERALL**  
21ST SEASON

**698-408-1 (.632) AT OLE MISS**  
18TH SEASON

**RECORD BREAKDOWN**

Category	Record (Pct)
Home	.452-163-1 (.734)
Road	188-182 (.510)
Neutral	58-61 (.492)
vs. SEC Teams	322-276 (.540)
vs. SEC West	169-157 (.520)
vs. SEC East	155-121 (.566)
In SEC Games	289-244 (.544)
SEC Tournament	24-25 (.590)
NCAA Regionals	23-19 (.548)
NCAA Super Regionals	5-9 (.357)
NCAA College World Series	2-2 (.500)
Non-Conference Foes	374-130-1 (.735)
In February	115-28 (.803)
In March	234-112-1 (.676)
In April	198-127 (.612)
In May	125-114 (.523)
In June	24-22 (.522)
One Run Games	146-119 (.556)
Two Run Games	95-62 (.609)
Extra-Inning Games	40-29 (.591)

**BIANCO VS. 2018 OPPONENTS**

Alabama	31-27
Arkansas	34-27
Arkansas-Pine Bluff	8-0
Arkansas State	26-10
Austin Peay	11-0
Auburn	29-24
Eastern Illinois	9-0
Georgia	23-18
Georgia State	5-2
Kentucky	28-16
Little Rock	12-2
Long Beach State	2-1
LSU	29-36
Memphis	25-11
Mississippi State	37-39
Murray State	13-1-1
New Orleans	5-0
South Carolina	18-24
Southern Miss	18-20
Tennessee	28-17
Texas A&M	10-9
Tulane	7-6
Vanderbilt	27-21
Winthrop	3-0

**YEAR-BY-YEAR RECORDS**

Year	School	W-L	Conf.	NCAA
1998	McNeese State	30-26		--
1999	McNeese State	31-25		--
2000	McNeese State	39-20		Regional
2001	Ole Miss	39-23-1	17-13	Regional
2002	Ole Miss	37-19	14-16	--
2003	Ole Miss	35-27	17-13	Regional
2004	Ole Miss	39-21	18-12	Regional
2005	Ole Miss	48-20	18-12	Super Regional
2006	Ole Miss	44-22	17-13	Super Regional
2007	Ole Miss	40-25	16-14	Super Regional
2008	Ole Miss	39-26	15-15	Regional
2009	Ole Miss	44-20	20-10	Super Regional
2010	Ole Miss	39-24	16-14	Regional
2011	Ole Miss	30-25	13-17	--
2012	Ole Miss	37-26	14-16	Regional
2013	Ole Miss	38-24	15-15	Regional
2014	Ole Miss	48-21	19-11	CWS
2015	Ole Miss	30-28	15-14	Regional
2016	Ole Miss	43-19	18-12	Regional
2017	Ole Miss	32-25	14-16	
2018	Ole Miss	36-13	13-11	
<b>Total</b>	<b>21 Seasons</b>	<b>798-479-1</b>	<b>289-244</b>	

**SCOUTING AUBURN**

- Auburn is a balanced squad with firepower offensively and on its pitching staff.
- The Tigers are second in the SEC and 12th in the nation in runs scored (353). They lead the SEC in per-game scoring at 7.4 runs per contest.
- Brendan Venter leads the Tigers in batting average (.317) and slugging percentage (.543) with nine doubles and 11 home runs on the year.
- Jay Estes is just behind with a .310 average and a team-high 14 doubles.
- Freshman Edouard Julian has provided some outstanding power for the Tigers this season with 13 home runs and 52 RBI, both team-highs.
- The Tiger pitching staff is led by one of the best pitchers in college baseball, Casey Mize. Mize is 9-2 with a 2.25 ERA and 119 strikeouts in 84.0 innings pitched this season. He is in the top five in the nation in five major pitching categories, including second nationally in strikeout-to-walk ratio and WHIP. Mize is scheduled to throw Friday night against the Rebels.

**SERIES HISTORY**

Ole Miss and Auburn are tied in their all-time series with 85 wins apiece and one tie. Head coach Mike Bianco enters the weekend 29-24 against the Tigers in his career, with Auburn holding the advantage in the most recent matchups, an SEC Tournament win over the Rebels in 2017 as well as a series victory earlier in the year. The Rebels have won the last six meetings in Oxford, sweeping the Tigers in 2014 and 2016.

**ON THE RECORD**

Ole Miss is tied for the fifth-most wins in college baseball, behind Tennessee Tech (41) and Florida (39), Stanford (38) and Stetson (37). The Rebels are tied for 13th in the nation in win percentage at .735. Ole Miss trails just Florida (39-11) in the SEC for the most wins, fewest losses and best win percentage.

**SWAYZE CRAZY**

Ole Miss is No. 2 in the nation in both total and average attendance. Rebel Nation is filling Swayze at an average of 8,772 per game for a total of 254,391 fans so far this season, trailing just LSU nationally.

Ole Miss has won its last 10 series at Swayze Field. The Rebels have also won their last eight series against ranked teams in front of the Swayze Crazies. The Rebels are 25-4 at home this season, including a perfect 8-0 in midweek games.

The last time SEC baseball was at Swayze, Rebel Nation broke the program's single-game attendance record as 12,152 were on hand to see Ole Miss defeat LSU 9-8 in a Saturday Game 3 to win the series.

**PLAYMAKERS**

Ole Miss, joined by UNCG and St. John's, is one of three teams in the nation to rank in the top 20 nationally in batting average and fielding percentage. The Rebels are 15th in batting and 16th in fielding. On the defensive side, they're fielding at a .979 clip, on pace to break the school record of .976 set in 2012.

**REBS RECOGNIZED**

Ole Miss added its fourth SEC Weekly Honor of year last week as Tyler Keenan was named SEC Freshman of the Week for the second straight week. He's the first Rebel ever to earn FOTW honors in back-to-back weeks, and he joins Alex Yarbrough as the only two Rebels to win the award twice.

The week prior, closer Parker Caracci was named SEC Pitcher of the Week after earning the save in all three of the Rebels' wins. Keenan was named SEC co-Freshman of the Week after hitting the game-deciding home run in Game 3 against Arkansas. Last, Caracci also earned Midseason All-American honors from Perfect Game/Rawlings and D1Baseball.

Brady Feigl was named NCBWA's Pitcher of the Month for February after his torrid start to the season. Ryan Rolison earned the first Pitcher of the Week award of the season in the SEC after mowing down Winthrop in the Rebels' season opener.

**ALL STRIKES, NO WALKS**

Ole Miss remains No. 1 in the SEC in strikeout-to-walk ratio at 2.88, good for 12th in the nation. With 461 strikeouts, the Rebels are second SEC just behind Missouri (466). The Rebels have issued just 160 walks, the third-best figure in the league behind Florida and Texas A&M.

THE REBELS' RECORD WHEN...		
Category	Overall	SEC
Overall	36-13	13-11
Home	25-4	8-4
Away	10-8	5-7
Neutral	1-1	0-0
Day games	19-6	8-5
Night (5 p.m. or later) games	15-7	5-6
In February	8-0	0-0
In March	17-4	6-3
In April	9-7	6-6
In May	2-2	1-2
Monday	0-0	0-0
Tuesday	7-1	0-0
Wednesday	5-0	0-0
Thursday	2-1	2-1
Friday	6-5	2-5
Saturday	10-3	7-2
Sunday	6-3	2-3
vs. Left-handed starters	11-4	4-3
vs. Right-handed starters	25-9	9-8
vs. Ranked teams	10-7	8-7
One-run games	10-6	6-4
Two-run games	3-3	0-3
5+ run games	16-3	4-2
In extra innings	1-2	1-2
Shutouts	3-0	1-0
Scoring first	23-6	8-5
Scoring in 1st inning	11-5	4-5
Scoring 0-2 runs	0-2	0-2
Scoring 3-5 runs	9-5	4-4
Scoring 6-9 runs	16-7	6-5
Scoring 10 or more runs	11-0	3-0
Leading after six innings	29-2	10-1
Leading after seven innings	33-0	10-0
Leading after eight innings	34-0	11-0
Tied after six innings	3-2	0-2
Tied after seven innings	1-3	0-2
Tied after eight innings	2-1	1-1
Trailing after six innings	4-9	3-8
Trailing after seven innings	2-10	2-9
Trailing after eight innings	0-11	0-9
Outhitting the opponent	21-5	5-4
Outhit by the opponent	12-8	4-7
Same number of hits as opponent	3-0	3-0
Hitting a home run(s)	27-12	8-11
Not hitting a home run	9-1	4-0
Allowing a home run	13-8	4-7
Not allowing a home run	23-5	8-4
Making no errors	21-3	8-3
Making one error	11-6	2-5
Making two or more errors	4-4	2-3
Opponent makes no errors	11-4	3-4
Opponent makes one error	11-8	5-7
Opponent makes two or more errors	14-1	4-0
In red jerseys	6-2	0-1
In white jerseys	4-1	2-1
In navy jerseys	7-4	3-4
In powder blue jerseys	10-1	6-1
In grey jerseys	2-5	1-4
In pinstripe jerseys	7-0	1-0

**IN THE DUGOUT/WHERE THEY ARE ON THE FIELD**




**Mike Bianco**  
Mound Visits/Dugout



**Carl Lafferty**  
Bullpen/Dugout



**Mike Clement**  
3rd Base/Dugout



**Marc MacMillan**  
1st Base/Dugout

**REBS RAISE THE BAR**

Compared to last season, the Rebels have found another level of production at the plate. Through 49 games this season, Ole Miss has scored 108 more runs on 86 more hits than this point last year. The Rebel offense has added 22 more doubles, 15 more home runs and 104 more RBI. Ole Miss has also struck out 57 fewer times than it did through 49 games last season. The Rebels are batting nearly .050 points better and slugging nearly .090 points better than they did a year ago.

**REBS ARE RUNNIN'**

Ole Miss is 13th in college baseball in runs scored with 349. The Rebels are third in the SEC in that category, just behind Florida (365) and Auburn (363).

**DON'T CALL IT A COMEBACK**

Of the Rebels' 36 wins this season, 16 have been come-from-behind victories.

**CLOSE CALLS**

Of the Rebels' 13 losses this season, 10 have come by three runs or fewer, and nine have come by either one or two runs.

**MIDWEEK WINNERS**

Ole Miss closed its home midweek slate at a perfect 8-0. The Rebels are 12-1 overall in midweek games with one remaining on May 15 at Arkansas State. A win there and they'll match their best midweek record of all-time, 13-1 (.929) set in 2002.

**OLE MISS MASH**

The 2018 Ole Miss offense is on pace to be one of the program's best. Hitting .302 now on the season, the Rebels are vying to be the first team since 2009 to hit over .300 for the season. The 2009 club hit .310 as one of the most prolific hitting clubs in program history. The Rebels hit over .300 in four of five seasons from 2005-09, highlighted by a program record .321 in 2005. At .302, Ole Miss is up to second in the SEC and 15th in the nation. The Rebels rank in the top 25 nationally in 10 offensive categories.

**DOUBLE TROUBLE**

Ole Miss is No. 15 in the nation with 103 doubles on the year. The Rebels are No. 3 the SEC in that category behind Florida and Kentucky. They're No. 24 in the nation and third in the league with 2.10 doubles per game. To this point last season, the Rebels had just 81 doubles, and they had 96 all of last year.

**BOMBS AWAY**

Ole Miss has been one of the best power-hitting teams in college baseball this season. The Rebels are No. 11 nationally in slugging percentage at .478. They're 12th in the nation and fifth in the SEC with 59 home runs on the season. The Rebels are averaging 1.20 homers per game, good for 15th in the country and fourth in the conference.

Thomas Dillard leads Ole Miss with 11 homers on the year. Nick Fortes is next with 10, while Chase Cockrell and Cole Zabowski are next with eight apiece. Four Rebels—Fortes, Dillard, Will Golsan and Chase Cockrell—boast multi-homer games this year. Cockrell has done it twice on the season.

Freshman infielder Anthony Servideo notched his first career home run this week against Arkansas Pine Bluff, becoming the 14th Rebel to go yard this season. Every Rebel that has started this year has hit a home run.

**RALLY ON TWO**

Ole Miss has had a knack for two-out hitting this season. Of the Rebels' 318 RBI, 109 have come with two outs, giving them more than they had all of last season (95). By comparison, the Rebel pitching staff has allowed just 70 two-out RBI. Through 49 games last season, Ole Miss had just 86 two-out RBI.

Five Rebels have 10 or more two-out RBI this season, led by Will Golsan at 20.

**ACROSS THE SEC**

**SEC STANDINGS**

School	SEC	(May 8 - Eastern)		Pct.	Last 10	Strk
		Pct.	Overall			
Florida	18-6	.750	39-11	.780	6-4	W1
Georgia	15-9	.625	34-14	.708	7-3	W3
South Carolina	13-11	.542	28-19	.596	8-2	L1
Kentucky	11-13	.458	31-17	.646	6-4	W1
Vanderbilt	11-13	.458	25-23	.521	2-8	L6
Tennessee	10-14	.417	27-23	.540	4-6	W1
Missouri	9-15	.375	30-18	.625	4-6	L3

School	SEC	(May 8 - Western)		Pct.	Last 10	Strk
		Pct.	Overall			
Arkansas	14-10	.583	32-13	.688	5-5	L2
Ole Miss	13-11	.542	35-11	.735	6-4	W1
Auburn	13-11	.542	31-14	.714	8-2	W4
LSU	12-12	.500	26-19	.583	4-6	W2
Texas A&M	12-12	.500	33-12	.708	6-4	W1
Mississippi State	11-13	.458	24-21	.542	7-3	W1
Alabama	6-18	.250	23-23	.500	3-7	W1

**PLAYER OF THE WEEK**

- Feb. 19 Carson Shaddy, Arkansas
- Feb. 26 Keegan McGovern, Georgia/Brian Sharp, Mizzou
- March 5 Luke Heyer, Kentucky
- March 12 Troy Squires, Kentucky
- March 19 Jax Biggers, Arkansas
- March 26 Luke Heyer, Kentucky
- April 2 Jonathan India, Florida
- April 9 Tristan Pompey, Kentucky
- April 16 JJ Schwarz, Florida/Austin Bain, LSU
- April 23 Wil Dalton, Florida
- April 30 Kole Cottam, Kentucky
- May 7 Adam Sasser, Georgia
- May 14
- May 21

**PITCHER OF THE WEEK**

- Feb. 19 Ryan Rolison, Ole Miss
- Feb. 26 Adam Hill, South Carolina
- March 5 Bryce Montes De Oca, Missouri
- March 12 Casey Mize, Auburn
- March 19 Casey Mize, Auburn
- March 26 Mason Hickman, Vanderbilt
- April 2 Parker Caracci, Ole Miss
- April 9 Mitchell Kilkenny, Texas A&M/Michael Plassmeyer, Missouri
- April 16 Chris Machamer, Kentucky
- April 23 Justin Lewis, Kentucky
- April 30 Barrett Loseke, Arkansas
- May 7 Brady Singer, Florida/Casey Mize, Auburn
- May 14
- May 21

**FRESHMAN PLAYER OF THE WEEK**

- Feb. 19 Zach DeLoach, Texas A&M
- Feb. 26 Zach DeLoach, Texas A&M
- March 5 Casey Martin, Arkansas
- March 12 Jayson Gonzalez, Vanderbilt
- March 19 Casey Martin, Arkansas
- March 26 Ryan Webb, Georgia
- April 2 Tyler Keenan, Ole Miss/Ma'Kahil Hilliard, LSU
- April 9 Tyler Keenan, Ole Miss
- April 16 Austin Martin, Vanderbilt
- April 23 Steven Williams, Auburn/Logan Chapman, South Carolina
- April 30 Zach DeLoach, Texas A&M
- May 7 AJ Labas, LSU
- May 14
- May 21

**REBELS IN THE POLLS/RPI**

	Pre.	W1	W2	W3	W4	W5	W6	W7	W8	W9	W10	W11	W12	W13	W14	W15	Final
Baseball America	16	16	12	12	11	7	4	3	5	7	5	3	5	--	--	--	--
Collegiate Baseball	RV	29	20	19	13	9	7	5	9	10	8	11	12	--	--	--	--
D1Baseball	9	9	9	9	8	5	4	3	5	11	6	4	6	--	--	--	--
Perfect Game	11	11	8	8	6	5	4	3	4	7	6	4	6	--	--	--	--
NCBWA	16	14	12	9	8	5	4	3	5	8	6	7	8	--	--	--	--
USA Today/ESPN	19	19	19	9	8	5	4	3	T4	7	6	5	8	--	--	--	--
RPI	--	--	--	13	10	6	3	5	7	6	5	7	12	--	--	--	--

**OLEY DOESN'T MISS**

Ryan Olenek is swinging one of the hottest bats in college baseball right now. The junior out of Winter Park, Florida, is on a 23-game hitting streak and has reached base in 25-straight contests. The 23-game streak, which has been on since March 22, is the longest this season for the Rebs. It is the longest active streak in the SEC and the second-longest all year in the conference behind Florida's Jonathan India (24). During his hit streak, Olenek is batting .516 with 48 hits, 18 runs scored, 10 doubles and an OPS of 1.228. He has tallied 17 multi-hit games during his current hitting streak.

Olenek is No. 7 in the nation, and No. 2 among players from power five conferences, in batting average at .414 on the season. He's hitting an astounding .494 in league play, .070 points better than his nearest competitor. He's tied for the SEC lead with 23 multi-hit games on the year.

Olenek is the toughest player to strike out in the SEC, having struck out just 12 times in 174 at-bats for a K rating of 14.5. Only six of those strikeouts have come in league play, where his K rating is 14.8. Looking across the nation, Olenek is 17th toughest to strike out.

**STAR SHORTSTOP**

In addition to a web-gem-filled season defensively at shortstop, sophomore **Grae Kessinger** has raised his level offensively. He's hitting .304 on the season with 12 doubles. He homered twice over the weekend at South Carolina and is 11-for-29 (.379) with nine runs scored and 6 RBI in the last seven games. Kessinger is just outside the top 100 nationally and is 10th in the SEC with 44 runs scored.

**OFFENSIVE IMPROVEMENTS (THROUGH 49 GAMES)**

Season	Batting Avg.	Slugging Pct.	On-Base Pct.	Runs	Hits	Doubles	Home Runs	RBI	Total Bases	Walks	Strikeouts	Sac Flies	Stolen Bases
2018	.302	.478	.392	349	497	103	59	318	787	214	304	27	49/72
2017	.253	.392	.341	241	401	81	44	214	622	183	361	20	34/54
Difference	.049	.086	.051	108	86	22	15	104	165	31	57	7	15/18

**THE LAST TIME OLE MISS...**

Shut out an Opponent .....	April 4, 2018 at Memphis (W, 12-0)
Completed a three-game sweep .....	March 9-11, 2018 vs. Eastern Illinois (7-2, 4-0, 7-3)
Swept a Ranked Opponent .....	February 24-26, 2017 vs. #23 UNCW
Got swept .....	May 5-7, 2017 at #5 Florida
Scored 15+ Runs .....	March 14, 2018 at Georgia State (W, 16-2)
Scored 20+ Runs .....	May 2, 2017 vs. ULM (W, 21-7 in seven innings)
Scored 25+ Runs .....	April 22, 1992 vs. Southern Miss (W, 25-5)
Scored 9 runs in one inning .....	April 26, 2018 vs. LSU (6th inning, 11 runs, W, 14-3)
Scored 10 runs in one inning .....	April 26, 2018 vs. LSU (6th inning, 11 runs, W, 14-3)
Had 20+ Hits .....	May 13, 2016 vs. Kentucky (21 hits)
Hit 2+ home runs in one inning .....	May 6, 2018 at #14 South Carolina (2nd inning, W, 6-5 (10 inn.))
Defeated a No. 1 ranked team .....	April 11, 2015 at #1 Vanderbilt (W, 5-4)
Defeated a Top 5 ranked team .....	March 31, 2018 vs. #5 Arkansas (W, 11-10)
Defeated a Top 10 ranked team .....	March 31, 2018 vs. #5 Arkansas (W, 11-10)
Defeated a Top 20 ranked team .....	May 6, 2018 at #14 Georgia (W, 6-5, 10 inn.)
Won a series over a Top 5 ranked team .....	March 29-31, 2018 vs. #5 Arkansas
Won a series over Top 10 ranked team .....	March 29-31, 2018 vs. #5 Arkansas
Every Rebel in the starting lineup recorded at least one hit, one RBI and one run .....	April 21, 2015 vs. Central Arkansas (W, 18-4)
Had a walk-off victory .....	February 27, 2018 vs. Murray State (W, 7-6)
Rallied from a 5-run deficit .....	Mar. 28, 2018 vs. Southern Miss (W, 7-6, trailed 5-0)
Rallied in the ninth for a victory .....	April 4, 2017 vs. #17 Southern Miss (W, 6-5 in 12, trailed 5-4)

**THE LAST TIME A REBEL...**

Hit two home runs in a game .....	Chase Cockrell, May 6, 2018 at #14 South Carolina
Hit two home runs in the same inning .....	Nick Fortes, May 2, 2017 vs. ULM (6th inning)
Hit three home runs in a game .....	Jude Voltz, April 2, 1999 vs. Vanderbilt
Hit a grand slam .....	Michael Fitzsimmons, March 23, 2018 at #11 Texas A&M
Hit a lead-off home run to begin the game .....	Jacob Adams, March 18, 2018 vs. Tennessee
Hit a pinch-hit home run .....	Michael Fitzsimmons, March 23, 2018 at #11 Texas A&M
Reliever recorded at least 10 strikeouts in one game .....	Scott Weathersby, April 10, 2015 vs. #1 Vanderbilt
Had five hits in a game .....	Errol Robinson, May 13, 2016 vs. Kentucky
Had six hits in a game .....	Tommy Nichols, April 5, 1967 vs. Delta State
Had six RBI in a game .....	Nick Fortes, February 20, 2018 vs. Memphis
Had eight RBI in a game .....	Sikes Orvis, May 12, 2015 at Arkansas State
Had 10 RBI in a game .....	Charlie Conerly, April 28, 1947 vs. Millsaps
Hit back-to-back HRs .....	Tate Blackman and J.B. Woodman, May 13, 2016 vs. Kentucky
Had a walk-off hit/plate appearance .....	Tate Blackman, April 8, 2017 vs. Alabama (solo HR)
Hit a walk-off HR .....	Tate Blackman, April 8, 2017 vs. Alabama
Struck out 10 hitters in a game .....	Ryan Rolison (11), March 18, 2018, vs. Tennessee
Struck out 10 hitters in his debut .....	Will Ethridge, Feb. 21, 2017 vs. Arkansas State
Threw a perfect game .....	None
Threw a no-hitter .....	Russ Johnson, 1966 vs. Mississippi State
Threw a one-hitter .....	Adam Yates, Feb. 14, 2001 vs. SE Louisiana (7 innings)
Threw a two-hitter .....	Drew Pomeranz, June 1, 2009 vs. Western Kentucky (NCAA Regional)

**HOME RUN TRACKER**

Player	Date	Opp.	OB	Inn.	Outs	Score
Tim Rowe	2/16	Winthrop	2	3	2	2-0
Cole Zabowski	2/17	Winthrop	2	2	2	0-0
Nick Fortes	2/20	Memphis	1	1	1	0-0
Nick Fortes	2/20	Memphis	2	3	0	3-0
Cole Zabowski	2/24	Tulane	0	7	0	2-1
Cooper Johnson	2/24	Tulane	0	7	1	3-1
Grae Kessinger	2/24	Tulane	0	1	0	0-1
Thomas Dillard	2/25	Tulane	0	4	1	0-1
Cooper Johnson	2/25	Tulane	2	6	2	3-2
Nick Fortes	3/3	LBSU	0	3	1	2-0
Chase Cockrell	3/4	LBSU	1	7	0	8-0
Thomas Dillard	3/6	Austin Peay	0	2	0	0-0
Thomas Dillard	3/6	Austin Peay	2	3	1	2-1
Tyler Keenan	3/6	Austin Peay	2	8	0	6-4
Jacob Adams	3/9	EIU	0	2	0	4-0
Thomas Dillard	3/9	EIU	0	3	0	5-0
Chase Cockrell	3/11	EIU	0	4	1	4-2
Chase Cockrell	3/11	EIU	0	6	1	6-3
Nick Fortes	3/13	Georgia St.	0	4	2	0-2
Cole Zabowski	3/14	Georgia St.	2	3	2	4-0
Tim Elko	3/14	Georgia St.	1	8	2	14-0
Ryan Olenek	3/16	Tennessee	2	7	2	3-8
Jacob Adams	3/18	Tennessee	0	1	0	0-0
Cole Zabowski	3/18	Tennessee	0	6	1	2-0
Thomas Dillard	3/18	Tennessee	1	8	0	3-0
Thomas Dillard	3/20	New Orleans	0	3	1	3-0
Nick Fortes	3/22	Texas A&M	1	3	2	0-1
Michael Fitzsimmons	3/23	Texas A&M	3	8	2	2-7
Cole Zabowski	3/24	Texas A&M	0	2	0	0-4
Tyler Keenan	3/24	Texas A&M	1	4	1	1-4
Thomas Dillard	3/27	So. Miss	2	7	1	3-5
Cole Zabowski	3/29	Arkansas	0	2	1	0-4
Nick Fortes	3/30	Arkansas	1	5	1	3-2
Cole Zabowski	3/31	Arkansas	0	5	0	1-1
Tyler Keenan	3/31	Arkansas	2	7	1	8-6
Nick Fortes	4/7	Miss St.	1	1	1	0-0
Tyler Keenan	4/8	Miss St.	0	5	2	2-2
Chase Cockrell	4/10	So. Miss	2	2	1	1-0
Will Golsan	4/13	Vanderbilt	0	7	1	6-2
Ryan Olenek	4/15	Vanderbilt	0	6	1	1-2
Tyler Keenan	4/15	Vanderbilt	0	5	0	1-5
Grae Kessinger	4/18	Arkansas St.	1	2	1	3-1
Thomas Dillard	4/18	Arkansas St.	1	2	2	5-1
Grae Kessinger	4/20	Georgia	0	6	0	0-1
Will Golsan	4/21	Georgia	0	2	1	0-0
Will Golsan	4/21	Georgia	1	5	2	3-0
Thomas Dillard	4/24	Miss St	1	4	0	1-2
Nick Fortes	4/27	LSU	0	8	1	1-5
Chase Cockrell	4/28	LSU	2	2	1	0-1
Thomas Dillard	4/28	LSU	2	7	1	6-7
Nick Fortes	5/2	UAPB	2	1	0	0-0
Anthony Servideo	5/2	UAPB	1	2	1	3-0
Ryan Olenek	5/4	S. Carolina	0	1	1	0-0
Grae Kessinger	5/4	S. Carolina	0	5	1	2-10
Grae Kessinger	5/5	S. Carolina	1	8	1	4-10
Thomas Dillard	5/6	S. Carolina	0	2	0	0-0
Chase Cockrell	5/6	S. Carolina	0	2	2	1-0
Nick Fortes	5/6	S. Carolina	0	5	1	2-2
Chase Cockrell	5/6	S. Carolina	0	8	1	4-5

**HARDEST-HIT BALLS AT SWAYZE**

Rebel	Date	Opp.	Exit Velocity	Result
Thomas Dillard	3/9	Eastern Ill	111.7	HR
Chase Cockrell	2/24	Tulane	110.7	2B
Chase Cockrell	3/20	UNO	110.2	1B
Chase Cockrell	3/6	APSU	110.1	1B
Thomas Dillard	4/19	Ark. St.	109.3	HR

**OLE MISS OFFENSIVE LEADERS**

**BATTING AVERAGE**

Ryan Olenek	.414
Chase Cockrell	.352
Grae Kessinger	.304

**AT-BATS**

Will Golsan	186
Grae Kessinger	181
Nick Fortes	176

**RUNS**

Thomas Dillard	48
Grae Kessinger	44
Nick Fortes	43

**HITS**

Ryan Olenek	72
Grae Kessinger	55
Will Golsan	53

**DOUBLES**

Ryan Olenek	17
Grae Kessinger	12
Will Golsan, Thomas Dillard, Chase Cockrell	10

**HOME RUNS**

Thomas Dillard	11
Nick Fortes	10
Cole Zabowski, Chase Cockrell	7

**RBI**

Thomas Dillard	48
Nick Fortes	43
Will Golsan	38

**ON BASE PERCENTAGE**

Ryan Olenek	.447
Thomas Dillard	.430
Tyler Keenan	.421

**SLUGGING PERCENTAGE**

Chase Cockrell	.600
Thomas Dillard	.569
Ryan Olenek	.563

**2018 REBEL BATTING RANKINGS**

Category	Rebels	NCAA Rank	SEC Rank
Slugging Pct.	.478	10	4
Home Runs	59	12	5
Runs	349	13	3
Doubles	103	14	2
Batting Average	.302	15	2
Hits	497	15	2
HR/Game	1.20	16	5
Sacrifice Flies	27	19	3
2B/Game	2.10	22	2
Runs/Game	7.1	24	5
On-Base Pct.	.392	31	4

**2018 REBEL PITCHING RANKINGS**

Record	36-13
Saves	17
ERA	3.86
Opp. Avg.	.255
Strikeouts	461
Walks	160

Category	Rebels	NCAA Rank	SEC Rank
K/BB Ratio	2.88	14	2
K/9	9.6	18	4
BB/9	3.32	39	3

**DILLY, DILLY!**

Thomas Dillard delivered one of the biggest home runs of the 2018 season on Saturday against LSU. With the Rebels trailing 7-6 in the seventh inning, Dillard fell behind 0-2 but worked a full count before blasting a three-run home run over the right field seating to give Ole Miss just what it needed in a 9-8 win.

It took Dillard just 21 games to eclipse his home run total from all of last season, now with 10 on the year. His longest blast of the year came against Eastern Illinois. It traveled an estimated 435 feet with an astounding exit velocity of 111.7 mph—the hardest-hit ball at Swayze Field this season.

Dillard and Florida's Wil Dalton (50 R, 49 RBI) are the only two players in the SEC with 48 or more RBI and runs scored. Dillard ranks 50th nationally in runs scored and is 56th in RBI with 48 apiece.

**KEENAN IS KEY**

Tyler Keenan has been seeing the ball as well as any freshman the country of late en route to back-to-back SEC Freshman of the Week honors for Weeks 7 and 8. Keenan is the first Rebel to win the award in back-to-back weeks, and he joins Alex Yarbrough as just the second Rebel ever to win it twice.

Keenan hit .308 a week ago with two doubles and five runs scored. The freshman out of Clayton, North Carolina, reached home plate three times in the 14-3 Game 1 rout of LSU. He then ripped a leadoff double down the right field line and scored to spark a five-run rally in the seventh inning of Game 3's 9-8 win.

The freshman has also been outstanding defensively with just one error on the year at the hot corner.

**RESERVE POWER**

Tim Rowe and Michael Fitzsimmons have shown great power coming off the bench for Ole Miss this season.

Rowe filled in for Ryan Olenek in right field on Tuesday night against Mississippi State, going 3-for-3 with an RBI and a run scored. he also made an incredible catch as he crashed into the right field wall to prevent several runs from crossing the plate. That started a tremendous week in which Rowe went 8-for-14 (.571) with five doubles and three RBI. Rowe smoked a double down the right field line to score Tyler Keenan and fuel a five-run game-winning rally in the seventh inning of the Rebels' 9-8 Game 3 win over LSU.

Fitzsimmons came through with a go-ahead pinch-hit double in the ninth inning in that midweek game against MSU, his second outstanding clutch performance off the bench this season. Fitzsimmons also blasted a pinch-hit grand slam against Texas A&M.

Ole Miss named Mike Bianco as head coach of the Rebel baseball program on June 7, 2000. Since then, Bianco has become the winningest coach in program history and the dean of SEC coaches, bringing the Rebels back to national prominence.

In 17 seasons leading the program, Bianco has delivered on that expectation as Ole Miss Baseball has become one of the nation's benchmark programs. With 14 postseason appearances in 17 years, five Super Regional appearances over the last 11 years and a College World Series appearance in 2014, Ole Miss has continued to rank among the nation's elite each season under Bianco.

Bianco is the winningest coach in Ole Miss Baseball history with 662 victories as head coach, holding a 662-395-1 (.626) record during his tenure. Moreover, he is the winningest and longest active coach in the Southeastern Conference among the three major sports of baseball, men's basketball and football. With 662 wins at Ole Miss, Bianco ranks sixth all-time for victories by a head coach at a SEC school. Ole Miss has reached the 30-win plateau in each of Bianco's 17 seasons, proving that the Rebels reload their roster, not rebuild.

The Rebels posted three straight 40-win seasons from 2005-2007 for the first time in school history and have averaged 40 wins a year over the last decade. Along with hosting an NCAA Regional in seven of the last 14 years, the Rebels have advanced to a Super Regional five times in that span, culminating with the program's fifth College World Series appearance in 2014.

Bianco has also led the Rebels to championships as Ole Miss won the Western Division Title in 2005 and followed that with the 2006 SEC Tournament Championship. In 2009, the Rebels claimed the overall SEC Championship with a school record 20 wins in conference play before claiming the SEC Western Division title again in 2014.

On the field, Bianco has established a tradition of developing some of the nation's top players as the Rebels have seen a combined 33 selections to All-America and Freshman All-America teams over the past 17 seasons. During the 2017 campaign, three Rebels earned Freshman All-America status in Will Ethridge, Ryan Rolison and Houston Roth. The feat marked the second consecutive season that Ole Miss produced three Freshman All-Americans. The most recent addition to the list of All-Americans was OF J.B. Woodman following the 2016 season.

Ole Miss also became the first school to produce two different finalists for the Johnny Bench Award in consecutive seasons when Stuart Turner and Will Allen were named as finalists in 2013 and 2014, respectively. Turner claimed the award in 2013, becoming the first catcher in program history to be tabbed as the national catcher of the year.

The excellence produced on the field has not gone unnoticed over the last 17 seasons under Bianco as the Rebels have seen 99 Major League Baseball draft picks in that time. Of those 99 draft selections, nine were on Major League rosters in 2017.

Bianco's on-field accomplishments have been recognized nationally, as the Rebel skipper was selected to serve as an assistant coach with the USA Baseball Collegiate National Team in the summer of 2013.

To become the all-time winningest coach in Ole Miss history, Bianco passed Rebel legend Jake Gibbs with his 486th win on March 9, 2013 against Lipscomb in non-conference action. On March 6, 2016, he won his 600th game at Ole Miss to become just the ninth coach in NCAA history to record at least 600 wins at a SEC school.

The excitement on the field has spilled over into the stands where fans of Ole Miss Baseball have taken notice and shown their appreciation. Each season under Bianco, attendance has soared as more and more fans clamor to fill Oxford-University Stadium. That frenzy has been characterized as one of the best atmospheres in baseball.

The 2017 season marked the 13th consecutive season that more than 160,000 fans have come to Oxford to see Ole Miss in action, and the 14th straight year with more than 120,000 fans flocking to O-U Stadium to watch Rebel baseball. On Opening Day, a single-game attendance record was set when 12,117 fans at Swayze Field showed up to watch the Rebels knock off No. 6 East Carolina. The season-opening series attendance total ended at 33,070 for another Swayze Field record.

In 2016, attendance figures were shattered with a record 291,714 fans packing the park to see the Rebels play. An average of 8,579 watched each Ole Miss baseball home game throughout the season, another program best. All-told, more than two million fans have poured into O-U Stadium to cheer on the Rebels during the Bianco era. In 2011, the Rebels ranked second nationally with an average of 8,156 fans per game at Swayze Field, and that trend has continued with the Rebels ranking in the top five nationally for 11 consecutive seasons.

With the success on the field and support in the stands, Oxford has evolved into a top destination for fans of postseason baseball. Bianco and the Rebels hosted four straight NCAA Regionals and two Super Regionals from 2004-2007. Ole Miss posted the largest crowds for any NCAA Super Regional in 2005 and 2006 and posted the highest attendance of any NCAA Regional in 2006. The 2005 NCAA Regional in Oxford drew the second-largest crowd among all Regionals.

When the Rebels hosted again in 2009 at the newly renovated Oxford-University Stadium, new attendance marks were again set; Ole Miss hosted the then-largest crowd in school history as 10,323 fans came to see the Rebels take on Virginia in game two of the Super Regional. All-told, 29,646 fans came to the Super Regional, making it the most attended Super Regional of the season and the highest attendance for a Super Regional at an on-campus facility in NCAA history.

In the 2014 NCAA Regional, the Rebels ranked second nationally with 49,314 fans packing the stadium for the six-game event as Ole Miss began its run to the College World Series.

On Monday, June 13, 2005, the Rebels' Super Regional game against eventual national champion Texas was the third-most watched television broadcast of a college baseball game in the history of ESPN. It's further evidence that under Mike Bianco, Ole Miss Baseball has truly become a national name.

Bianco, 50, was born May 3, 1967, and is a native of Seminole, Florida. He is married to the former Camille Marquette, and the couple has five children: sons, Michael, Benjamin, Andrew and Samuel, and one daughter, Catherine.



### HEAD COACH MIKE BIANCO


<b>HOMETOWN</b>	<b>SEMINOLE, FLA.</b>
<b>ALMA MATER</b>	<b>LSU, 1989</b>
<b>CAREER RECORD</b>	<b>798-479-1 (21 SEASONS)</b>
<b>OLE MISS RECORD</b>	<b>698-408-1 (18 SEASONS)</b>

### YEAR-BY-YEAR RECORD

Year	School	W-L	Conf.	Postseason
1998	McNeese State	30-26		--
1999	McNeese State	31-25		--
2000	McNeese State	39-20		Regional
2001	Ole Miss	39-23-1	17-13	Regional
2002	Ole Miss	37-19	14-16	--
2003	Ole Miss	35-27	17-13	Regional
2004	Ole Miss	39-21	18-12	Regional
2005	Ole Miss	48-20	18-12	Super Regional
2006	Ole Miss	44-22	17-13	Super Regional
2007	Ole Miss	40-25	16-14	Super Regional
2008	Ole Miss	39-26	15-15	Regional
2009	Ole Miss	44-20	20-10	Super Regional
2010	Ole Miss	39-24	16-14	Regional
2011	Ole Miss	30-25	13-17	--
2012	Ole Miss	37-26	14-16	Regional
2013	Ole Miss	38-24	15-15	Regional
2014	Ole Miss	48-21	19-11	CWS
2015	Ole Miss	30-28	15-14	Regional
2016	Ole Miss	43-19	18-12	Regional
2017	Ole Miss	32-25	16-16	--
2018	Ole Miss	36-13	13-11	
<b>Total</b>	<b>21 Seasons</b>	<b>798-479-1</b>	<b>289-244*</b>	

\* Reflects SEC record only

Bianco was inducted into the Indian River Community College Hall of Fame in 2003. He was also named to the All-Alex Box Omaha Era Team by LSU in 2008. In 2010, Bianco was inducted into the Seminole High School Hall of Fame.



# 1 JACOB ADAMS



JR. | INF | CONWAY, ARK. | CROWDER COLLEGE

SEASON HIGHS	CAREER HIGHS
▶ Runs: 2, 3x, MR vs. Georgia (4/21)	▶ Runs: 2, 3x, MR vs. Southern Miss (4/10/18)
▶ Hits: 3, vs. Tennessee (3/19)	▶ Hits: 3, vs. Tennessee (3/19/18)
▶ Home Runs: 1, 2x, MR vs. Tennessee (3/19)	▶ Home Runs: 1, 2x, MR vs. Tennessee (3/19/18)
▶ RBI: 3, vs. Tennessee (3/19)	▶ RBI: 3, vs. Tennessee (3/19/18)
▶ Walks: 2, 4x, MR at Vanderbilt (3/13)	▶ Walks: 2, 4x, MR at Vanderbilt (3/13/18)
▶ Stolen Bases: 2, vs. Georgia (4/21)	▶ Stolen Bases: 2, vs. Georgia (4/21/18)
▶ Assists: 8, at Long Beach State (2/17)	▶ Assists: 8, at Long Beach State (2/17/18)

Date	Opponent	Pos	AB	R	H	RBI	2B	3B	HR	BB	SB	CS	HBP	SAC	SF	GDP	K	PO	A	E	Avg
Feb 18	WINTHROP	*2b	3	1	1	0	0	0	0	1	1	0	0	0	0	0	0	2	2	0	.333
Feb 20	MEMPHIS	*2b	2	1	0	0	0	0	0	0	0	0	1	0	0	0	0	0	2	0	.200
Feb 23	TULANE	ph	1	0	0	0	0	0	0	0	0	0	0	0	0	1	0	0	0	0	.167
Feb 24	TULANE	*2b	1	1	1	1	0	0	0	1	0	1	0	0	1	0	0	0	1	0	.286
Feb 27	MURRAY STATE	*2b	4	0	0	0	0	0	0	0	0	0	0	0	0	0	2	2	3	0	.182
Mar 03	at Long Beach State-2	*2b	3	1	1	0	0	0	0	1	1	0	0	0	0	0	1	0	8	0	.214
Mar 04	at Long Beach State	pr/2b	0	1	0	0	0	0	0	0	0	0	0	0	0	0	0	0	0	0	.214
Mar 06	AUSTIN PEAY	*2b	4	1	1	0	0	0	0	0	1	0	0	0	0	0	0	3	2	0	.222
Mar 09	EASTERN ILLINOIS	*2b	4	1	2	1	0	0	1	0	0	0	0	0	0	0	1	0	0	0	.273
Mar 11	EASTERN ILLINOIS	*2b	4	1	1	0	0	0	0	0	0	0	0	0	0	0	0	1	3	1	.269
Mar 13	at Georgia State	ph/2b	1	1	1	0	1	0	0	2	0	0	0	0	0	0	0	1	0	0	.296
Mar 14	at Georgia State	pr	0	0	0	0	0	0	0	0	0	0	0	0	0	0	0	0	0	0	.296
Mar 16	TENNESSEE	*2b	3	1	2	1	0	0	0	0	1	0	1	0	0	1	0	1	3	0	.333
Mar 17	TENNESSEE	*2b	3	1	3	3	2	0	0	1	0	0	0	0	0	0	0	0	3	0	.394
Mar 18	TENNESSEE	*2b	4	2	1	1	0	0	1	0	0	0	0	0	0	0	0	2	2	0	.378
Mar 20	NEW ORLEANS	*2b	2	1	0	0	0	0	0	2	0	0	1	0	0	0	1	3	5	0	.359
Mar 22	at Texas A&M	*2b	4	0	0	0	0	0	0	0	0	0	0	0	0	0	2	1	1	0	.326
Mar 23	at Texas A&M	*2b	4	0	2	1	0	0	0	0	0	0	0	0	0	0	1	0	3	0	.340
Mar 24	at Texas A&M	*2b	3	0	0	0	0	0	0	1	0	0	0	0	0	0	0	3	4	0	.320
Mar 27	SOUTHERN MISS	*2b	4	1	2	0	0	0	0	0	0	1	0	0	0	0	0	1	2	0	.333
Mar 29	ARKANSAS	*2b	3	1	1	0	0	0	0	1	0	0	0	0	0	0	2	0	3	0	.333
Mar 30	ARKANSAS	*2b	2	0	0	0	0	0	0	1	0	0	0	0	0	1	0	3	1	0	.322
Mar 31	ARKANSAS	*2b	3	0	0	1	0	0	0	1	0	0	0	0	0	0	0	0	1	0	.306
Apr 04	at Memphis	ph/2b	1	0	0	0	0	0	0	0	0	0	0	0	0	0	1	0	0	0	.302
Apr 7	at Mississippi State-2	*2b	4	0	1	2	0	0	0	0	1	0	0	0	0	0	1	2	2	0	.299
Apr 8	at Mississippi State	*2b	3	0	0	0	0	0	0	1	0	0	0	1	0	0	1	2	2	0	.286
Apr 10	vs Southern Miss	*2b	4	2	1	1	1	0	0	2	0	0	0	0	0	0	0	0	3	0	.284
Apr 13	at Vanderbilt	*2b	3	1	1	0	0	0	0	2	0	0	0	0	0	0	1	3	3	0	.286
Apr 15	at Vanderbilt-1	*2b	3	0	0	1	0	0	0	0	0	0	0	0	0	0	0	2	2	0	.275
Apr 15	at Vanderbilt-2	*2b	3	1	1	0	0	0	0	0	0	0	0	0	0	0	2	1	1	0	.277
Apr 18	ARKANSAS STATE	*2b	3	1	1	0	0	0	0	0	0	0	1	0	0	0	1	2	2	0	.279
Apr 20	GEORGIA	*2b	2	0	0	0	0	0	0	0	0	0	0	0	0	0	1	1	4	1	.273
Apr 21	GEORGIA-1	*2b	1	2	1	0	0	0	0	2	0	1	0	1	0	0	0	2	3	0	.281
Apr 21	GEORGIA-2	*2b	3	0	0	0	0	0	0	0	0	0	0	0	0	0	1	2	0	0	.272
Apr 24	vs Mississippi State	*2b	4	0	1	1	0	0	0	0	0	0	0	0	1	1	0	4	1	0	.271
Apr 26	LSU	*2b	5	1	2	1	1	0	0	1	0	0	0	0	0	0	1	0	3	0	.277
Apr 27	LSU	*2b	4	0	0	0	0	0	0	0	0	0	0	0	0	0	1	2	2	0	.267
Apr 28	LSU	2b	0	0	0	0	0	0	0	1	0	0	0	0	0	0	0	0	0	0	.267
May 02	ARKANSAS PINE BLU	pr/2b	0	1	0	0	0	0	0	0	0	0	0	0	0	0	0	0	0	0	.267
May 04	at South Carolina	*2b	3	1	1	0	0	0	0	1	0	0	0	0	0	0	1	0	1	0	.269
May 05	at South Carolina	*2b	3	0	0	1	0	0	0	0	0	0	1	0	0	0	0	0	1	0	.261
May 06	at South Carolina	*2b	3	0	0	0	0	0	0	0	0	0	0	0	0	1	2	0	0	0	.254
Totals		35gs	114	26	29	16	5	0	2	22	5	3	5	2	2	5	23	45	81	2	.254

On base pct. .392 • Slugging pct. .351

ADAMS' CAREER STATS																									
Year	Avg.	GP	GS	AB	R	H	2B	3B	HR	RBI	TB	SLG%	BB	HBP	SO	GDP	OB%	SF	SH	SB	ATT	PO	A	E	FLD%
2018	.254	42	35	114	26	29	5	0	2	16	40	.351	22	5	23	5	.392	2	2	5	8	45	81	2	.984
TOTAL	.254	42	35	114	26	29	5	0	2	16	40	.351	22	5	23	5	.392	2	2	5	8	45	81	2	.984



# 2 RYAN OLENEK




JR. | INF/OF | WINTER PARK, FLA. | TRINITY PREP

SEASON HIGHS	CAREER HIGHS
▶ Runs: 4, at Vanderbilt (4/13)	▶ Runs: 4, at Vanderbilt (4/13)
▶ Hits: 4, 2x, MR at South Carolina (5/4)	▶ Hits: 4, 2x, MR at South Carolina (5/4/18)
▶ Home Runs: 1, 3x, MR at South Carolina (5/4)	▶ Home Runs: 1, 8x, MR at South Carolina (5/4/18)
▶ RBI: 3, 2x, MR at South Carolina (5/4)	▶ RBI: 4 vs. FIU (2/21/16)
▶ Walks: 1, 7x, MR at South Carolina (5/6)	▶ Walks: 1, 25x, MR at South Carolina (5/6/18)
▶ Stolen Bases: 1, 8x, MR at South Carolina (5/6)	▶ Stolen Bases: 1, 20x, MR at South Carolina (5/6/18)
▶ Assists: 4, vs. Winthrop (2/17)	▶ Assists: 4, 2x, MR vs. Winthrop (2/17/18)

Date	Opponent	Pos	AB	R	H	RBI	2B	3B	HR	BB	SB	CS	HBP	SAC	SF	GDP	K	PO	A	E	Avg
Feb 16	WINTHROP	*of	3	0	1	0	0	0	0	0	0	0	0	1	0	0	1	0	0	1	.333
Feb 17	WINTHROP	*2b	4	1	2	0	0	0	0	0	0	0	0	0	0	0	2	4	0	0	.429
Feb 18	WINTHROP	*of	2	0	0	1	0	0	0	0	0	0	1	0	1	0	1	1	0	0	.333
Feb 20	MEMPHIS	*of/2b	3	0	0	0	0	0	0	1	0	1	0	0	0	0	2	0	0	0	.250
Feb 23	TULANE	*of	3	1	1	1	0	0	0	0	0	0	1	0	0	0	1	1	0	0	.267
Feb 24	TULANE	*of/2b	4	0	1	2	1	0	0	0	0	0	0	0	1	1	0	2	1	0	.263
Feb 25	TULANE	*of	3	0	0	0	0	0	0	0	0	0	1	0	0	0	5	0	0	0	.227
Feb 27	MURRAY STATE	*of/3b	4	1	3	1	1	0	0	1	0	0	0	0	0	0	0	2	0	0	.308
Mar 03	at Long Beach State-1	*of	4	0	0	0	0	0	0	0	0	0	0	0	0	0	1	0	0	1	.267
Mar 03	at Long Beach State-2	*of	5	0	3	0	3	0	0	0	0	0	0	0	0	0	0	0	0	0	.314
Mar 04	at Long Beach State	*of	4	1	1	2	0	0	0	0	0	0	0	0	0	0	0	2	0	0	.308
Mar 06	AUSTIN PEAY	*of	4	1	1	0	0	0	0	0	0	0	0	0	0	0	0	4	0	0	.302
Mar 07	LITTLE ROCK	*of	4	1	1	1	1	0	0	1	0	0	0	0	0	0	1	4	0	0	.298
Mar 09	EASTERN ILLINOIS	*of	3	1	1	0	0	0	0	1	1	0	0	0	0	0	0	5	0	0	.300
Mar 09	EASTERN ILLINOIS	*of	4	1	1	0	0	0	0	0	1	0	0	0	0	0	1	1	0	0	.296
Mar 11	EASTERN ILLINOIS	*of	4	0	2	2	0	0	0	0	0	1	0	0	0	0	4	0	0	0	.310
Mar 13	at Georgia State	*of	4	0	0	0	0	0	0	0	0	0	0	0	0	2	0	2	0	0	.290
Mar 14	at Georgia State	*of	4	2	3	0	0	0	0	0	0	0	0	0	0	0	1	0	0	0	.318
Mar 16	TENNESSEE	*of	3	1	1	3	0	0	1	0	0	0	0	1	0	0	0	0	0	0	.319
Mar 17	TENNESSEE	*of	4	0	0	0	0	0	0	0	0	0	0	1	0	1	1	3	0	0	.301
Mar 18	TENNESSEE	*of	4	0	2	1	1	0	0	0	1	0	0	0	0	0	0	0	0	0	.312
Mar 20	NEW ORLEANS	*of/3b	4	1	0	0	0	0	0	0	0	0	1	0	0	1	0	4	2	0	.296
Mar 22	at Texas A&M	*of	3	1	2	0	0	0	0	0	1	0	1	0	0	0	0	1	0	0	.310
Mar 23	at Texas A&M	*of	1	0	1	0	0	0	0	0	0	1	0	0	0	0	0	0	0	0	.318
Mar 24	at Texas A&M	*of	5	0	2	0	1	0	0	0	0	1	0	0	0	0	0	2	0	0	.322
Mar 27	SOUTHERN MISS	*of	4	0	2	0	1	0	0	0	0	0	0	0	0	0	0	0	1	1	.330
Mar 29	ARKANSAS	*of	4	0	2	1	1	0	0	0	0	0	0	0	0	0	1	1	0	0	.337
Mar 30	ARKANSAS	*of	4	2	3	0	1	0	0	0	0	0	0	0	0	0	1	1	0	0	.353
Mar 31	ARKANSAS	*of	4	0	2	2	1	0	0	0	0	0	0	0	1	0	0	6	0	0	.358
Apr 04	at Memphis	*2b	4	2	2	0	0	0	0	0	0	0	0	0	0	0	0	2	0	0	.364
Apr 7	at Mississippi State-1	*2b	4	0	1	0	0	0	0	0	0	1	0	0	0	1	0	2	2	1	.360
Apr 7	at Mississippi State-2	*of	5	1	3	1	1	0	0	0	1	0	0	0	0	0	1	1	0	0	.370
Apr 8	at Mississippi State	*of	6	1	3	0	0	0	0	0	1	0	0	0	0	0	0	2	0	0	.376
Apr 10	vs Southern Miss	*of	5	1	1	0	0	0	0	0	0	1	1	0	0	0	0	0	1	0	.369
Apr 13	at Vanderbilt	*of	5	4	4	0	0	0	0	1	0	0	0	0	0	0	0	0	0	0	.385
Apr 15	at Vanderbilt-1	*of	3	1	2	2	0	0	1	1	0	0	0	0	0	0	1	0	0	0	.391
Apr 15	at Vanderbilt-2	*of	4	0	2	1	1	0	0	0	0	0	0	0	0	1	0	3	0	0	.394
Apr 18	ARKANSAS STATE	*of	2	1	2	0	0	0	0	0	0	1	1	0	0	0	0	1	0	0	.403
Apr 20	GEORGIA	*of	3	1	1	0	0	0	0	0	0	0	1	0	0	0	0	3	0	0	.401
Apr 21	GEORGIA-1	*of	5	1	2	1	0	0	0	0	0	0	0	0	0	0	1	1	0	0	.401
Apr 21	GEORGIA-2	*of	4	0	1	0	0	0	0	0	0	0	0	0	0	0	0	3	1	0	.397
Apr 28	LSU	*2b/of	5	0	2	0	0	0	0	0	0	0	0	0	0	0	0	3	2	0	.398
May 04	at South Carolina	*of	5	2	4	3	1	0	1	0	0	0	0	0	0	0	0	0	0	0	.410
May 05	at South Carolina	*of	4	0	1	0	1	0	0	0	0	0	0	0	0	0	1	3	0	1	.406
May 06	at South Carolina	*of	4	0	3	0	1	0	0	1	1	0	0	0	0	0	0	1	0	0	.414
Totals		45gs	174	30	72	25	17	0	3	7	8	7	6	4	3	7	12	82	14	5	.414

On base pct. .447 • Slugging pct. .563

OLENEK'S CAREER STATS																									
Year	Avg.	GP	GS	AB	R	H	2B	3B	HR	RBI	TB	SLG%	BB	HBP	SO	GDP	OB%	SF	SH	SB	ATT	PO	A	E	FLD%
2016	.265	53	48	185	31	49	5	0	2	28	60	.324	11	7	24	4	.327	2	5	2	2	76	10	1	.989
2017	.272	53	53	206	23	56	17	0	3	25	82	.398	8	8	29	6	.317	5	2	10	13	120	6	1	.992
2018	.414	45	45	174	30	72	17	0	3	25	98	.563	7	6	12	7	.447	3	4	8	15	82	14	5	.950
<b>TOTAL</b>	<b>.313</b>	<b>151</b>	<b>146</b>	<b>565</b>	<b>84</b>	<b>177</b>	<b>39</b>	<b>0</b>	<b>8</b>	<b>78</b>	<b>240</b>	<b>.425</b>	<b>26</b>	<b>21</b>	<b>65</b>	<b>17</b>	<b>.360</b>	<b>10</b>	<b>11</b>	<b>20</b>	<b>30</b>	<b>278</b>	<b>30</b>	<b>7</b>	<b>.978</b>



3

# ANTHONY SERVIDEO



FR. | INF | JUPITER, FLA. | JUPITER HS

SEASON HIGHS
▶ Runs: 2, vs. Little Rock (3/7)
▶ Hits: 1, 9x, MR at South Carolina (5/4)
▶ Home Runs: 1, vs. Arkansas Pine Bluff (5/2)
▶ RBI: 2, vs. Arkansas Pine Bluff (5/2)
▶ Walks: 2, at Long Beach State (3/4)
▶ Stolen Bases: --
▶ Assists: 6, vs. Eastern Illinois (3/9)

CAREER HIGHS
▶ Runs: 2, vs. Little Rock (3/7/18)
▶ Hits: 1, 9x, MR at South Carolina (5/4/18)
▶ Home Runs: 1, vs. Arkansas Pine Bluff (5/2/18)
▶ RBI: 1, vs. Arkansas Pine Bluff (5/2/18)
▶ Walks: 2, at Long Beach State (3/4/18)
▶ Stolen Bases: --
▶ Assists: 6, vs. Eastern Illinois (3/9/18)

Date	Opponent	Pos	AB	R	H	RBI	2B	3B	HR	BB	SB	CS	HBP	SAC	SF	GDP	K	PO	A	E	Avg
Feb 16	WINTHROP	*2b	4	0	1	0	0	0	0	0	0	0	0	0	0	0	2	2	0	0	.250
Feb 23	TULANE	*2b	2	0	1	0	0	0	0	1	0	0	0	0	0	0	0	0	1	0	.333
Feb 25	TULANE	*2b	3	0	0	0	0	0	0	0	0	0	0	0	0	0	2	3	1	0	.222
Feb 27	MURRAY STATE	ph	0	0	0	0	0	0	0	0	0	0	0	0	0	0	0	0	0	0	.222
Mar 03	at Long Beach State-1	*2b	4	1	1	0	1	0	0	0	0	0	0	0	0	0	1	2	3	0	.231
Mar 04	at Long Beach State	*2b	1	0	0	0	0	0	0	2	0	1	0	1	0	0	1	2	2	0	.214
Mar 07	LITTLE ROCK	*2b	2	2	1	0	1	0	0	1	0	0	1	0	0	0	0	2	1	0	.250
Mar 09	EASTERN ILLINOIS	*2b	3	0	0	0	0	0	0	0	0	0	0	0	0	0	1	2	6	0	.211
Mar 13	at Georgia State	*2b	1	0	0	0	0	0	0	0	0	0	0	0	0	0	0	1	0	0	.200
Mar 14	at Georgia State	*2b	5	1	0	0	0	0	0	0	0	0	1	0	0	0	3	1	0	0	.160
Mar 16	TENNESSEE	pr	0	0	0	0	0	0	0	0	0	0	0	0	0	0	0	0	0	0	.160
Mar 17	TENNESSEE	ss	1	0	0	0	0	0	0	0	0	0	0	0	0	0	0	0	0	0	.154
Mar 18	TENNESSEE	*ss	3	0	1	0	0	0	0	0	0	0	0	0	0	0	1	1	1	1	.172
Mar 20	NEW ORLEANS	*ss	4	0	1	1	0	0	0	0	0	0	0	0	0	0	2	0	0	0	.182
Mar 23	at Texas A&M	of	0	0	0	0	0	0	0	0	0	0	0	0	0	0	0	0	0	0	.182
Mar 29	ARKANSAS	pr	0	0	0	0	0	0	0	0	0	0	0	0	0	0	0	0	0	0	.182
Apr 04	at Memphis	ph/2b	2	0	0	0	0	0	0	0	0	0	0	0	0	0	1	0	1	0	.171
Apr 8	at Mississippi State	pr	0	1	0	0	0	0	0	0	0	0	0	0	0	0	0	0	0	0	.171
Apr 10	vs Southern Miss	*ss	5	0	1	1	0	0	0	0	0	0	0	0	0	0	1	1	2	0	.175
Apr 15	at Vanderbilt-1	pr	0	1	0	0	0	0	0	0	0	0	0	0	0	0	0	0	0	0	.175
Apr 15	at Vanderbilt-2	pr	0	0	0	0	0	0	0	0	0	0	0	0	0	0	0	0	0	0	.175
Apr 18	ARKANSAS STATE	ph/ss	2	0	1	1	0	0	0	0	0	0	0	0	0	0	0	1	0	0	.190
Apr 20	GEORGIA	2b	1	0	0	0	0	0	0	0	0	0	0	0	0	0	0	0	1	0	.186
Apr 26	LSU	ph/ss	1	0	0	0	0	0	0	0	0	0	0	0	0	0	0	0	1	0	.182
May 02	ARKANSAS PINE BLU	*2b/ss	4	1	1	2	0	0	1	0	0	0	0	0	0	0	1	2	4	0	.188
May 04	at South Carolina	ph	1	0	1	0	0	0	0	0	0	0	0	0	0	0	0	0	0	0	.204
May 06	at South Carolina	2b	1	0	0	0	0	0	0	0	0	0	0	0	0	0	1	1	0	1	.200
Totals		13gs	50	7	10	5	2	0	1	4	0	1	2	1	0	0	17	21	24	2	.200

On base pct. .286 • Slugging pct. .300

SERVIDEO'S CAREER STATS

Year	Avg.	GP	GS	AB	R	H	2B	3B	HR	RBI	TB	SLG%	BB	HBP	SO	GDP	OB%	SF	SH	SB	ATT	PO	A	E	FLD%
2018	.200	27	13	50	7	10	2	0	1	5	15	.300	4	2	17	0	.286	0	1	0	1	21	24	2	.957
TOTAL	.200	27	13	50	7	10	2	0	1	5	15	.300	4	2	17	0	.286	0	1	0	1	21	24	2	.957





6

# THOMAS DILLARD



SO. | C/OF | OXFORD, MISS. | OXFORD HS

SEASON HIGHS	
▶	Runs: 3, 5x, MR vs. Georgia (4/21)
▶	Hits: 3, 4x, MR at Vanderbilt (4/13)
▶	Home Runs: 2, vs. Austin Peay (3/6)
▶	RBI: 4, 2x, MR vs. New Orleans (3/6)
▶	Walks: 3, vs. Eastern Illinois (3/9)
▶	Stolen Bases: 2, 2x, MR vs. Eastern Illinois (3/9)
▶	Assists: 1, at Texas A&M (3/24)

CAREER HIGHS	
▶	Runs: 3, 5x, MR vs. Georgia (4/21)
▶	Hits: 3, 5x, MR at Vanderbilt (4/13/18)
▶	Home Runs: 2, vs. Austin Peay (3/6/18)
▶	RBI: 4, 2x, MR vs. New Orleans (3/6/18)
▶	Walks: 3, Eastern Illinois (3/9/18)
▶	Stolen Bases: 2, 2x, MR vs. Eastern Illinois (3/9/18)
▶	Assists: 1, 3x, MR at Texas A&M (3/24/18)

Date	Opponent	Pos	AB	R	H	RBI	2B	3B	HR	BB	SB	CS	HBP	SAC	SF	GDP	K	PO	A	E	Avg
Feb 16	WINTHROP	*of	4	3	3	0	0	0	0	0	1	0	0	0	0	0	1	1	0	0	.750
Feb 17	WINTHROP	*of	3	0	0	0	0	0	0	0	0	1	1	0	0	0	0	1	1	0	.429
Feb 18	WINTHROP	*of	3	0	0	0	0	0	0	0	0	0	1	0	0	0	2	0	0	0	.300
Feb 20	MEMPHIS	*of	3	0	1	1	1	0	0	1	0	0	0	0	0	0	2	3	0	0	.308
Feb 23	TULANE	*of	3	0	0	1	0	0	0	1	1	0	0	0	0	0	0	2	0	0	.250
Feb 24	TULANE	*of	3	1	1	0	0	0	0	1	0	0	0	0	0	0	0	1	0	0	.263
Feb 25	TULANE	*of	3	2	2	1	1	0	1	1	0	0	0	0	0	0	0	2	0	0	.318
Feb 27	MURRAY STATE	*of	4	3	3	3	1	0	0	1	2	0	0	0	0	0	1	1	0	0	.385
Mar 03	at Long Beach State-1	*of	4	0	0	0	0	0	0	0	0	0	0	0	0	0	1	3	0	0	.333
Mar 03	at Long Beach State-2	*of	4	0	0	0	0	0	0	0	0	0	0	0	0	0	1	2	0	0	.294
Mar 04	at Long Beach State	*of	4	2	0	0	0	0	0	1	0	0	0	0	0	0	1	1	0	0	.263
Mar 06	AUSTIN PEAY	*of	4	2	2	4	0	0	2	1	0	0	0	0	0	0	1	1	0	0	.286
Mar 07	LITTLE ROCK	*of	4	0	2	0	0	0	0	0	1	0	0	0	0	0	2	0	0	0	.304
Mar 09	EASTERN ILLINOIS	*of	2	3	1	1	0	0	1	2	1	0	0	0	0	0	0	1	0	0	.312
Mar 09	EASTERN ILLINOIS	*of	1	1	1	1	0	0	0	3	2	0	0	0	0	0	0	0	0	0	.327
Mar 11	EASTERN ILLINOIS	*of	4	1	2	0	2	0	0	0	0	0	0	0	0	0	2	3	0	0	.340
Mar 13	at Georgia State	*of	3	1	2	1	1	0	0	1	0	0	0	0	0	0	0	0	0	0	.357
Mar 14	at Georgia State	*of	4	0	1	2	0	0	0	1	0	0	0	0	0	0	0	4	0	0	.350
Mar 16	TENNESSEE	*of	4	1	1	0	0	0	0	0	0	0	0	0	0	0	2	0	0	0	.344
Mar 17	TENNESSEE	*of	4	0	1	0	0	0	0	0	1	0	0	0	0	0	1	2	0	0	.338
Mar 18	TENNESSEE	*of	4	1	1	2	0	0	1	0	0	0	0	0	0	0	0	4	0	0	.333
Mar 20	NEW ORLEANS	*of	4	3	2	4	0	1	1	1	0	0	0	0	0	0	0	0	0	0	.342
Mar 22	at Texas A&M	*of	4	0	1	1	0	0	0	0	0	0	0	0	0	0	3	1	0	0	.338
Mar 23	at Texas A&M	*of	4	1	1	0	0	0	0	0	0	0	1	0	0	0	2	0	0	0	.333
Mar 24	at Texas A&M	*of	4	2	1	0	1	0	0	1	0	0	0	0	0	1	0	4	1	0	.330
Mar 27	SOUTHERN MISS	*of	3	1	1	3	0	0	1	1	0	0	0	0	0	0	1	3	0	0	.330
Mar 29	ARKANSAS	*of	4	0	0	0	0	0	0	0	0	0	0	0	0	0	4	1	0	0	.316
Mar 30	ARKANSAS	*of	4	0	1	1	0	0	0	0	0	0	0	0	0	0	1	1	0	0	.313
Mar 31	ARKANSAS	*of	5	0	1	1	0	0	0	0	0	0	0	0	0	0	2	3	0	0	.308
Apr 04	at Memphis	*of	2	3	2	4	0	1	0	2	0	0	0	0	0	0	0	2	0	0	.321
Apr 7	at Mississippi State-1	*of	3	0	1	1	1	0	0	0	0	0	0	0	0	0	1	5	0	0	.321
Apr 7	at Mississippi State-2	*of	3	0	0	0	0	0	0	2	0	0	0	0	0	0	1	3	0	0	.312
Apr 8	at Mississippi State	*of	5	2	3	0	1	0	0	1	0	0	0	0	0	0	0	3	0	0	.325
Apr 10	vs Southern Miss	*of	5	0	2	3	0	0	0	1	0	0	0	0	0	0	1	1	0	0	.328
Apr 13	at Vanderbilt	*of	6	2	3	1	0	0	0	0	0	0	0	0	0	0	1	1	0	0	.336
Apr 15	at Vanderbilt-1	*of	4	1	1	0	1	0	0	0	0	0	0	0	0	1	0	2	0	0	.333
Apr 15	at Vanderbilt-2	*of	4	0	0	1	0	0	0	0	0	0	0	0	0	0	1	0	0	0	.324
Apr 18	ARKANSAS STATE	*of	3	2	1	3	0	0	1	1	0	0	0	0	0	0	0	0	0	0	.324
Apr 20	GEORGIA	*of	2	0	1	1	0	0	0	2	0	0	0	0	0	0	0	1	0	0	.326
Apr 21	GEORGIA-1	*of	2	3	1	1	0	0	0	2	1	0	1	0	0	0	0	2	0	0	.329
Apr 21	GEORGIA-2	*of	4	1	0	0	0	0	0	0	1	0	0	0	0	0	2	3	0	0	.320
Apr 24	vs Mississippi State	*of	4	1	1	2	0	0	1	0	0	0	0	0	0	0	1	4	0	0	.318
Apr 26	LSU	*of	3	1	0	0	0	0	0	2	2	0	0	0	0	0	2	0	0	0	.312
Apr 27	LSU	*of	3	0	0	0	0	0	0	1	0	0	0	0	0	0	0	1	0	0	.306
Apr 28	LSU	*of	3	1	1	3	0	0	1	1	0	1	0	0	0	0	0	3	0	0	.306
May 02	ARKANSAS PINE BLU	*of	2	2	1	0	0	0	0	2	1	0	0	0	0	0	0	4	0	0	.309
May 04	at South Carolina	*of	4	0	1	0	0	0	0	0	0	0	0	0	0	1	1	1	0	0	.307
May 05	at South Carolina	*of	5	0	0	0	0	0	0	0	0	0	0	0	0	0	0	3	0	0	.298
May 06	at South Carolina	*of	3	1	1	1	0	0	1	2	0	0	0	0	0	0	0	2	0	0	.299
Totals		49gs	174	48	52	48	10	2	11	36	14	2	4	0	0	3	42	86	1	0	.299

On base pct. .430 • Slugging pct. .569

DILLARD'S CAREER STATS

Year	Avg.	GP	GS	AB	R	H	2B	3B	HR	RBI	TB	SLG%	BB	HBP	SO	GDP	OB%	SF	SH	SB	ATT	PO	A	E	FLD%
2017	.206	48	45	141	17	29	8	0	4	12	49	.348	25	1	51	5	.329	0	0	3	5	56	2	2	.967
2018	.299	49	49	174	48	52	10	2	11	48	99	.569	36	4	42	3	.430	0	0	14	16	86	1	0	1.000
TOTAL	.257	97	94	315	65	81	18	2	15	60	148	.470	61	5	93	8	.386	0	0	17	21	142	3	2	.986



# 7 NICK FORTES




JR. | C | DELAND, FLA. | DELAND HS

SEASON HIGHS	CAREER HIGHS
<ul style="list-style-type: none"> <li>▶ Runs: 3, vs. Arkansas State (4/18)</li> <li>▶ Hits: 3, 3x, MR at Vanderbilt (4/13)</li> <li>▶ Home Runs: 2, vs. Memphis (2/20)</li> <li>▶ RBI: 6, vs. Memphis (2/20)</li> <li>▶ Walks: 3, at Georgia State (3/14)</li> <li>▶ Stolen Bases: 1, 8x, MR vs. Arkansas Pine Bluff (5/2)</li> <li>▶ Assists: 4, at Texas A&amp;M (3/23)</li> </ul>	<ul style="list-style-type: none"> <li>▶ Runs: 4, vs. ULM (5/2/17)</li> <li>▶ Hits: 3, 8x, MR at Vanderbilt (4/13/18)</li> <li>▶ Home Runs: 2, 2x, MR vs. Memphis (2/20/18)</li> <li>▶ RBI: 6, 2x, MR vs. Memphis (2/20/18)</li> <li>▶ Walks: 3, at Georgia State (3/14/18)</li> <li>▶ Stolen Bases: 1, 8x, MR vs. Arkansas Pine Bluff (5/2/18)</li> <li>▶ Assists: 4, 2x, MR at Texas A&amp;M (3/23/18)</li> </ul>

Date	Opponent	Pos	AB	R	H	RBI	2B	3B	HR	BB	SB	CS	HBP	SAC	SF	GDP	K	PO	A	E	Avg
Feb 16	WINTHROP	*1b	4	1	1	0	0	0	0	0	0	0	0	0	0	0	1	8	0	0	.250
Feb 17	WINTHROP	*c	5	1	1	0	1	0	0	0	0	0	0	0	0	0	1	10	1	0	.222
Feb 18	WINTHROP	*1b	3	0	1	0	0	0	0	1	0	0	0	0	0	0	0	7	1	0	.250
Feb 20	MEMPHIS	*c	4	2	3	6	0	0	2	0	0	0	0	0	1	0	10	2	0	.375	
Feb 23	TULANE	*1b	4	1	1	0	0	0	0	0	1	0	0	0	0	0	0	5	1	0	.350
Feb 24	TULANE	*c	4	1	1	0	1	0	0	1	0	0	0	0	0	0	0	8	1	0	.333
Feb 25	TULANE	*1b	4	1	0	0	0	0	0	0	0	0	0	0	0	0	0	8	1	1	.286
Feb 27	MURRAY STATE	*c	4	1	1	0	0	0	0	1	0	0	0	0	0	1	0	14	1	0	.281
Mar 03	at Long Beach State-1	*c	3	0	2	0	0	0	0	1	1	0	0	0	0	0	0	5	0	0	.314
Mar 03	at Long Beach State-2	*1b	4	1	1	1	0	0	1	0	0	0	0	0	0	0	13	1	0	.308	
Mar 04	at Long Beach State	*1b/c	5	1	2	1	0	0	0	1	0	0	0	0	0	1	1	6	1	0	.318
Mar 06	AUSTIN PEAY	*c	3	1	0	0	0	0	0	2	0	0	0	0	0	0	0	9	1	0	.298
Mar 07	LITTLE ROCK	*c	3	1	1	3	0	0	0	2	1	0	0	0	0	0	1	17	1	0	.300
Mar 09	EASTERN ILLINOIS	*1b	4	1	1	1	0	0	0	0	0	0	0	0	0	0	1	6	0	0	.296
Mar 09	EASTERN ILLINOIS	*c	2	1	0	0	0	0	0	1	0	0	0	0	1	0	0	9	1	0	.286
Mar 11	EASTERN ILLINOIS	*1b	3	0	1	0	0	0	0	1	0	1	0	0	0	0	0	7	0	0	.288
Mar 13	at Georgia State	*1b	3	2	1	1	0	0	0	1	0	0	0	0	0	0	2	4	1	0	.290
Mar 14	at Georgia State	*c	2	2	1	3	0	0	0	3	1	0	0	0	1	0	0	7	0	0	.297
Mar 16	TENNESSEE	*1b/c	4	0	1	1	0	0	0	0	0	0	0	0	0	0	0	9	1	0	.294
Mar 17	TENNESSEE	*c	4	0	1	0	1	0	0	0	0	0	0	0	0	0	0	10	0	0	.292
Mar 18	TENNESSEE	*c	4	1	1	0	0	0	0	0	1	0	0	0	0	0	1	11	0	0	.289
Mar 20	NEW ORLEANS	*1b	3	1	1	0	0	0	0	1	0	0	0	0	0	0	0	7	0	0	.291
Mar 22	at Texas A&M	*c	4	2	2	3	0	0	1	0	0	0	0	0	0	1	0	15	0	1	.301
Mar 23	at Texas A&M	*1b/of	4	1	0	0	0	0	0	0	0	0	1	0	0	0	1	9	4	0	.287
Mar 24	at Texas A&M	*c	3	0	0	0	0	0	0	2	0	0	0	0	0	0	0	6	1	0	.278
Mar 27	SOUTHERN MISS	*c	4	1	2	1	0	0	0	0	0	0	0	0	0	0	0	11	1	0	.287
Mar 29	ARKANSAS	*c	4	0	0	0	0	0	0	0	0	0	0	0	0	0	2	12	0	0	.276
Mar 30	ARKANSAS	*1b/c	3	1	1	2	0	0	1	1	0	0	0	0	0	1	0	15	2	0	.277
Mar 31	ARKANSAS	*c	2	0	0	1	0	0	0	2	0	0	0	0	1	1	0	3	0	0	.272
Apr 04	at Memphis	*of	3	2	1	1	0	0	0	1	0	0	0	0	0	0	1	2	0	0	.274
Apr 7	at Mississippi State-1	*of	4	2	1	2	0	0	1	0	0	0	0	0	0	0	0	0	0	0	.273
Apr 7	at Mississippi State-2	*c	5	0	3	1	1	0	0	0	0	0	0	0	0	0	0	12	1	0	.287
Apr 8	at Mississippi State	*c	5	0	1	1	0	0	0	1	1	0	0	0	0	1	1	10	1	0	.283
Apr 10	vs Southern Miss	*c	3	1	0	1	0	0	0	1	0	0	1	0	1	0	1	11	0	0	.276
Apr 13	at Vanderbilt	*c	5	0	3	3	1	1	0	1	0	0	0	0	0	0	0	9	3	0	.289
Apr 15	at Vanderbilt-1	*c	4	0	0	0	0	0	0	0	0	0	0	0	0	0	1	7	1	0	.280
Apr 15	at Vanderbilt-2	*c	4	0	2	2	2	0	0	0	1	1	0	0	0	0	0	11	1	0	.287
Apr 18	ARKANSAS STATE	*1b	3	3	2	0	1	0	0	1	0	0	0	0	0	0	0	7	1	0	.295
Apr 20	GEORGIA	*c	4	0	2	0	0	0	0	0	0	0	0	0	0	0	1	6	2	0	.301
Apr 21	GEORGIA-1	*c	3	1	0	0	0	0	0	2	0	0	0	0	0	0	0	5	1	1	.295
Apr 21	GEORGIA-2	*1b	3	0	0	0	0	0	0	1	0	0	0	0	0	0	1	5	0	0	.289
Apr 24	vs Mississippi State	*c	3	1	1	0	0	0	0	1	0	1	0	0	0	0	0	5	0	0	.289
Apr 26	LSU	*c	4	2	2	2	0	0	0	1	0	0	0	0	0	0	0	6	0	0	.295
Apr 27	LSU	*c	3	1	2	2	0	0	1	1	0	0	0	0	0	0	0	10	1	0	.302
Apr 28	LSU	*c	4	1	0	0	0	0	0	0	0	0	0	0	0	0	0	8	0	0	.294
May 02	ARKANSAS PINE BLU	*1b	3	1	1	3	0	0	1	2	1	0	0	0	0	0	0	8	0	1	.295
May 04	at South Carolina	*c	3	0	0	0	0	0	0	1	0	0	0	0	0	0	0	6	0	1	.290
May 05	at South Carolina	*c	3	1	1	0	1	0	0	2	0	0	0	0	0	0	1	8	1	0	.291
May 06	at South Carolina	*c	4	2	2	1	0	0	1	1	0	0	0	0	0	0	1	12	1	0	.295
Totals		49gs	176	43	52	43	9	1	10	38	8	3	2	0	5	6	19	409	37	5	.295

On base pct. .416 • Slugging pct. .528

FORTES' CAREER STATS																									
Year	Avg.	GP	GS	AB	R	H	2B	3B	HR	RBI	TB	SLG%	BB	HBP	SO	GDP	OB%	SF	SH	SB	ATT	PO	A	E	FLD%
2016	.194	17	11	36	7	7	0	0	0	1	7	.194	5	4	7	0	.356	0	0	0	0	103	14	0	1.000
2017	.319	44	38	138	18	44	8	0	5	32	67	.486	12	2	15	3	.382	0	7	0	0	306	23	5	.985
2018	.295	49	49	176	43	52	9	1	10	43	93	.528	38	2	19	6	.416	5	0	8	11	409	37	5	.989
TOTAL	.294	110	98	350	68	103	17	1	15	76	167	.477	55	8	41	9	.397	5	7	8	11	818	74	10	.989



8

# WILL GOLSAN




SR. | INF/OF | COLUMBUS, MISS. | NEW HOPE HS

SEASON HIGHS	CAREER HIGHS
<ul style="list-style-type: none"> <li>▶ Runs: 2, 5x, MR vs. Georgia (4/21)</li> <li>▶ Hits: 3, 4x, MR at South Carolina (5/6)</li> <li>▶ Home Runs: 2, vs. Georgia (4/21)</li> <li>▶ RBI: 3, 2x, MR vs. LSU (4/26)</li> <li>▶ Walks: 3, at Georgia State (3/14)</li> <li>▶ Stolen Bases: 1, 3x, MR vs. Tennessee (3/19)</li> <li>▶ Assists: 1, 3x, MR vs. Eastern Illinois (3/9)</li> </ul>	<ul style="list-style-type: none"> <li>▶ Runs: 4 vs. Arkansas State (2/21/17)</li> <li>▶ Hits: 4 vs. Arkansas State (2/21/17)</li> <li>▶ Home Runs: 2, vs. Georgia (4/21/18)</li> <li>▶ RBI: 4, 2x, MR vs. Arkansas (4/10/16)</li> <li>▶ Walks: 3, 5x, MR at Georgia State (3/14/18)</li> <li>▶ Stolen Bases: 2, vs. Georgia State (3/8/17)</li> <li>▶ Assists: 7 at Missouri (5/3/15)</li> </ul>

Date	Opponent	Pos	AB	R	H	RBI	2B	3B	HR	BB	SB	CS	HBP	SAC	SF	GDP	K	PO	A	E	Avg
Feb 16	WINTHROP	*of	4	0	1	1	0	0	0	0	0	0	0	0	0	0	2	1	0	1	.250
Feb 17	WINTHROP	*of	5	0	1	1	0	0	0	0	1	0	0	0	0	0	1	0	0	0	.222
Feb 18	WINTHROP	*of	2	1	0	0	0	0	0	2	1	0	0	0	0	0	0	3	0	0	.182
Feb 20	MEMPHIS	*of	4	1	0	0	0	0	0	1	0	0	0	0	0	0	2	2	0	0	.133
Feb 23	TULANE	*of	3	0	0	0	0	0	0	1	0	0	0	0	0	0	0	4	0	0	.111
Feb 24	TULANE	*of	3	1	1	1	0	0	0	0	0	0	0	0	1	0	0	2	0	0	.143
Feb 25	TULANE	*of	4	1	2	2	0	0	0	0	0	0	0	0	0	0	4	0	0	0	.200
Feb 27	MURRAY STATE	*of	5	0	0	0	0	0	0	0	0	0	0	0	0	0	2	1	0	0	.167
Mar 03	at Long Beach State-1	*of	4	0	0	0	0	0	0	0	0	0	0	0	0	0	2	2	1	0	.147
Mar 03	at Long Beach State-2	*of	4	1	3	0	1	0	0	0	0	0	0	0	0	0	0	1	0	0	.211
Mar 04	at Long Beach State	*of	4	1	1	2	0	0	0	1	0	0	0	0	0	0	0	2	0	0	.214
Mar 06	AUSTIN PEAY	*of	5	1	2	1	1	0	0	0	0	0	0	0	0	0	0	3	0	0	.234
Mar 07	LITTLE ROCK	*of	4	0	1	2	0	0	0	0	0	0	0	0	1	0	0	0	1	0	.235
Mar 09	EASTERN ILLINOIS	*of	3	0	0	1	0	0	0	0	0	0	0	0	1	0	0	2	0	0	.222
Mar 09	EASTERN ILLINOIS	*of	4	0	1	2	0	0	0	0	0	0	0	0	0	0	0	1	1	0	.224
Mar 11	EASTERN ILLINOIS	*of	3	1	1	1	1	0	0	0	0	0	0	0	1	0	0	4	0	0	.230
Mar 13	at Georgia State	*of	3	0	1	1	1	0	0	0	0	1	1	0	0	0	1	0	0	0	.234
Mar 14	at Georgia State	*of	3	1	1	0	0	0	0	3	0	0	0	0	0	0	1	3	0	0	.239
Mar 16	TENNESSEE	*of	4	0	1	1	1	0	0	0	0	0	0	0	0	0	0	1	0	0	.239
Mar 17	TENNESSEE	*of	4	0	1	0	0	0	0	0	1	0	0	0	0	0	0	3	0	0	.240
Mar 18	TENNESSEE	*of	4	0	0	0	0	0	0	0	0	0	0	0	0	0	1	2	0	0	.228
Mar 20	NEW ORLEANS	*of	4	2	2	1	1	1	0	1	0	0	0	0	0	1	1	3	0	0	.241
Mar 22	at Texas A&M	*of	4	0	0	0	0	0	0	0	0	0	0	0	0	0	2	2	0	0	.230
Mar 23	at Texas A&M	*of	4	0	1	1	1	0	0	0	0	0	0	0	0	0	0	3	0	0	.231
Mar 24	at Texas A&M	*of	5	2	3	2	2	0	0	0	0	0	0	0	0	0	0	1	0	0	.250
Mar 27	SOUTHERN MISS	*of	4	0	0	0	0	0	0	0	0	0	0	0	0	0	2	4	0	0	.240
Mar 29	ARKANSAS	*of	4	0	1	0	0	0	0	0	0	0	0	0	0	0	0	3	0	0	.240
Mar 30	ARKANSAS	*of	3	1	0	0	0	0	0	1	0	0	0	0	0	0	0	2	0	0	.234
Mar 31	ARKANSAS	*of	4	1	1	0	0	0	0	0	0	0	0	0	0	0	0	4	0	0	.234
Apr 04	at Memphis	*of	5	1	3	1	0	1	0	0	0	0	0	0	0	0	0	2	0	0	.250
Apr 7	at Mississippi State-1	*of	3	0	0	0	0	0	0	0	0	0	0	0	0	0	0	0	0	0	.244
Apr 7	at Mississippi State-2	*of	5	1	1	0	0	0	0	0	0	0	0	0	0	0	2	1	0	0	.242
Apr 8	at Mississippi State	*of	3	0	1	1	0	0	0	1	0	0	0	0	1	0	1	5	0	0	.244
Apr 10	vs Southern Miss	*of	5	2	2	0	0	0	0	0	0	0	0	0	0	0	1	4	0	0	.250
Apr 13	at Vanderbilt	*of	3	1	2	2	0	0	1	1	0	0	1	0	0	0	0	3	0	0	.259
Apr 15	at Vanderbilt-1	*of	3	2	2	1	0	0	0	0	0	0	0	0	1	0	1	1	0	0	.268
Apr 15	at Vanderbilt-2	*of	3	1	1	0	0	0	0	0	0	0	0	0	0	0	1	0	0	0	.270
Apr 18	ARKANSAS STATE	*of	4	0	2	2	1	0	0	0	0	0	0	0	0	0	0	0	0	0	.276
Apr 20	GEORGIA	*of	4	0	1	0	0	0	0	0	0	0	0	0	0	0	0	4	0	1	.275
Apr 21	GEORGIA-1	*of	3	0	1	2	0	0	0	1	0	0	1	0	0	0	1	3	0	0	.276
Apr 21	GEORGIA-2	*of	4	2	3	3	0	0	2	0	0	0	0	0	0	0	0	2	0	0	.288
Apr 24	vs Mississippi State	*of	2	1	0	0	0	0	0	2	0	0	0	0	0	0	0	3	0	0	.285
Apr 26	LSU	*of	5	1	2	3	0	0	0	0	0	1	0	0	0	0	0	3	0	0	.288
Apr 27	LSU	*of	3	0	0	0	0	0	0	1	0	0	0	0	0	0	0	1	0	0	.283
Apr 28	LSU	*of	3	1	0	0	0	0	0	0	0	0	1	0	0	0	2	3	0	0	.278
May 02	ARKANSAS PINE BLU	*of	4	0	1	2	0	0	0	1	0	0	0	0	0	0	0	2	0	0	.277
May 04	at South Carolina	*of	4	0	0	0	0	0	0	0	0	0	0	0	0	1	2	7	0	0	.271
May 05	at South Carolina	*of	4	1	2	1	0	0	0	0	0	0	1	0	0	0	0	2	0	0	.276
May 06	at South Carolina	*of	5	1	3	0	0	0	0	0	0	1	0	0	0	0	0	1	0	0	.285
Totals		49gs	186	30	53	38	10	2	3	17	3	3	5	0	6	2	28	110	3	2	.285

On base pct. .350 • Slugging pct. .409

GOLSAN'S CAREER STATS																									
Year	Avg.	GP	GS	AB	R	H	2B	3B	HR	RBI	TB	SLG%	BB	HBP	SO	GDP	OB%	SF	SH	SB	ATT	PO	A	E	FLD%
2015	.290	53	45	186	31	54	9	0	0	26	63	.339	23	2	24	9	.367	4	0	3	8	48	100	11	.931
2016	.273	62	61	231	45	63	11	2	3	31	87	.377	21	6	37	5	.345	3	1	5	7	463	37	12	.977
2017	.312	57	57	221	41	69	12	0	3	22	90	.407	19	4	34	5	.372	3	4	7	10	93	7	2	.980
2018	.285	49	49	186	30	53	10	2	3	38	76	.409	17	5	28	2	.350	6	0	3	6	110	3	2	.983
<b>TOTAL</b>	<b>.290</b>	<b>221</b>	<b>212</b>	<b>824</b>	<b>147</b>	<b>239</b>	<b>42</b>	<b>4</b>	<b>9</b>	<b>117</b>	<b>316</b>	<b>.383</b>	<b>80</b>	<b>17</b>	<b>123</b>	<b>21</b>	<b>.359</b>	<b>16</b>	<b>5</b>	<b>18</b>	<b>31</b>	<b>714</b>	<b>147</b>	<b>27</b>	<b>.970</b>



9

# MICHAEL SPEARS



FR. | OF | WINTER PARK, FLA. | ORANGEWOOD CHRISTIAN

### SEASON HIGHS

- ▶ Runs: 1, 5x, MR vs. Arkansas State (4/18)
- ▶ Hits: 1, 3x, MR at Georgia State (3/14)
- ▶ Home Runs: --
- ▶ RBI: 1, 3x, MR vs. Southern Miss (4/10)
- ▶ Walks: 2, at Georgia State (3/14)
- ▶ Stolen Bases: --
- ▶ Assists: --

### CAREER HIGHS


- ▶ Runs: 1, 5x, MR vs. Arkansas State (4/18)
- ▶ Hits: 1, 3x, MR at Georgia State (3/14/18)
- ▶ Home Runs: --
- ▶ RBI: 1, 3x, MR vs. Southern Miss (4/10/18)
- ▶ Walks: 2, at Georgia State (3/14/18)
- ▶ Stolen Bases: --
- ▶ Assists: --

Date	Opponent	Pos	AB	R	H	RBI	2B	3B	HR	BB	SB	CS	HBP	SAC	SF	GDP	K	PO	A	E	Avg	
Feb 17	WINTHROP	ph/of	1	0	1	1	1	0	0	0	0	0	0	0	0	0	0	0	0	0	0	1.000
Feb 20	MEMPHIS	ph/of	1	0	0	0	0	0	0	0	0	0	0	0	0	0	1	0	0	0	0	.500
Feb 24	TULANE	ph/of	1	0	0	0	0	0	0	0	0	0	0	0	0	0	1	0	0	0	0	.333
Feb 27	MURRAY STATE	of	0	0	0	0	0	0	0	0	0	0	0	0	0	0	0	0	0	0	0	.333
Mar 04	at Long Beach State	ph/of	1	0	0	0	0	0	0	1	0	0	0	0	0	0	0	0	0	0	0	.250
Mar 06	AUSTIN PEAY	ph/of	1	1	1	1	0	0	0	0	0	0	0	0	0	0	0	0	0	0	0	.400
Mar 07	LITTLE ROCK	ph	0	1	0	0	0	0	0	1	0	0	0	0	0	0	0	0	0	0	0	.400
Mar 14	at Georgia State	ph/of	0	1	0	1	0	0	0	2	0	0	0	0	0	0	0	0	0	0	0	.400
Mar 16	TENNESSEE	pr	0	0	0	0	0	0	0	0	0	0	0	0	0	0	0	0	0	0	0	.400
Mar 20	NEW ORLEANS	ph/of	0	0	0	0	0	0	0	1	0	0	0	0	0	0	0	0	0	0	0	.400
Mar 23	at Texas A&M	of	2	0	0	0	0	0	0	0	0	0	0	0	0	0	1	0	0	0	0	.286
Apr 04	at Memphis	ph/of	1	0	0	0	0	0	0	0	0	0	0	0	0	0	1	1	0	0	0	.250
Apr 7	at Mississippi State-1	ph	1	0	0	0	0	0	0	0	0	0	0	0	0	0	0	0	0	0	0	.222
Apr 10	vs Southern Miss	ph/of	0	0	0	1	0	0	0	1	0	0	0	0	0	0	0	0	0	0	0	.222
Apr 15	at Vanderbilt-1	pr	0	1	0	0	0	0	0	0	0	0	0	0	0	0	0	0	0	0	0	.222
Apr 18	ARKANSAS STATE	pr/of	2	1	0	0	0	0	0	0	0	0	0	0	0	0	1	2	0	0	0	.182
Apr 24	vs Mississippi State	pr/of	0	0	0	0	0	0	0	0	0	0	0	0	0	0	0	0	0	0	0	.182
Apr 26	LSU	of	1	0	0	0	0	0	0	0	0	0	0	0	0	0	0	0	0	0	0	.167
May 02	ARKANSAS PINE BLU	ph/of	2	0	0	0	0	0	0	0	0	0	0	0	0	0	0	0	0	0	0	.143
May 04	at South Carolina	ph	1	0	0	0	0	0	0	0	0	0	0	0	0	0	1	0	0	0	0	.133
May 05	at South Carolina	of	1	0	0	0	0	0	0	0	0	0	0	0	0	0	1	2	0	0	0	.125
Totals		Ogs	16	5	2	4	1	0	0	6	0	0	0	0	0	0	7	5	0	0	0	.125

On base pct. .364 • Slugging pct. .188

### SPEARS' CAREER STATS

Year	Avg.	GP	GS	AB	R	H	2B	3B	HR	RBI	TB	SLG%	BB	HBP	SO	GDP	OB%	SF	SH	SB	ATT	PO	A	E	FLD%
2018	.125	21	0	16	5	2	1	0	0	4	3	.188	6	0	7	0	.364	0	0	0	0	5	0	0	1.000
TOTAL	.125	21	0	16	5	2	1	0	0	4	3	.188	6	0	7	0	.364	0	0	0	0	5	0	0	1.000



# 10 TYLER KEENAN



FR. | INF | CLAYTON, N.C. | CLEVELAND HS

SEASON HIGHS	CAREER HIGHS
▶ Runs: 3, 2x, MR vs. LSU (4/26)	▶ Runs: 3, 2x, MR vs. LSU (4/26/18)
▶ Hits: 3, 3x, MR vs. Southern Miss (4/10)	▶ Hits: 3, 3x, MR vs. Southern Miss (4/10/18)
▶ Home Runs: 1, 5x, MR at Vanderbilt (4/15)	▶ Home Runs: 1, 5x, MR at Vanderbilt (4/15/18)
▶ RBI: 4, vs. Austin Peay (3/6)	▶ RBI: 4, vs. Austin Peay (3/6/18)
▶ Walks: 2, vs. Murray State (2/27)	▶ Walks: 2, vs. Murray State (2/27/18)
▶ Stolen Bases: 1, at Memphis (4/4)	▶ Stolen Bases: 1, at Memphis (4/4/18)
▶ Assists: 4, 3x, MR at South Carolina (5/6)	▶ Assists: 4, 3x, MR at South Carolina (5/6/18)

Date	Opponent	Pos	AB	R	H	RBI	2B	3B	HR	BB	SB	CS	HBP	SAC	SF	GDP	K	PO	A	E	Avg
Feb 16	WINTHROP	*3b	4	0	2	2	1	0	0	0	0	0	0	0	0	0	1	0	2	0	.500
Feb 18	WINTHROP	*3b	2	0	0	0	0	0	0	0	0	0	0	0	0	0	0	2	0	0	.333
Feb 23	TULANE	*3b	3	0	0	0	0	0	0	0	0	0	0	0	0	0	2	0	0	0	.222
Feb 25	TULANE	*3b	2	0	1	0	0	0	0	1	0	1	0	0	0	0	1	0	1	0	.273
Feb 27	MURRAY STATE	ph/dh	0	0	0	0	0	0	0	2	0	0	0	0	0	0	0	0	0	0	.273
Mar 03	at Long Beach State-2	ph/3b	1	0	0	0	0	0	0	0	0	0	0	0	0	0	1	1	1	0	.250
Mar 04	at Long Beach State	*3b	5	1	2	0	0	0	0	0	0	0	0	0	0	0	0	1	1	0	.294
Mar 06	AUSTIN PEAY	*3b	4	1	2	4	1	0	1	0	0	0	0	0	0	0	0	0	1	0	.333
Mar 07	LITTLE ROCK	3b	1	2	1	0	0	0	0	0	0	0	1	0	0	0	0	0	0	0	.364
Mar 09	EASTERN ILLINOIS	*3b	3	0	1	1	1	0	0	1	0	0	0	0	0	1	0	0	2	0	.360
Mar 09	EASTERN ILLINOIS	*3b	3	0	0	0	0	0	0	0	0	0	0	0	0	0	0	0	3	0	.321
Mar 11	EASTERN ILLINOIS	*3b	4	0	0	0	0	0	0	0	0	0	0	0	0	0	1	0	2	0	.281
Mar 16	TENNESSEE	ph	0	0	0	0	0	0	0	1	0	0	0	0	0	0	0	0	0	0	.281
Mar 17	TENNESSEE	*3b	2	2	0	0	0	0	0	1	0	0	1	0	0	0	0	0	3	0	.265
Mar 18	TENNESSEE	*3b	2	0	0	0	0	0	0	1	0	0	1	0	0	0	0	1	2	0	.250
Mar 20	NEW ORLEANS	*3b	2	1	0	0	0	0	0	1	0	0	0	0	0	0	0	0	1	0	.237
Mar 22	at Texas A&M	*3b	3	0	0	0	0	0	0	0	0	0	0	0	0	0	1	0	3	0	.220
Mar 24	at Texas A&M	*3b	4	1	3	2	1	0	1	0	0	0	0	0	0	0	1	0	1	0	.267
Mar 27	SOUTHERN MISS	*3b	2	1	2	0	0	0	0	0	0	0	0	0	0	0	0	0	1	0	.298
Mar 29	ARKANSAS	*3b	3	0	1	0	0	0	0	0	0	0	0	0	0	1	1	1	4	0	.300
Mar 30	ARKANSAS	*3b	3	0	1	1	0	0	0	0	0	0	1	0	0	0	0	0	2	0	.302
Mar 31	ARKANSAS	*3b	4	3	3	3	0	0	1	0	0	0	0	0	0	0	1	2	0	0	.333
Apr 04	at Memphis	*3b	4	2	2	0	0	0	0	0	1	0	1	0	0	1	1	0	3	1	.344
Apr 7	at Mississippi State-1	*3b	3	0	0	0	0	0	0	0	0	0	0	0	0	0	1	0	2	0	.328
Apr 7	at Mississippi State-2	*3b	5	1	2	1	0	0	0	0	0	0	0	0	0	0	1	0	0	0	.333
Apr 8	at Mississippi State	*3b	4	1	2	2	0	0	1	0	0	0	0	0	1	1	1	2	2	0	.342
Apr 10	vs Southern Miss	*3b	5	2	3	1	0	0	0	0	0	0	0	0	0	0	0	3	1	0	.359
Apr 13	at Vanderbilt	*3b	3	0	0	1	0	0	0	1	0	0	1	0	0	0	1	1	1	0	.346
Apr 15	at Vanderbilt-1	*3b	2	0	1	1	1	0	0	0	0	0	1	0	0	0	0	0	2	0	.349
Apr 15	at Vanderbilt-2	*3b	2	2	1	1	0	0	1	1	0	0	0	0	0	0	1	0	1	0	.353
Apr 18	ARKANSAS STATE	*3b	4	0	0	0	0	0	0	0	0	0	0	0	0	0	1	1	0	0	.337
Apr 20	GEORGIA	*3b	2	0	0	0	0	0	0	0	0	0	0	0	0	0	0	0	0	0	.330
Apr 21	GEORGIA-1	*3b	4	0	1	3	0	0	0	0	0	0	0	0	1	0	2	1	0	0	.326
Apr 21	GEORGIA-2	*3b	4	0	1	1	1	0	0	0	0	1	0	0	0	0	2	1	1	0	.323
Apr 24	vs Mississippi State	*3b	4	0	0	0	0	0	0	0	0	0	0	0	0	0	3	0	2	0	.311
Apr 26	LSU	*3b	2	3	2	0	0	0	0	1	0	0	1	0	0	0	0	0	3	0	.324
Apr 27	LSU	*3b	4	0	0	0	0	0	0	0	0	0	0	0	0	0	0	3	0	4	.312
Apr 28	LSU	*3b	3	2	2	0	2	0	0	0	0	0	1	0	0	0	0	0	2	0	.321
May 02	ARKANSAS PINE BLU	*3b	4	0	1	0	0	0	0	0	0	0	0	0	0	0	0	0	2	0	.319
May 04	at South Carolina	*3b	4	0	0	0	0	0	0	0	0	0	0	0	0	0	2	1	1	1	.308
May 05	at South Carolina	*3b	5	1	1	1	0	0	0	0	0	0	0	0	0	0	2	0	1	0	.304
May 06	at South Carolina	*3b	5	0	1	0	1	0	0	0	0	0	0	0	0	0	1	2	4	0	.300
Totals		38gs	130	26	39	25	9	0	5	11	1	2	9	0	2	4	32	20	62	2	.300

On base pct. .388 • Slugging pct. .485

KEENAN'S CAREER STATS																									
Year	Avg.	GP	GS	AB	R	H	2B	3B	HR	RBI	TB	SLG%	BB	HBP	SO	GDP	OB%	SF	SH	SB	ATT	PO	A	E	FLD%
2018	.300	42	38	130	26	39	9	0	5	25	63	.485	11	9	32	4	.388	2	0	1	3	20	62	2	.976
TOTAL	.300	42	38	130	26	39	9	0	5	25	63	.485	11	9	32	4	.388	2	0	1	3	20	62	2	.976



11

# CHASE COCKRELL



JR. | INF | BASTROP, LA. | HINDS CC

SEASON HIGHS
▶ Runs: 3, 2x, MR vs. Arkansas (3/31)
▶ Hits: 3, 5x, MR at South Carolina (5/6)
▶ Home Runs: 2, 2x, MR at South Carolina (5/6)
▶ RBI: 3, 4x, MR at South Carolina (5/6)
▶ Walks: 2, vs. Arkansas (3/31)
▶ Stolen Bases: 1, vs. LSU (4/27)
▶ Assists: --

CAREER HIGHS
▶ Runs: 3, 2x, MR vs. Arkansas (3/31/18)
▶ Hits: 3, 5x, MR at South Carolina (5/6/18)
▶ Home Runs: 2, 2x, MR at South Carolina (5/6/18)
▶ RBI: 3, 4x, MR at South Carolina (5/6/18)
▶ Walks: 2, vs. Arkansas (3/31/18)
▶ Stolen Bases: 1, vs. LSU (4/27/18)
▶ Assists: 2, at Kentucky (3/25/17)

Date	Opponent	Pos	AB	R	H	RBI	2B	3B	HR	BB	SB	CS	HBP	SAC	SF	GDP	K	PO	A	E	Avg
Feb 17	WINTHROP	*dh	3	2	3	0	1	0	0	0	0	0	0	0	0	0	0	0	0	0	1.000
Feb 20	MEMPHIS	*dh	4	0	1	0	0	0	0	0	0	1	0	0	0	0	0	3	0	0	.571
Feb 24	TULANE	*dh	3	2	2	1	1	0	0	1	0	0	0	0	0	0	1	0	0	.600	
Feb 25	TULANE	ph	1	0	0	0	0	0	0	0	0	0	0	0	0	0	0	0	0	.545	
Feb 27	MURRAY STATE	*dh	3	0	1	1	0	0	0	0	0	0	0	0	0	0	0	0	0	.500	
Mar 03	at Long Beach State-2	*dh	4	1	0	0	0	0	0	0	0	0	0	0	0	0	2	0	0	.389	
Mar 04	at Long Beach State	dh	2	1	1	2	0	0	1	0	0	0	0	0	0	0	0	0	0	.400	
Mar 06	AUSTIN PEAY	*dh	3	1	3	0	2	0	0	1	0	0	0	0	0	0	0	0	0	.478	
Mar 09	EASTERN ILLINOIS	*dh	2	0	1	2	0	0	0	0	0	0	1	0	1	0	1	0	0	.480	
Mar 09	EASTERN ILLINOIS	*dh	3	0	1	0	0	0	0	0	0	0	0	0	0	0	2	0	0	.464	
Mar 11	EASTERN ILLINOIS	*dh	3	3	3	2	0	0	2	0	0	0	0	0	0	0	0	0	0	.516	
Mar 14	at Georgia State	*dh	4	2	1	3	1	0	0	0	0	0	0	0	0	0	2	0	0	.486	
Mar 16	TENNESSEE	*dh	3	0	0	0	0	0	0	1	0	0	0	0	0	0	0	0	0	.447	
Mar 20	NEW ORLEANS	*dh	3	0	1	0	0	0	0	0	0	0	0	0	0	0	1	0	0	.439	
Mar 22	at Texas A&M	*dh	4	0	0	0	0	0	0	0	0	0	0	0	0	0	3	0	0	.400	
Mar 23	at Texas A&M	*dh	3	2	3	0	0	0	0	1	0	0	0	0	0	0	0	0	0	.438	
Mar 24	at Texas A&M	*dh	5	0	2	1	0	0	0	0	0	0	0	0	0	0	1	0	0	.434	
Mar 27	SOUTHERN MISS	*dh	4	1	1	2	1	0	0	0	0	0	0	0	0	1	0	0	0	.421	
Mar 29	ARKANSAS	*dh	4	1	1	0	0	0	0	0	0	0	0	0	0	1	0	0	0	.410	
Mar 30	ARKANSAS	*dh	4	1	1	0	1	0	0	0	0	0	0	0	0	0	2	0	0	.400	
Mar 31	ARKANSAS	*dh	2	3	1	0	0	0	0	2	0	0	0	0	0	0	1	0	0	.403	
Apr 04	at Memphis	*dh	2	0	0	0	0	0	0	1	0	0	0	0	0	0	1	0	0	.391	
Apr 7	at Mississippi State-1	*dh	3	0	0	0	0	0	0	0	0	0	0	0	0	0	1	0	0	.375	
Apr 7	at Mississippi State-2	*dh	4	1	2	1	2	0	0	0	0	0	1	0	0	0	2	0	0	.382	
Apr 8	at Mississippi State	*dh	4	0	1	0	0	0	0	1	0	0	0	0	0	0	1	0	0	.375	
Apr 10	vs Southern Miss	*dh	3	1	2	3	0	0	1	0	0	0	1	0	0	0	0	0	0	.386	
Apr 13	at Vanderbilt	*dh	4	0	0	1	0	0	0	0	0	0	0	0	1	0	2	0	0	.368	
Apr 15	at Vanderbilt-1	*dh	2	0	0	1	0	0	0	0	0	0	1	0	0	0	1	0	0	.360	
Apr 15	at Vanderbilt-2	*dh	2	1	1	0	0	0	0	0	0	0	0	0	0	0	1	0	0	.363	
Apr 20	GEORGIA	*dh	4	0	1	0	0	0	0	0	0	0	0	0	0	0	0	0	0	.358	
Apr 21	GEORGIA-1	*dh	4	0	1	0	0	0	0	0	0	0	0	0	0	0	1	0	0	.354	
Apr 21	GEORGIA-2	*dh	4	1	1	0	0	0	0	0	0	0	0	0	0	0	2	0	0	.350	
Apr 24	vs Mississippi State	*dh	4	2	2	1	1	0	0	0	0	0	0	0	0	0	1	0	0	.355	
Apr 26	LSU	*dh	3	2	1	2	0	0	0	1	0	0	0	0	0	0	2	0	0	.355	
Apr 27	LSU	*dh	3	0	0	0	0	0	0	1	1	0	0	0	0	0	0	0	0	.345	
Apr 28	LSU	*dh	4	1	1	3	0	0	1	0	0	0	0	0	0	0	0	0	0	.342	
May 04	at South Carolina	*dh	2	1	1	0	0	0	0	1	0	0	1	0	0	0	0	0	0	.345	
May 05	at South Carolina	*dh	2	0	0	0	0	0	0	1	0	0	0	0	0	0	2	0	0	.339	
May 06	at South Carolina	*dh	4	2	3	3	0	0	2	0	0	0	0	0	1	0	0	0	0	.352	
Totals		37gs	125	32	44	29	10	0	7	12	1	1	5	0	3	2	36	0	0	.352	

On base pct. .421 • Slugging pct. .600

COCKRELL'S CAREER STATS

Year	Avg.	GP	GS	AB	R	H	2B	3B	HR	RBI	TB	SLG%	BB	HBP	SO	GDP	OB%	SF	SH	SB	ATT	PO	A	E	FLD%
2017	.239	25	19	67	10	16	3	0	2	6	25	.373	4	1	27	0	.292	0	0	0	0	77	3	2	.976
2018	.352	39	37	125	32	44	10	0	7	29	75	.600	12	5	36	2	.421	3	0	1	2	0	0	.000	
TOTAL	.313	64	56	192	42	60	13	0	9	35	100	.521	16	6	63	2	.378	3	0	1	2	77	3	2	.976



12

# GREER HOLSTON



SO. | RHP | LONG BEACH, MISS. | ST. STANISLAUS HS


SEASON HIGHS	
▶ IP (Start):	--
▶ IP (Relief):	3.1, at Mississippi State (4/24)
▶ Strikeouts:	4, vs. Arkansas (3/30)
▶ ER Allowed:	3, at Mississippi State (4/7)
▶ Runs Allowed:	5, at Mississippi State (4/7)
▶ Walks:	1, 5x, MR at South Carolina (5/5)
▶ Hits Allowed:	7, at Mississippi State (4/7)

CAREER HIGHS	
▶ IP (Start):	7.0 vs. Furman (3/12/17)
▶ IP (Relief):	3.2 at Arkansas State (5/16/17)
▶ Strikeouts:	7 vs. UAPB (4/17/17)
▶ ER Allowed:	7, vs. ULM (5/2/17)
▶ Runs Allowed:	7, vs. ULM (5/2/17)
▶ Walks:	3, 3x, MR vs. UAPB (4/19/17)
▶ Hits Allowed:	9 vs. ULM (5/2/17)

Date	Opponent	GS	IP	H	R	ER	BB	SO	2B	3B	HR	WP	BK	HBP	IBB	Score	W-L	Sv	ERA	NP
Feb 17	WINTHROP		2.0	0	1	0	1	2	0	0	0	0	0	0	0	8-1	0-0	0	0.00	32
Feb 20	MEMPHIS		1.0	4	1	1	0	1	1	0	0	0	0	0	0	8-6	0-0	0	3.00	25
Feb 25	TULANE		0.2	0	0	0	0	0	0	0	0	0	0	1	0	6-3	0-0	0	2.45	8
Mar 04	at Long Beach State		1.0	3	1	1	0	0	1	0	0	0	0	1	0	12-1	0-0	0	3.86	22
Mar 07	LITTLE ROCK		1.0	2	2	2	0	3	0	0	1	0	0	0	0	10-2	0-0	0	6.35	18
Mar 20	NEW ORLEANS		2.0	1	0	0	0	1	0	0	0	0	0	0	0	9-4	0-0	0	4.70	20
Mar 23	at Texas A&M		1.2	0	0	0	1	1	0	0	0	0	0	0	0	6-7	0-0	0	3.86	21
Mar 24	at Texas A&M		2.0	3	1	1	0	2	1	0	0	0	0	1	0	7-6	0-0	0	3.97	31
Mar 27	SOUTHERN MISS		1.2	0	0	0	0	3	0	0	0	0	0	0	0	7-6	1-0	0	3.46	21
Mar 29	ARKANSAS		1.0	0	0	0	0	0	0	0	0	0	0	0	0	4-6	1-0	0	3.21	4
Mar 30	ARKANSAS		1.1	2	1	1	0	4	1	0	0	0	0	0	0	5-4	1-0	0	3.52	23
Apr 7	at Mississippi State-1		2.1	7	5	3	1	1	3	0	0	1	0	0	0	3-13	1-0	0	4.58	55
Apr 15	at Vanderbilt-1		0.2	1	0	0	1	1	0	0	0	1	0	0	1	7-8	1-0	0	4.42	16
Apr 18	ARKANSAS STATE		1.0	0	0	0	0	2	0	0	0	0	0	1	0	10-3	1-0	0	4.19	12
Apr 24	vs Mississippi State		3.1	1	1	1	0	1	0	0	1	0	0	0	0	6-7	1-0	0	3.97	26
Apr 27	LSU		2.0	2	0	0	0	2	0	0	0	0	0	0	0	2-5	1-0	0	3.65	22
May 02	ARKANSAS PINE BLU		1.0	1	0	0	1	3	0	0	0	0	0	0	0	10-3	1-0	0	3.51	19
May 05	at South Carolina		1.2	4	2	2	1	1	1	0	0	0	0	0	0	6-11	1-0	0	3.95	39
Totals		0	27.1	31	15	12	6	28	8	0	2	2	0	4	1	126-96	1-0	0	3.95	-

### HOLSTON'S CAREER STATS

Year	ERA	W	L	App	GS	CG	SHO	CBO	SV	IP	H	R	ER	BB	SO	2B	3B	HR	BF	B/Avg	WP	HBP	BK	SFA	SHA
2017	5.27	2	3	17	8	0	0	2	0	54.2	55	34	32	22	55	10	2	6	244	.271	4	9	1	4	5
2018	3.95	1	0	18	0	0	0	0	0	27.1	31	15	12	6	28	8	0	2	123	.277	2	4	0	0	1
TOTAL	4.83	3	3	35	8	0	0	2	0	82.0	86	49	44	28	83	18	2	8	367	.273	6	13	1	4	6



13

# COOPER JOHNSON



SO. | C | MUNDELEIN, ILL. | CARMEL CATHOLIC HS

### SEASON HIGHS

- ▶ Runs: 1, 8x, MR vs. Arkansas Pine Bluff (5/2)
- ▶ Hits: 2, 3x, MR at Long Beach State (3/4)
- ▶ Home Runs: 1, 2x, MR vs. Tulane (2/25)
- ▶ RBI: 3, vs. Tulane (2/25)
- ▶ Walks: 1, 7x, MR vs. Georgia (4/21)
- ▶ Stolen Bases: --
- ▶ Assists: 3, at Georgia State (3/14)

### CAREER HIGHS

- ▶ Runs: 3 vs. ULM (5/2/17)
- ▶ Hits: 2, 7x, MR at Long Beach State (3/4/18)
- ▶ Home Runs: 1, 2x, MR vs. Tulane (2/25/18)
- ▶ RBI: 3, vs. Tulane (2/25/18)
- ▶ Walks: 2, vs. UNCW (2/24/17)
- ▶ Stolen Bases: None
- ▶ Assists: 4 vs. UAPB (4/19/17)

Date	Opponent	Pos	AB	R	H	RBI	2B	3B	HR	BB	SB	CS	HBP	SAC	SF	GDP	K	PO	A	E	Avg
Feb 16	WINTHROP	*c	4	1	2	0	0	0	0	0	0	0	0	0	0	0	0	15	2	0	.500
Feb 18	WINTHROP	*c	3	0	0	0	0	0	0	1	0	0	0	0	0	0	0	12	0	0	.286
Feb 23	TULANE	*c	3	1	2	1	0	0	1	0	0	0	0	0	0	0	0	12	0	0	.400
Feb 25	TULANE	*c	4	1	1	3	0	0	1	0	0	0	0	0	0	0	0	3	2	0	.357
Feb 27	MURRAY STATE	ph	0	0	0	0	0	0	0	1	0	0	0	0	0	0	0	0	0	0	.357
Mar 03	at Long Beach State-1	*dh	3	1	0	0	0	0	0	0	0	0	1	0	0	0	1	0	0	0	.294
Mar 03	at Long Beach State-2	*c	4	0	0	0	0	0	0	0	0	0	0	0	0	1	0	5	1	0	.238
Mar 04	at Long Beach State	*c	3	1	2	1	0	0	0	1	0	0	0	0	0	0	0	5	1	0	.292
Mar 09	EASTERN ILLINOIS	*c	3	0	1	0	0	0	0	1	0	1	0	0	0	1	0	13	1	0	.296
Mar 11	EASTERN ILLINOIS	*c	4	1	1	1	0	0	0	0	0	0	0	0	0	0	0	5	0	0	.290
Mar 13	at Georgia State	*c	4	0	0	0	0	0	0	0	0	0	0	0	0	0	0	15	3	0	.257
Mar 16	TENNESSEE	*c	3	0	0	0	0	0	0	0	0	0	0	0	0	1	0	12	1	0	.237
Mar 20	NEW ORLEANS	*c	3	0	0	1	0	0	0	1	0	0	0	0	0	0	0	10	1	0	.220
Mar 23	at Texas A&M	*c	3	0	0	0	0	0	0	0	0	0	0	0	0	1	0	3	1	0	.205
Mar 30	ARKANSAS	*c	1	0	0	0	0	0	0	0	0	0	0	0	0	1	0	3	0	0	.200
Apr 04	at Memphis	*c	3	0	0	1	0	0	0	1	0	0	0	0	1	0	1	8	2	0	.188
Apr 7	at Mississippi State-1	*c	3	0	1	0	0	0	0	0	0	0	0	0	0	0	1	4	1	0	.196
Apr 15	at Vanderbilt-2	ph	1	0	1	1	0	0	0	0	0	0	0	0	0	0	0	0	0	0	.212
Apr 18	ARKANSAS STATE	*c	3	1	1	0	0	0	0	1	0	0	0	0	0	0	0	9	1	0	.218
Apr 20	GEORGIA	ph	0	0	0	0	0	0	0	0	0	0	1	0	0	0	0	0	0	0	.218
Apr 21	GEORGIA-2	*c	2	0	0	0	0	0	0	1	0	0	0	0	0	0	0	9	1	0	.211
Apr 26	LSU	ph/c	1	0	0	0	0	0	0	0	0	0	0	0	0	0	0	1	0	0	.207
May 02	ARKANSAS PINE BLU	*c	4	1	0	0	0	0	0	0	0	0	0	0	0	0	0	11	0	0	.194
May 04	at South Carolina	ph	1	0	1	0	0	0	0	0	0	0	0	0	0	0	0	0	0	0	.206
Totals		19gs	63	8	13	9	0	0	2	8	0	1	1	1	1	5	3	155	18	0	.206

On base pct. .301 • Slugging pct. .302

### JOHNSON'S CAREER STATS

Year	Avg.	GP	GS	AB	R	H	2B	3B	HR	RBI	TB	SLG%	BB	HBP	SO	GDP	OB%	SF	SH	SB	ATT	PO	A	E	FLD%
2017	.213	42	38	108	17	23	6	0	0	8	29	.269	13	1	27	2	.301	1	5	0	3	342	47	2	.995
2018	.206	24	19	63	8	13	0	0	2	9	19	.302	8	1	3	5	.301	1	1	0	1	155	18	0	1.000
TOTAL	.211	66	57	171	25	36	6	0	2	17	48	.281	21	2	30	7	.301	2	6	0	4	497	65	2	.996



# 14 COLE ZABOWSKI

**SO. | INF | LAWRENCEVILLE, GA. | COLLINS HILL HS**




SEASON HIGHS	CAREER HIGHS
<ul style="list-style-type: none"> <li>▶ Runs: 2, 5x, MR at Vanderbilt (4/13)</li> <li>▶ Hits: 3, 2x, MR at Mississippi State (3/8)</li> <li>▶ Home Runs: 1, 7x, MR vs. Arkansas (3/31)</li> <li>▶ RBI: 4, 2x, at Georgia State (3/14)</li> <li>▶ Walks: 2, 2x, MR vs. LSU (4/26)</li> <li>▶ Stolen Bases: --</li> <li>▶ Assists: 2, 5x, MR vs. LSU (4/28)</li> </ul>	<ul style="list-style-type: none"> <li>▶ Runs: 2, 7x, MR at Vanderbilt (4/13/18)</li> <li>▶ Hits: 4, vs. UNCW (2/25/17)</li> <li>▶ Home Runs: 1, 8x, MR vs. Arkansas (3/31/18)</li> <li>▶ RBI: 4, 3x, at Georgia State (3/14/18)</li> <li>▶ Walks: 2, 4x, MR vs. LSU (4/26/18)</li> <li>▶ Stolen Bases: None</li> <li>▶ Assists: 3, vs. East Carolina (2/19/17)</li> </ul>

Date	Opponent	Pos	AB	R	H	RBI	2B	3B	HR	BB	SB	CS	HBP	SAC	SF	GDP	K	PO	A	E	Avg
Feb 17	WINTHROP	*1b	4	2	2	4	0	0	1	0	0	0	0	0	0	0	1	10	0	0	.500
Feb 20	MEMPHIS	*1b	3	0	1	0	0	0	0	0	0	0	1	0	0	0	1	5	1	0	.429
Feb 23	TULANE	*dh	3	1	1	1	0	0	1	0	0	0	0	0	0	0	0	0	0	0	.400
Feb 24	TULANE	*1b	2	1	0	0	0	0	0	1	0	0	0	0	0	0	0	9	2	1	.333
Feb 25	TULANE	*dh	3	0	0	0	0	0	0	0	0	0	0	0	0	0	2	0	0	0	.267
Feb 27	MURRAY STATE	*1b	3	0	1	1	0	0	0	1	0	0	0	0	0	0	0	2	2	0	.278
Mar 03	at Long Beach State-1	*1b	3	0	2	0	1	0	0	1	0	0	0	0	0	0	1	10	0	0	.333
Mar 04	at Long Beach State	*dh	2	1	1	1	0	0	0	1	0	0	0	0	0	0	1	0	0	0	.348
Mar 06	AUSTIN PEAY	*1b	4	1	1	1	0	0	0	0	0	0	0	0	0	0	0	5	0	0	.333
Mar 07	LITTLE ROCK	*1b	5	0	0	0	0	0	0	0	0	0	0	0	0	0	1	3	0	0	.281
Mar 09	EASTERN ILLINOIS	*1b	4	0	1	1	0	0	0	0	0	0	0	0	0	0	0	13	0	0	.278
Mar 13	at Georgia State	*dh	2	0	0	0	0	0	0	0	0	0	0	0	0	0	0	0	0	0	.263
Mar 14	at Georgia State	*1b	4	2	3	4	1	0	1	0	0	0	0	0	0	0	0	8	0	0	.310
Mar 16	TENNESSEE	ph/1b	1	0	0	0	0	0	0	0	0	0	0	0	0	0	0	2	0	0	.302
Mar 17	TENNESSEE	*1b	4	1	1	0	0	0	0	0	0	0	0	0	0	0	1	8	0	0	.298
Mar 18	TENNESSEE	*1b	4	1	1	1	0	0	1	0	0	0	0	0	0	0	1	4	2	0	.294
Mar 22	at Texas A&M	*1b	3	0	1	0	0	0	0	1	0	0	0	0	0	0	0	6	1	0	.296
Mar 23	at Texas A&M	ph/1b	2	0	1	0	1	0	0	0	0	0	0	0	0	0	0	2	1	0	.304
Mar 24	at Texas A&M	*1b	5	2	2	2	1	0	1	0	0	0	0	0	0	0	1	9	1	0	.311
Mar 27	SOUTHERN MISS	*1b	4	1	0	0	0	0	0	0	0	0	0	0	0	0	3	7	0	0	.292
Mar 29	ARKANSAS	*1b	3	1	2	2	0	0	1	1	0	0	0	0	0	0	1	8	1	0	.309
Mar 30	ARKANSAS	ph/1b	2	0	1	0	0	0	0	0	0	0	0	0	0	0	0	0	0	0	.314
Mar 31	ARKANSAS	*1b	4	2	2	1	0	0	1	0	0	0	0	0	0	0	1	7	1	0	.324
Apr 04	at Memphis	*1b	4	0	1	2	0	0	0	0	0	0	0	0	0	0	0	5	0	0	.321
Apr 7	at Mississippi State-1	*1b	3	0	1	0	0	0	0	0	0	0	0	0	0	0	1	7	1	1	.321
Apr 7	at Mississippi State-2	*1b	4	1	1	0	0	0	0	1	0	0	0	0	0	1	0	7	0	0	.318
Apr 8	at Mississippi State	*1b	5	0	3	1	1	0	0	0	0	0	0	0	0	0	0	5	0	0	.333
Apr 10	vs Southern Miss	*1b	4	1	2	0	0	0	0	0	0	0	1	0	0	0	0	7	0	0	.340
Apr 13	at Vanderbilt	*1b	4	2	1	1	0	0	0	1	0	0	0	0	0	0	2	8	1	0	.337
Apr 15	at Vanderbilt-1	*1b	4	1	1	0	0	0	0	0	0	0	0	0	0	0	0	7	2	0	.333
Apr 15	at Vanderbilt-2	*1b	4	0	0	0	0	0	0	0	0	0	0	0	0	0	2	3	0	0	.321
Apr 18	ARKANSAS STATE	*dh	2	0	0	1	0	0	0	1	0	0	1	0	0	0	0	0	0	0	.315
Apr 20	GEORGIA	*1b	4	0	0	0	0	0	0	0	0	0	0	0	0	1	0	7	1	0	.304
Apr 21	GEORGIA-1	*1b	3	0	0	0	0	0	0	2	0	0	0	0	0	0	1	10	0	0	.296
Apr 24	vs Mississippi State	*1b	4	0	1	0	0	0	0	0	0	0	0	0	0	0	2	5	0	1	.294
Apr 26	LSU	*1b	3	1	2	1	0	0	0	2	0	0	0	0	0	0	0	14	0	0	.303
Apr 27	LSU	*1b	4	0	1	0	0	0	0	0	0	0	0	0	0	0	2	10	0	0	.302
Apr 28	LSU	*1b	4	1	1	0	0	0	0	0	0	0	0	0	0	0	0	5	2	0	.300
May 02	ARKANSAS PINE BLU	*dh	4	0	1	1	0	0	0	0	0	0	0	0	0	0	1	0	0	0	.299
May 04	at South Carolina	*1b	3	0	2	1	0	0	0	1	0	0	0	0	0	0	0	8	1	0	.307
May 05	at South Carolina	*1b	4	1	2	0	0	0	0	0	0	0	1	0	0	0	1	5	0	0	.312
May 06	at South Carolina	*1b	4	0	0	1	0	0	0	0	0	0	0	0	1	0	3	7	1	0	.303
Totals		39gs	145	24	44	28	5	0	7	14	0	0	4	0	1	3	29	238	21	3	.303

On base pct. .378 • Slugging pct. .483

ZABOWSKI'S CAREER STATS																									
Year	Avg.	GP	GS	AB	R	H	2B	3B	HR	RBI	TB	SLG%	BB	HBP	SO	GDP	OB%	SF	SH	SB	ATT	PO	A	E	FLD%
2017	.239	39	24	92	8	22	1	0	1	11	26	.283	10	0	26	1	.311	1	0	0	1	169	19	4	.979
2018	.303	42	39	145	24	44	5	0	7	28	70	.483	14	4	29	3	.378	1	0	0	0	238	21	3	.989
<b>TOTAL</b>	<b>.278</b>	<b>81</b>	<b>63</b>	<b>237</b>	<b>32</b>	<b>66</b>	<b>6</b>	<b>0</b>	<b>8</b>	<b>39</b>	<b>96</b>	<b>.405</b>	<b>24</b>	<b>4</b>	<b>55</b>	<b>4</b>	<b>.352</b>	<b>2</b>	<b>0</b>	<b>0</b>	<b>1</b>	<b>407</b>	<b>40</b>	<b>7</b>	<b>.985</b>



# 15 GRAE KESSINGER




SO. | INF | OXFORD, MISS. | OXFORD HS

SEASON HIGHS	CAREER HIGHS
▶ Runs: 3, 2x, vs. Arkansas Pine Bluff (5/2)	▶ Runs: 3, 2x, vs. Arkansas Pine Bluff (5/2/18)
▶ Hits: 4, 2x, vs. Arkansas Pine Bluff (5/2)	▶ Hits: 4, 2x, vs. Arkansas Pine Bluff (5/2/18)
▶ Home Runs: 1, 5x, MR at South Carolina (5/5)	▶ Home Runs: 1, 7x, MR at South Carolina (5/5/18)
▶ RBI: 2, 8x, MR at South Carolina (5/5)	▶ RBI: 3, vs. Memphis (2/28/17)
▶ Walks: 2, 6x, MR vs. LSU (4/26)	▶ Walks: 3, vs. UNCW (2/25/17)
▶ Stolen Bases: 1, 5x, MR vs. LSU (4/28)	▶ Stolen Bases: 1, 8x, MR vs. LSU (4/28/18)
▶ Assists: 6, 2x, MR vs. Georgia (4/21)	▶ Assists: 6, 2x, MR vs. Georgia (4/21/18)

Date	Opponent	Pos	AB	R	H	RBI	2B	3B	HR	BB	SB	CS	HBP	SAC	SF	GDP	K	PO	A	E	Avg
Feb 16	WINTHROP	*ss	4	0	1	0	0	0	0	0	0	0	0	0	0	0	1	0	4	0	.250
Feb 17	WINTHROP	*ss	5	0	2	0	1	0	0	0	0	0	0	0	0	0	0	2	6	1	.333
Feb 18	WINTHROP	*ss	4	0	1	2	0	0	0	0	1	0	0	0	0	0	1	0	2	0	.308
Feb 20	MEMPHIS	*ss	5	3	4	0	1	0	0	0	0	0	0	0	0	0	0	4	0	0	.444
Feb 23	TULANE	*ss	3	1	1	0	0	0	0	1	0	0	0	0	0	1	0	2	3	0	.429
Feb 24	TULANE	*ss	3	1	2	2	1	0	1	2	0	0	0	0	0	0	0	0	5	0	.458
Feb 25	TULANE	*ss	4	1	2	0	0	0	0	0	0	0	0	0	0	0	2	1	2	0	.464
Feb 27	MURRAY STATE	*ss	3	2	1	0	0	0	0	1	1	0	1	0	0	0	1	2	0	0	.452
Mar 03	at Long Beach State-1	*ss	3	0	0	1	0	0	0	0	0	0	0	1	0	0	0	2	3	0	.412
Mar 03	at Long Beach State-2	*ss	5	0	0	1	0	0	0	0	0	0	0	0	0	0	1	3	1	0	.359
Mar 04	at Long Beach State	*ss	4	2	3	2	1	0	0	2	0	0	0	0	0	0	1	3	5	0	.395
Mar 06	AUSTIN PEAY	*ss	4	0	0	0	0	0	0	1	0	0	0	0	0	0	0	0	4	0	.362
Mar 07	LITTLE ROCK	*ss	4	2	1	1	0	0	0	1	1	0	0	0	0	0	0	0	2	0	.353
Mar 09	EASTERN ILLINOIS	*ss	4	1	0	0	0	0	0	0	0	0	0	0	0	0	0	0	2	0	.327
Mar 09	EASTERN ILLINOIS	*ss	4	1	1	0	1	0	0	0	0	0	0	0	0	0	0	1	3	0	.322
Mar 11	EASTERN ILLINOIS	*ss	4	0	2	1	0	0	0	0	0	0	0	0	0	0	0	3	2	0	.333
Mar 13	at Georgia State	*ss	4	0	2	2	1	0	0	1	0	0	0	0	0	1	0	3	1	0	.343
Mar 14	at Georgia State	*ss	4	2	1	0	0	0	0	2	0	0	0	0	0	0	1	0	4	0	.338
Mar 16	TENNESSEE	*ss	5	2	3	0	1	0	0	0	0	0	0	0	0	0	0	1	2	1	.355
Mar 17	TENNESSEE	*ss	4	1	3	2	1	0	0	0	1	0	0	0	0	0	0	1	2	0	.375
Mar 22	at Texas A&M	*ss	4	2	2	0	0	0	0	0	0	0	0	0	0	0	0	0	1	1	.381
Mar 23	at Texas A&M	*ss	4	0	0	0	0	0	0	1	0	0	0	0	0	0	0	1	2	3	.364
Mar 24	at Texas A&M	*ss	5	0	1	0	1	0	0	0	0	0	0	0	0	0	0	1	2	0	.355
Mar 27	SOUTHERN MISS	*ss	2	1	0	0	0	0	0	2	0	0	0	0	0	0	1	0	1	0	.347
Mar 29	ARKANSAS	*ss	3	1	0	0	0	0	0	0	0	0	1	0	0	0	0	0	0	0	.337
Mar 30	ARKANSAS	*ss	4	0	1	0	0	0	0	0	0	0	0	0	0	0	2	1	2	0	.333
Mar 31	ARKANSAS	*ss	4	2	0	2	0	0	0	0	0	0	0	1	0	1	1	3	0	0	.321
Apr 04	at Memphis	*ss	4	1	1	1	0	0	0	0	0	0	1	0	0	0	0	1	3	0	.318
Apr 7	at Mississippi State-1	*ss	2	1	0	0	0	0	0	2	0	0	0	0	0	0	2	5	2	1	.312
Apr 7	at Mississippi State-2	*ss	5	1	1	0	0	0	0	0	0	0	0	0	0	0	1	1	3	1	.308
Apr 8	at Mississippi State	*ss	6	0	2	0	0	0	0	0	0	0	0	0	0	0	0	2	4	0	.309
Apr 13	at Vanderbilt	*ss	5	1	0	0	0	0	0	1	0	0	0	0	0	0	2	1	3	0	.297
Apr 15	at Vanderbilt-1	*ss	2	0	0	1	0	0	0	1	0	0	0	0	1	0	0	1	1	1	.292
Apr 15	at Vanderbilt-2	*ss	3	2	2	1	0	0	0	1	0	0	0	0	0	0	0	0	0	0	.301
Apr 18	ARKANSAS STATE	*ss	3	1	1	2	0	0	1	0	0	0	0	0	0	0	1	3	5	0	.301
Apr 20	GEORGIA	*ss	4	1	1	1	0	0	1	0	0	0	0	0	0	0	0	4	2	0	.300
Apr 21	GEORGIA-1	*ss	5	1	2	1	2	0	0	0	0	0	0	0	0	0	1	3	6	0	.303
Apr 21	GEORGIA-2	*ss	2	1	0	0	0	0	0	2	0	0	0	0	0	0	0	3	1	0	.299
Apr 24	vs Mississippi State	*ss	5	0	0	0	0	0	0	0	0	0	0	0	0	0	1	1	3	0	.289
Apr 26	LSU	*ss	3	2	1	1	0	0	0	2	0	0	0	0	0	0	1	2	5	0	.290
Apr 27	LSU	*ss	4	1	1	0	0	0	0	0	1	0	0	0	0	0	1	1	2	0	.289
Apr 28	LSU	*ss	4	1	2	2	0	0	1	1	0	0	0	0	0	0	0	1	0	0	.294
May 02	ARKANSAS PINE BLU	*ss	4	3	4	0	1	0	0	0	1	0	0	0	0	0	0	0	3	0	.311
May 04	at South Carolina	*ss	5	1	1	1	0	0	1	0	0	0	0	0	0	0	0	0	2	1	.308
May 05	at South Carolina	*ss	4	1	2	2	0	0	1	1	0	0	0	0	0	0	0	0	1	0	.312
May 06	at South Carolina	*ss	5	0	0	0	0	0	0	1	0	0	0	0	0	0	2	3	0	0	.304
Totals		46gs	181	44	55	29	12	0	5	26	6	0	2	2	2	2	25	65	111	8	.304

On base pct. .393 • Slugging pct. .453

KESSINGER'S CAREER STATS																									
Year	Avg.	GP	GS	AB	R	H	2B	3B	HR	RBI	TB	SLG%	BB	HBP	SO	GDP	OB%	SF	SH	SB	ATT	PO	A	E	FLD%
2017	.175	55	53	154	15	27	5	0	2	16	38	.247	23	2	30	1	.287	2	8	2	6	77	119	10	.951
2018	.304	46	46	181	44	55	12	0	5	29	82	.453	26	2	25	2	.393	2	2	6	6	65	111	8	.957
TOTAL	.245	101	99	335	59	82	17	0	7	45	120	.358	49	4	55	3	.344	4	10	8	12	142	230	18	.954



17

# WILL STOKES



**SR. | RHP | MERIDIAN, MISS. | WEST LAUDERDALE HS**

SEASON HIGHS	
▶ IP (Start):	--
▶ IP (Relief):	3.2, vs. Georgia (4/21)
▶ Strikeouts:	4 vs. Georgia (4/21)
▶ ER Allowed:	4, vs. Arkansas (3/31)
▶ Runs Allowed:	4, vs. Arkansas (3/31)
▶ Walks:	2 vs. Georgia (4/21)
▶ Hits Allowed:	3, 2x, MR vs. Arkansas (3/31)

CAREER HIGHS	
▶ IP (Start):	6.0 at Vanderbilt (4/11/15)
▶ IP (Relief):	3.2, vs. Georgia (4/21/18)
▶ Strikeouts:	5 at Auburn (5/20/17)
▶ ER Allowed:	6 at Auburn (4/18/15)
▶ Runs Allowed:	6 at Auburn (4/18/15)
▶ Walks:	2, 6x, MR vs. Georgia (4/21/18)
▶ Hits Allowed:	10 at Auburn (4/18/15)

Date	Opponent	GS	IP	H	R	ER	BB	SO	2B	3B	HR	WP	BK	HBP	IBB	Score	W-L	Sv	ERA	NP
Feb 16	WINTHROP		1.0	1	1	1	0	1	0	0	0	1	0	1	0	7-3	0-0	0	9.00	17
Feb 20	MEMPHIS		1.0	1	2	2	1	1	0	0	0	0	0	0	0	8-6	0-0	0	13.50	17
Feb 23	TULANE		1.0	2	0	0	0	1	0	0	0	0	0	0	0	5-4	0-0	0	9.00	11
Feb 25	TULANE		1.0	2	1	1	0	1	1	0	0	0	0	0	0	6-3	0-0	0	9.00	13
Mar 06	AUSTIN PEAY		2.1	1	0	0	0	2	0	0	0	0	0	0	0	11-4	1-0	0	5.68	29
Mar 11	EASTERN ILLINOIS		1.2	0	0	0	0	0	0	0	0	0	0	0	0	7-3	1-0	0	4.50	15
Mar 16	TENNESSEE		1.0	0	0	0	0	1	0	0	0	0	0	0	0	6-8	1-0	0	4.00	6
Mar 17	TENNESSEE		1.2	1	0	0	0	1	0	0	0	0	0	0	0	7-1	1-0	0	3.38	26
Mar 23	at Texas A&M		0.0	3	1	1	1	0	1	0	0	0	0	0	1	6-7	1-0	0	4.22	13
Mar 31	ARKANSAS		0.2	3	4	4	1	0	1	0	1	0	0	0	0	11-10	1-0	0	7.15	21
Apr 8	at Mississippi State		0.2	2	2	2	0	2	0	0	1	0	0	0	0	5-7	1-1	0	8.25	14
Apr 18	ARKANSAS STATE		1.2	1	0	0	0	2	0	0	0	0	0	0	0	10-3	1-1	0	7.24	29
Apr 21	GEORGIA-1		3.2	2	1	1	2	4	0	0	0	0	0	0	0	8-4	1-1	1	6.23	73
Apr 24	vs Mississippi State		1.1	1	1	1	0	1	0	1	0	0	0	1	0	6-7	1-1	1	6.27	20
Apr 27	LSU		0.1	2	3	3	1	0	0	1	0	0	0	1	0	2-5	1-1	1	7.58	24
May 05	at South Carolina		1.0	2	1	1	1	1	2	0	0	0	0	0	0	6-11	1-1	1	7.65	24
Totals		0	20.0	24	17	17	7	18	5	2	2	1	0	3	1	111-86	1-1	1	7.65	-

STOKES' CAREER STATS

Year	ERA	W	L	App	GS	CG	SHO	CBO	SV	IP	H	R	ER	BB	SO	2B	3B	HR	BF	B/Avg	WP	HBP	BK	SFA	SHA
2015	6.59	2	5	18	6	0	0	0	3	42.1	47	33	31	11	21	14	1	3	184	.288	2	5	0	2	3
2016	2.93	2	1	30	0	0	0	1	7	43.0	37	17	14	7	40	6	0	4	173	.228	3	2	0	1	1
2017	2.67	2	2	24	0	0	0	4	4	33.2	30	14	10	10	35	7	0	5	136	.244	0	0	0	1	2
2018	7.65	1	1	16	0	0	0	0	1	20.0	24	17	17	7	18	5	2	2	91	.304	1	3	0	2	0
<b>TOTAL</b>	<b>4.66</b>	<b>7</b>	<b>9</b>	<b>88</b>	<b>6</b>	<b>0</b>	<b>0</b>	<b>5</b>	<b>15</b>	<b>139.0</b>	<b>138</b>	<b>81</b>	<b>72</b>	<b>35</b>	<b>114</b>	<b>32</b>	<b>3</b>	<b>14</b>	<b>584</b>	<b>.262</b>	<b>6</b>	<b>10</b>	<b>0</b>	<b>6</b>	<b>6</b>



18

# CONNOR GREEN



JR. | RHP | COLLIERVILLE, TENN. | ST. GEORGES HS

### SEASON HIGHS

- ▶ IP (Start): --
- ▶ IP (Relief): 2.0, at Georgia State (3/14)
- ▶ Strikeouts: 3, vs. Arkansas Pine Bluff (5/2)
- ▶ ER Allowed: 0
- ▶ Runs Allowed: 0
- ▶ Walks: 2, vs. Arkansas State (4/18)
- ▶ Hits Allowed: 3, 2x, MR vs. Arkansas Pine Bluff (5/2)


### CAREER HIGHS

- ▶ IP (Start): None
- ▶ IP (Relief): 4.1 vs. Texas A&M (5/20/16)
- ▶ Strikeouts: 7 vs. Texas A&M (5/20/16)
- ▶ Earned Runs Allowed: 4, vs. UNCW (2/26/17)
- ▶ Runs Allowed: 6, vs. LSU (4/13/17)
- ▶ Walks: 3, vs. UNCW (2/26/17)
- ▶ Hits Allowed: 4, 2x, MR at Florida (5/5/17)

Date	Opponent	GS	IP	H	R	ER	BB	SO	2B	3B	HR	WP	BK	HBP	IBB	Score	W-L	Sv	ERA	NP
Mar 04	at Long Beach State		1.0	3	0	0	0	1	0	0	0	0	0	0	0	12-1	0-0	0	0.00	27
Mar 14	at Georgia State		2.0	0	0	0	1	1	0	0	0	0	0	0	0	16-2	0-0	0	0.00	24
Mar 20	NEW ORLEANS		1.0	1	0	0	0	0	0	0	0	0	0	0	0	9-4	0-0	0	0.00	15
Apr 04	at Memphis		1.0	0	0	0	0	0	0	0	0	0	0	0	0	12-0	0-0	0	0.00	8
Apr 10	vs Southern Miss		1.0	0	0	0	1	2	0	0	0	0	0	1	0	11-3	0-0	0	0.00	24
Apr 18	ARKANSAS STATE		0.2	0	0	0	2	0	0	0	0	0	0	0	0	10-3	0-0	0	0.00	12
May 02	ARKANSAS PINE BLU		1.1	3	0	0	1	3	0	0	0	0	0	0	0	10-3	0-0	0	0.00	28
Totals		0	8.0	7	0	0	5	7	0	0	0	0	0	1	0	80-16	0-0	0	0.00	-

### GREEN'S CAREER STATS

Year	ERA	W	L	App	GS	CG	SHO	CBO	SV	IP	H	R	ER	BB	SO	2B	3B	HR	BF	B/Avg	WP	HBP	BK	SFA	SHA
2016	2.73	0	0	20	0	0	0	0	0	33.0	26	15	10	19	37	6	0	1	149	.213	3	4	0	2	2
2017	5.29	0	0	12	0	0	0	1	0	17.0	14	16	10	10	20	5	0	1	77	.222	2	3	0	1	0
2018	0.00	0	0	7	0	0	0	1	0	8.0	7	0	0	5	7	0	0	0	36	.233	0	1	0	0	0
TOTAL	3.10	0	0	39	0	0	0	2	0	58.0	47	31	20	34	64	11	0	2	262	.219	5	8	0	3	2



20

# WILL ETHRIDGE



SO. | RHP | LILBURN, GA. | PARKVIEW HS

SEASON HIGHS	
▶ IP (Start):	--
▶ IP (Relief):	5.2, vs. LSU (4/28)
▶ Strikeouts:	6, at Texas A&M (3/22)
▶ ER Allowed:	3, 3x, MR at Vanderbilt (4/15)
▶ Runs Allowed:	3, 4x, MR at Vanderbilt (4/15)
▶ Walks:	2, vs. LSU (4/28)
▶ Hits Allowed:	5, vs. Arkansas (3/29)

CAREER HIGHS	
▶ IP (Start):	7.2, vs. Georgia State (3/8/17)
▶ IP (Relief):	5.2, vs. LSU (4/28/18)
▶ Strikeouts:	10, 2x, MR vs. Georgia State (3/8/17)
▶ Earned Runs Allowed:	5, vs. Vanderbilt (3/19/17)
▶ Runs Allowed:	5, vs. Vanderbilt (3/19/17)
▶ Walks:	3, at Kentucky (3/25/17)
▶ Hits Allowed:	6, 2x, MR at Kentucky (3/25/17)

Date	Opponent	GS	IP	H	R	ER	BB	SO	2B	3B	HR	WP	BK	HBP	IBB	Score	W-L	Sv	ERA	NP
Feb 18	WINTHROP		1.0	1	0	0	0	0	0	0	0	0	0	0	0	3-1	0-0	0	0.00	14
Feb 23	TULANE		2.0	4	3	3	0	1	3	0	1	0	0	0	0	5-4	0-0	0	9.00	34
Feb 27	MURRAY STATE		1.1	1	0	0	0	2	0	0	0	1	0	0	0	7-6	0-0	0	6.23	16
Mar 03	at Long Beach State-1		1.1	0	0	0	1	1	0	0	0	0	0	0	0	3-4	0-0	0	4.76	22
Mar 06	AUSTIN PEAY		2.0	0	0	0	0	1	0	0	0	0	0	0	0	11-4	0-0	1	3.52	20
Mar 09	EASTERN ILLINOIS		2.0	0	0	0	1	2	0	0	0	0	0	0	0	4-0	0-0	2	2.79	30
Mar 13	at Georgia State		2.0	0	0	0	0	4	0	0	0	0	0	0	0	5-3	0-0	2	2.31	29
Mar 16	TENNESSEE		0.0	2	3	0	1	0	1	1	0	0	0	0	1	6-8	0-0	2	2.31	12
Mar 22	at Texas A&M		3.0	2	0	0	0	6	1	0	0	0	0	2	0	5-4	1-0	2	1.84	52
Mar 24	at Texas A&M		2.0	0	0	0	0	2	0	0	0	0	0	0	0	7-6	1-0	2	1.62	28
Mar 29	ARKANSAS		2.2	5	1	1	0	3	0	0	0	0	0	0	0	4-6	1-0	2	1.86	41
Mar 31	ARKANSAS		0.2	3	3	3	0	0	0	0	1	0	0	1	0	11-10	1-0	2	3.15	15
Apr 7	at Mississippi State-2		2.0	1	0	0	0	4	0	0	0	0	0	0	0	6-1	1-0	2	2.86	31
Apr 8	at Mississippi State		0.0	2	2	1	0	0	0	0	0	0	0	0	0	5-7	1-0	2	3.27	10
Apr 13	at Vanderbilt		2.1	1	1	1	0	0	0	1	0	0	0	0	0	11-3	1-0	2	3.33	22
Apr 15	at Vanderbilt-2		2.0	2	3	3	1	4	0	0	0	0	0	0	0	7-8	1-1	2	4.10	32
Apr 20	GEORGIA		1.0	0	0	0	0	0	0	0	0	0	0	0	0	2-3	1-1	2	3.95	6
Apr 21	GEORGIA-2		0.1	2	0	0	1	0	0	0	0	1	0	0	0	5-2	1-1	2	3.90	15
Apr 28	LSU		5.2	4	1	1	2	3	0	0	0	0	0	0	0	9-8	2-1	2	3.51	71
May 06	at South Carolina		1.0	3	2	2	1	1	0	0	2	0	0	1	0	6-5	2-1	2	3.93	36
Totals		0	34.1	33	19	15	8	34	5	2	4	2	0	4	1	122-93	2-1	2	3.93	-

ETHRIDGE'S CAREER STATS

Year	ERA	W	L	App	GS	CG	SHO	CBO	SV	IP	H	R	ER	BB	SO	2B	3B	HR	BF	B/Avg	WP	HBP	BK	SFA	SHA
2017	2.41	2	2	19	4	0	0	0	1	41.0	32	15	11	11	50	7	0	1	167	.213	7	4	0	0	2
2018	3.93	2	1	20	0	0	0	1	2	34.1	33	19	15	8	34	5	2	4	148	.250	2	4	0	1	3
TOTAL	3.11	4	3	39	4	0	0	1	3	75.1	65	34	26	19	84	12	2	5	315	.230	9	8	0	1	5



21

# JORDAN FOWLER



FR. | LHP | UNION CITY, TENN. | DYER COUNTY HS


SEASON HIGHS	
▶ IP (Start):	5.0, 3x, MR vs. Arkansas State (4/18)
▶ IP (Relief):	2.0, vs. Winthrop (2/18)
▶ Strikeouts:	7, vs. Little Rock (3/7)
▶ ER Allowed:	4, vs. Southern Miss (3/27)
▶ Runs Allowed:	4, vs. Southern Miss (3/27)
▶ Walks:	3, vs. Arkansas Pine Bluff (5/2)
▶ Hits Allowed:	5, 2x, MR vs. Mississippi State (4/24)

CAREER HIGHS	
▶ IP (Start):	5.0, 3x, MR vs. Arkansas State (4/18/18)
▶ IP (Relief):	2.0, vs. Winthrop (2/18/18)
▶ Strikeouts:	7, vs. Little Rock (3/7/18/18)
▶ ER Allowed:	4, vs. Southern Miss (3/27/18)
▶ Runs Allowed:	4, vs. Southern Miss (3/27/18)
▶ Walks:	3, vs. Arkansas Pine Bluff (5/2/18)
▶ Hits Allowed:	5, 2x, MR vs. Mississippi State (4/24/18)

Date	Opponent	GS	IP	H	R	ER	BB	SO	2B	3B	HR	WP	BK	HBP	IBB	Score	W-L	Sv	ERA	NP
Feb 18	WINTHROP		2.0	1	0	0	0	3	0	0	0	0	0	0	0	3-1	1-0	0	0.00	23
Feb 25	TULANE		1.0	1	0	0	0	0	0	0	0	0	0	0	0	6-3	2-0	0	0.00	16
Feb 27	MURRAY STATE		0.1	0	1	1	1	1	0	0	0	0	0	0	0	7-6	2-0	0	2.70	11
Mar 07	LITTLE ROCK	*	5.0	4	0	0	1	7	1	0	0	0	0	0	0	10-2	2-0	0	1.08	73
Mar 14	at Georgia State	*	5.0	1	0	0	1	3	1	0	0	1	0	0	0	16-2	3-0	0	0.68	84
Mar 24	at Texas A&M		0.2	2	2	2	1	0	0	0	0	0	0	0	0	7-6	3-0	0	1.93	13
Mar 27	SOUTHERN MISS	*	0.1	3	4	4	1	0	0	0	1	0	0	0	0	7-6	3-0	0	4.40	30
Apr 04	at Memphis		1.0	0	0	0	1	1	0	0	0	1	0	0	0	12-0	3-0	0	4.11	18
Apr 10	vs Southern Miss		0.2	1	0	0	1	1	1	0	0	1	0	0	0	11-3	3-0	0	3.94	22
Apr 18	ARKANSAS STATE	*	5.0	5	1	1	1	4	1	0	1	0	0	0	0	10-3	4-0	0	3.43	66
Apr 24	vs Mississippi State	*	3.1	5	3	3	1	2	3	0	0	1	0	0	0	6-7	4-0	0	4.07	65
May 02	ARKANSAS PINE BLU	*	4.1	3	3	2	3	3	1	0	0	0	0	0	0	10-3	5-0	0	4.08	91
Totals		6	28.2	26	14	13	12	25	8	0	2	4	0	0	0	105-42	5-0	0	4.08	-

FOWLER'S CAREER STATS

Year	ERA	W	L	App	GS	CG	SHO	CBO	SV	IP	H	R	ER	BB	SO	2B	3B	HR	BF	B/Avg	WP	HBP	BK	SFA	SHA
2018	4.08	5	0	12	6	0	0	1	0	28.2	26	14	13	12	25	8	0	2	122	.239	4	0	0	1	0
TOTAL	4.08	5	0	12	6	0	0	1	0	28.2	26	14	13	12	25	8	0	2	122	.239	4	0	0	1	0



22

**RYAN ROLISON**



**SO. | LHP | JACKSON, TENN. | UNIVERSITY OF JACKSON**

SEASON HIGHS	
▶ IP (Start):	7.0, 4x, MR vs. LSU (4/26)
▶ IP (Relief):	--
▶ Strikeouts:	12, vs. Winthrop (2/16)
▶ ER Allowed:	8, at South Carolina (5/4)
▶ Runs Allowed:	11, at South Carolina (5/4)
▶ Walks:	4, vs. Georgia (4/20)
▶ Hits Allowed:	10, at South Carolina (5/4)

CAREER HIGHS	
▶ IP (Start):	7.0, 4x, MR vs. LSU (4/26/18)
▶ IP (Relief):	2.2, vs. Texas Tech (3/4/17)
▶ Strikeouts:	12, vs. Winthrop (2/16/18)
▶ ER Allowed:	8, at South Carolina (5/4/18)
▶ Runs Allowed:	11, at South Carolina (5/4/18)
▶ Walks:	5, vs. Missouri (4/22/17)
▶ Hits Allowed:	10, at South Carolina (5/4/18)

Date	Opponent	GS	IP	H	R	ER	BB	SO	2B	3B	HR	WP	BK	HBP	IBB	Score	W-L	Sv	ERA	NP
Feb 16	WINTHROP	*	5.0	1	0	0	2	12	1	0	0	0	0	0	0	7-3	1-0	0	0.00	81
Feb 23	TULANE	*	5.0	3	1	1	2	9	0	0	1	0	0	0	0	5-4	2-0	0	0.90	82
Mar 03	at Long Beach State-1	*	6.2	8	4	3	2	3	2	0	0	0	0	0	0	3-4	2-1	0	2.16	97
Mar 09	EASTERN ILLINOIS	*	7.0	6	2	2	3	8	2	0	0	0	0	1	0	7-2	3-1	0	2.28	106
Mar 16	TENNESSEE	*	6.2	6	5	2	3	11	2	1	0	3	1	0	0	6-8	3-2	0	2.37	99
Mar 22	at Texas A&M	*	4.0	6	4	3	3	3	1	0	0	2	0	0	0	5-4	3-2	0	2.88	96
Mar 29	ARKANSAS	*	5.1	9	5	5	1	8	0	0	2	0	0	0	0	4-6	3-3	0	3.63	108
Apr 7	at Mississippi State-2	*	7.0	6	1	1	2	9	3	0	0	0	0	1	0	6-1	4-3	0	3.28	104
Apr 13	at Vanderbilt	*	5.2	6	2	2	3	8	0	0	0	1	0	0	0	11-3	5-3	0	3.27	108
Apr 20	GEORGIA	*	7.0	7	2	2	4	6	1	0	0	0	0	1	0	2-3	5-3	0	3.19	104
Apr 26	LSU	*	7.0	6	3	3	1	5	2	0	0	1	0	0	0	14-3	6-3	0	3.26	92
May 04	at South Carolina	*	3.1	10	11	8	3	3	1	0	0	0	0	0	0	5-13	6-4	0	4.13	80
Totals		12	69.2	74	40	32	29	85	15	1	3	7	1	3	0	75-54	6-4	0	4.13	-

ROLISON'S CAREER STATS

Year	ERA	W	L	App	GS	CG	SHO	CBO	SV	IP	H	R	ER	BB	SO	2B	3B	HR	BF	B/Avg	WP	HBP	BK	SFA	SHA
2017	3.06	6	3	19	10	0	0	2	0	61.2	57	23	21	24	64	18	0	2	266	.242	4	2	1	1	3
2018	4.13	6	4	12	12	0	0	0	0	69.2	74	40	32	29	85	15	1	3	313	.266	7	3	1	2	1
TOTAL	3.63	12	7	31	22	0	0	2	0	131.1	131	63	53	53	149	33	1	5	579	.255	11	5	2	3	4



# 25 TIM ELKO



FR. | INF | LUTZ, FLA. | HILLBOROUGH HS


SEASON HIGHS	
▶ Runs:	2, at Georgia State (3/14)
▶ Hits:	2, 3x, MR vs. Tennessee (3/19)
▶ Home Runs:	1, at Georgia State (3/14)
▶ RBI:	2, at Georgia State (3/14)
▶ Walks:	1, 3x, MR vs. LSU (4/26)
▶ Stolen Bases:	2, at Georgia State (3/14)
▶ Assists:	3, at Georgia State (3/13)

CAREER HIGHS	
▶ Runs:	2, at Georgia State (3/14/18)
▶ Hits:	2, 3x, MR vs. Tennessee (3/19/18)
▶ Home Runs:	1, at Georgia State (3/14/18)
▶ RBI:	2, at Georgia State (3/14/18)
▶ Walks:	1, 3x, MR vs. LSU (4/26)
▶ Stolen Bases:	2, at Georgia State (3/14/18)
▶ Assists:	3, at Georgia State (3/13/18)

Date	Opponent	Pos	AB	R	H	RBI	2B	3B	HR	BB	SB	CS	HBP	SAC	SF	GDP	K	PO	A	E	Avg
Feb 17	WINTHROP	*3b	3	1	1	1	0	0	0	0	0	0	0	0	1	0	1	2	2	1	.333
Feb 18	WINTHROP	ph/3b	1	1	0	0	0	0	0	0	0	0	0	0	0	0	0	0	0	0	.250
Feb 20	MEMPHIS	*3b	4	1	2	0	1	0	0	0	0	0	0	0	0	0	1	0	1	0	.375
Feb 23	TULANE	ph/3b	1	0	0	0	0	0	0	0	0	0	0	0	0	0	1	0	0	0	.333
Feb 24	TULANE	*3b	4	1	1	0	0	0	0	0	0	0	0	0	0	0	0	1	1	0	.308
Feb 27	MURRAY STATE	*3b	3	0	0	0	0	0	0	0	0	0	0	0	0	0	0	1	2	0	.250
Mar 03	at Long Beach State-1	*3b	3	1	1	1	1	0	0	0	0	0	0	0	0	0	0	0	2	1	.263
Mar 03	at Long Beach State-2	*3b	3	0	1	1	0	0	0	0	0	0	0	0	0	0	1	2	2	0	.273
Mar 07	LITTLE ROCK	*3b	2	0	0	0	0	0	0	0	0	0	0	0	0	0	0	1	0	0	.250
Mar 11	EASTERN ILLINOIS	3b	0	0	0	0	0	0	0	0	0	0	0	0	0	0	0	0	0	0	.250
Mar 13	at Georgia State	*3b	3	1	0	0	0	0	0	1	2	0	0	0	0	0	1	1	3	0	.222
Mar 14	at Georgia State	*3b	5	2	2	2	0	0	1	1	0	0	0	0	0	0	2	1	0	0	.250
Mar 16	TENNESSEE	*3b	3	1	2	0	1	0	0	0	0	0	0	0	0	0	0	0	2	0	.286
Mar 22	at Texas A&M	ph/3b	1	0	0	0	0	0	0	0	0	0	0	0	0	0	0	0	0	0	.278
Mar 23	at Texas A&M	*3b	4	1	0	0	0	0	0	0	0	0	0	0	0	0	2	1	2	0	.250
Mar 24	at Texas A&M	3b	1	0	0	0	0	0	0	0	0	0	0	0	0	0	1	0	0	0	.244
Mar 27	SOUTHERN MISS	3b	2	0	1	0	0	0	0	0	0	0	0	0	0	0	0	0	0	0	.256
Mar 29	ARKANSAS	3b	1	0	0	0	0	0	0	0	0	0	0	0	0	0	1	0	0	0	.250
Apr 04	at Memphis	1b	0	0	0	0	0	0	0	0	0	0	0	0	0	0	0	4	0	0	.250
Apr 7	at Mississippi State-1	ph	1	0	0	0	0	0	0	0	0	0	0	0	0	0	1	0	0	0	.244
Apr 8	at Mississippi State	1b	0	0	0	0	0	0	0	0	0	0	0	0	0	0	0	1	0	0	.244
Apr 15	at Vanderbilt-1	3b	1	0	0	0	0	0	0	0	0	0	0	0	0	0	0	1	0	0	.239
Apr 20	GEORGIA	3b	0	0	0	0	0	0	0	0	0	0	0	0	0	0	0	0	0	0	.239
Apr 26	LSU	ph/3b	0	0	0	0	0	0	0	1	0	0	0	0	0	0	0	0	0	0	.239
May 02	ARKANSAS PINE BLU	ph/dh	1	0	0	0	0	0	0	0	0	0	0	0	0	0	1	0	0	0	.234
May 04	at South Carolina	ph	1	0	0	0	0	0	0	0	0	0	0	0	0	0	1	0	0	0	.229
Totals		11gs	48	10	11	5	3	0	1	3	2	0	0	0	1	0	14	16	17	2	.229

On base pct. .269 • Slugging pct. .354

ELKO'S CAREER STATS																									
Year	Avg.	GP	GS	AB	R	H	2B	3B	HR	RBI	TB	SLG%	BB	HBP	SO	GDP	OB%	SF	SH	SB	ATT	PO	A	E	FLD%
2018	.229	26	11	48	10	11	3	0	1	5	17	.354	3	0	14	0	.269	1	0	2	2	16	17	2	.943
TOTAL	.229	26	11	48	10	11	3	0	1	5	17	.354	3	0	14	0	.269	1	0	2	2	16	17	2	.943



26

# JAMES MCARTHUR



JR. | RHP | NEW BRAUNFELS, TEXAS | NEW BRAUNFELS HS


SEASON HIGHS	
▶ IP (Start):	6.0, 3x, MR vs. Georgia (4/21)
▶ IP (Relief):	--
▶ Strikeouts:	8, at Vanderbilt (4/15)
▶ ER Allowed:	5, 2x, MR vs. LSU (4/28)
▶ Runs Allowed:	5, 2x, MR vs. LSU (4/28)
▶ Walks:	6, vs. Georgia (4/21)
▶ Hits Allowed:	6, vs. Tulane (2/25)

CAREER HIGHS	
▶ IP (Start):	8.0 at Arkansas (4/27/17)
▶ IP (Relief):	4.2 vs. Auburn (4/24/16)
▶ Strikeouts:	11, vs. UNCW (2/25/17)
▶ ER Allowed:	7, 2x, MR vs. Texas A&M (5/12/17)
▶ Runs Allowed:	7, 2x, MR vs. Texas A&M (5/12/17)
▶ Walks:	6, vs. Georgia (4/21/18)
▶ Hits Allowed:	9 at LSU (4/13/17)

Date	Opponent	GS	IP	H	R	ER	BB	SO	2B	3B	HR	WP	BK	HBP	IBB	Score	W-L	Sv	ERA	NP
Feb 18	WINTHROP	*	5.0	4	1	0	3	7	1	0	0	1	0	1	0	3-1	0-0	0	0.00	89
Feb 25	TULANE	*	5.1	6	2	1	1	3	1	0	0	0	1	1	0	6-3	0-0	0	0.87	87
Mar 04	at Long Beach State	*	5.0	2	0	0	3	5	0	0	0	0	0	0	0	12-1	1-0	0	0.59	90
Mar 11	EASTERN ILLINOIS	*	5.1	4	3	3	1	4	0	0	3	0	0	0	0	7-3	2-0	0	1.74	79
Mar 18	TENNESSEE	*	6.0	2	0	0	3	4	0	0	0	0	0	1	0	5-0	3-0	0	1.35	106
Mar 24	at Texas A&M	*	1.1	3	2	2	2	0	2	0	0	0	0	0	0	7-6	3-0	0	1.93	43
Mar 31	ARKANSAS	*	6.0	4	3	3	1	2	1	0	2	0	0	0	0	11-10	4-0	0	2.38	81
Apr 8	at Mississippi State	*	5.0	4	2	2	3	3	0	0	0	2	0	1	0	5-7	4-0	0	2.54	88
Apr 15	at Vanderbilt-2	*	3.1	4	5	5	1	8	0	1	2	0	0	1	0	7-8	4-0	0	3.40	69
Apr 21	GEORGIA-2	*	6.0	3	1	1	6	4	0	0	0	1	0	0	0	5-2	5-0	0	3.17	105
Apr 28	LSU	*	2.0	3	5	5	4	2	1	0	0	1	0	0	0	9-8	5-0	0	3.93	50
May 06	at South Carolina	*	4.2	5	3	3	1	5	1	0	0	0	0	1	0	6-5	5-0	0	4.09	94
Totals		12	55.0	44	27	25	29	47	7	1	7	5	1	6	0	83-54	5-0	0	4.09	-

MCARTHUR'S CAREER STATS

Year	ERA	W	L	App	GS	CG	SHO	CBO	SV	IP	H	R	ER	BB	SO	2B	3B	HR	BF	B/Avg	WP	HBP	BK	SFA	SHA
2016	4.26	6	1	15	12	0	0	1	0	61.1	66	30	29	20	61	15	0	6	270	.275	4	6	1	1	3
2017	4.73	3	6	12	12	0	0	0	0	64.2	49	38	34	24	60	8	0	7	270	.209	8	5	1	3	4
2018	4.09	5	0	12	12	0	0	1	0	55.0	44	27	25	29	47	7	1	7	240	.222	5	6	1	3	4
TOTAL	4.38	14	7	39	36	0	0	2	0	181.0	159	95	88	73	168	30	1	20	780	.237	17	17	3	7	11



27

## BRYAN SEAMSTER

Ole Miss  
BASEBALL

SO. | OF | ROANOKE, TEXAS | BYRON NELSON HS

## SEASON HIGHS

- ▶ Runs: --
- ▶ Hits: --
- ▶ Home Runs: --
- ▶ RBI: --
- ▶ Walks: --
- ▶ Stolen Bases: --
- ▶ Assists: --

## CAREER HIGHS

- ▶ Runs: 2, at Florida (5/6/17)
- ▶ Hits: 2, vs. Nicholls (3/14/17)
- ▶ Home Runs: 1 vs. UNCW (2/25/17)
- ▶ RBI: 2, vs. UNCW (2/25/17)
- ▶ Walks: 1, 6x, MR vs. Texas A&M (5/13/17)
- ▶ Stolen Bases: 1 vs. Texas A&M (5/13/17)
- ▶ Assists: 1, vs. Southern Miss (4/4/17)

## SEAMSTER'S CAREER STATS

Year	Avg.	GP	GS	AB	R	H	2B	3B	HR	RBI	TB	SLG%	BB	HBP	SO	GDP	OB%	SF	SH	SB	ATT	PO	A	E	FLD%
2017	.182	31	12	44	6	8	1	0	1	3	12	.273	6	2	14	0	.302	1	1	1	1	23	1	2	.923
TOTAL	.182	31	12	44	6	8	1	0	1	3	12	.273	6	2	14	0	.302	1	1	1	1	23	1	2	.923



28

# AUSTIN MILLER



SO. | RHP | NORTH LIBERTY, IOWA | KIRKWOOD CC

### SEASON HIGHS

- ▶ IP (Start): --
- ▶ IP (Relief): 2.1, 2x, MR at South Carolina (5/4)
- ▶ Strikeouts: 4, vs. Eastern Illinois (3/9)
- ▶ ER Allowed: 2, vs. Arkansas State (4/18)
- ▶ Runs Allowed: 2, vs. Arkansas State (4/18)
- ▶ Walks: 1, 2x, MR vs. Southern Miss (4/10)
- ▶ Hits Allowed: 3, 2x, MR vs. Arkansas State (4/18)

### CAREER HIGHS

- ▶ IP (Start): --
- ▶ IP (Relief): 2.1, 2x, MR at South Carolina (5/4/18)
- ▶ Strikeouts: 4, vs. Eastern Illinois (3/9/18)
- ▶ ER Allowed: 2, vs. Arkansas State (4/18/18)
- ▶ Runs Allowed: 2, vs. Arkansas State (4/18/18)
- ▶ Walks: 1, 2x, MR vs. Southern Miss (4/10/18)
- ▶ Hits Allowed: 3, 2x, MR vs. Arkansas State (4/18)

Date	Opponent	GS	IP	H	R	ER	BB	SO	2B	3B	HR	WP	BK	HBP	IBB	Score	W-L	Sv	ERA	NP
Feb 20	MEMPHIS		2.0	3	1	1	0	1	1	0	0	0	0	0	0	8-6	0-0	0	4.50	27
Feb 27	MURRAY STATE		1.0	0	1	0	1	3	0	0	0	0	0	0	0	7-6	0-0	0	3.00	19
Mar 09	EASTERN ILLINOIS		2.0	0	0	0	0	4	0	0	0	0	0	0	0	7-2	0-0	0	1.80	23
Mar 14	at Georgia State		0.2	1	0	0	0	2	0	0	0	0	0	0	0	16-2	0-0	0	1.59	9
Apr 04	at Memphis		1.0	0	0	0	0	2	0	0	0	0	0	0	0	12-0	0-0	0	1.35	7
Apr 10	vs Southern Miss		2.1	0	0	0	1	1	0	0	0	0	0	0	0	11-3	0-0	0	1.00	34
Apr 15	at Vanderbilt-2		0.2	1	0	0	0	0	1	0	0	0	0	0	0	7-8	0-0	0	0.93	14
Apr 18	ARKANSAS STATE		0.2	3	2	2	0	2	1	1	0	0	0	0	0	10-3	0-0	0	2.61	16
May 02	ARKANSAS PINE BLU		1.1	1	0	0	0	0	0	0	0	0	0	0	0	10-3	0-0	0	2.31	12
May 04	at South Carolina		2.1	1	0	0	0	2	0	0	0	0	0	0	0	5-13	0-0	0	1.93	36
Totals		0	14.0	10	4	3	2	17	3	1	0	0	0	0	0	93-46	0-0	0	1.93	-

### MILLER'S CAREER STATS

Year	ERA	W	L	App	GS	CG	SHO	CBO	SV	IP	H	R	ER	BB	SO	2B	3B	HR	BF	B/Avg	WP	HBP	BK	SFA	SHA
2018	1.93	0	0	10	0	0	0	1	0	14.0	10	4	3	2	17	3	1	0	54	.192	0	0	0	0	0
TOTAL	1.93	0	0	10	0	0	0	1	0	14.0	10	4	3	2	17	3	1	0	54	.192	0	0	0	0	0



# 29 MAX CIOFFI



FR. | RHP | CHICAGO, ILL. | SAINT PATRICK HS


SEASON HIGHS	
▶ IP (Start):	--
▶ IP (Relief):	3.1, at Mississippi State (4/7)
▶ Strikeouts:	2, 3x, MR vs. LSU (4/26)
▶ ER Allowed:	2, 2x, MR at South Carolina (5/4)
▶ Runs Allowed:	2, 2x, MR at South Carolina (5/4)
▶ Walks:	2, 2x, MR at Mississippi State (4/7)
▶ Hits Allowed:	4, at South Carolina (5/4)

CAREER HIGHS	
▶ IP (Start):	--
▶ IP (Relief):	3.1, at Mississippi State (4/7/18)
▶ Strikeouts:	2, 3x, MR vs. LSU (4/26/18)
▶ ER Allowed:	2, 2x, MR at South Carolina (5/4/18)
▶ Runs Allowed:	2, 2x, MR at South Carolina (5/4/18)
▶ Walks:	2, 2x, MR at Mississippi State (4/7/18)
▶ Hits Allowed:	4, at South Carolina (5/4/18)

Date	Opponent	GS	IP	H	R	ER	BB	SO	2B	3B	HR	WP	BK	HBP	IBB	Score	W-L	Sv	ERA	NP
Feb 24	TULANE		1.0	0	0	0	0	0	0	0	0	0	0	0	0	9-1	0-0	0	0.00	8
Mar 04	at Long Beach State		2.0	0	0	0	2	1	0	0	0	0	0	1	0	12-1	0-0	0	0.00	37
Mar 07	LITTLE ROCK		1.0	0	0	0	0	2	0	0	0	0	0	0	0	10-2	0-0	0	0.00	10
Mar 17	TENNESSEE		1.0	0	0	0	1	0	0	0	0	0	0	0	0	7-1	0-0	0	0.00	17
Apr 04	at Memphis		1.2	1	0	0	0	1	0	0	0	0	0	0	0	12-0	0-0	0	0.00	18
Apr 7	at Mississippi State-1		3.1	2	0	0	2	1	0	0	0	0	0	0	0	3-13	0-0	0	0.00	52
Apr 13	at Vanderbilt		1.0	0	0	0	0	1	0	0	0	0	0	0	0	11-3	0-0	0	0.00	9
Apr 21	GEORGIA-2		1.1	2	1	1	0	2	0	1	0	1	0	0	0	5-2	0-0	0	0.73	31
Apr 26	LSU		2.0	2	0	0	0	2	1	0	0	0	0	0	0	14-3	0-0	0	0.63	18
Apr 28	LSU		0.1	3	2	2	0	0	1	0	0	0	0	0	0	9-8	0-0	0	1.84	13
May 04	at South Carolina		2.1	4	2	2	1	1	2	0	1	0	0	0	0	5-13	0-0	0	2.65	40
Totals		0	17.0	14	5	5	6	11	4	1	1	1	0	1	0	97-47	0-0	0	2.65	-

CIOFFI'S CAREER STATS

Year	ERA	W	L	App	GS	CG	SHO	CBO	SV	IP	H	R	ER	BB	SO	2B	3B	HR	BF	B/Avg	WP	HBP	BK	SFA	SHA
2018	2.65	0	0	11	0	0	0	1	0	17.0	14	5	5	6	11	4	1	1	70	.226	1	1	0	1	0
TOTAL	2.65	0	0	11	0	0	0	1	0	17.0	14	5	5	6	11	4	1	1	70	.226	1	1	0	1	0



**31 COLIN COATES** *Ole Miss* BASEBALL

**JR. | RHP | SOUTHAVEN, MISS. | HINDS CC**

**SEASON HIGHS**

- ▶ IP (Start): --
- ▶ IP (Relief): 1.0, at Georgia State (3/14)
- ▶ Strikeouts: 1, at Georgia State (3/14)
- ▶ ER Allowed: --
- ▶ Runs Allowed: --
- ▶ Walks: --
- ▶ Hits Allowed: --


**CAREER HIGHS**

- ▶ IP (Start): --
- ▶ IP (Relief): 1.0, at Georgia State (3/14/18)
- ▶ Strikeouts: 1, at Georgia State (3/14/18)
- ▶ ER Allowed: --
- ▶ Runs Allowed: --
- ▶ Walks: --
- ▶ Hits Allowed: --

Date	Opponent	GS	IP	H	R	ER	BB	SO	2B	3B	HR	WP	BK	HBP	IBB	Score	W-L	Sv	ERA	NP
Mar 14	at Georgia State		1.0	0	0	0	0	1	0	0	0	0	0	0	0	16-2	0-0	0	0.00	12
<b>Totals</b>		0	1.0	0	0	0	0	1	0	0	0	0	0	0	0	16-2	0-0	0	0.00	-

**COATES' CAREER STATS**

Year	ERA	W	L	App	GS	CG	SHO	CBO	SV	IP	H	R	ER	BB	SO	2B	3B	HR	BF	B/Avg	WP	HBP	BK	SFA	SHA
2018	0.00	0	0	1	0	0	0	0	0	1.0	0	0	0	0	1	0	0	0	3	.000	0	0	0	0	0
<b>TOTAL</b>	0.00	0	0	1	0	0	0	0	0	1.0	0	0	0	0	1	0	0	0	3	.000	0	0	0	0	0



32

# MICHAEL FITZSIMMONS



R-JR. | INF | LEADS, TENN. | MEMPHIS UNIVERSITY SCHOOL

SEASON HIGHS	
▶ Runs:	1, 3x, MR at Texas A&M (3/23)
▶ Hits:	1, 7x, MR vs. Arkansas Pine Bluff (5/2)
▶ Home Runs:	1, at Texas A&M (3/23)
▶ RBI:	4, at Texas A&M (3/23)
▶ Walks:	1, 2x, MR at Georgia State (3/14)
▶ Stolen Bases:	--
▶ Assists:	--

CAREER HIGHS	
▶ Runs:	1, 19x, MR at Texas A&M (3/23/18)
▶ Hits:	2, 4x, MR vs Texas Tech (3/4/17)
▶ Home Runs:	1, 5x, MR at Texas A&M (3/23)
▶ RBI:	4, at Texas A&M (3/23/18)
▶ Walks:	2, at Georgia (5/6/16)
▶ Stolen Bases:	None
▶ Assists:	None


Date	Opponent	Pos	AB	R	H	RBI	2B	3B	HR	BB	SB	CS	HBP	SAC	SF	GDP	K	PO	A	E	Avg	
Feb 17	WINTHROP	ph	1	0	1	0	1	0	0	0	0	0	0	0	0	0	0	0	0	0	0	1.000
Feb 24	TULANE	ph/1b	0	0	0	0	0	0	0	0	0	0	1	0	0	0	0	2	0	0	0	1.000
Mar 04	at Long Beach State	ph/1b	1	0	0	0	0	0	0	0	0	0	0	0	0	0	1	2	0	0	0	.500
Mar 06	AUSTIN PEAY	ph/1b	1	0	0	0	0	0	0	0	0	0	0	0	0	0	0	1	1	0	0	.333
Mar 07	LITTLE ROCK	*dh	1	1	1	0	1	0	0	1	0	0	0	0	0	0	0	0	0	0	0	.500
Mar 13	at Georgia State	ph/dh	1	0	0	0	0	0	0	1	0	0	0	0	0	0	0	0	0	0	0	.400
Mar 14	at Georgia State	ph/1b	2	1	1	0	0	0	0	0	0	0	0	0	0	0	1	2	0	0	0	.429
Mar 17	TENNESSEE	ph	1	0	0	0	0	0	0	0	0	0	0	0	0	0	0	0	0	0	0	.375
Mar 20	NEW ORLEANS	ph/1b	0	0	0	0	0	0	0	0	0	0	1	0	0	0	0	0	0	0	0	.375
Mar 23	at Texas A&M	ph	1	1	1	4	0	0	1	0	0	0	0	0	0	0	0	0	0	0	0	.444
Apr 04	at Memphis	ph	1	1	1	0	0	0	0	1	0	0	0	0	0	0	0	0	0	0	0	.500
Apr 8	at Mississippi State	1b	0	0	0	0	0	0	0	0	0	0	0	0	0	0	0	0	0	0	0	.500
Apr 18	ARKANSAS STATE	ph/1b	1	0	0	0	0	0	0	0	0	0	0	0	0	0	0	0	0	0	0	.455
Apr 20	GEORGIA	ph	1	0	0	0	0	0	0	0	0	0	0	0	0	0	0	0	0	0	0	.417
Apr 24	vs Mississippi State	of/ph	1	0	1	1	1	0	0	0	0	0	0	0	0	0	0	0	0	0	0	.462
Apr 26	LSU	dh	1	0	0	0	0	0	0	0	0	0	0	0	0	1	0	0	0	0	0	.429
May 02	ARKANSAS PINE BLU	ph	1	0	1	0	0	0	0	0	0	0	0	0	0	0	0	0	0	0	0	.467
May 04	at South Carolina	ph	1	0	0	0	0	0	0	0	0	0	0	0	0	0	1	0	0	0	0	.438
Totals		1gs	16	4	7	5	3	0	1	3	0	0	2	0	0	1	3	7	1	0	0	.438

On base pct. .571 • Slugging pct. .812

FITZSIMMONS' CAREER STATS

Year	Avg.	GP	GS	AB	R	H	2B	3B	HR	RBI	TB	SLG%	BB	HBP	SO	GDP	OB%	SF	SH	SB	ATT	PO	A	E	FLD%
2016	.265	43	29	98	12	26	7	0	3	14	42	.429	9	3	27	3	.342	1	1	0	0	13	1	0	1.000
2017	.175	29	10	40	4	7	1	0	1	4	11	.275	5	2	13	2	.298	0	0	0	0	22	0	0	1.000
2018	.438	18	1	16	4	7	3	0	1	5	13	.813	3	2	3	1	.571	0	0	0	0	7	1	0	1.000
TOTAL	.260	90	40	154	20	40	11	0	5	23	66	.429	17	7	43	6	.358	1	1	0	0	42	2	0	1.000





39

BRADY FEIGL



R-JR. | RHP | CHESTERFIELD, MO. | CENTRAL HS

SEASON HIGHS	
▶ IP (Start):	7.1, at Long Beach State (3/3)
▶ IP (Relief):	--
▶ Strikeouts:	9, 2x, MR vs. LSU (4/27)
▶ ER Allowed:	8, at South Carolina (5/5)
▶ Runs Allowed:	8, 2x, MR at South Carolina (5/5)
▶ Walks:	4, 2x, MR vs. Arkansas (3/30)
▶ Hits Allowed:	8, vs. Eastern Illinois (3/9)

CAREER HIGHS	
▶ IP (Start):	8.0 vs. Furman (3/11/17)
▶ IP (Relief):	5.1 at Mississippi State (4/2/16)
▶ Strikeouts:	10, vs. Furman (3/11/17)
▶ ER Allowed:	8, at South Carolina (5/5/18)
▶ Runs Allowed:	8, 2x, MR at South Carolina (5/5/18)
▶ Walks:	4, 2x, MR vs. Arkansas (3/30/18)
▶ Hits Allowed:	9 vs. East Carolina (2/19/17)

Date	Opponent	GS	IP	H	R	ER	BB	SO	2B	3B	HR	WP	BK	HBP	IBB	Score	W-L	Sv	ERA	NP
Feb 17	WINTHROP	*	6.0	6	0	0	1	6	0	0	0	1	0	0	0	8-1	1-0	0	0.00	88
Feb 24	TULANE	*	6.0	2	1	0	0	6	0	0	0	0	0	0	0	9-1	2-0	0	0.00	73
Mar 03	at Long Beach State-2	*	7.1	6	3	3	1	6	1	0	0	0	0	1	0	4-3	3-0	0	1.40	92
Mar 09	EASTERN ILLINOIS	*	7.0	8	0	0	0	7	1	0	0	0	0	0	0	4-0	4-0	0	1.03	96
Mar 17	TENNESSEE	*	6.1	4	1	1	1	9	0	0	1	0	0	1	0	7-1	5-0	0	1.10	96
Mar 23	at Texas A&M	*	6.1	5	6	5	4	4	1	0	1	1	0	0	0	6-7	5-1	0	2.08	100
Mar 30	ARKANSAS	*	5.1	7	2	2	4	4	0	0	0	0	0	0	0	5-4	6-1	0	2.23	89
Apr 7	at Mississippi State-1	*	2.1	5	8	5	2	2	1	0	0	3	0	1	0	3-13	6-2	0	3.09	60
Apr 15	at Vanderbilt-1	*	5.1	2	4	3	2	4	2	0	0	0	0	2	0	7-8	6-2	0	3.29	76
Apr 21	GEORGIA-1	*	5.1	7	3	3	3	1	0	0	1	1	0	0	0	8-4	7-2	0	3.45	95
Apr 27	LSU	*	6.2	6	2	2	1	9	2	0	0	2	0	0	0	2-5	7-3	0	3.38	110
May 05	at South Carolina	*	3.1	7	8	8	3	6	1	0	1	0	0	0	0	6-11	7-4	0	4.28	72
Totals		12	67.1	65	38	32	22	64	9	0	4	8	0	5	0	69-58	7-4	0	4.28	-

FEIGL'S CAREER STATS

Year	ERA	W	L	App	GS	CG	SHO	CBO	SV	IP	H	R	ER	BB	SO	2B	3B	HR	BF	B/Avg	WP	HBP	BK	SFA	SHA
2016	3.76	4	0	26	0	0	0	1	0	40.2	44	23	17	14	39	9	1	0	184	.273	1	5	0	3	1
2017	4.08	2	2	17	6	0	0	1	1	53.0	55	28	24	10	54	7	2	4	226	.266	8	5	0	0	4
2018	4.28	7	4	12	12	0	0	1	0	67.1	65	38	32	22	64	9	0	4	285	.256	8	5	0	1	3
TOTAL	4.08	13	6	55	18	0	0	3	1	161.0	164	89	73	46	157	25	3	8	695	.264	17	15	0	4	8



40

# HOUSTON ROTH



SO. | RHP | OXFORD, MISS. | OXFORD HS


SEASON HIGHS	
▶ IP (Start):	5.0, 4x, MR vs. Southern Miss (4/10)
▶ IP (Relief):	3.0, vs. Winthrop (2/16)
▶ Strikeouts:	7, 4x, MR vs. Southern Miss (4/10)
▶ ER Allowed:	4, 2x, MR vs. Austin Peay (3/6)
▶ Runs Allowed:	4, 2x, MR vs. Austin Peay (3/6)
▶ Walks:	4, 2x, MR at Memphis (4/4)
▶ Hits Allowed:	7, 3x, MR vs. Southern Miss (3/27)

CAREER HIGHS	
▶ IP (Start):	5.0, 4x, MR vs. Southern Miss (4/10/18)
▶ IP (Relief):	3.0, 2x, MR vs. Winthrop (2/16/18)
▶ Strikeouts:	7, 4x, MR vs. Southern Miss (4/10/18)
▶ ER Allowed:	4, 2x, vs. Austin Peay (3/6/18)
▶ Runs Allowed:	4, 3x, MR vs. Austin Peay (3/6/18)
▶ Walks:	4, 2x, MR at Memphis (4/4/18)
▶ Hits Allowed:	7, 3x, MR vs. Southern Miss (3/27/18)

Date	Opponent	GS	IP	H	R	ER	BB	SO	2B	3B	HR	WP	BK	HBP	IBB	Score	W-L	Sv	ERA	NP
Feb 16	WINTHROP		3.0	2	2	0	0	4	1	0	0	0	0	0	0	7-3	0-0	0	0.00	51
Feb 20	MEMPHIS	*	4.0	3	2	2	3	6	2	0	1	0	0	0	0	8-6	1-0	0	2.57	77
Feb 27	MURRAY STATE	*	5.0	5	4	4	2	6	2	0	1	0	0	0	0	7-6	1-0	0	4.50	80
Mar 06	AUSTIN PEAY	*	4.2	7	4	4	2	6	2	0	0	1	0	1	0	11-4	1-0	0	5.40	93
Mar 13	at Georgia State	*	5.0	7	2	2	1	7	2	0	1	1	0	0	0	5-3	2-0	0	4.98	89
Mar 20	NEW ORLEANS	*	5.0	5	3	3	2	7	0	1	0	1	0	1	0	9-4	3-0	0	5.06	96
Mar 27	SOUTHERN MISS		5.0	7	1	1	1	7	2	0	1	0	0	0	0	7-6	3-0	0	4.55	86
Apr 04	at Memphis	*	4.1	3	0	0	4	5	1	0	0	0	0	2	0	12-0	4-0	0	4.00	91
Apr 10	vs Southern Miss	*	5.0	5	3	3	4	7	2	0	0	0	0	0	0	11-3	5-0	0	4.17	97
May 05	at South Carolina		2.0	1	0	0	1	1	0	0	0	0	0	0	0	6-11	5-0	0	3.98	30
Totals		7	43.0	45	21	19	20	56	14	1	4	3	0	4	0	83-46	5-0	0	3.98	-

ROTH'S CAREER STATS

Year	ERA	W	L	App	GS	CG	SHO	CBO	SV	IP	H	R	ER	BB	SO	2B	3B	HR	BF	B/Avg	WP	HBP	BK	SFA	SHA
2017	1.57	3	0	18	0	0	0	1	0	28.2	25	10	5	8	41	7	1	3	123	.231	4	2	0	3	2
2018	3.98	5	0	10	7	0	0	1	0	43.0	45	21	19	20	56	14	1	4	192	.273	3	4	0	2	1
TOTAL	3.01	8	0	28	7	0	0	2	0	71.2	70	31	24	28	97	21	2	7	315	.256	7	6	0	5	3



# 41 PIERCE SMITH



JR. | LHP | MARIETTA, GA. | CHATTAHOOCHEE VALLEY CC

### SEASON HIGHS

- ▶ IP (Start): --
- ▶ IP (Relief): .1, at Georgia State, (3/14)
- ▶ Strikeouts: --
- ▶ ER Allowed: 2, at Georgia State (3/14)
- ▶ Runs Allowed: 2, at Georgia State (3/14)
- ▶ Walks: --
- ▶ Hits Allowed: --

### CAREER HIGHS

- ▶ IP (Start): --
- ▶ IP (Relief): .1, at Georgia State, (3/14/18)
- ▶ Strikeouts: --
- ▶ ER Allowed: 2, at Georgia State (3/14/18)
- ▶ Runs Allowed: 2, at Georgia State (3/14/18)
- ▶ Walks: --
- ▶ Hits Allowed: --

Date	Opponent	GS	IP	H	R	ER	BB	SO	2B	3B	HR	WP	BK	HBP	IBB	Score	W-L	Sv	ERA	NP
Mar 14	at Georgia State		0.1	0	2	2	0	0	0	0	0	1	0	3	0	16-2	0-0	0	54.00	14
<b>Totals</b>		0	0.1	0	2	2	0	0	0	0	0	1	0	3	0	16-2	0-0	0	54.00	-

### SMITH'S CAREER STATS

Year	ERA	W	L	App	GS	CG	SHO	CBO	SV	IP	H	R	ER	BB	SO	2B	3B	HR	BF	B/Avg	WP	HBP	BK	SFA	SHA
2018	54.00	0	0	1	0	0	0	0	0	0.1	0	2	2	0	0	0	0	0	4	.000	1	3	0	0	0
<b>TOTAL</b>	54.00	0	0	1	0	0	0	0	0	0.1	0	2	2	0	0	0	0	0	4	.000	1	3	0	0	0



# 42 TIM ROWE



SR. | OF | HERNANDO, MISS. | ITAWAMBA CC

SEASON HIGHS	
▶	Runs: 2, 2x, MR vs. Tennessee (3/19)
▶	Hits: 3, 2x, MR vs. LSU (4/26)
▶	Home Runs: 1, vs. Winthrop (2/16)
▶	RBI: 3, vs. Winthrop (2/16)
▶	Walks: 2, vs. Winthrop (2/18)
▶	Stolen Bases: --
▶	Assists: --


CAREER HIGHS	
▶	Runs: 3, vs. ULM (5/2/17)
▶	Hits: 3, 3x, MR vs. LSU (4/26/18)
▶	Home Runs: 1, 4x, MR vs. Winthrop (2/16/18)
▶	RBI: 3, 4x, MR vs. Winthrop (2/16/18)
▶	Walks: 2, vs. Winthrop (2/18/18)
▶	Stolen Bases: 1, vs. Vanderbilt (3/19/17)
▶	Assists: None

Date	Opponent	Pos	AB	R	H	RBI	2B	3B	HR	BB	SB	CS	HBP	SAC	SF	GDP	K	PO	A	E	Avg
Feb 16	WINTHROP	*dh	3	2	1	3	0	0	1	1	0	0	0	0	0	0	2	0	0	0	.333
Feb 17	WINTHROP	*of	3	0	0	0	0	0	0	0	0	0	0	0	0	0	0	0	0	0	.167
Feb 18	WINTHROP	*dh	2	0	0	0	0	0	0	2	0	0	0	0	0	0	1	0	0	0	.125
Feb 27	MURRAY STATE	ph	1	0	0	0	0	0	0	0	0	0	0	0	0	0	1	0	0	0	.111
Mar 03	at Long Beach State-1	ph	1	0	0	0	0	0	0	0	0	0	0	0	0	0	0	0	0	0	.100
Mar 04	at Long Beach State	ph	1	0	1	0	1	0	0	0	0	0	0	0	0	0	0	0	0	0	.182
Mar 07	LITTLE ROCK	dh	1	0	0	0	0	0	0	0	0	0	0	0	0	0	1	0	0	0	.167
Mar 14	at Georgia State	ph/dh	1	0	0	0	0	0	0	1	0	0	0	0	0	0	1	0	0	0	.154
Mar 17	TENNESSEE	*dh	3	2	2	0	0	0	0	0	0	0	0	0	0	0	0	0	0	0	.250
Mar 18	TENNESSEE	*dh	4	0	1	0	0	0	0	0	0	0	0	0	0	0	0	0	0	0	.250
Apr 04	at Memphis	ph	1	0	0	0	0	0	0	0	0	0	0	0	0	0	0	0	0	0	.238
Apr 7	at Mississippi State-1	ph	1	0	0	0	0	0	0	0	0	0	0	0	0	0	0	0	0	0	.227
Apr 8	at Mississippi State	ph	1	0	0	0	0	0	0	0	0	0	0	0	0	0	0	0	0	0	.217
Apr 10	vs Southern Miss	ph	1	0	0	0	0	0	0	0	0	0	0	0	0	0	0	0	0	0	.208
Apr 20	GEORGIA	ph	1	0	0	0	0	0	0	0	0	0	0	0	0	0	1	0	0	0	.200
Apr 24	vs Mississippi State	*of	3	1	3	1	1	0	0	0	0	0	0	0	0	0	0	3	0	0	.286
Apr 26	LSU	*of	4	1	3	1	3	0	0	0	0	0	0	0	0	0	1	1	0	0	.344
Apr 27	LSU	*of	4	0	1	0	0	0	0	0	0	0	0	0	0	0	2	2	0	0	.333
Apr 28	LSU	*of	3	1	1	1	1	0	0	0	0	0	0	0	0	0	1	2	0	0	.333
May 02	ARKANSAS PINE BLU	*of	2	0	0	0	0	0	0	1	0	0	0	0	0	0	0	0	0	0	.317
May 05	at South Carolina	ph	1	1	1	1	1	0	0	0	0	0	0	0	0	0	0	0	0	0	.333
May 06	at South Carolina	ph	1	0	0	0	0	0	0	0	0	0	0	0	0	0	1	0	0	0	.326
Totals		10gs	43	8	14	7	7	0	1	5	0	0	0	0	0	0	12	8	0	0	.326

On base pct. .396 • Slugging pct. .558

ROWE'S CAREER STATS

Year	Avg.	GP	GS	AB	R	H	2B	3B	HR	RBI	TB	SLG%	BB	HBP	SO	GDP	OB%	SF	SH	SB	ATT	PO	A	E	FLD%
2017	.254	47	30	126	16	32	10	0	3	20	51	.405	6	1	32	2	.293	0	0	1	1	4	0	0	1.000
2018	.326	22	10	43	8	14	7	0	1	7	24	.558	5	0	12	0	.396	0	0	0	0	8	0	0	1.000
TOTAL	.272	69	40	169	24	46	17	0	4	27	75	.444	11	1	44	2	.320	0	0	1	1	12	0	0	1.000



44

CARL GINDL



FR. | OF | CANTONMENT, FLA. | PENSACOLA CATHOLIC HS

SEASON HIGHS

- ▶ Runs: 1, 3x, MR vs. Southern Miss (4/10)
- ▶ Hits: --
- ▶ Home Runs: --
- ▶ RBI: 1, 2x, MR vs. New Orleans (3/20)
- ▶ Walks: 1, vs. Little Rock (3/7)
- ▶ Stolen Bases: 1, vs. Winthrop (2/17)
- ▶ Assists: --

CAREER HIGHS

- ▶ Runs: 1, 3x, MR vs. Southern Miss (4/10/18)
- ▶ Hits: --
- ▶ Home Runs: --
- ▶ RBI: 1, 2x, MR vs. New Orleans (3/20)
- ▶ Walks: 1, vs. Little Rock (3/7/18)
- ▶ Stolen Bases: 1, vs. Winthrop (2/17/18)
- ▶ Assists: --


Date	Opponent	Pos	AB	R	H	RBI	2B	3B	HR	BB	SB	CS	HBP	SAC	SF	GDP	K	PO	A	E	Avg	
Feb 17	WINTHROP	pr	0	1	0	0	0	0	0	0	0	1	0	0	0	0	0	0	0	0	0	.000
Feb 24	TULANE	ph/of	1	0	0	0	0	0	0	0	0	0	0	0	0	0	0	0	0	0	0	.000
Feb 27	MURRAY STATE	pr	0	0	0	0	0	0	0	0	0	0	0	0	0	0	0	0	0	0	0	.000
Mar 06	AUSTIN PEAY	pr	0	1	0	0	0	0	0	0	0	0	0	0	0	0	0	0	0	0	0	.000
Mar 07	LITTLE ROCK	ph/of	0	0	0	1	0	0	0	1	0	0	0	0	0	0	0	0	0	0	0	.000
Mar 11	EASTERN ILLINOIS	ph	1	0	0	0	0	0	0	0	0	0	0	0	0	0	0	0	0	0	0	.000
Mar 14	at Georgia State	ph/of	1	0	0	0	0	0	0	0	0	0	0	0	0	0	1	0	0	0	.000	
Mar 20	NEW ORLEANS	ph	0	0	0	1	0	0	0	0	0	0	0	0	1	0	0	0	0	0	.000	
Apr 04	at Memphis	ph/of	1	0	0	0	0	0	0	0	0	0	0	0	0	0	1	0	0	0	.000	
Apr 10	vs Southern Miss	pr	0	1	0	0	0	0	0	0	0	0	0	0	0	0	0	0	0	0	0	.000
Apr 18	ARKANSAS STATE	ph/of	1	0	0	0	0	0	0	0	0	0	0	0	0	0	0	0	0	0	.000	
Apr 24	vs Mississippi State	pr/of	0	0	0	0	0	0	0	0	0	0	0	0	0	0	0	0	0	0	0	.000
May 02	ARKANSAS PINE BLU	ph/of	0	1	0	0	0	0	0	1	0	0	0	0	0	0	0	0	0	0	0	.000
Totals		Ogs	5	4	0	2	0	0	0	2	1	0	0	0	1	0	2	0	0	0	0	.000

On base pct. .250 • Slugging pct. .000

GINDL'S CAREER STATS

Year	Avg.	GP	GS	AB	R	H	2B	3B	HR	RBI	TB	SLG%	BB	HBP	SO	GDP	OB%	SF	SH	SB	ATT	PO	A	E	FLD%
2018	.000	13	0	5	4	0	0	0	0	2	0	.000	2	0	2	0	.250	1	0	1	1	0	0	0	.000
TOTAL	.000	13	0	5	4	0	0	0	0	2	0	.000	2	0	2	0	.250	1	0	1	1	0	0	0	.000





# 65 PARKER CARACCI



R-SO. | RHP | JACKSON, MISS. | JACKSON PREP

SEASON HIGHS	
▶ IP (Start):	--
▶ IP (Relief):	4.0, 2x, MR at South Carolina (5/6)
▶ Strikeouts:	7, vs. Tennessee (3/19)
▶ ER Allowed:	2, 2x, MR vs. Mississippi State (4/24)
▶ Runs Allowed:	2, 2x, MR vs. Mississippi State (4/24)
▶ Walks:	2, vs. LSU (4/28)
▶ Hits Allowed:	4, at South Carolina (5/6)

CAREER HIGHS	
▶ IP (Start):	--
▶ IP (Relief):	4.0, 2x, MR at South Carolina (5/6/18)
▶ Strikeouts:	7, vs. Tennessee (3/19/18)
▶ ER Allowed:	2, 2x, MR vs. Mississippi State (4/24)
▶ Runs Allowed:	2, 2x, MR vs. Mississippi State (4/24)
▶ Walks:	2, vs. LSU (4/28/18)
▶ Hits Allowed:	4, at South Carolina (5/6/18)

Date	Opponent	GS	IP	H	R	ER	BB	SO	2B	3B	HR	WP	BK	HBP	IBB	Score	W-L	Sv	ERA	NP
Feb 17	WINTHROP		1.0	0	0	0	1	2	0	0	0	0	0	0	0	8-1	0-0	0	0.00	26
Feb 24	TULANE		2.0	0	0	0	0	4	0	0	0	0	0	0	0	9-1	0-0	0	0.00	21
Feb 27	MURRAY STATE		1.1	2	0	0	0	3	0	0	0	1	0	0	0	7-6	1-0	0	0.00	23
Mar 07	LITTLE ROCK		2.0	1	0	0	0	5	0	0	0	0	0	0	0	10-2	2-0	0	0.00	29
Mar 11	EASTERN ILLINOIS		1.0	1	0	0	0	1	1	0	0	0	0	0	0	7-3	2-0	0	0.00	14
Mar 13	at Georgia State		1.0	2	1	1	0	3	1	0	0	0	0	0	0	5-3	2-0	0	1.08	22
Mar 16	TENNESSEE		1.1	2	0	0	0	1	0	0	0	0	0	0	0	6-8	2-0	0	0.93	22
Mar 18	TENNESSEE		3.0	2	0	0	0	7	0	0	0	0	0	0	0	5-0	2-0	1	0.71	43
Mar 22	at Texas A&M		2.0	2	0	0	0	5	0	0	0	0	0	0	0	5-4	2-0	2	0.61	34
Mar 24	at Texas A&M		1.0	2	1	1	0	2	1	0	0	0	0	0	0	7-6	2-0	3	1.15	33
Mar 27	SOUTHERN MISS		1.0	2	1	0	1	1	0	0	0	0	0	0	0	7-6	2-0	4	1.08	18
Mar 30	ARKANSAS		2.0	1	0	0	1	3	1	0	0	1	0	0	0	5-4	2-0	5	0.96	31
Mar 31	ARKANSAS		1.2	1	0	0	0	1	1	0	0	0	0	0	0	11-10	2-0	6	0.89	23
Apr 8	at Mississippi State		4.0	2	1	1	1	3	1	0	0	0	0	1	0	5-7	2-0	6	1.11	50
Apr 15	at Vanderbilt-1		1.2	3	2	2	1	2	1	0	0	1	0	1	0	7-8	2-0	6	1.73	48
Apr 20	GEORGIA		1.0	2	1	1	1	1	0	0	0	0	0	0	0	2-3	2-1	6	2.00	22
Apr 21	GEORGIA-2		1.1	0	0	0	0	2	0	0	0	0	0	0	0	5-2	2-1	7	1.91	23
Apr 24	vs Mississippi State		0.1	2	2	2	1	0	1	0	0	0	0	0	1	6-7	2-2	7	2.51	10
Apr 28	LSU		1.0	0	0	0	2	2	0	0	0	0	0	0	0	9-8	2-2	8	2.43	24
May 06	at South Carolina		4.0	4	0	0	0	4	1	0	0	0	0	0	0	6-5	3-2	8	2.14	74
Totals		0	33.2	31	9	8	9	52	9	0	0	3	0	2	1	132-94	3-2	8	2.14	-

CARACCI'S CAREER STATS

Year	ERA	W	L	App	GS	CG	SHO	CBO	SV	IP	H	R	ER	BB	SO	2B	3B	HR	BF	B/Avg	WP	HBP	BK	SFA	SHA
2018	2.14	3	2	20	0	0	0	1	8	33.2	31	9	8	9	52	9	0	0	140	.250	3	2	0	1	4
TOTAL	2.14	3	2	20	0	0	0	1	8	33.2	31	9	8	9	52	9	0	0	140	.250	3	2	0	1	4







**2018 OLE MISS BASEBALL**  
**Overall Statistics for Ole Miss (as of May 06, 2018)**  
**(All games Sorted by Batting avg)**



Record: 36-13 Home: 25-4 Away: 10-8 Neutral: 1-1 SEC: 13-11

Player	avg	gp-gs	ab	r	h	2b	3b	hr	rbi	tb	slg%	bb	hp	so	gdp	ob%	sf	sh	sb-att	po	a	e	fld%	
2 Ryan Olenek	.414	45-45	174	30	72	17	0	3	25	98	.563	7	6	12	7	.447	3	4	8-15	82	14	5	.950	
11 Chase Cockrell	.352	39-37	125	32	44	10	0	7	29	75	.600	12	5	36	2	.421	3	0	1-2	0	0	0	.000	
15 Grae Kessinger	.304	46-46	181	44	55	12	0	5	29	82	.453	26	2	25	2	.393	2	2	6-6	65	111	8	.957	
14 Cole Zabowski	.303	42-39	145	24	44	5	0	7	28	70	.483	14	4	29	3	.378	1	0	0-0	238	21	3	.989	
10 Tyler Keenan	.300	42-38	130	26	39	9	0	5	25	63	.485	11	9	32	4	.388	2	0	1-3	20	62	2	.976	
6 Thomas Dillard	.299	49-49	174	48	52	10	2	11	48	99	.569	36	4	42	3	.430	0	0	14-16	86	1	0	1.000	
7 Nick Fortes	.295	49-49	176	43	52	9	1	10	43	93	.528	38	2	19	6	.416	5	0	8-11	409	37	5	.989	
8 Will Golsan	.285	49-49	186	30	53	10	2	3	38	76	.409	17	5	28	2	.350	6	0	3-6	110	3	2	.983	
1 Jacob Adams	.254	42-35	114	26	29	5	0	2	16	40	.351	22	5	23	5	.392	2	2	5-8	45	81	2	.984	
-----																								
32 Michael Fitzsimmons	.438	18-1	16	4	7	3	0	1	5	13	.813	3	2	3	1	.571	0	0	0-0	7	1	0	1.000	
42 Tim Rowe	.326	22-10	43	8	14	7	0	1	7	24	.558	5	0	12	0	.396	0	0	0-0	8	0	0	1.000	
25 Tim Elko	.229	26-11	48	10	11	3	0	1	5	17	.354	3	0	14	0	.269	1	0	2-2	16	17	2	.943	
13 Cooper Johnson	.206	24-19	63	8	13	0	0	2	9	19	.302	8	1	3	5	.301	1	1	0-1	155	18	0	1.000	
3 Anthony Servideo	.200	27-13	50	7	10	2	0	1	5	15	.300	4	2	17	0	.286	0	1	0-1	21	24	2	.957	
9 Michael Spears	.125	21-0	16	5	2	1	0	0	4	3	.188	6	0	7	0	.364	0	0	0-0	5	0	0	1.000	
44 Carl Gindl	.000	13-0	5	4	0	0	0	0	2	0	.000	2	0	2	0	.250	1	0	1-1	0	0	0	.000	
40 Houston Roth	.000	1-0	0	0	0	0	0	0	0	0	.000	0	0	0	0	.000	0	0	0-0	3	4	0	1.000	
Totals	.302	49	1646	349	497	103	5	59	318	787	.478	214	47	304	40	.392	27	10	49-72	1301	440	37	.979	
Opponents	.255	49	1657	215	422	89	9	31	199	622	.375	160	37	461	24	.331	14	17	26-40	1249	527	52	.972	

LOB - Team (346), Opp (369). DPs turned - Team (30), Opp (50). IBB - Team (5), T. Dillard 3, C. Zabowski 1, T. Rowe 1, Opp (4). Picked off - J. Adams 3, N. Fortes 1, T. Dillard 1, C. Zabowski 1, G. Kessinger 1, Fitzsimmons 1.

**(All games Sorted by Earned run avg)**

Player	era	w-l	app	gs	cg	sho	sv	ip	h	r	er	bb	so	2b	3b	hr	b/avg	wp	hp	bk	sfa	sha
18 Connor Green	0.00	0-0	7	0	0	0/1	0	8.0	7	0	0	5	7	0	0	0	.233	0	1	0	0	0
31 Colin Coates	0.00	0-0	1	0	0	0/0	0	1.0	0	0	0	0	1	0	0	0	.000	0	0	0	0	0
28 Austin Miller	1.93	0-0	10	0	0	0/1	0	14.0	10	4	3	2	17	3	1	0	.192	0	0	0	0	0
65 Parker Caracci	2.14	3-2	20	0	0	0/1	8	33.2	31	9	8	9	52	9	0	0	.250	3	2	0	1	4
24 Dallas Woolfolk	2.51	1-1	16	0	0	0/0	6	14.1	18	4	4	5	16	2	0	2	.310	1	1	0	0	0
29 Max Cioffi	2.65	0-0	11	0	0	0/1	0	17.0	14	5	5	6	11	4	1	1	.226	1	1	0	1	0
20 Will Ethridge	3.93	2-1	20	0	0	0/1	2	34.1	33	19	15	8	34	5	2	4	.250	2	4	0	1	3
12 Greer Holston	3.95	1-0	18	0	0	0/0	0	27.1	31	15	12	6	28	8	0	2	.277	2	4	0	0	1
40 Houston Roth	3.98	5-0	10	7	0	0/1	0	43.0	45	21	19	20	56	14	1	4	.273	3	4	0	2	1
21 Jordan Fowler	4.08	5-0	12	6	0	0/1	0	28.2	26	14	13	12	25	8	0	2	.239	4	0	0	1	0
26 James McArthur	4.09	5-0	12	12	0	0/1	0	55.0	44	27	25	29	47	7	1	7	.222	5	6	1	3	4
22 Ryan Rolison	4.13	6-4	12	12	0	0/0	0	69.2	74	40	32	29	85	15	1	3	.266	7	3	1	2	1
39 Brady Feigl	4.28	7-4	12	12	0	0/1	0	67.1	65	38	32	22	64	9	0	4	.256	8	5	0	1	3
17 Will Stokes	7.65	1-1	16	0	0	0/0	1	20.0	24	17	17	7	18	5	2	2	.304	1	3	0	2	0
41 Pierce Smith	54.00	0-0	1	0	0	0/0	0	0.1	0	2	2	0	0	0	0	0	.000	1	3	0	0	0
Totals	3.88	36-13	49	49	0	3/3	17	433.2	422	215	187	160	461	89	9	31	.255	38	37	2	14	17
Opponents	6.68	13-36	49	49	0	0/0	6	416.1	497	349	309	214	304	103	5	59	.302	57	47	5	27	10

PB - Team (12), C. Johnson 9, N. Fortes 3, Opp (8). Pickoffs - Team (10), R. Rolison 3, B. Feigl 3, C. Johnson 1, P. Caracci 1, H. Roth 1, N. Fortes 1, Opp (8). SBA/ATT - N. Fortes (21-31), R. Rolison (8-11), P. Caracci (7-9), B. Feigl (7-8), C. Johnson (5-8), H. Roth (0-3), J. McArthur (1-3), W. Ethridge (1-2), J. Fowler (1-2), D. Woolfolk (0-1), W. Stokes (1-1).



**2018 OLE MISS BASEBALL**  
**Conference statistics for Ole Miss (as of May 06, 2018)**  
**(SEC games only Sorted by Batting avg)**



Record: 13-11 Home: 8-4 Away: 5-7 SEC: 13-11

Player	avg	gp-gs	ab	r	h	2b	3b	hr	rbi	tb	slg%	bb	hp	so	gdp	ob%	sf	sh	sb-att	po	a	e	fld%	
2 Ryan Olenek	.494	22-22	89	15	44	10	0	3	15	63	.708	3	2	6	3	.516	1	2	5-8	37	5	2	.955	
14 Cole Zabowski	.321	23-20	81	14	26	3	0	4	11	41	.506	9	1	17	2	.391	1	0	0-0	149	16	1	.994	
10 Tyler Keenan	.301	23-22	73	16	22	6	0	4	17	40	.548	6	7	21	2	.398	2	0	0-1	12	39	1	.981	
8 Will Golsan	.297	24-24	91	15	27	4	0	3	17	40	.440	5	4	13	1	.353	2	0	1-3	57	0	1	.983	
11 Chase Cockrell	.284	22-22	74	16	21	3	0	3	12	33	.446	9	3	22	1	.375	2	0	1-1	0	0	0	.000	
7 Nick Fortes	.278	24-24	90	15	25	6	1	5	21	48	.533	16	1	10	4	.389	1	0	3-4	205	21	3	.987	
15 Grae Kessinger	.272	23-23	92	22	25	5	0	3	14	39	.424	13	0	14	0	.355	2	1	2-2	34	47	7	.920	
1 Jacob Adams	.232	23-22	69	11	16	3	0	1	12	22	.319	13	2	16	3	.369	0	2	2-3	26	47	1	.986	
6 Thomas Dillard	.231	24-24	91	17	21	4	0	3	14	34	.374	14	2	24	3	.346	0	0	5-6	46	1	0	1.000	
-----																								
42 Tim Rowe	.391	10-5	23	5	9	5	0	0	3	14	.609	0	0	6	0	.391	0	0	0-0	5	0	0	1.000	
3 Anthony Servideo	.250	12-1	8	2	2	0	0	0	0	2	.250	0	0	2	0	.250	0	0	0-0	2	3	2	.714	
13 Cooper Johnson	.200	9-5	15	0	3	0	0	0	1	3	.200	1	0	1	3	.250	0	1	0-0	32	4	0	1.000	
32 Michael Fitzsimmons	.200	6-0	5	1	1	0	0	1	4	4	.800	0	0	1	1	.200	0	0	0-0	0	0	0	.000	
25 Tim Elko	.154	11-2	13	2	2	1	0	0	0	3	.231	1	0	6	0	.214	0	0	0-0	3	4	0	1.000	
9 Michael Spears	.000	7-0	6	1	0	0	0	0	0	0	.000	0	0	3	0	.000	0	0	0-0	2	0	0	1.000	
40 Houston Roth	.000	1-0	0	0	0	0	0	0	0	0	.000	0	0	0	0	.000	0	0	0-0	0	0	0	.000	
Totals	.298	24	820	152	244	50	1	30	141	386	.471	90	22	162	23	.378	11	6	19-28	631	213	21	.976	
Opponents	.285	24	829	140	236	47	6	17	128	346	.417	90	19	211	13	.365	8	11	18-25	624	248	24	.973	

LOB - Team (173), Opp (186). DPs turned - Team (17), Opp (29). IBB - Team (2), C. Zabowski 1, T. Dillard 1, Opp (3). Picked off - J. Adams 2, T. Dillard 1.

**(SEC games only Sorted by Earned run avg)**

Player	era	w-l	app	gs	cg	sho	sv	ip	h	r	er	bb	so	2b	3b	hr	b/avg	wp	hp	bk	sfa	sha
28 Austin Miller	0.00	0-0	2	0	0	0/0	0	3.0	2	0	0	0	2	1	0	0	.182	0	0	0	0	0
40 Houston Roth	0.00	0-0	1	0	0	0/0	0	2.0	1	0	0	1	1	0	0	0	.143	0	0	0	0	0
65 Parker Caracci	1.88	1-1	12	0	0	0/1	7	24.0	21	5	5	6	33	6	0	0	.241	2	2	0	1	3
29 Max Cioffi	3.97	0-0	7	0	0	0/0	0	11.1	13	5	5	4	7	4	1	1	.289	1	0	0	1	0
20 Will Ethridge	4.76	2-1	13	0	0	0/0	0	22.2	27	16	12	6	23	2	2	3	.297	1	4	0	1	2
12 Greer Holston	4.97	0-0	8	0	0	0/0	0	12.2	19	9	7	4	12	6	0	0	.358	2	1	0	0	1
22 Ryan Rolison	5.09	3-3	8	8	0	0/0	0	46.0	56	33	26	20	53	10	1	2	.295	7	2	1	1	0
26 James McArthur	5.50	3-0	8	8	0	0/1	0	34.1	28	21	21	21	28	5	1	4	.230	4	4	0	3	2
39 Brady Feigl	6.37	3-4	8	8	0	0/0	0	41.0	43	34	29	20	39	7	0	4	.269	7	4	0	1	3
24 Dallas Woolfolk	7.36	1-1	6	0	0	0/0	0	3.2	9	3	3	1	4	2	0	1	.474	0	1	0	0	0
17 Will Stokes	12.00	0-1	8	0	0	0/0	1	9.0	15	12	12	6	9	4	1	2	.366	0	1	0	0	0
21 Jordan Fowler	27.00	0-0	1	0	0	0/0	0	0.2	2	2	2	1	0	0	0	0	.667	0	0	0	0	0
Totals	5.22	13-11	24	24	0	1/1	8	210.1	236	140	122	90	211	47	6	17	.285	24	19	1	8	11
Opponents	5.62	11-13	24	24	0	0/0	5	208.0	244	152	130	90	162	50	1	30	.298	27	22	1	11	6

PB - Team (5), C. Johnson 3, N. Fortes 2, Opp (4). Pickoffs - Team (4), R. Rolison 2, N. Fortes 1, C. Johnson 1, Opp (3). SBA/ATT - N. Fortes (15-21), P. Caracci (7-9), B. Feigl (7-7), R. Rolison (2-5), C. Johnson (3-3), J. McArthur (1-2), W. Stokes (1-1), D. Woolfolk (0-1).



**2018 OLE MISS BASEBALL**  
**Game Results for Ole Miss (as of May 06, 2018)**  
**(All games)**



Date	Opponent	Score	Inns	Overall	SEC	Pitcher of record	Attend	Time
Feb 16, 2018	WINTHROP	w 7-3	9	1-0-0	0-0-0	R. Rolison (W 1-0)	8797	2:31
Feb 17, 2018	WINTHROP	w 8-1	9	2-0-0	0-0-0	B. Feigl (W 1-0)	8185	2:43
Feb 18, 2018	WINTHROP	w 3-1	9	3-0-0	0-0-0	J. Fowler (W 1-0)	7450	2:42
Feb 20, 2018	MEMPHIS	w 8-6	9	4-0-0	0-0-0	H. Roth (W 1-0)	7742	3:12
Feb 23, 2018	TULANE	w 5-4	9	5-0-0	0-0-0	R. Rolison (W 2-0)	8013	2:47
Feb 24, 2018	TULANE	w 9-1	9	6-0-0	0-0-0	B. Feigl (W 2-0)	9310	2:35
Feb 25, 2018	TULANE	w 6-3	9	7-0-0	0-0-0	J. Fowler (W 2-0)	7708	3:03
Feb 27, 2018	MURRAY STATE	w 7-6	9	8-0-0	0-0-0	P. Caracci (W 1-0)	7415	3:30
Mar 03, 2018	at Long Beach State-1	L 3-4	9	8-1-0	0-0-0	R. Rolison (L 2-1)	1862	2:42
Mar 03, 2018	at Long Beach State-2	w 4-3	9	9-1-0	0-0-0	B. Feigl (W 3-0)	1971	3:23
Mar 04, 2018	at Long Beach State	w 12-1	9	10-1-0	0-0-0	J. McArthur (W 1-0)	2348	3:47
Mar 06, 2018	AUSTIN PEAY	w 11-4	9	11-1-0	0-0-0	W. Stokes (W 1-0)	7832	2:57
Mar 07, 2018	LITTLE ROCK	w 10-2	9	12-1-0	0-0-0	P. Caracci (W 2-0)	6749	3:20
Mar 09, 2018	EASTERN ILLINOIS	w 7-2	9	13-1-0	0-0-0	R. Rolison (W 3-1)	8301	2:35
Mar 09, 2018	EASTERN ILLINOIS	w 4-0	9	14-1-0	0-0-0	B. Feigl (W 4-0)	8301	2:25
Mar 11, 2018	EASTERN ILLINOIS	w 7-3	9	15-1-0	0-0-0	J. McArthur (W 2-0)	7173	2:33
Mar 13, 2018	at Georgia State	w 5-3	9	16-1-0	0-0-0	H. Roth (W 2-0)	435	2:52
Mar 14, 2018	at Georgia State	w 16-2	9	17-1-0	0-0-0	J. Fowler (W 3-0)	347	2:56
* Mar 16, 2018	TENNESSEE	L 6-8	9	17-2-0	0-1-0	R. Rolison (L 3-2)	7277	3:10
* Mar 17, 2018	TENNESSEE	w 7-1	9	18-2-0	1-1-0	B. Feigl (W 5-0)	8875	2:32
* Mar 18, 2018	TENNESSEE	w 5-0	9	19-2-0	2-1-0	J. McArthur (W 3-0)	7560	2:43
Mar 20, 2018	NEW ORLEANS	w 9-4	9	20-2-0	2-1-0	H. Roth (W 3-0)	9996	2:55
* Mar 22, 2018	at #12 Texas A&M	w 5-4	9	21-2-0	3-1-0	W. Ethridge (W 1-0)	4107	3:08
* Mar 23, 2018	at #12 Texas A&M	L 6-7	9	21-3-0	3-2-0	B. Feigl (L 5-1)	6261	3:17
* Mar 24, 2018	at #12 Texas A&M	w 7-6	9	22-3-0	4-2-0	D. Woolfolk (W 1-0)	6427	3:44
Mar 27, 2018	#14 SOUTHERN MISS	w 7-6	9	23-3-0	4-2-0	G. Holston (W 1-0)	9124	3:18
* Mar 29, 2018	#5 ARKANSAS	L 4-6	9	23-4-0	4-3-0	R. Rolison (L 3-3)	9619	3:27
* Mar 30, 2018	#5 ARKANSAS	w 5-4	9	24-4-0	5-3-0	B. Feigl (W 6-1)	10648	3:17
* Mar 31, 2018	#5 ARKANSAS	w 11-10	9	25-4-0	6-3-0	J. McArthur (W 4-0)	11146	3:26
Apr 04, 2018	at Memphis	w 12-0	9	26-4-0	6-3-0	H. Roth (W 4-0)	1732	3:10
* Apr 7, 2018	at Mississippi State-1	L 3-13	9	26-5-0	6-4-0	B. Feigl (L 6-2)	6168	2:51
* Apr 7, 2018	at Mississippi State-2	w 6-1	9	27-5-0	7-4-0	R. Rolison (W 4-3)	6168	3:18
* Apr 8, 2018	at Mississippi State	L 5-7	(11)	27-6-0	7-5-0	W. Stokes (L 1-1)	6059	4:17
Apr 10, 2018	vs #12 Southern Miss	w 11-3	9	28-6-0	7-5-0	H. Roth (W 5-0)	5772	3:21
* Apr 13, 2018	at #15 Vanderbilt	w 11-3	9	29-6-0	8-5-0	R. Rolison (W 5-3)	3584	3:12
* Apr 15, 2018	at #15 Vanderbilt-1	L 7-8	(8)	29-7-0	8-6-0	D. Woolfolk (L 1-1)	3030	3:08
* Apr 15, 2018	at #15 Vanderbilt-2	L 7-8	7	29-8-0	8-7-0	W. Ethridge (L 1-1)	3056	2:41
Apr 18, 2018	ARKANSAS STATE	w 10-3	9	30-8-0	8-7-0	J. Fowler (W 4-0)	8091	2:46
* Apr 20, 2018	#12 GEORGIA	L 2-3	9	30-9-0	8-8-0	P. Caracci (L 2-1)	10399	3:03
* Apr 21, 2018	#12 GEORGIA-1	w 8-4	9	31-9-0	9-8-0	B. Feigl (W 7-2)	10471	3:16
* Apr 21, 2018	#12 GEORGIA-2	w 5-2	9	32-9-0	10-8-0	J. McArthur (W 5-0)	9102	3:27
Apr 24, 2018	vs Mississippi State	L 6-7	9	32-10-0	10-8-0	P. Caracci (L 2-2)	8515	3:25
* Apr 26, 2018	LSU	w 14-3	9	33-10-0	11-8-0	R. Rolison (W 6-3)	8062	3:11
* Apr 27, 2018	LSU	L 2-5	9	33-11-0	11-9-0	B. Feigl (L 7-3)	11861	2:58
* Apr 28, 2018	LSU	w 9-8	9	34-11-0	12-9-0	W. Ethridge (W 2-1)	12152	3:00
May 02, 2018	ARKANSAS PINE BLUFF	w 10-3	9	35-11-0	12-9-0	J. Fowler (W 5-0)	7032	3:25
* May 04, 2018	at South Carolina	L 5-13	9	35-12-0	12-10-0	R. Rolison (L 6-4)	7559	3:05
* May 05, 2018	at South Carolina	L 6-11	9	35-13-0	12-11-0	B. Feigl (L 7-4)	7692	3:24
* May 06, 2018	at South Carolina	w 6-5	(10)	36-13-0	13-11-0	P. Caracci (W 3-2)	6852	4:16

( ) extra inning game

**2018 OLE MISS BASEBALL**  
**Team Game-by-Game for Ole Miss (as of May 06, 2018)**  
**Batting (All games)**

Date	Opponent	ab	r	h	rbi	2b	3b	hr	tb	bb	ibb	sb	cs	hbp	sac	sf	gdp	k	po	a	e	lob	avg
Feb 16	WINTHROP	34	7	13	6	1	0	1	17	1	0	1	0	0	1	0	0	11	27	8	2	5	.382
Feb 17	WINTHROP	37	8	14	7	5	0	1	22	0	0	2	1	1	0	1	0	5	27	15	2	7	.380
Feb 18	WINTHROP	25	3	3	3	0	0	0	3	7	1	3	0	2	0	1	0	5	27	7	1	8	.312
Feb 20	MEMPHIS	33	8	12	7	3	0	2	21	3	0	0	2	2	0	1	0	10	27	8	0	7	.326
Feb 23	TULANE	29	5	7	4	0	0	2	13	4	0	2	0	1	0	0	2	4	27	6	0	5	.310
Feb 24	TULANE	29	9	10	7	4	0	1	17	7	0	0	1	1	0	3	1	2	27	13	1	7	.316
Feb 25	TULANE	31	6	8	6	1	0	2	15	2	0	0	1	0	1	0	0	7	27	7	1	4	.307
Feb 27	MURRAY STATE	34	7	10	6	2	0	0	12	8	0	3	0	1	0	0	1	7	27	9	1	11	.306
Mar 03	at Long Beach State	32	3	6	2	3	0	0	9	2	0	1	0	1	1	0	0	7	24	10	3	6	.292
Mar 03	at Long Beach State	37	4	9	3	4	0	1	16	1	0	1	0	0	0	0	1	7	27	15	0	7	.287
Mar 04	at Long Beach State	37	12	14	11	2	0	1	19	10	0	0	1	0	1	0	2	5	27	11	0	9	.296
Mar 06	AUSTIN PEAY	37	11	13	11	4	0	3	26	5	0	1	0	0	0	0	0	1	27	9	0	7	.301
Mar 07	LITTLE ROCK	31	10	9	8	3	0	0	12	8	0	3	0	2	0	1	0	6	27	5	0	8	.300
Mar 09	EASTERN ILLINOIS	28	7	8	7	1	0	2	15	5	0	2	1	1	0	2	2	3	27	7	0	5	.300
Mar 09	EASTERN ILLINOIS	28	4	6	4	1	0	0	7	4	1	3	0	0	0	1	0	4	27	15	0	5	.295
Mar 11	EASTERN ILLINOIS	34	7	13	7	3	0	2	22	1	0	0	2	0	0	1	0	3	27	7	1	5	.300
Mar 13	at Georgia State	29	5	7	5	4	0	1	14	7	0	2	1	1	0	0	3	4	27	8	0	5	.297
Mar 14	at Georgia State	39	16	14	15	2	0	2	22	13	0	1	0	1	0	1	0	12	27	8	0	11	.301
*Mar 16	TENNESSEE	33	6	11	6	3	0	1	17	2	0	1	0	1	1	0	2	2	27	12	1	4	.303
*Mar 17	TENNESSEE	34	7	12	5	4	0	0	16	2	0	3	0	1	1	0	1	3	27	8	0	7	.306
*Mar 18	TENNESSEE	33	5	8	5	1	0	3	18	1	0	2	0	1	0	0	0	4	27	7	1	6	.303
Mar 20	NEW ORLEANS	29	9	7	8	1	2	1	15	8	0	0	0	3	0	1	2	5	27	9	0	8	.300
*Mar 22	at Texas A&M	34	5	8	4	0	0	1	11	1	0	1	0	1	0	0	1	11	27	7	2	4	.297
*Mar 23	at Texas A&M	36	6	10	6	2	0	1	15	2	0	0	1	2	0	0	1	8	24	14	1	7	.296
*Mar 24	at Texas A&M	40	7	14	7	7	0	2	27	4	0	0	1	0	0	0	1	4	27	11	0	10	.299
Mar 27	SOUTHERN MISS	33	7	11	6	2	0	1	16	3	0	0	1	0	0	0	1	7	27	7	1	5	.300
*Mar 29	ARKANSAS	33	4	8	3	1	0	1	12	2	0	0	0	0	1	0	2	12	27	8	0	5	.298
*Mar 30	ARKANSAS	30	5	9	4	2	0	1	14	3	0	0	0	1	0	0	3	6	27	9	0	5	.298
*Mar 31	ARKANSAS	32	11	10	11	1	0	2	17	5	0	0	0	0	0	3	1	6	27	6	0	5	.299
Apr 04	at Memphis	38	12	13	10	0	2	0	17	6	0	1	0	2	0	1	1	8	27	9	1	8	.300
*Apr 7	at Mississippi State	31	3	5	3	1	0	1	9	2	0	0	1	0	0	0	1	8	24	9	3	3	.296
*Apr 7	at Mississippi State	40	6	14	6	4	0	0	18	3	0	2	0	1	0	0	1	9	27	7	3	11	.298
*Apr 8	at Mississippi State	42	5	16	5	2	0	1	21	5	0	2	0	0	1	2	2	5	32	9	1	12	.301
Apr 10	vs Southern Miss	40	11	14	11	1	0	1	18	5	1	1	1	3	0	1	0	4	27	9	0	11	.303
*Apr 13	at Vanderbilt	38	11	14	9	1	1	1	20	8	0	0	0	2	0	1	0	9	27	13	0	11	.305
*Apr 15	at Vanderbilt	28	7	7	7	2	0	1	12	2	0	0	0	2	0	2	1	3	23	11	1	3	.304
*Apr 15	at Vanderbilt	30	7	11	7	3	0	1	17	2	0	1	1	0	0	0	1	8	18	4	0	4	.305
Apr 18	ARKANSAS STATE	33	10	11	9	2	0	2	19	4	0	0	1	3	0	0	0	4	27	9	0	6	.306
*Apr 20	GEORGIA	32	2	7	2	0	0	1	10	2	0	0	0	1	1	0	1	3	27	12	2	7	.304
*Apr 21	GEORGIA	30	8	9	8	2	0	0	11	9	0	1	1	2	1	1	0	7	27	10	1	11	.304
*Apr 21	GEORGIA	30	5	6	4	1	0	2	13	4	0	1	1	0	0	0	0	7	27	8	0	5	.302
Apr 24	vs Mississippi State	34	6	10	6	3	0	1	16	3	0	0	1	0	0	1	1	8	25	7	1	5	.301
*Apr 26	LSU	36	14	15	11	4	0	0	19	11	1	2	1	1	0	0	1	7	27	13	0	10	.304
*Apr 27	LSU	32	2	5	2	0	0	1	8	4	0	1	0	0	0	0	0	9	27	11	0	7	.301
*Apr 28	LSU	33	9	10	9	3	0	2	19	3	0	1	1	2	0	0	0	3	27	7	0	5	.301
May 02	ARKANSAS PINE BLUF	35	10	11	8	1	0	2	18	7	0	3	0	0	0	0	0	3	27	9	1	8	.301
*May 04	at South Carolina	38	5	12	5	1	0	2	19	4	0	0	0	1	0	0	2	9	24	6	3	11	.302
*May 05	at South Carolina	36	6	10	6	3	0	1	16	4	0	0	0	3	0	0	0	8	24	4	1	10	.301
*May 06	at South Carolina	39	6	13	6	2	0	4	27	5	1	1	1	0	0	2	1	11	30	7	1	10	.302
Totals		1646	349	497	318	103	5	59	787	214	5	49	23	47	10	27	40	304	1301	440	37	346	.302



**2018 OLE MISS BASEBALL**  
**Games Summary for Ole Miss (as of May 06, 2018)**  
**(All games)**



<b>Score by innings</b>	<b>1</b>	<b>2</b>	<b>3</b>	<b>4</b>	<b>5</b>	<b>6</b>	<b>7</b>	<b>8</b>	<b>9</b>	<b>EX</b>	<b>Total</b>
Ole Miss	30	49	35	36	50	51	43	43	11	1	349
Opponents	22	20	38	28	26	22	22	22	13	2	215
<b>Record when ...</b>											
Overall	36-13		After 6 leading		29-2						
Conference	13-11		..... trailing		4-9						
Non-Conference	23-2		..... tied		3-2						
Home games	25-4		After 7 leading		33-0						
Away games	10-8		..... trailing		2-9						
Neutral site	1-1		..... tied		1-2						
Day games	21-6		After 8 leading		34-0						
Night games	15-7		..... trailing		0-10						
vs Left starter	11-4		..... tied		2-1						
vs Right starter	25-9										
1-Run games	10-6		Hit 0 home runs		9-1						
2-Run games	3-3		... 1 home run		12-11						
5+Run games	17-3		... 2+ home runs		15-1						
Extra innings	1-2										
Shutouts	3-0		Opponent 0 home runs		23-5						
			..... 1 home run		8-6						
Scoring 0-2 runs	0-2		..... 2+ HRs		5-2						
..... 3-5 runs	9-5										
..... 6-9 runs	16-6		Made 0 errors		21-3						
..... 10+ runs	11-0		.... 1 error		11-6						
			.... 2+ errors		4-4						
Opponent 0-2 runs	13-0										
..... 3-5 runs	17-3		Opp. made 0 errors		11-4						
..... 6-9 runs	5-7		..... 1 error		11-8						
..... 10+ runs	1-3		..... 2+ errors		14-1						
Scored in 1st inning	11-5		Out-hit opponent		21-5						
Opp. scored in 1st	7-5		Out-hit by opponent		12-8						
Scores first	23-6		Hits are tied		3-0						
Opp. scores first	13-7										

**Record when team scores:**

Runs	0	1	2	3	4	5	6	7	8	9	10+
W-L	0-0	0-0	0-2	1-2	2-1	6-2	3-4	7-2	3-0	3-0	11-0

**Record when opponent scores:**

Runs	0	1	2	3	4	5	6	7	8	9	10+
W-L	3-0	6-0	4-0	10-1	6-1	1-1	4-1	0-3	1-3	0-0	1-3

**Record when leading after:**

Inn.	1	2	3	4	5	6	7	8
W-L	9-4	22-2	23-1	23-1	29-3	29-2	33-0	34-0

**Record when trailing after:**

Inn.	1	2	3	4	5	6	7	8
W-L	5-4	8-5	8-8	4-8	4-7	4-9	2-9	0-10

**Record when tied after:**

Inn.	1	2	3	4	5	6	7	8
W-L	22-5	6-6	5-4	9-4	3-3	3-2	1-2	2-1

Current winning streak: 1  
 Longest winning streak: 9  
 Longest losing streak: 2



**2018 OLE MISS BASEBALL**  
**Miscellaneous Stats for Ole Miss (as of May 07, 2018)**  
**(All games)**



<b>Multiple Hit Games</b>	<b>2</b>	<b>3</b>	<b>4</b>	<b>5+</b>	<b>Total</b>
2 Ryan Olenek	14	7	2	-	23
15 Grae Kessinger	11	3	2	-	16
8 Will Golsan	9	5	-	-	14
7 Nick Fortes	10	3	-	-	13
10 Tyler Keenan	9	3	-	-	12
6 Thomas Dillard	8	4	-	-	12
14 Cole Zabowski	9	2	-	-	11
11 Chase Cockrell	5	5	-	-	10
1 Jacob Adams	5	1	-	-	6
25 Tim Elko	3	-	-	-	3
13 Cooper Johnson	3	-	-	-	3
42 Tim Rowe	1	2	-	-	3
<b>TEAM</b>	<b>87</b>	<b>35</b>	<b>4</b>	<b>0</b>	<b>126</b>

<b>Multiple RBI Games</b>	<b>2</b>	<b>3</b>	<b>4</b>	<b>5+</b>	<b>Total</b>
6 Thomas Dillard	3	5	3	-	11
8 Will Golsan	9	2	-	-	11
7 Nick Fortes	5	5	-	1	11
11 Chase Cockrell	5	4	-	-	9
15 Grae Kessinger	9	-	-	-	9
2 Ryan Olenek	5	2	-	-	7
10 Tyler Keenan	3	2	1	-	6
14 Cole Zabowski	3	-	2	-	5
1 Jacob Adams	1	1	-	-	2
32 Michael Fitzsimmon	-	-	1	-	1
42 Tim Rowe	-	1	-	-	1
13 Cooper Johnson	-	1	-	-	1
25 Tim Elko	1	-	-	-	1
3 Anthony Servideo	1	-	-	-	1
<b>TEAM</b>	<b>45</b>	<b>23</b>	<b>7</b>	<b>1</b>	<b>76</b>

<b>Hitting Streaks</b>	<b>Longest</b>	<b>Current</b>
2 Ryan Olenek	23	23
6 Thomas Dillard	15	1
8 Will Golsan	10	2
14 Cole Zabowski	10	-
7 Nick Fortes	8	2
1 Jacob Adams	8	-
15 Grae Kessinger	8	-
10 Tyler Keenan	6	2
11 Chase Cockrell	6	1
42 Tim Rowe	4	-
13 Cooper Johnson	3	1
32 Michael Fitzsimmon	2	-
3 Anthony Servideo	2	-
25 Tim Elko	2	-
9 Michael Spears	1	-

<b>Reached Base Streaks</b>	<b>Longest</b>	<b>Current</b>
2 Ryan Olenek	25	25
7 Nick Fortes	19	4
6 Thomas Dillard	16	1
8 Will Golsan	15	2
11 Chase Cockrell	12	12
15 Grae Kessinger	11	7
14 Cole Zabowski	10	-
1 Jacob Adams	9	-
13 Cooper Johnson	6	1
42 Tim Rowe	6	-
10 Tyler Keenan	6	2
9 Michael Spears	5	-
25 Tim Elko	3	-
3 Anthony Servideo	3	-
32 Michael Fitzsimmon	3	-
44 Carl Gindl	1	1



1 • Jacob Adams  
Jr. • INF • JC  
Conway, Ark.  
Crowder College



2 • Ryan Olenek  
Jr. • INF/OF • 2L  
Winter Springs, Fla.  
Trinity Prep



3 • Anthony Servideo  
Fr. • INF • HS  
Jupiter, Fla.  
Jupiter HS



4 • Emanuel Fernandez  
Fr. • LHP • HS  
Lake Worth, Fla.  
Park Vista



6 • Thomas Dillard  
So. • C/OF • 1L  
Oxford, Miss.  
Oxford HS



7 • Nick Fortes  
Jr. • C • 2L  
DeLand, Fla.  
DeLand HS



8 • Will Golsan  
Sr. • INF/OF • 3L  
Columbus, Miss.  
New Hope HS



9 • Michael Spears  
Fr. • OF • HS  
Winter Park, Fla.  
Orangewood Christian




10 • Tyler Keenan  
Fr. • INF • HS  
Clayton, N.C.  
Cleveland HS



11 • Chase Cockrell  
Jr. • INF • 2L  
Bastrop, La.  
Hinds CC



12 • Greer Holston  
So. • RHP • 1L  
Long Beach, Miss.  
St. Stanislaus HS



13 • Cooper Johnson  
So. • C • 1L  
Mundelein, Ill.  
Carmel Catholic HS



14 • Cole Zabowski  
So. • INF • 1L  
Lawrenceville, Ga.  
Collins Hill HS



15 • Grae Kessinger  
So. • INF • 1L  
Oxford, Miss.  
Oxford HS



17 • Will Stokes  
Sr. • RHP • 3L  
Meridian, Miss.  
West Lauderdale HS



18 • Connor Green  
Jr. • RHP • 2L  
Collierville, Tenn.  
St. George's HS



20 • Will Ethridge  
So. • RHP • 1L  
Lilburn, Ga.  
Parkview HS



21 • Jordan Fowler  
Fr. • LHP • HS  
Union City, Tenn.  
Dyer County HS




22 • Ryan Rolison  
So. • LHP • 1L  
Jackson, Tenn.  
University of Jackson



25 • Tim Elko  
Fr. • INF • HS  
Lutz, Fla.  
Hillborough HS



26 • James McArthur  
Jr. • RHP • 2L  
New Braunfels, Texas  
New Braunfels HS




27 • Bryan Seamster  
So. • OF • 1L  
Roanoke, Texas  
Byron Nelson HS



28 • Austin Miller  
So. • RHP • JC  
North Liberty, Iowa  
Kirkwood CC



29 • Maxwell Gioffi  
Fr. • RHP • HS  
Chicago, Ill.  
Saint Patrick HS



31 • Colin Coates  
Jr. • RHP • JC  
Southaven, Miss.  
Hinds CC



32 • Michael Fitzsimmons  
R-Jr. • INF • 2L  
Eads, Tenn.  
Memphis University School



33 • Golston Gillispie  
Fr. • UT • HS  
Ila, Ga.  
Madison County HS



39 • Brady Feigl  
R-Jr. • RHP • 2L  
Chesterfield, Mo.  
Central HS



40 • Houston Roth  
So. • RHP • 1L  
Oxford, Miss.  
Oxford HS



41 • Pierce Smith  
Jr. • LHP • JC  
Marietta, Ga.  
Chattahoochee Valley CC



42 • Tim Rowe  
Sr. • OF • 1L  
Hernando, Miss.  
Itawamba CC



44 • Carl Gindl  
Fr. • OF • HS  
Cantonment, Fla.  
Pensacola Catholic HS



56 • Matt Myers  
Fr. • RHP • HS  
Jackson, Miss.  
Jackson Prep



65 • Parker Caracci  
R-So. • RHP • 1L  
Jackson, Miss.  
Jackson Prep



Mike Bianco  
Head Coach  
18th Season



Carl Lafferty  
Assistant Coach  
12th Season



Mike Clement  
Assistant Coach  
Fourth Season



Marc MacMillan  
Assistant Coach  
Third Season



Alex Swenson  
Director of Operations  
External Affairs



Chris Goudoras  
Director of Operations  
Internal Affairs



Josh Porter  
Senior Athletic Trainer



Zach Boone  
Strength & Conditioning