



2021 AUBURN SOCCER

AUBURN ATHLETICS COMMUNICATIONS: 392 SOUTH DONAHUE DRIVE || AUBURN, AL 36830 || AUBURNTIGERS.COM || @AUBURNSOCCER

SCHEDULE/RESULTS

Overall Record: 11-3-0
SEC Record: 5-2-0
H: 8-1-0 // A: 3-2-0 // N: 0-0-0

Date	Opponent	Time/Result
Aug. 19	at Samford	W, 2-1
Aug. 21	#12 BYU	W, 2-1
Aug. 26	at Troy	W, 2-1
Aug. 29	at South Alabama	PPD
Sept. 2	UAB	W, 4-1
Sept. 5	Chattanooga	W, 3-0
Sept. 9	Alabama A&M	W, 5-0
Sept. 12	#1 Florida State	L, 1-2
Sept. 17	Georgia *	W, 3-0
Sept. 23	at #17 Tennessee *	L, 1-2 (2OT)
Sept. 26	Texas A&M *	W, 3-0
Oct. 1	at #17 South Carolina *	L, 2-3
Oct. 7	at Mississippi State *	W, 1-0
Oct. 10	LSU *	W, 1-0 (OT)
Oct. 17	Florida *	W, 2-0
Oct. 21	#4 Arkansas *	6:30 p.m.
Oct. 24	at #13 Ole Miss *	2 p.m.
Oct. 28	at Alabama *	7 p.m.

All times Central // Home games in **Bold**
* = SEC Game

AUBURN ATHLETICS COMMUNICATIONS

George NunnelleyAssistant Director
..... gnnunnelley@auburn.edu
..... 502-609-9982

Kirk SampsonAssociate AD
..... sampska@auburn.edu

Web AuburnTigers.com
Twitter @AuburnSoccer
Instagram @AuburnSoccer
Facebook /AuburnSoccer
Office Phone 334-844-9800



MATCH
15

vs. No. 4 Arkansas

Thursday, Oct. 21 • 6:30 p.m. CT



Site Auburn, Ala.
Venue Auburn Soccer Complex (1,500)
TV SECN+ (Brit Bowen, Mac Matthews)
Radio WEGL 91.1
Live Stats AuburnTigers.com
Twitter @AuburnSoccer
Series Record Auburn leads, 15-12-2
Streak L6
in Auburn Auburn leads, 10-3-0
Last Meeting Arkansas 4, Auburn 3 (Nov. 17, 2020)

STARTING XI

- » Auburn has turned in three straight SEC shutouts for the first time since 2014.
- » The Tigers' 11 wins through 14 games are tied for the second most in the span in program history - 12 wins in 2015; 11 wins in 2002 and 2004.
- » The team is 8-1-0 at home and is yet to concede a goal at home in SEC play.
- » Auburn has outscored opponents 24-4 at the Auburn Soccer Complex and has turned in a shutout at home in six of the last seven contests.
- » Fifth-year defender Alyssa Malonson will break Kala Faulkner's record for games started and consecutive games started with her 92nd straight start Sunday.
- » Redshirt sophomore forward Marissa Arias has scored seven goals in the last nine contests and leads the SEC with five goals in league play.
- » Arias and junior forward Sydney Richards have accounted for eight of the last 11 goals.
- » Sophomore goalkeeper Maddie Prohaska leads the SEC with seven shutouts overall and five shutouts in league play. Her 0.78 goals against average is third in the league.
- » The defense has surrendered just 14 goals in the last 22 games (0.62 goals against average).
- » Arkansas represents Auburn's fifth ranked opponent of the season, including its second top-five opponent at home.
- » The Tigers are 10-3-0 against the Razorbacks at the Auburn Soccer Complex.
- » With three regular season games remaining, Auburn and Arkansas are tied for the SEC West lead while the Tigers stand fourth overall in the league standings.

INSIDE THE MATCHUP

AUBURN TIGERS

Rankings USC: 19 | TopDrawer: 18
2021 Record 11-3-0
SEC 5-2-0
Home 8-1-0
Away 3-2-0
Neutral 0-0-0
Head Coach Karen Hoppa
Record at AU (Yrs.) 265-171-44 (23rd)
Overall Record (Yrs.) 329-215-53 (29th)
Record vs. Arkansas 14-9-2

ARKANSAS RAZORBACKS

Rankings USC: 4 | TopDrawer: 5
2021 Record 12-2-0
SEC 7-0-0
Home 7-0-0
Away 3-2-0
Neutral 2-0-0
Head Coach Colby Hale
Record at Arkansas (Yrs.) 123-67-18 (10th)
Overall Record (Yrs.) 123-67-18 (10th)
Record vs. Auburn 7-3-0

#WarEagle



AuburnTigers.com



@AuburnSoccer | @AuburnTigers
@AUCoachHoppa



/AuburnSoccer
/AuburnTigers

TEAM SCHEDULE » WEEK OF OCTOBER 18-24

MONDAY October 18	TUESDAY October 19	WEDNESDAY October 20	THURSDAY October 21	FRIDAY October 22	SATURDAY October 23	SUNDAY October 24
OFF DAY	TRAINING 4:30 pm	TRAINING 5:00 pm	MATCH DAY 6:30 pm vs. Arkansas	TRAINING 2:45 pm	TRAINING 10:00 am	MATCH DAY 2:00 pm at Ole Miss

AUBURN ATHLETICS COMMUNICATIONS

AUBURNTIGERS.COM

For updated game notes, statistics and all the latest information on Auburn women's soccer and gameday activities, go to AuburnTigers.com.

INTERVIEW POLICY

Coach Hoppa, assistant coaches and selected athletes are available for phone and zoom interviews by contacting George Nunnelley in the communications office. Postgame interviews with Coach Hoppa and requested players will be conducted virtually following a brief cooling-off period. Practices are closed.

CREDENTIALS

Media capacity for the 2021 season will be very limited and conducted on a first-come, first-serve basis. Anyone wishing to cover Auburn women's soccer matches should contact George Nunnelley in the communications office at least one day in advance in order to make the proper arrangements.

GAMEDAY SERVICES

Notes and stats will be available online at AuburnTigers.com. Wireless internet is available in the press box; ask George Nunnelley to login.

VIDEO SERVICES

FTP feeds of selected Auburn women's soccer highlights are available for the media. A number of studio and satellite services may be arranged for electronic media by calling Andrew Aaron in the Auburn video services office at 334-750-7133 or by emailing aba0016@auburn.edu.

PHOTO SERVICES

For photos of Auburn women's soccer or anything pertaining to Auburn Athletics, contact Shanna Lockwood at 334-332-5750 or via email at sal0002@auburn.edu.

COMMUNICATIONS STAFF

George Nunnelley	Women's Soccer contact
cell:	502-609-9982
email:	gnunnelley@auburn.edu
Kirk Sampson	Associate AD
cell:	334-750-1385
email:	sampska@auburn.edu
Weston Carter	SEC Network/TV contact
cell:	217-260-2978
email:	weston.carter@auburn.edu

QUICK FACTS

UNIVERSITY INFORMATION

City / Zip Auburn, Ala. / 36831
 Founded Oct. 1, 1856
 Enrollment 30,737
 Nickname Tigers
 Colors Navy Blue and Burnt Orange
 Affiliation NCAA Division I
 Conference Southeastern Conference
 Stadium Auburn Soccer Complex
 Stadium Capacity 1,500
 Interim President Dr. Jay Gogue
 Athletic Director Allen Greene
 SWA Joy Vrbka

TEAM INFORMATION

Letterwinners Returning/Lost 17/7
 Starters Returning/Lost 10/2
 2020-21 Overall Record 10-5-3
 2020 Conference Record/Finish 3-3-2/8th

AUBURN PROGRAM HISTORY

All-Time Record 318-221-55 (.582)
 All-Time SEC Record 135-108-31 (.549)
 NCAA Tournament Appearances 16
 NCAA Tournament Record 13-16 (.448)
 SEC Tournament Appearances 25
 SEC Tournament Record 14-22-5 (.402)

STAFF INFORMATION

Head Coach Karen Hoppa
 Alma Mater, Year UCF, 1990
 Year at Auburn 23rd
 Year Overall 29th
 Career Record 329-215-53 (.595)
 at Auburn 265-171-44 (.598)
 Assistant Coach Ben Madsen
 Alma Mater, Year Lincoln Memorial, 2003
 Assistant Coach Nick Flohre
 Alma Mater, Year Indianapolis, 2003
 Director of Operations Amy Reif
 Alma Mater, Year Auburn, 1998

GAMEDAY EXPERIENCE: AUBURN SOCCER COMPLEX

» Auburn Soccer Complex is in its 28th season as home of Auburn women's soccer. The Tigers have played there in all but one season (1993), when they played at Wilbur "Bodie" Hinton Field. Since moving to the facility, Auburn boasts a record of 179-66-21 (.712). The Auburn Soccer Complex seats 1,500. Located across the street from the Auburn Athletic Complex, the soccer stadium's natural turf playing surface is 120 yards long, by 78 yards wide.



A CLOSER LOOK AT THE MATCHUP

Auburn	Value (SEC/NCAA Rank)*
Total Goals.....	32 (4th/40th)
Total Assists	38 (4th/18th)
Total Points	102 (4th/26th)
Scoring Offense.....	2.29 (4th/34th)
Assists Per Game.....	2.71 (3rd/13th)
Shots Per Game	17.00 (5th/42nd)
SOG Per Game	6.79 (5th/93rd)
Saves Per Game	2.36 (14th/326th)
Save Percentage	0.750 (10th/208th)
Team GAA.....	0.778 (3rd/48th)
Shutout Percentage.....	0.500 (2nd/35th)
Shutouts	7
Goals Allowed.....	11

Arkansas	Value (SEC/NCAA Rank)*
Total Goals.....	45 (1st/6th)
Total Assists	48 (1st/3rd)
Total Points	138 (1st/6th)
Scoring Offense.....	3.21 (1st/5th)
Assists Per Game.....	3.43 (1st/3rd)
Shots Per Game	20.71 (2nd/6th)
SOG Per Game	10.50 (1st/5th)
Saves Per Game	3.07 (11th/292nd)
Save Percentage	0.811 (2nd/78th)
Team GAA.....	0.706 (2nd/35th)
Shutout Percentage.....	0.429 (3rd/82nd)
Shutouts	6
Goals Allowed.....	10

* - stats as of 10/20

PREVIOUS MEETINGS

<u>Oct. 5, 2017</u>	F
Auburn	0
Arkansas	2
<i>in Auburn, Ala.</i>	
<u>Oct. 21, 2018</u>	F
Auburn	1
Arkansas	3
<i>in Fayetteville, Ark.</i>	
<u>Oct. 24, 2019</u>	F
Auburn	0
Arkansas	5
<i>in Auburn, Ala.</i>	
<u>Oct. 30, 2020</u>	F
Auburn	1
Arkansas	2
<i>in Fayetteville, Ark.</i>	
<u>Nov. 17, 2020</u>	F
Auburn	3
Arkansas	4
<i>in Orange Beach, Ala.</i>	

STRONG STRETCH

- » Auburn is 17-4-1 in 22 games since falling to Arkansas in last year's SEC Tournament, including 11-1-1 at home.
- » The Tigers have outscored opponents 48-14 during the stretch and have surrendered multiple goals on just two occasions while scoring multiple goals 13 times.

SUPER SOPHOMORES

- » Auburn has started at least six true or redshirt sophomores in every game this season, and at least one member of the group has scored in all but one contest.
- » The group has accounted for 20 goals, 23 assists and 63 points through 14 games.

LEADING THE CHARGE

- » After leading all freshmen nationally with 10 assists a season ago, Haddock leads the team and ranks top six in the SEC in goals (eight), assists (seven) and points (23).
- » She was named tabbed the No. 48 player in the country, No. 5 player in the SEC, and No. 3 underclassmen on Top Drawer Soccer's Midseason Top 100.

ARIAS ON THE ATTACK

- » Redshirt-sophomore Marissa Arias ranks second on the team with seven goals and 16 points and leads the SEC with five goals in league play.
- » All seven of Arias' goals and 15 of her 16 points have come in the last nine games.

D-TEAM

- » The Tigers defensive unit matched the program record for fewest goals allowed in a season in 2020-21 (15).
- » Dating back to the start of last spring, Auburn has allowed 14 goals in 22 contests - good for a 0.62 goals against average.
- » The Tigers have turned in 12 shutouts during the span, including seven in the last 10 games and five in SEC contests.

IRON WOMAN

- » Alyssa Malonson returned for her final season in an Auburn uniform after being selected by the N.C. Courage with the 20th pick of the 2021 NWSL Draft.
- » Malonson has played and started in every game (91) since stepping foot on campus and will surpass Kala Faulkner (2012-15) for the program record in games started and consecutive games started Thursday
- » With four assists this season, the fifth-year defender also ranks tied for eighth in program history with 23 career assists.

QUEST FOR THE WEST

- » With three games to play, Auburn is tied with Arkansas for the SEC West lead with a 3-0-0 record in the division.
- » The Tigers are in search of the program's eighth SEC Western Division Championship, including the first since 2010.
- » Auburn is fourth overall in the league with a 5-2-0 mark.

PLAYER TO WATCH: ANNA HADDOCK

» Sophomore midfielder Anna Haddock had a hand in both goals of Auburn's 2-0 win vs. Florida last Sunday. The multi-assist effort was Haddock's second of the season and fourth of her career. The Bowling Green, Kentucky native leads the team in goals (eight), assists (seven) and points (23) and has registered a point in 11 of 14 games this season.



ROSTER

BY NUMBER						BY NAME		
No.	Name	Pos.	Ht.	Year	Hometown (High School/Last School)	No.	Name	Pos.
0	Madeline Moore	D	5-9	So.	Winter Haven, Fla. (Winter Haven Senior)	19	Marissa Arias	F/MF
00	Maddie Prohaska	GK	5-9	So.	West Chester, Ohio (Lakota West)	6	Jolie Baltzegar	F
1	Hailey Whitaker	MF/F	5-1	Sr.	Birmingham, Ala. (Oak Mountain)	25	Micah Beasley	MF
2	Riley Petcosky	D/MF	5-5	Jr.	Vestal, N.Y. (Cedar Park)	13	Kylie Bechard	F/MF
3	Alyssa Malonson	D/MF	5-3	Sr.-2	Spring, Texas (Klein)	5	Brooke Berdan	D/MF
4	Anna Haddock	MF	5-5	So.	Bowling Green, Ky. (Greenwood)	17	Maddy Bondon	MF/D
5	Brooke Berdan	D/MF	5-8	Jr.	Boulder, Colo. (Fairview)	10	Sammie Brown	MF
6	Jolie Baltzegar	MF/D	5-5	So.	Evans, Ga. (Greenbrier)	23	Olivia Candelino	F
7	Carly Thatcher	MF	5-2	Fr.	Greer, S.C. (Riverside)	33	Katie Carrino	GK
8	Mallory Mooney	MF/F	5-2	So.	Broomfield, Colo. (Broomfield)	22	M.E. Craven	D
9	Hannah Waesch	MF	5-5	So.	The Colony, Texas (The Colony)	20	Olivia Dedels	MF
10	Sammie Brown	MF	5-3	So.	Morgantown, W.V. (Morgantown)	12	Haley Duca	MF
11	LJ Knox	D	5-10	Fr.	Brentwood, Tenn. (Brentwood Academy)	24	Makenna Garcia	GK
12	Haley Duca	MF	5-2	Fr.	Chelsea, Ala. (Chelsea)	34	Layton Glisson	F
13	Kylie Bechard	F/MF	5-2	R-So.	Columbus, Ga. (Harris County)	4	Anna Haddock	MF
14	Sydney Richards	F/MF	5-7	Jr.	Plano, Texas (Plano Senior)	11	LJ Knox	D
15	Sydney Thibodaux	MF	5-5	Fr.	Montgomery, Texas (Lake Creek)	21	Sabrina McNeill	F/MF
16	Rocio Sanders	F/MF	5-4	Sr.-2.	Satellite Beach, Fla. (Cocoa Beach)	3	Alyssa Malonson	D
17	Maddy Bondon	MF/D	5-4	So.	Duluth, Ga. (Peachtree Ridge)	8	Mallory Mooney	F
18	Jaycie Silhan	MF	5-11	Fr.	Spring, Texas (Klein Oak)	0	Madeline Moore	D
19	Marissa Arias	F/MF	5-4	R-So.	San Antonio, Texas (Louis D. Brandeis)	2	Riley Petcosky	MF/D
20	Olivia Dedels	MF	5-6	Sr.	Lawrenceville, Ga. (Collins Hill)	00	Maddie Prohaska	GK
21	Sabrina McNeill	F/MF	5-4	Gr.	Whitby, Ontario (Eastern Michigan)	14	Sydney Richards	F/MF
22	M.E. Craven	D	6-2	Sr.	Alpharetta, Ga. (Lambert)	16	Rocio Sanders	F
23	Olivia Candelino	F	5-5	So.	Jacksonville, Fla. (The Bolles School)	18	Jaycie Silhan	MF
24	Makenna Garcia	GK	5-5	R-Fr.	Pflugerville, Texas (Hendrickson)	32	Maddie Simpson	F
25	Micah Beasley	MF	5-3	Fr.	Klein, Texas (Connections Academy)	26	Grace Sklopan	MF
26	Grace Sklopan	MF	5-3	Gr.	Alexandria, Va. (Virginia Tech)	7	Carly Thatcher	MF
32	Maddie Simpson	F	5-7	So.	Wausau, Wisc. (DC Everest Senior)	15	Sydney Thibodaux	MF
33	Katie Carrino	GK	5-11	Fr.	Benedict, Md. (The Calverton School)	9	Hannah Waesch	MF
34	Layton Glisson	F	5-7	Fr.	Dacula, Ga. (Hebron Christian Academy)	1	Hailey Whitaker	MF/F

Head Coach: Karen Hoppa (23rd season at Auburn, 29th overall)
 Associate Head Coach: Ben Madsen (10th season at Auburn)
 Assistant Coach: Nick Flohre (3rd season at Auburn)
 Director of Operations: Amy Reif (4th season at Auburn)

BY CLASS

Freshmen (9)

Micah Beasley, Katie Carrino, Haley Duca, Makenna Garcia, Layton Glisson, LJ Knox, Jaycie Silhan, Carly Thatcher, Sydney Thibodaux

Sophomores (12)

Marissa Arias, Jolie Baltzegar, Kylie Bechard, Maddy Bondon, Sammie Brown, Olivia Candelino, Anna Haddock, Mallory Mooney, Madeline Moore, Maddie Prohaska, Maddie Simpson, Hannah Waesch

Juniors (3)

Brooke Berdan, Riley Petcosky, Sydney Richards

Seniors (7)

M.E. Craven, Olivia Dedels, Sabrina McNeill, Alyssa Malonson, Rocio Sanders, Grace Sklopan, Hailey Whitaker

PRONUNCIATION GUIDE

Marissa **ARIAS** AH-ree-ahss
 JOLIE **BALTZEGAR** JOE-lee Balt-zi-GER
 Kylie **BECHARD** beh-SHARD
 Maddy **BONDON** BON-den
 Olivia **CANDELINO** Can-da-LEE-no
 Katie **CARRINO** Kah-REE-no
 Olivia **DEDELS** De-DELLS
 Haley **DUCA** DOO-kah
 Anna **HADDOCK** HAD-ick
 Alyssa **MALONSON** muh-LAHN-sahn
 Riley **PETCOSKY** pet-KAH-skee
 Maddie **PROHASKA** pro-HASS-kah
 ROCIO Sanders row-SEE-oh
 Jaycie **SILHAN** Sil-HAHN
 Grace **SKLOPAN** SKLO-pin
 Sydney **THIBODAUX** TIB-ah-dough
 Hannah **WAESCH** Wesh

@AUOACHHOPPA

KAREN HOPPA » HEAD COACH

- » Hoppa's 318 wins entering 2021 are the 13th most among coaches who have patrolled the coaches box for 28 years or less
- » Her 254 wins over past 22 years are the fifth highest clip in the SEC since 1999, including the second highest mark in the SEC West
- » Amassed seven SEC Western Division Championships, one regular season title and one conference tournament crown
- » Coached 70 All-SEC selections, including three SEC Player of the Year choices and two SEC Scholar-Athletes of the Year
- » Guided 52 All-Region honorees and 14 All-Americans since arriving on The Plains
- » Advanced to the SEC Tournament 19 consecutive years, the second-longest active streak in the conference
- » Collected Team Academic Award 15 times since 2004
- » Quartet of players have earned CoSIDA Academic All-America recognition while Katy Frierson was named the NSCAA Scholar-Athlete of the Year in 2010.
- » Program has had 17 10-plus win seasons in 22 seasons
- » Holds record of 70-37-10 (.641) against SEC West teams
- » Made 16 NCAA Tournament appearances, including 12 of last 15 campaigns
- » Reached NCAA Quarterfinals for first time in program history in 2016 and went to the second round of the tournament in a record four straight seasons (2014-17)
- » Set program record in wins in back-to-back seasons in 2015 (16) and 2016 (17)
- » Team has broken 47 single-season records in her tenure with the Tigers
- » Named United States National Team's Youth Goalkeeper Coordinator in 2002
- » Coached on the U19 United States National Team in the inaugural FIFA Women's U19 World Championships in 2002
- » Captured gold over Canada in 2002 U19 World Championships
- » Served as assistant and goalkeeper coach for U18 United States for the Albena Cup in Bulgaria
- » Spent 12 years at UCF as student-athlete, assistant coach and head coach
- » Won five Trans America Athletic Conference titles, including four in a row during the 1993-96 campaigns
- » Three-year starter as goalkeeper for the Golden Knights
- » Allowed just 30 goals (0.594 per game) en route to 43-13-7 playing record
- » Holds three career records, including fewest goals allowed, lowest goals against average and total shutouts at UCF
- » Named 1990 NCAA Goalkeeper of the Year and was a finalist for the Hermann Award in 1990
- » Graduated Magna Cum Laude with a degree in psychology from UCF
- » Served as the United Soccer Coaches Chair of NCAA Division I Women's Coaches from 2017-20
- » Married Scott Hoppa and has one daughter, Bailey

Coaching Record Year-by-Year

Year	School	Record
1993	Central Florida	8-7-1
1994	Central Florida	13-5-1
1995	Central Florida	10-7-4
1996	Central Florida	13-7-1
1997	Central Florida	8-10-2
1998	Central Florida	12-8
1999	Auburn	6-13
2000	Auburn	13-7
2001	Auburn	11-8-1
2002	Auburn	15-5-2
2003	Auburn	14-4-3
2004	Auburn	15-4-2
2005	Auburn	8-12-1
2006	Auburn	11-6-3
2007	Auburn	10-8-2
2008	Auburn	12-9-2
2009	Auburn	10-9-3
2010	Auburn	11-8-2
2011	Auburn	15-7-2
2012	Auburn	13-11-1
2013	Auburn	8-9-4
2014	Auburn	12-7-3
2015	Auburn	16-6-1
2016	Auburn	17-7-0
2017	Auburn	8-7-5
2018	Auburn	12-6-2
2019	Auburn	7-10-2
2020	Auburn	10-5-3
2021	Auburn	11-3-0
Overall		329-215-53
at Auburn		265-171-44
at Central Florida		64-44-9

Overall Milestone Matches

First win.....2-1 vs. Saint Mary's, 1993
 100th win4-0 vs. South Alabama, 2002
 200th win 1-0 vs. Alabama, 2010
 300th win 1-0 at Missouri, 2018

Auburn Milestone Matches

First win..... 4-0 vs. Southwest Texas State, 1999
 50th win 2-0 vs. Dartmouth, 2003
 100th win 1-0 vs. Mississippi State, 2007
 150th win3-2 vs. Florida, 2011
 200th win3-2 vs. Texas Tech, 2015
 250th win 1-0 vs. Georgia, 2021

SEC STANDINGS

EASTERN DIVISION STANDINGS

	Division		Conference		W-L-T	Home	Away	Neutral
	W-L-T	Pts.	W-L-T	Pts.				
South Carolina	3-1-1	10	4-2-1	13	9-4-1	4-2-1	5-2-0	0-0-0
Tennessee	3-0-0	9	6-1-0	18	13-1-0	7-0-0	6-1-0	0-0-0
Georgia	2-0-1	7	3-2-2	11	10-3-2	7-2-1	3-1-1	0-0-0
Vanderbilt	2-1-1	7	3-3-1	10	6-7-2	4-4-2	2-3-0	0-0-0
Florida	1-2-1	4	2-4-1	7	3-9-3	1-5-2	2-4-1	0-0-0
Missouri	1-4-0	3	1-6-0	3	5-9-0	3-5-0	2-4-0	0-0-0
Kentucky	0-4-0	0	0-7-0	0	6-8-2	5-4-1	1-4-1	0-0-0

WESTERN DIVISION STANDINGS

	Division		Conference		W-L-T	Home	Away	Neutral
	W-L-T	Pts.	W-L-T	Pts.				
Arkansas	3-0-0	9	7-0-0	21	12-2-0	7-0-0	3-2-0	2-0-0
Auburn	3-0-0	9	5-2-0	15	11-3-0	8-1-0	3-2-0	0-0-0
Ole Miss	3-1-0	9	6-1-0	18	11-2-2	6-1-1	5-1-1	0-0-0
Alabama	2-2-1	7	3-3-1	10	8-7-1	8-2-0	0-5-1	0-0-0
Texas A&M	1-3-1	4	2-4-1	7	6-7-2	4-4-1	2-3-1	0-0-0
LSU	1-4-0	3	2-5-0	6	9-5-0	3-2-0	5-3-0	1-0-0
Miss. State	0-3-0	0	1-5-1	4	3-7-3	3-3-0	0-4-3	0-0-0

NATIONAL POLLS

UNITED SOCCER COACHES (OCT. 19)

Rk.	School	2021 Record
1	Florida State *	14-0-0
2	Virginia	13-1-1
3	Pepperdine	13-1-0
4	Arkansas*	12-2-0
5	Southern Cal	11-2-0
6	Duke	10-2-1
7	North Carolina	10-2-2
8	UCLA	12-0-2
9	Rutgers	13-2-0
10	Tennessee*	13-1-0
11	TCU	13-2-1
12	BYU*	9-3-1
13	Ole Miss*	11-2-2
14	Stanford	10-3-1
15	Notre Dame	12-2-1
16	SMU	12-2-1
17	Xavier	14-1-1
18	Purdue	11-3-2
19	Auburn	11-3-0
20	Georgetown	9-0-6
21	Texas	8-3-4
22	South Florida	9-3-2
23	Memphis	10-2-1
24	Penn State	10-5-0
25	Hofstra	12-2-1

AROUND THE SEC

Thursday, Oct. 21

Florida at Georgia.....	4 p.m.
South Carolina at LSU.....	6 p.m.
Texas A&M at Miss. State.....	6 p.m.
Ole Miss at Missouri.....	6 p.m.
Arkansas at Auburn.....	6:30 p.m.
Kentucky at Alabama.....	7 p.m.
Tennessee at Vanderbilt.....	7 p.m.

Sunday, Oct. 24

LSU at Florida.....	11 a.m.
Alabama at South Carolina.....	12 p.m.
Missouri at Kentucky.....	1 p.m.
Auburn at Ole Miss.....	2 p.m.
Vanderbilt at Texas A&M.....	3 p.m.
Georgia at Tennessee.....	4 p.m.
Miss. State at Arkansas.....	6 p.m.

AUBURN IN THE POLLS

Date	Rec.	USC	TDS
PRE	0-0-0	NR	NR
Week 1	2-0-0	14	22
Week 2	3-0-0	11	19
Week 3	5-0-0	10	16
Week 4	6-1-0	12	16
Week 5	7-1-0	11	13
Week 6	8-2-0	13	16
Week 7	8-3-0	22	23
Week 8	10-3-0	23	19
Week 9	11-3-0	19	18

TOP DRAWER SOCCER (OCT. 18)

Rk.	School	2021 Record
1	Florida State*	14-0-0
2	Virginia	13-1-1
3	UCLA	12-0-2
4	Pepperdine	13-1-0
5	Arkansas*	12-2-0
6	North Carolina	10-2-2
7	TCU	13-2-1
8	Tennessee*	13-1-0
9	Rutgers	13-2-0
10	Duke	10-2-1
11	Southern Cal	11-2-0
12	Hofstra	12-2-1
13	Brown	9-3-0
14	Notre Dame	12-2-1
15	Harvard	9-1-1
16	Stanford	10-3-1
17	Xavier	14-1-1
18	Auburn	11-3-0
19	West Virginia	9-4-2
20	SMU	8-2-2
21	Georgetown	9-0-6
22	Memphis	10-2-1
23	Princeton	10-2-1
24	BYU*	9-3-1
25	VCU	12-2-0

* - 2021 Auburn opponent

HONORS AND AWARDS

Marissa Arias

» TDS Team of the Week - HM (Oct. 4)

Anna Haddock

- » SEC Offensive Player of the Week (Aug. 23)
- » TDS Team of the Week (Aug. 24)
- » TDS Team of the Week - HM (Aug. 31)
- » SEC Offensive Player of the Week (Sept. 20)
- » TDS Team of the Week (Sept. 21)
- » SEC Preseason Watch List

Alyssa Malonson

- » SEC Defensive Player of the Week (Aug. 23)
- » TDS Team of the Week - HM (Sept. 21, Oct. 19)
- » TDS Team of the Week (Oct. 12)
- » SEC Preseason Watch List

Maddie Prohaska

» SEC Preseason Watch List

Sydney Richards

- » TDS Team of the Week - HM (Sept. 7)
- » TDS Team of the Week - HM (Sept. 28)

Carly Thatcher

- » SEC Freshman of the Week (Sept. 13)
- » TDS Team of the Week - HM (Sept. 14)

Hannah Waesch

» TDS Team of the Week (Sept. 7)

AUBURN IN 2021

Overall	11-3-0
Home	8-1-0
Away	3-2-0
Neutral	0-0-0
SEC	5-2-0
Home	4-0-0
Away	1-2-0
In overtime	1-1-0
vs. Ranked opponents	1-3-0
vs. Unranked opponents	10-0-0
Scoring first	10-1-0
Opponent scores first	1-2-0
Leading at half	5-0-0
Trailing at half	0-2-0
Tied at half	6-1-0
Outshooting opponent	10-0-0
Outshot by opponent	1-3-0
Same number of shots	0-0-0
Taking more corner kicks	10-1-0
Allowing more corner kicks	0-2-0
Same number of corner kicks	1-0-0
Making more saves	3-2-0
Allowing more saves	7-0-0
Same number of saves	1-1-0
Committing more fouls	1-0-0
Drawing more fouls	8-3-0
Same number of fouls	2-0-0
Televised games	1-1-0
Non-televised games	10-2-0
Wearing white kits	8-1-0
Wearing blue kits	3-2-0
Sunday	4-1-0
Monday	0-0-0
Tuesday	0-0-0
Wednesday	0-0-0
Thursday	5-1-0
Friday	1-1-0
Saturday	1-0-0
August	3-0-0
September	5-2-0
October	3-1-0
November	0-0-0

THE LAST TIME

TEAM

Scored 5-plus goals	5, vs. Alabama A&M (9/9/2021)
Scored 4 goals	4, vs. UAB (9/2/2021)
Scored 3 goals	3, vs. Texas A&M (9/26/2021)
Scored 2 goals	2, vs. Florida (10/17/2021)
Scored 1 goal	1, vs. LSU (10/10/2021)
Was shutout	0, at Clemson (3/6/2021)
Allowed 5 goals	5, vs. Arkansas (10/24/2019)
Allowed 4 goals	4, vs. Arkansas (11/17/20)
Allowed 3 goals	3, at South Carolina (10/1/2021)
Allowed 2 goals	2, at Tennessee (9/23/2021)
Allowed 1 goal	1, vs. UAB (9/2/2021)
Shutout an opponent	vs. Florida (10/17/2021)
Attempted 30-plus shots	49, vs. Alabama A&M (9/9/2021)
Attempted 20-29 shots	25, vs. Florida (10/17/2021)
Attempted 10-19 shots	11, vs. Texas A&M (9/26/2021)
Allowed 20-plus shots	21, at Georgia (10/18/2020)
Allowed 15-19 shots	19, at Tennessee (9/23/2021)
Allowed 10-15 shots	15, vs. Georgia (9/17/2021)
Allowed 5-9 shots	9, vs. LSU (10/10/2021)
Allowed 1-4 shots	2, vs. Florida (10/17/2021)
Won in overtime	1-0 (OT), vs. LSU (10/10/2021)
Lost in overtime	2-1 (2OT), at Tennessee (9/23/2021)
Tied in overtime	0-0 (2OT), vs. LSU (2/26/2021)
Had 10-20 corner kicks	12, vs. Alabama A&M (9/9/2021)
Won a penalty kick shootout	2-2 (5-3 PK), vs. South Carolina (11/4/2015)
Lost a penalty kick shootout	1-1 (2-1 PK), vs. Florida (10/28/2018)

INDIVIDUAL

Scored 3 goals in a half	3, Mallory Mooney vs. Virginia Tech (4/17/2021)
Scored 3 goals in a match	3, Carly Thatcher vs. Alabama A&M (9/9/2021)
Scored 4 goals in a match	4, Tiffany Smith vs. LaGrange (9/25/1993)
Had 3 assists in a match	3, Casie Ramsier vs. UConn (11/18/2016)
Had 4 assists in a match	4, Anna Haddock vs. Kennesaw State (2/19/2021)
Took 10 shots in a match	10, Kristen Dodson vs. High Point (9/8/2017)
Had 10 saves in a match	10, Maddie Prohaska (10/30/2020)
Had 15 saves in a match	15, Meredith McPherson vs. Arkansas (9/24/1994)
Recorded a shutout	Maddie Prohaska vs. Florida (10/17/2021)
Had consecutive shutouts	3, Maddie Prohaska at MSU/vs. LSU/vs. Florida (10/7-17/2021)
Scored a penalty kick	Sydney Richards & Anna Haddock vs. Texas A&M (9/26/2021)
Saved a penalty kick	Sarah Le Beau vs. Florida (9/27/2015)
Goalkeeper scored a goal	Karina Micomonaco at West Florida (10/23/1993)
Goalkeeper had an assist	Alyse Scott vs. Memphis (9/5/2014)

FACILITY UPGRADE: NEW LED LIGHTS

» In 2018, Auburn Soccer Complex had a minor procedure that has had a major impact on the gameday experience. The Tigers became proud owners of a LED light system that allows for light shows to be played throughout the game. Keep your eye for the feature during starting lineup and after an Auburn goal.





Madeline Moore
5-9 | D | So.
Winter Haven, Fla.

2021 Game-By-Game

Opp	GS	Min	G	A	Pts	Sh
at Samford	*	90	0	0	0	0
BYU	*	83	0	0	0	0
at Troy	*	90	0	0	0	0
UAB	*	90	0	1	1	0
UTC	*	84	0	1	1	0
AAMU	*	68	0	0	0	0
FSU	*	90	0	0	0	0
Georgia	*	9	0	0	0	0
at UT	-	-	-	-	-	-
Texas A&M	-	-	-	-	-	-
at USC	-	-	-	-	-	-
at MSU	-	-	-	-	-	-
LSU	-	-	-	-	-	-
Florida	-	-	-	-	-	-
Arkansas	-	-	-	-	-	-
at Ole Miss	-	-	-	-	-	-
at Alabama	-	-	-	-	-	-

Career Highs

Minutes Played

S: 90 (4x) vs. FSU (9/12)
C: 110 vs. LSU (2/26/21)

Goals

S: --
C: --

Assists


S: 1 (2x) vs. Chattanooga (9/5)
C: 1 (3x) vs. Chattanooga (9/5/21)

Points

S: 1 (2x) vs. Chattanooga (9/5)
C: 1 (3x) vs. Chattanooga (9/5/21)

Career Stats

Season	GP	G	A	Pts	Sh	GW
2020	18	0	1	1	2	0
2021	8	0	2	2	0	0
Totals	26	0	3	3	2	0



Maddie Prohaska
5-9 | GK | So.
West Chester, Ohio

2021 Game-By-Game

Opp	GS	Min	GA	GAA	Sv	Sho
at Samford	*	90	1	1.00	4	0
BYU	*	90	1	1.00	3	0
at Troy	*	90	1	1.00	1	0
UAB	*	90	1	1.00	4	0
UTC	*	90	0	0.00	0	1
AAMU	*	90	0	0.00	0	1
FSU	*	90	2	2.00	2	0
Georgia	*	90	0	0.00	4	1
at UT	*	101	2	2.00	6	0
Texas A&M	*	90	0	0.00	0	1
at USC	*	90	3	3.00	2	0
at MSU	*	90	0	0.00	4	1
LSU	*	90	0	0.00	1	1
Florida	*	90	0	0.00	1	1
Arkansas	-	-	-	-	-	-
at Ole Miss	-	-	-	-	-	-
at Alabama	-	-	-	-	-	-

Career Highs

Minutes Played

S: 101 at Tennessee (9/23)
C: 110 (3x) vs. LSU (2/26/21)

Goals Allowed


S: 3 at South Carolina (10/1)
C: 4 vs. Arkansas (11/17/20)

Saves

S: 6 at Tennessee (9/23)
C: 10 at Arkansas (10/30/20)

Career Stats

Season	GP	Min	GA	GAA	Sv	Sho
2020	17	1573:40	14	0.80	76	6/2
2021	14	1272:38	11	0.78	32	7/0
Totals	31	2847:18	25	0.79	108	13/2



Hailey Whitaker
5-1 | MF/F | Sr.
Birmingham, Ala.

2021 Game-By-Game

Opp	GS	Min	G	A	Pts	Sh
at Samford	*	62	0	0	0	2
BYU	*	64	0	0	0	0
at Troy	*	50	0	0	0	1
UAB	*	46	0	0	0	1
UTC	*	57	0	1	1	1
AAMU	-	32	0	0	0	3
FSU	-	37	0	0	0	0
Georgia	*	63	0	0	0	2
at UT	*	101	0	0	0	1
Texas A&M	*	71	0	0	0	0
at USC	*	77	0	0	0	1
at MSU	*	90	0	0	0	0
LSU	*	80	0	0	0	0
Florida	*	87	0	0	0	0
Arkansas	-	-	-	-	-	-
at Ole Miss	-	-	-	-	-	-
at Alabama	-	-	-	-	-	-

Career Highs

Minutes Played

S: 101 at Tennessee (9/23)
C: 104 vs. Miss. State (9/18/20)

Goals

S: --
C: 1 (7x) vs. South Alabama (4/3/21)

Assists

S: 1 vs. Chattanooga (9/5)
C: 2 (2x) vs. South Alabama (4/3/21)

Points

S: 1 vs. Chattanooga (9/5)
C: 4 (2x) vs. South Alabama (4/3/21)

Career Stats

Season	GP	G	A	Pts	Sh	GW
2018	20	2	3	7	20	1
2019	19	3	4	10	32	2
2020	17	2	2	6	28	1
2021	14	0	1	1	12	0
Totals	70	7	10	24	92	4

2



Riley Petcosky
5-5 | D/MF | Jr.
Vestal, N.Y.

2021 Game-By-Game

Opp	GS	Min	G	A	Pts	Sh
at Samford	-	15	0	0	0	0
BYU	-	11	0	0	0	0
at Troy	-	10	0	0	0	0
UAB	-	24	0	0	0	0
UTC	-	36	0	1	1	1
AAMU	-	35	0	0	0	0
FSU	-	-	-	-	-	-
Georgia	-	81	0	0	0	0
at UT	-	-	-	-	-	-
Texas A&M	-	23	0	0	0	0
at USC	-	54	0	0	0	0
at MSU	-	14	0	0	0	0
LSU	-	1	0	0	0	0
Florida	-	3	0	0	0	0
Arkansas						
at Ole Miss						
at Alabama						

Career Highs

Minutes Played

S: 81 vs. Georgia (9/17)
C: 90 vs. Virginia Tech (9/1/19)

Goals

S: --
C: --

Assists

S: 1 vs. Chattanooga (9/5)
C: 2 vs. Virginia Tech (9/1/19)

Points

S: 1 vs. Chattanooga (9/5)
C: 2 vs. Virginia Tech (9/1/19)

Career Stats

Season	GP	G	A	Pts	Sh	GW
2019	18	0	2	2	3	0
2020	9	0	0	0	3	0
2021	12	0	1	1	1	0
Totals	39	0	3	3	7	0

3



Alyssa Malonson
5-3 | D/MF | Sr.-2
Spring, Texas

2021 Game-By-Game

Opp	GS	Min	G	A	Pts	Sh
at Samford	*	84	1	0	2	1
BYU	*	86	0	1	1	2
at Troy	*	80	0	0	0	1
UAB	*	82	0	0	0	1
UTC	*	67	0	0	0	1
AAMU	*	68	0	2	2	1
FSU	*	90	0	0	0	0
Georgia	*	90	0	0	0	0
at UT	*	101	0	0	0	1
Texas A&M	*	90	0	0	0	0
at USC	*	80	1	0	2	1
at MSU	*	90	0	0	0	0
LSU	*	93	0	1	1	1
Florida	*	90	0	0	0	1
Arkansas						
at Ole Miss						
at Alabama						

Career Highs

Minutes Played

S: 101 at Tennessee (9/23)
C: 110 (6x) vs. Kentucky (10/24/20)

Goals

S: 1 (2x) at South Carolina (10/1)
C: 1 (4x) at South Carolina (10/1/21)

Assists

S: 2 vs. AAMU (9/9)
C: 2 (6x) vs. AAMU (9/9/21)


Points

S: 2 (3x) at South Carolina (10/1)
C: 2 (10x) at South Carolina (10/1/21)

Career Stats

Season	GP	G	A	Pts	Sh	GW
2017	20	0	6	6	17	0
2018	20	0	8	8	12	0
2019	19	1	1	3	5	1
2020	18	1	4	6	19	0
2021	14	2	4	8	11	0
Totals	91	4	23	31	64	1

4



Anna Haddock
5-5 | MF | So.
Bowling Green, Ky.

2021 Game-By-Game

Opp	GS	Min	G	A	Pts	Sh
at Samford	*	90	1	0	2	3
BYU	*	90	2	0	4	5
at Troy	*	89	0	2	2	1
UAB	*	76	0	0	0	3
UTC	*	80	1	0	2	5
AAMU	*	52	0	1	1	6
FSU	*	89	1	0	2	2
Georgia	*	88	2	0	4	7
at UT	*	101	0	0	0	2
Texas A&M	*	74	1	0	2	4
at USC	*	90	0	1	1	1
at MSU	*	90	0	1	1	0
LSU	*	89	0	0	0	4
Florida	*	82	0	2	2	4
Arkansas						
at Ole Miss						
at Alabama						

Career Highs

Minutes Played

S: 101 at Tennessee (9/23)
C: 110 (2x) vs. Ole Miss (10/13/20)

Goals

S: 2 (2x) vs. Georgia (9/17)
C: 2 (2x) vs. Georgia (9/17/21)

Assists

S: 2 (2x) vs. Florida (10/17)
C: 4 vs. Kennesaw (2/19/21)

Points

S: 4 (2x) vs. Georgia (9/17)
C: 4 (4x) vs. Georgia (9/17/21)

Career Stats

Season	GP	G	A	Pts	Sh	GW
2020	18	2	10	14	54	0
2021	14	8	7	23	47	4
Totals	32	10	17	37	101	4

6



Jolie Baltzegar
5-5 | MF/D | So.
Evans, Ga.

2021 Game-By-Game

Opp	GS	Min	G	A	Pts	Sh
at Samford	-	-	-	-	-	-
BYU	-	-	-	-	-	-
at Troy	-	-	-	-	-	-
UAB	-	-	-	-	-	-
UTC	-	-	-	-	-	-
AAMU	-	-	-	-	-	-
FSU	-	-	-	-	-	-
Georgia	-	-	-	-	-	-
at UT	-	-	-	-	-	-
Texas A&M	-	-	-	-	-	-
at USC	-	-	-	-	-	-
at MSU	-	-	-	-	-	-
LSU	-	-	-	-	-	-
Florida	-	-	-	-	-	-
Arkansas	-	-	-	-	-	-
at Ole Miss	-	-	-	-	-	-
at Alabama	-	-	-	-	-	-

Career Highs

Minutes Played

S: --
C: 78 vs. Miss. State (9/18/20)

Goals

S: --
C: --

Assists

S: --
C: --

Points

S: --
C: --

Career Stats

Season	GP	G	A	Pts	Sh	GW
2020	17	0	1	1	8	0
2021	--	--	--	--	--	--
Totals	17	0	1	1	8	0

7



Carly Thatcher
5-2 | MF | Fr.
Pensacola Beach, Fla.

2021 Game-By-Game

Opp	GS	Min	G	A	Pts	Sh
at Samford	-	-	-	-	-	-
BYU	-	4	0	1	1	1
at Troy	-	18	0	0	0	0
UAB	-	18	0	0	0	0
UTC	-	-	-	-	-	-
AAMU	-	27	3	0	6	3
FSU	-	34	0	0	0	0
Georgia	-	29	0	1	1	2
at UT	-	34	0	0	0	0
Texas A&M	-	31	0	0	0	0
at USC	-	21	0	0	0	0
at MSU	-	13	0	0	0	0
LSU	-	31	0	0	0	1
Florida	-	37	0	0	0	2
Arkansas	-	-	-	-	-	-
at Ole Miss	-	-	-	-	-	-
at Alabama	-	-	-	-	-	-

Career Highs

Minutes Played

S: 37 vs. Florida (10/17)
C: 37 vs. Florida (10/17/21)

Goals

S: 3 vs. AAMU (9/9)
C: 3 vs. AAMU (9/9/21)

Assists

S: 1 (2x) vs. Georgia (9/17)
C: 1 (2x) vs. Georgia (9/17/21)

Points

S: 6 vs. AAMU (9/9)
C: 6 vs. AAMU (9/9/21)

Career Stats

Season	GP	G	A	Pts	Sh	GW
2021	12	3	2	8	9	0

8



Mallory Mooney
5-2 | MF/F | So.
Broomfield, Colo.

2021 Game-By-Game

Opp	GS	Min	G	A	Pts	Sh
at Samford	*	90	0	0	0	0
BYU	*	90	0	0	0	0
at Troy	*	83	0	0	0	0
UAB	*	74	0	2	2	0
UTC	*	75	0	0	0	0
AAMU	*	63	0	0	0	0
FSU	*	84	0	0	0	1
Georgia	*	90	0	1	1	0
at UT	*	101	0	0	0	1
Texas A&M	*	86	0	0	0	0
at USC	*	72	0	0	0	0
at MSU	*	76	0	0	0	0
LSU	*	93	0	0	0	1
Florida	*	90	0	1	1	0
Arkansas	-	-	-	-	-	-
at Ole Miss	-	-	-	-	-	-
at Alabama	-	-	-	-	-	-

Career Highs

Minutes Played

S: 101 at Tennessee (9/23)
C: 104 vs. vs. LSU (2/26/21)

Goals

S: --
C: 3 vs. Virginia Tech (4/17/21)

Assists

S: 2 vs. UAB (9/2)
C: 2 (2x) vs. UAB (9/2/21)


Points

S: 2 vs. UAB (9/2)
C: 6 vs. Virginia Tech (4/17/21)

Career Stats

Season	GP	G	A	Pts	Sh	GW
2020	18	5	4	14	17	2
2021	14	0	4	4	3	0
Totals	32	5	8	18	20	2

9



Hannah Waesch
5-5 | MF | So.
The Colony, Texas

2021 Game-By-Game

Opp	GS	Min	G	A	Pts	Sh
at Samford	*	90	0	0	0	0
BYU	*	90	0	0	0	1
at Troy	*	90	1	0	2	2
UAB	*	86	0	0	0	0
UTC	*	82	0	0	0	1
AAMU	*	60	0	0	0	0
FSU	*	90	0	0	0	0
Georgia	*	90	0	0	0	0
at UT	*	101	0	0	0	0
Texas A&M	*	90	0	0	0	1
at USC	*	90	0	0	0	1
at MSU	*	90	0	0	0	0
LSU	*	93	0	0	0	0
Florida	*	90	0	0	0	1
Arkansas						
at Ole Miss						
at Alabama						

Career Highs

Minutes Played

S: 101 at Tennessee (9/23)
C: 110 vs. LSU (2/26/21)

Goals

S: 1 at Troy (8/26)
C: 1 (2x) at Troy (8/26/21)

Assists

S: --
C: 1 (2x) at Alabama (3/27/21)


Points

S: 2 at Troy (8/26)
C: 3 vs. Kennesaw (2/19/21)

Career Stats

Season	GP	G	A	Pts	Sh	GW
2020	18	1	2	4	10	0
2021	14	1	0	2	7	0
Totals	32	2	2	6	17	0

10



Sammie Brown
5-3 | MF | So.
Morgantown, W.V.

2021 Game-By-Game

Opp	GS	Min	G	A	Pts	Sh
at Samford	-	-	-	-	-	-
BYU	-	-	-	-	-	-
at Troy	-	-	-	-	-	-
UAB	-	-	-	-	-	-
UTC	-	-	-	-	-	-
AAMU	-	-	-	-	-	-
FSU	-	-	-	-	-	-
Georgia	-	-	-	-	-	-
at UT	-	-	-	-	-	-
Texas A&M	-	-	-	-	-	-
at USC	-	-	-	-	-	-
at MSU	-	-	-	-	-	-
LSU	-	-	-	-	-	-
Florida	-	-	-	-	-	-
Arkansas						
at Ole Miss						
at Alabama						

Career Highs

Minutes Played

S: --
C: --

Goals

S: --
C: --

Assists

S: --
C: --


Points

S: --
C: --

Career Stats

Season	GP	G	A	Pts	Sh	GW
2020	1	0	0	0	0	0
2021	--	--	--	--	--	--
Totals	1	0	0	0	0	0

11



LJ Knox
5-10 | D | Fr.
Brentwood, Tenn.

2021 Game-By-Game

Opp	GS	Min	G	A	Pts	Sh
at Samford	-	-	-	-	-	-
BYU	-	-	-	-	-	-
at Troy	-	-	-	-	-	-
UAB	-	-	-	-	-	-
UTC	-	-	-	-	-	-
AAMU	-	-	-	-	-	-
FSU	-	-	-	-	-	-
Georgia	-	-	-	-	-	-
at UT	-	-	-	-	-	-
Texas A&M	-	7	0	0	0	0
at USC	-	9	0	0	0	0
at MSU	-	-	-	-	-	-
LSU	-	13	0	0	0	0
Florida	-	3	0	0	0	0
Arkansas						
at Ole Miss						
at Alabama						

Career Highs

Minutes Played

S: 13 vs. LSU (10/10)
C: 13 vs. LSU (10/10/21)

Goals

S: --
C: --

Assists

S: --
C: --

Points

S: --
C: --

Career Stats

Season	GP	G	A	Pts	Sh	GW
2021	4	0	0	0	0	0

12



Haley Duca
5-2 | MF | Fr.
Chelsea, Ala.

2021 Game-By-Game

Opp	GS	Min	G	A	Pts	Sh
at Samford	-	-	-	-	-	-
BYU	-	-	-	-	-	-
at Troy	-	-	-	-	-	-
UAB	-	-	-	-	-	-
UTC	-	-	-	-	-	-
AAMU	-	-	-	-	-	-
FSU	-	-	-	-	-	-
Georgia	-	-	-	-	-	-
at UT	-	-	-	-	-	-
Texas A&M	-	-	-	-	-	-
at USC	-	-	-	-	-	-
at MSU	-	-	-	-	-	-
LSU	-	-	-	-	-	-
Florida	-	-	-	-	-	-
Arkansas	-	-	-	-	-	-
at Ole Miss	-	-	-	-	-	-
at Alabama	-	-	-	-	-	-

Career Highs

Minutes Played

S: --
C: --

Goals

S: --
C: --

Assists

S: --
C: --

Points

S: --
C: --

Career Stats						
Season	GP	G	A	Pts	Sh	GW
2021	--	--	--	--	--	--

13



Kylie Bechard
5-2 | F/MF | R-So.
Phenix City, Ala.

2021 Game-By-Game

Opp	GS	Min	G	A	Pts	Sh
at Samford	-	28	0	0	0	0
BYU	-	25	0	1	1	0
at Troy	-	48	0	0	0	1
UAB	-	30	2	0	4	2
UTC	-	33	0	0	0	2
AAMU	-	16	0	1	1	0
FSU	-	46	0	0	0	0
Georgia	-	23	0	0	0	0
at UT	*	50	0	0	0	2
Texas A&M	-	35	0	0	0	0
at USC	-	38	0	0	0	0
at MSU	-	41	0	0	0	2
LSU	-	27	0	0	0	2
Florida	-	-	-	-	-	-
Arkansas	-	-	-	-	-	-
at Ole Miss	-	-	-	-	-	-
at Alabama	-	-	-	-	-	-

Career Highs

Minutes Played

S: 50 at Tennessee (9/23)
C: 50 at Tennessee (9/23/21)

Goals

S: 2 vs. UAB (9/2)
C: 2 vs. UAB (9/2/21)

Assists

S: 1 (2x) vs. AAMU (9/9)
C: 1 (2x) vs. AAMU (9/9/21)

Points

S: 4 vs. UAB (9/2)
C: 4 vs. UAB (9/2/21)

Career Stats						
Season	GP	G	A	Pts	Sh	GW
2021	13	2	2	6	11	0

14



Sydney Richards
5-7 | F/MF | Jr.
Plano, Texas

2021 Game-By-Game

Opp	GS	Min	G	A	Pts	Sh
at Samford	*	76	0	0	0	1
BYU	*	81	0	0	0	4
at Troy	*	64	0	0	0	3
UAB	*	67	2	0	4	3
UTC	*	67	0	0	0	1
AAMU	*	57	0	1	1	4
FSU	*	62	0	0	0	1
Georgia	*	60	0	0	0	3
at UT	*	88	0	0	0	3
Texas A&M	*	64	1	0	2	2
at USC	*	75	0	0	0	1
at MSU	*	71	1	0	2	3
LSU	*	66	0	0	0	2
Florida	*	69	1	0	2	3
Arkansas	-	-	-	-	-	-
at Ole Miss	-	-	-	-	-	-
at Alabama	-	-	-	-	-	-

Career Highs

Minutes Played

S: 88 at Tennessee (9/23)
C: 101 vs. Georgia (11/15/20)

Goals

S: 2 vs. UAB (9/2)
C: 2 (2x) vs. UAB (9/2/21)

Assists

S: 1 vs. AAMU (9/9)
C: 1 (3x) vs. AAMU (9/9/21)

Points

S: 4 vs. UAB (9/2)
C: 4 (2x) vs. UAB (9/2/21)

Career Stats						
Season	GP	G	A	Pts	Sh	GW
2019	19	4	1	9	27	2
2020	16	5	1	11	25	1
2021	14	5	1	11	34	2
Totals	49	14	3	31	86	5

15



Sydnie Thibodaux

5-5 | MF | Fr.
Montgomery, Texas

2021 Game-By-Game

Opp	GS	Min	G	A	Pts	Sh
at Samford	-	1	0	0	0	0
BYU	-	-	-	-	-	-
at Troy	-	-	-	-	-	-
UAB	-	4	0	0	0	0
UTC	-	-	-	-	-	-
AAMU	-	30	0	0	0	2
FSU	-	-	-	-	-	-
Georgia	-	-	-	-	-	-
at UT	-	7	0	0	0	0
Texas A&M	-	22	0	0	0	0
at USC	-	10	0	0	0	0
at MSU	-	7	0	0	0	0
LSU	-	20	0	0	0	0
Florida	-	19	0	0	0	1
Arkansas	-	-	-	-	-	-
at Ole Miss	-	-	-	-	-	-
at Alabama	-	-	-	-	-	-

Career Highs

Minutes Played

S: 30 vs. AAMU (9/9)
C: 30 vs. AAMU (9/9/21)

Goals

S: --
C: --

Assists

S: --
C: --

Points

S: --
C: --

Career Stats

Season	GP	G	A	Pts	Sh	GW
2021	9	0	0	0	3	0

16



Rocio Sanders

5-4 | F/MF | Sr.-2
Satellite Beach, Fla.

2021 Game-By-Game

Opp	GS	Min	G	A	Pts	Sh
at Samford	-	1	0	0	0	0
BYU	-	-	-	-	-	-
at Troy	-	-	-	-	-	-
UAB	-	4	0	0	0	0
UTC	-	7	0	0	0	0
AAMU	-	30	0	0	0	6
FSU	-	9	0	0	0	0
Georgia	-	-	-	-	-	-
at UT	-	-	-	-	-	-
Texas A&M	-	-	-	-	-	-
at USC	-	-	-	-	-	-
at MSU	-	-	-	-	-	-
LSU	-	-	-	-	-	-
Florida	-	-	-	-	-	-
Arkansas	-	-	-	-	-	-
at Ole Miss	-	-	-	-	-	-
at Alabama	-	-	-	-	-	-

Career Highs

Minutes Played

S: 30 vs. AAMU (9/9)
C: 68 at LSU (9/20/18)

Goals

S: --
C: 1 (4x) at Alabama (10/27/19)

Assists

S: --
C: 1 (6x) at Alabama (10/27/19)


Points

S: --
C: 3 (2x) at Alabama (10/27/19)

Career Stats

Season	GP	G	A	Pts	Sh	GW
2017	19	2	1	5	12	0
2018	20	2	3	7	25	0
2019	17	1	2	4	8	0
2020	8	0	0	0	1	0
2021	5	0	0	0	6	0
Totals	69	5	6	16	52	0

17



Maddy Bondon

5-4 | D | So.
Duluth, Ga.

2021 Game-By-Game

Opp	GS	Min	G	A	Pts	Sh
at Samford	-	-	-	-	-	-
BYU	-	-	-	-	-	-
at Troy	-	-	-	-	-	-
UAB	-	-	-	-	-	-
UTC	-	-	-	-	-	-
AAMU	-	25	0	0	0	0
FSU	-	-	-	-	-	-
Georgia	-	-	-	-	-	-
at UT	-	-	-	-	-	-
Texas A&M	-	-	-	-	-	-
at USC	-	-	-	-	-	-
at MSU	-	-	-	-	-	-
LSU	-	-	-	-	-	-
Florida	-	-	-	-	-	-
Arkansas	-	-	-	-	-	-
at Ole Miss	-	-	-	-	-	-
at Alabama	-	-	-	-	-	-

Career Highs

Minutes Played

S: 25 vs. AAMU (9/9)
C: 29 vs. Kennesaw (2/19/21)

Goals

S: --
C: --

Assists

S: --
C: --

Points

S: --
C: --

Career Stats

Season	GP	G	A	Pts	Sh	GW
2020	3	0	0	0	0	0
2021	1	0	0	0	0	0
Totals	4	0	0	0	0	0

18



Jaycie Silhan
5-11 | D | Fr.
Spring, Texas

2021 Game-By-Game

Opp	GS	Min	G	A	Pts	Sh
at Samford	-	-	-	-	-	-
BYU	-	8	0	0	0	0
at Troy	-	14	0	0	0	0
UAB	-	10	0	0	0	0
UTC	-	6	0	0	0	0
AAMU	-	27	0	0	0	0
FSU	-	2	0	0	0	0
Georgia	-	9	0	0	0	1
at UT	-	22	0	0	0	0
Texas A&M	-	-	-	-	-	-
at USC	-	4	0	0	0	0
at MSU	-	-	-	-	-	-
LSU	-	-	-	-	-	-
Florida	-	-	-	-	-	-
Arkansas	-	-	-	-	-	-
at Ole Miss	-	-	-	-	-	-
at Alabama	-	-	-	-	-	-

Career Highs

Minutes Played

S: 27 vs. AAMU (9/9)
C: 27 vs. AAMU (9/9/21)

Goals

S: --
C: --

Assists

S: --
C: --

Points

S: --
C: --

Career Stats						
Season	GP	G	A	Pts	Sh	GW
2021	9	0	0	0	1	0

19



Marissa Arias
5-4 | F/MF | R-So.
San Antonio, Texas

2021 Game-By-Game

Opp	GS	Min	G	A	Pts	Sh
at Samford	-	25	0	1	1	0
BYU	-	20	0	0	0	1
at Troy	-	22	0	0	0	1
UAB	-	44	0	0	0	2
UTC	-	32	0	0	0	2
AAMU	*	47	2	1	5	6
FSU	*	36	0	0	0	0
Georgia	-	28	1	0	2	1
at UT	*	62	1	0	2	1
Texas A&M	*	47	0	0	0	0
at USC	*	45	1	0	2	1
at MSU	*	62	0	0	0	1
LSU	*	49	1	0	2	1
Florida	*	47	1	0	2	3
Arkansas	-	-	-	-	-	-
at Ole Miss	-	-	-	-	-	-
at Alabama	-	-	-	-	-	-

Career Highs

Minutes Played

S: 62 (2x) at Miss. State (10/7)
C: 62 (2x) at Miss. State (10/7/21)

Goals

S: 2 vs. AAMU (9/9)
C: 2 vs. AAMU (9/9/21)

Assists


S: 1 (2x) vs. AAMU (9/9)
C: 1 (2x) vs. AAMU (9/9/21)

Points

S: 5 vs. AAMU (9/9)
C: 5 vs. AAMU (9/9/21)

Career Stats						
Season	GP	G	A	Pts	Sh	GW
2020	11	1	0	2	4	0
2021	14	7	2	16	20	3
Totals	25	8	2	18	24	3

20



Olivia Dedels
5-6 | MF | Sr.
Lawrenceville, Ga.

2021 Game-By-Game

Opp	GS	Min	G	A	Pts	Sh
at Samford	-	-	-	-	-	-
BYU	-	-	-	-	-	-
at Troy	-	1	0	0	0	0
UAB	-	11	0	0	0	0
UTC	-	25	0	0	0	0
AAMU	-	39	0	0	0	0
FSU	-	5	0	0	0	0
Georgia	-	-	-	-	-	-
at UT	-	-	-	-	-	-
Texas A&M	-	10	0	0	0	0
at USC	-	-	-	-	-	-
at MSU	-	-	-	-	-	-
LSU	-	-	-	-	-	-
Florida	-	8	0	0	0	0
Arkansas	-	-	-	-	-	-
at Ole Miss	-	-	-	-	-	-
at Alabama	-	-	-	-	-	-

Career Highs

Minutes Played

S: 39 vs. AAMU (9/9)
C: 106 at Alabama (10/27/19)

Goals

S: --
C: --

Assists

S: --
C: 1 at Kentucky (9/19/19)

Points

S: --
C: 1 at Kentucky (9/19/19)

Career Stats						
Season	GP	G	A	Pts	Sh	GW
2018	18	0	0	0	1	0
2019	19	0	1	1	3	0
2020	14	0	0	0	2	0
2021	7	0	0	0	0	0
Totals	58	0	1	1	6	0

22



M.E. Craven
6-2 | D | Sr.
Atlanta, Ga.

2021 Game-By-Game

Opp	GS	Min	G	A	Pts	Sh
at Samford	*	90	0	1	1	3
BYU	*	90	0	0	0	0
at Troy	*	90	1	0	2	1
UAB	*	80	0	0	0	2
UTC	*	90	0	0	0	3
AAMU	*	60	0	1	1	3
FSU	*	90	0	0	0	2
Georgia	*	90	0	0	0	0
at UT	*	101	0	0	0	0
Texas A&M	*	90	1	0	2	3
at USC	*	90	0	1	1	0
at MSU	*	90	0	0	0	0
LSU	*	93	0	0	0	0
Florida	*	87	0	0	0	2
Arkansas						
at Ole Miss						
at Alabama						

Career Highs

Minutes Played

S: 101 at Tennessee (9/23)
C: 110 (3x) vs. Kentucky (10/24/20)

Goals

S: 1 (2x) vs. Texas A&M (9/26)
C: 1 (2x) vs. Texas A&M (9/26/21)

Assists

S: 1 (3x) at South Carolina (10/1)
C: 1 (4x) at South Carolina (10/1/21)

Points

S: 2 (2x) vs. Texas A&M (9/26)
C: 2 (2x) vs. Texas A&M (9/26/21)

Career Stats						
Season	GP	G	A	Pts	Sh	GW
2018	7	0	0	0	2	0
2019	13	0	0	0	7	0
2020	17	0	1	1	12	0
2021	14	2	3	7	19	2
Totals	51	2	4	8	40	2

23



Olivia Candelino
5-5 | F | So.
Jacksonville, Fla.

2021 Game-By-Game

Opp	GS	Min	G	A	Pts	Sh
at Samford	*	74	0	0	0	1
BYU	*	71	0	0	0	1
at Troy	*	57	0	1	1	2
UAB	*	49	0	1	1	0
UTC	*	58	2	0	4	4
AAMU	*	53	0	0	0	5
FSU	*	48	0	0	0	2
Georgia	*	62	0	1	1	1
at UT	*	83	0	1	1	3
Texas A&M	*	54	0	0	0	0
at USC	*	65	0	0	0	0
at MSU	*	75	0	1	1	2
LSU	*	58	0	0	0	2
Florida	*	67	0	0	0	3
Arkansas						
at Ole Miss						
at Alabama						

Career Highs

Minutes Played

S: 83 at Tennessee (9/23)
C: 83 at Tennessee (9/23/21)

Goals

S: 2 vs. Chattanooga (9/5)
C: 2 vs. Chattanooga (9/5/21)

Assists

S: 1 (5x) at Miss. State (10/7)
C: 1 (6x) at Miss. State (10/7/21)

Points

S: 4 vs. Chattanooga (9/5)
C: 4 vs. Chattanooga (9/5/21)

Career Stats						
Season	GP	G	A	Pts	Sh	GW
2020	17	3	1	7	14	2
2021	14	2	5	9	26	0
Totals	31	5	6	16	40	2

24



Makenna Garcia
5-5 | GK | R-Fr.
Pflugerville, Texas

2021 Game-By-Game

Opp	GS	Min	GA	GAA	Sv	Sho
at Samford	-	-	-	-	-	-
BYU	-	-	-	-	-	-
at Troy	-	-	-	-	-	-
UAB	-	-	-	-	-	-
UTC	-	-	-	-	-	-
AAMU	-	-	-	-	-	-
FSU	-	-	-	-	-	-
Georgia	-	-	-	-	-	-
at UT	-	-	-	-	-	-
Texas A&M	-	-	-	-	-	-
at USC	-	-	-	-	-	-
at MSU	-	-	-	-	-	-
LSU	-	-	-	-	-	-
Florida	-	-	-	-	-	-
Arkansas						
at Ole Miss						
at Alabama						

Career Highs

Minutes Played

S: --
C: --

Goals Allowed

S: --
C: --

Saves

S: --
C: --

Career Stats						
Season	GP	Min	GA	GAA	Sv	Sho
2021	--	--	--	--	--	--

25



Micah Beasley

5-3 | MF | Fr.
Klein, Texas

2021 Game-By-Game

Opp	GS	Min	G	A	Pts	Sh
at Samford	-	-	-	-	-	-
BYU	-	-	-	-	-	-
at Troy	-	-	-	-	-	-
UAB	-	-	-	-	-	-
UTC	-	-	-	-	-	-
AAMU	-	-	-	-	-	-
FSU	-	-	-	-	-	-
Georgia	-	-	-	-	-	-
at UT	-	-	-	-	-	-
Texas A&M	-	-	-	-	-	-
at USC	-	-	-	-	-	-
at MSU	-	-	-	-	-	-
LSU	-	-	-	-	-	-
Florida	-	-	-	-	-	-
Arkansas	-	-	-	-	-	-
at Ole Miss	-	-	-	-	-	-
at Alabama	-	-	-	-	-	-

Career Highs

Minutes Played

S: --
C: --

Goals

S: --
C: --

Assists

S: --
C: --

Points

S: --
C: --

Career Stats

Season	GP	G	A	Pts	Sh	GW
2021	--	--	--	--	--	--

26



Grace Sklopan

5-3 | MF | Gr.
Alexandria, Va.

2021 Game-By-Game

Opp	GS	Min	G	A	Pts	Sh
at Samford	*	84	0	0	0	0
BYU	*	86	0	0	0	0
at Troy	*	64	0	0	0	1
UAB	*	74	0	1	1	0
UTC	*	78	0	0	0	1
AAMU	*	51	0	1	1	6
FSU	*	79	0	1	1	0
Georgia	*	78	0	0	0	0
at UT	*	44	0	0	0	0
Texas A&M	*	68	0	0	0	1
at USC	*	80	0	0	0	0
at MSU	*	75	0	0	0	1
LSU	*	77	0	0	0	2
Florida	*	71	0	0	0	1
Arkansas	-	-	-	-	-	-
at Ole Miss	-	-	-	-	-	-
at Alabama	-	-	-	-	-	-

Career Highs

Minutes Played

S: 86 vs. BYU (8/21)
C: 86 vs. BYU (8/21/21)

Goals

S: --
C: --

Assists

S: 1 (3x) vs. FSU (9/12)
C: 1 (3x) vs. FSU (9/12/21)

Points

S: 1 (3x) vs. FSU (9/12)
C: 1 (3x) vs. FSU (9/12/21)

Career Stats

Season	GP	G	A	Pts	Sh	GW
2018	21	0	0	0	7	0
2019	19	1	1	3	10	1
2020	17	0	0	0	4	0
2021	14	0	3	3	13	0
Totals	71	1	4	6	34	1

32



Maddie Simpson

5-7 | F | So.
Wausau, Wisc.

2021 Game-By-Game

Opp	GS	Min	G	A	Pts	Sh
at Samford	-	-	-	-	-	-
BYU	-	-	-	-	-	-
at Troy	-	30	0	0	0	0
UAB	-	31	0	1	1	1
UTC	-	20	0	0	0	1
AAMU	-	33	0	0	0	1
FSU	-	9	0	0	0	0
Georgia	-	-	-	-	-	-
at UT	-	14	0	0	0	0
Texas A&M	-	19	0	0	0	0
at USC	-	-	-	-	-	-
at MSU	-	1	0	0	0	0
LSU	-	30	0	0	0	3
Florida	-	39	0	0	0	4
Arkansas	-	-	-	-	-	-
at Ole Miss	-	-	-	-	-	-
at Alabama	-	-	-	-	-	-

Career Highs

Minutes Played

S: 39 vs. Florida (10/17)
C: 70 at Arkansas (10/30/20)

Goals

S: --
C: 1 (2x) vs. Virginia Tech (4/17/21)

Assists

S: 1 vs. UAB (9/2)
C: 1 vs. UAB (9/2/21)

Points

S: 1 vs. UAB (9/2)
C: 2 (2x) vs. Virginia Tech (4/17/21)

Career Stats

Season	GP	G	A	Pts	Sh	GW
2020	17	2	0	4	10	0
2021	9	0	0	0	9	0
Totals	26	2	0	4	19	0

33



Katie Carrino

5-11 | GK | Fr.
Benedict, Md.

2021 Game-By-Game

Opp	GS	Min	GA	GAA	Sv	Sho
at Samford	-	-	-	-	-	-
BYU	-	-	-	-	-	-
at Troy	-	-	-	-	-	-
UAB	-	-	-	-	-	-
UTC	-	-	-	-	-	-
AAMU	-	-	-	-	-	-
FSU	-	-	-	-	-	-
Georgia	-	-	-	-	-	-
at UT	-	-	-	-	-	-
Texas A&M	-	-	-	-	-	-
at USC	-	-	-	-	-	-
at MSU	-	-	-	-	-	-
LSU	-	-	-	-	-	-
Florida	-	-	-	-	-	-
Arkansas	-	-	-	-	-	-
at Ole Miss	-	-	-	-	-	-
at Alabama	-	-	-	-	-	-

Career Highs

Minutes Played

S: --
C: --

Goals Allowed

S: --
C: --

Saves

S: --
C: --

Career Stats

Season	GP	Min	GA	GAA	Sv	Sho
2021	--	--	--	--	--	--

34



Layton Glisson

5-7 | F | Fr.
Dacula, Ga.

2021 Game-By-Game

Opp	GS	Min	G	A	Pts	Sh
at Samford	-	-	-	-	-	-
BYU	-	-	-	-	-	-
at Troy	-	-	-	-	-	-
UAB	-	7	0	0	0	0
UTC	-	3	0	0	0	1
AAMU	-	27	0	0	0	3
FSU	-	-	-	-	-	-
Georgia	-	10	0	0	0	0
at UT	-	-	-	-	-	-
Texas A&M	-	19	0	0	0	0
at USC	-	-	-	-	-	-
at MSU	-	15	0	0	0	0
LSU	-	17	0	0	0	1
Florida	-	11	0	0	0	0
Arkansas	-	-	-	-	-	-
at Ole Miss	-	-	-	-	-	-
at Alabama	-	-	-	-	-	-

Career Highs

Minutes Played

S: 27 vs. AAMU (9/9)
C: 27 vs. AAMU (9/9/21)

Goals

S: --
C: --

Assists

S: --
C: --

Points

S: --
C: --

Career Stats

Season	GP	G	A	Pts	Sh	GW
2021	8	0	0	0	5	0

TEAM MATCH-BY-MATCH

Teams	G	A	Pts	Shot	SOG	CK	Fo	GA	Sv
Auburn	2	2	6	11	7	7	8	1	4
at Samford	1	1	3	7	5	4	13	2	5
Auburn	2	3	7	15	6	7	4	1	4
vs. BYU	1	1	3	18	5	7	10	2	4
Auburn	2	3	7	14	7	6	7	1	1
at Troy	1	1	3	5	2	2	9	2	5
Auburn	4	6	14	15	5	5	15	1	4
vs. UAB	1	1	3	12	5	3	11	4	1
Auburn	3	3	9	24	9	13	6	0	0
vs. Chattanooga	0	0	0	0	0	1	9	3	6
Auburn	5	8	18	49	18	12	2	0	0
vs. Alabama A&M	0	0	0	0	0	0	2	5	13
Auburn	1	1	3	8	3	4	10	2	2
vs. Florida State	2	3	7	13	4	2	13	1	2
Auburn	3	3	9	17	6	6	5	0	4
vs. Georgia	0	0	0	15	4	1	9	3	3
Auburn	1	1	3	14	6	1	7	2	6
at Tennessee	2	3	7	19	8	8	11	1	5
Auburn	3	0	6	11	5	5	10	0	0
vs. Texas A&M	0	0	0	6	0	3	13	3	2
Auburn	2	2	6	6	3	3	6	3	2
at South Carolina	3	3	9	9	5	9	11	2	1
Auburn	1	2	4	9	2	4	10	0	4
at Mississippi State	0	0	0	7	4	3	10	1	1
Auburn	1	1	3	20	7	7	7	0	1
vs. LSU	0	0	0	9	1	1	11	1	6
Auburn	2	3	7	25	11	8	8	0	1
vs. Florida	0	0	0	2	1	1	9	2	9
Auburn									
vs. Arkansas									
Auburn									
at Ole Miss									
Auburn									
at Alabama									

GOAL TRACKER

No.	Scorer (No.)	Opp. (Result)	Time
1	Malonson (1)	Samford (W, 2-1)	37:35
2	Haddock (1)	Samford (W, 2-1)	69:04
3	Haddock (2)	BYU (W, 2-1)	41:03
4	Haddock (3)	BYU (W, 2-1)	67:35
5	Waesch (1)	Troy (W, 2-1)	23:41
6	Craven (1)	Troy (W, 2-1)	31:14
7	Bechard (1)	UAB (W, 4-1)	39:07
8	Richards (1)	UAB (W, 4-1)	46:01
9	Richards (2)	UAB (W, 4-1)	56:47
10	Bechard (2)	UAB (W, 4-1)	68:42
11	Haddock (4)	UTC (W, 3-0)	45:32
12	Candelino (1)	UTC (W, 3-0)	81:08
13	Candelino (2)	UTC (W, 3-0)	81:50
14	Arias (1)	AAMU (W, 5-0)	8:56
15	Thatcher (1)	AAMU (W, 5-0)	32:01
16	Thatcher (2)	AAMU (W, 5-0)	32:31
17	Arias (2)	AAMU (W, 5-0)	45:25
18	Thatcher (3)	AAMU (W, 5-0)	63:51
19	Haddock (5)	FSU (L, 1-2)	54:13
20	Haddock (6)	UGA (W, 3-0)	9:53
21	Haddock (7)	UGA (W, 3-0)	49:50
22	Arias (3)	UGA (W, 3-0)	69:44
23	Arias (4)	UT (L, 1-2)	69:07
24	Craven (2)	TAMU (W, 3-0)	19:50
25	Richards (3)	TAMU (W, 3-0)	31:57
26	Haddock (8)	TAMU (W, 3-0)	75:17
27	Malonson (2)	USC (L, 2-3)	54:10
28	Arias (5)	USC (L, 2-3)	84:03
29	Richards (4)	MSU (W, 1-0)	84:03
30	Arias (6)	LSU (W, 1-0)	92:27
31	Arias (7)	Florida (W, 2-0)	51:38
32	Richards (5)	Florida (W, 2-0)	71:11

SCORING SUMMARY

Left-footed	10
Right-footed	15
Header	6
Off corner	4
Free kick	3
Penalty	2
Volley	3
Chip	3
Inside the box	24
Outside the box	8
Home	24
Road	8
Neutral	0
Between 1st-5th minute	0
Between 6th-15th minute	2
Between 16th-25th minute	2
Between 26th-35th minute	4
Between 36th-45th minute	3
Between 46th-50th minute	3
Between 51st-60th minute	4
Between 61st-70th minute	6
Between 71st-80th minute	2
Between 81st-90th minute	4
After 90th minute	1



2021-22 Auburn Women's Soccer
Combined Statistics
All games

Page 1/1
as of Oct 17, 2021

Date	Opponent	Score	Att.
08/19/2021	at Samford	W 2-1	310
08/21/2021	BYU	W 2-1	928
08/26/2021	at Troy	W 2-1	323
09/02/2021	UAB	W 4-1	452
09/05/2021	Chattanooga	W 3-0	412
09/09/2021	Alabama A&M	W 5-0	229
09/12/2021	Florida St.	L 1-2	1043
* 09/17/2021	Georgia	W 3-0	1500
* 09/23/2021	at Tennessee	Lot2 1-2	830
* 09/26/2021	Texas A&M	W 3-0	565
* 10/01/2021	at South Carolina	L 2-3	2004
* 10/07/2021	at Mississippi St.	W 1-0	432
* 10/10/2021	LSU	Wot1 1-0	592
* 10/17/2021	Florida	W 2-0	484

Team statistics

	AUB	OPP
SHOT STATISTICS		
Goals-Shot attempts	32-238	11-122
Goals scored per game	2.29	0.79
Shot pct.	.134	.090
Shots on goal-Attempts	95-238	44-122
SOG pct.	.399	.361
Shots/Game	17	8.7
Assists	38	13
GOAL BREAKDOWN		
Total Goals	32	11
Penalty	2	0
Unassisted	-	-
Overtime	1	1
Goals scored average	2.29	0.79
CORNER KICKS		
Goals off corners	-	-
PENALTY KICKS		
	2-2	0-0
OFFSIDES		
	25	21
PENALTIES		
Fouls	111	135
Yellow cards	6	11
Red cards	0	0
ATTENDANCE		
Total	6205	3899
Dates/Avg Per Date	9/689	5/780
Neutral Site #/Avg	0/0	-

Record	Overall	Home	Away	Neutral
All Games	11-3-0	8-1-0	3-2-0	0-0-0
Conference	5-2-0	4-0-0	1-2-0	0-0-0
Non-Conference	6-1-0	4-1-0	2-0-0	0-0-0

#	Player	GP	G	A	PTS	SH	SH%	SOG	SOG%	GWG	PK-ATT
4	Haddock, Anna	14	8	7	23	47	.170	22	.468	4	1-1
19	Arias, Marissa	14	7	2	16	20	.350	11	.550	3	0-0
14	Richards, Sydney	14	5	1	11	34	.147	13	.382	2	1-1
23	Candelino, Olivia	14	2	5	9	26	.077	12	.462	0	0-0
7	Thatcher, Carly	12	3	2	8	9	.333	4	.444	0	0-0
3	Malonson, Alyssa	14	2	4	8	11	.182	5	.455	0	0-0
22	Craven, M.E.	14	2	3	7	19	.105	9	.474	2	0-0
13	Bechard, Kylie	13	2	2	6	11	.182	4	.364	0	0-0
8	Mooney, Mallory	14	0	4	4	3	.000	0	.000	0	0-0
26	Sklopan, Grace	14	0	3	3	13	.000	0	.000	0	0-0
9	Waesch, Hannah	14	1	0	2	7	.143	3	.429	0	0-0
0	Moore, Madeline	8	0	2	2	0	.000	0	.000	0	0-0
1	Whitaker, Hailey	14	0	1	1	12	.000	4	.333	0	0-0
32	Simpson, Maddie	10	0	1	1	10	.000	5	.500	0	0-0
2	Petcosky, Riley	12	0	1	1	1	.000	0	.000	0	0-0
16	Sanders, Rocio	5	0	0	0	6	.000	2	.333	0	0-0
34	Glisson, Layton	8	0	0	0	5	.000	1	.200	0	0-0
15	Thibodaux, Sydnie	9	0	0	0	3	.000	0	.000	0	0-0
18	Silhan, Jaycie	9	0	0	0	1	.000	0	.000	0	0-0
17	Bondon, Maddy	1	0	0	0	0	.000	0	.000	0	0-0
11	Knox, LJ	4	0	0	0	0	.000	0	.000	0	0-0
00	Prohaska, Maddie	14	0	0	0	0	.000	0	.000	0	0-0
20	Dedels, Olivia	7	0	0	0	0	.000	0	.000	0	0-0
Total		14	32	38	102	238	.134	95	.399	-	2-2
Opponents		14	11	13	35	122	.090	44	.361	-	0-0

#	Goalie	GP	MIN.	GA	GA AVG	SAVES	PCT	W-L-T	SHO/CBO
00	Prohaska, Maddie	14	1272:38	11	0.78	32	.744	11-3-0	7/0
TM	TEAM	-	00:00	0	0.00	1	1.000	0-0-0	0/0
Total		14	1272:38	11	0.78	33	.750	11-3-0	7
Opponents		14	1272:38	32	2.26	63	.663	3-11-0	0

Goals by Periods

Team	1st	2nd	OT1	OT2	TOTAL
AUB	11	20	1	0	32
Opponents	6	4	0	1	11

Shots by Periods

Team	1st	2nd	OT1	OT2	TOTAL
AUB	120	115	3	0	238
Opponents	60	57	4	1	122

Saves by Periods

Team	1st	2nd	OT1	OT2	TOTAL
AUB	20	12	1	0	33
Opponents	32	30	1	0	63

Corners by Periods

Team	1st	2nd	OT1	OT2	TOTAL
AUB	38	49	1	0	88
Opponents	23	22	0	0	45

Fouls by Periods

Team	1st	2nd	OT1	OT2	TOTAL
AUB	46	63	2	0	111
Opponents	70	64	1	0	135


TV/RADIO SPOT CHART



0
AUBURN
Madeline
MOORE
D » So.



00
AUBURN
Maddie
PROHASKA
GK » So.



1
AUBURN
Hailey
WHITAKER
MF/F » Sr.



2
AUBURN
Riley
PETCOSKY
D/MF » Jr.



3
AUBURN
Alyssa
MALONSON
D/MF » Sr.-2




4
AUBURN
Anna
HADDOCK
MF » So.




5
AUBURN
Brooke
BERDAN
D/MF » Jr.



6
AUBURN
Jolie
BALTZEGAR
MF/D » So.



7
AUBURN
Carly
THATCHER
MF » Fr.



8
AUBURN
Mallory
MOONEY
MF/F » So.



9
AUBURN
Hannah
WAESCH
MF » So.



10
AUBURN
Sammie
BROWN
MF » So.



11
AUBURN
LJ
KNOX
D » Fr.



12
AUBURN
Haley
DUCA
MF » Fr.



13
AUBURN
Kylie
BECHARD
F/MF » R-So.



14
AUBURN
Sydney
RICHARDS
F/MF » Jr.



15
AUBURN
Sydnie
THIBODAUX
MF » Fr.



16
AUBURN
Rocio
SANDERS
F/MF » Sr.-2



17
AUBURN
Maddy
BONDON
MF/D » So.



18
AUBURN
Jaycie
SILHAN
D » Fr.



19
AUBURN
Marissa
ARIAS
F/MF » R-So.



20
AUBURN
Olivia
DEVELS
MF » Sr.



21
AUBURN
Sabrina
MCNEILL
F/MF » Gr.



22
AUBURN
M.E.
CRAVEN
D » Sr.



23
AUBURN
Olivia
CANDELINO
F » So.



24
AUBURN
Makenna
GARCIA
GK » R-Fr.



25
AUBURN
Micah
BEASLEY
MF » Fr.



26
AUBURN
Grace
SKLOPAN
MF » Gr.



32
AUBURN
Maddie
SIMPSON
F » So.




33
AUBURN
Katie
CARRINO
GK » Fr.




34
AUBURN
Layton
GLISSON
F » Fr.



HC
Karen
HOPPA
23rd season



AC
Ben
MADSEN
10th season



AC
Nick
FLOHRE
3rd season



DO
Amy
REIF
4th season