



# 2021 AUBURN BASEBALL

AUBURN ATHLETICS COMMUNICATIONS: 392 SOUTH DONAHUE DRIVE || AUBURN, AL 36849 || AUBURNTIGERS.COM || @AUBURN\_BASEBALL

## 2021 SCHEDULE

Day	Date	Opponent	Time/Result
FRI	FEB. 19	PRESBYTERIAN	4 PM
SAT	FEB. 20	PRESBYTERIAN	2 PM
SUN	FEB. 21	PRESBYTERIAN	1 PM
TUE	FEB. 23	ALABAMA A&M	4 PM
WED	FEB. 24	ALABAMA A&M	4 PM
Fri	Feb. 26	vs. Oklahoma	12 pm
Sat	Feb. 27	vs. Baylor	12 pm
Sun	Feb. 28	vs. Texas A&M	11 am
TUE	MAR. 2	JACKSONVILLE STATE	4 PM
FRI	MAR. 5	XAVIER	4 PM
SAT	MAR. 6	XAVIER (DH)	2 PM
SUN	MAR. 7	XAVIER	1 PM
Tue	Mar. 9	at UAB	6 pm
FRI	MAR. 12	LITTLE ROCK	4 PM
SAT	MAR. 13	LITTLE ROCK	2 PM
SUN	MAR. 14	LITTLE ROCK	1 PM
TUE	MAR. 16	LIPSCOMB	4 PM
Fri	Mar. 19	at Ole Miss*	6:30 pm
Sat	Mar. 20	at Ole Miss*	1:30 pm
Sun	Mar. 21	at Ole Miss*	1:30 pm
Tue	Mar. 23	vs. South Alabama	6 pm
FRI	MAR. 26	KENTUCKY*	6 PM
SAT	MAR. 27	KENTUCKY*	6 PM
SUN	MAR. 28	KENTUCKY*	1 PM
Thu	Apr. 1	at Arkansas*	6:30 pm
Fri	Apr. 2	at Arkansas*	6:30 pm
Sat	Apr. 3	at Arkansas*	2 pm
TUE	APR. 6	KENNESAW STATE	6 PM
FRI	APR. 9	MISSISSIPPI STATE*	6 PM
SAT	APR. 10	MISSISSIPPI STATE*	2 PM
SUN	APR. 11	MISSISSIPPI STATE*	2 PM
Tue	Apr. 13	at Georgia Tech	5 pm
Thu	Apr. 15	at Alabama*	6 pm
Fri	Apr. 16	at Alabama*	6 pm
Sat	Apr. 17	at Alabama*	1 pm
TUE	APR. 20	SAMFORD	6 PM
FRI	APR. 23	FLORIDA*	6 PM
SAT	APR. 24	FLORIDA*	11 PM
SUN	APR. 25	FLORIDA*	1 PM
Thu	Apr. 29	at Georgia*	6 pm
Fri	Apr. 30	at Georgia*	6 pm
Sat	May 1	at Georgia*	11 am
TUE	MAY 4	UAB	6 PM
THU	MAY 6	LSU*	6:30 PM
FRI	MAY 7	LSU*	7 PM
SAT	MAY 8	LSU*	2 PM
Tue	May 11	at Samford	6 pm
FRI	MAY 14	TEXAS A&M*	6 PM
SAT	MAY 15	TEXAS A&M*	2 PM
SUN	MAY 16	TEXAS A&M*	1 PM
TUE	MAY 18	NORTH ALABAMA	6 PM
Thu	May 20	at Missouri*	TBA
Fri	May 21	at Missouri*	TBA
Sat	May 22	at Missouri*	TBA

### POSTSEASON

May 25-30	SEC Tournament	TBA
June 4-7	NCAA Regionals	TBA
June 11-14	NCAA Super Regionals	TBA
June 19-30	NCAA College World Series	TBA

Home games in **BOLD CAPS**

All home games at Plainsman Park | All times central

## GAMES 1-3

AUBURN, ALA. (Samford Stadium-Hitchcock Field at Plainsman Park)



#17 **AUBURN TIGERS** (0-0, 0-0 SEC)

Head Coach: Butch Thompson (Birmingham-Southern, 1992)

Career Record: 193-136 (6th season) | Record at Auburn: 154-115 (5th season)

VS.



**PRESBYTERIAN BLUE HOSE** (0-0, 0-0 BIG SOUTH)

Head Coach: Elton Pollock (Presbyterian, 1995)

Career Record: 319-530-1 (17th season) | Record at PC: 319-530-1 (17th season)

### » QUICK HITTERS

- Auburn begins its 125th season of baseball, including its 72nd at Plainsman Park, with a three-game series against Presbyterian this weekend.
- Head coach Butch Thompson begins his sixth season at the helm of the program in 2021. He needs 14 wins to become the third winningest coach in program history.
- Auburn is 89-33-2 all-time in season openers and has won 10 straight dating back to 2011.
- The Tigers are 52-15 (.776) against non-conference opponents in the regular season since the start of the 2018 season, including 31-6 (.838) on the weekend.
- Senior right-hander Cody Greenhill is set to make his first career start Friday night. Greenhill has made 53 career relief appearances and ranks sixth in program history in saves (19).
- This series marks the third all-time between Auburn and Presbyterian. The Tigers took two of three games from the Blue Hose in 2014 and 2017 a won a midweek matchup in 2012.

## PITCHING MATCHUP (2020 STATS)

AUBURN		PRESBYTERIAN	
FRI	SR RHP <b>Cody Greenhill</b> (0-0, 0.00)	vs.	SR RHP <b>Eric Miles</b> (1-1, 4.15)
SAT	JR RHP <b>Richard Fitts</b> (1-0, 2.77)	vs.	FR LHP <b>Charlie McDaniel</b> (HS)
SUN	SO RHP <b>Mason Barnett</b> (0-0, 3.52)	vs.	FR RHP <b>Duncan Howard</b> (HS)

## GAME INFO

Date: Friday-Sunday, Feb. 19-21, 2021

Game Time: 4 pm / 2 pm / 1 pm

Site: Auburn, Ala./ Plainsman Park (4,096)

TV: SEC Network+

Talent (Fri): Radio pass through

Talent (Sat): Wiley Ballard (pxp), Gregg Olson (color)

Talent (Sun): Wiley Ballard (pxp), Mark Fuller (color)

Radio: 93.9/95.9 FM | AuburnTigers.com | Tuneln

Talent: Andy Burcham, Brad Law, Mark Fuller

Live Stats: StatBroadcast.com

Twitter Updates: @AuburnBaseball

Postgame Recap: AuburnTigers.com

Series History: Auburn leads, 5-2

Auburn: Auburn leads, 5-2

Clinton: Never met

Last Meeting: Auburn 8, Presbyterian 0 (Mar. 12, 2017)

Streak: W2

## AUBURN

0-0, 0-0 SEC

### Team Leaders (2020)

Batting Average:	Two tied (.412)
Runs:	SO IF <b>Ryan Bliss</b> (21)
2B:	SR IF <b>Rankin Woley</b> (8)
HR:	SR IF <b>Conor Davis</b> (3)
RBI:	SR IF <b>Rankin Woley</b> (22)
Stolen Bases:	SO IF <b>Brody Moore</b> (5-5)

## PRESBYTERIAN

0-0, 0-0 SEC

Head Coach: Elton Pollock (Presbyterian, 1995)

Career: 319-530-1 (17th season)

at PC: 319-530-1 (17th season)

### Team Leaders (2020)

Batting Average:	SR OF <b>Zacch Rasberry</b> (.313)
2B:	SR OF <b>Zacch Rasberry</b> (6)
HR:	SR OF <b>Tannor Byrd</b> (3)
RBI:	FR IF <b>Landon Shaw</b> (9)

## POTENTIAL STARTING LINEUP (2020 STATS)

Pos.	#	Player	AVG	AB	R	H	2B	3B	HR	RBI	SB-SBA	BB
C	28	Nate LaRue	.294	17	6	5	1	0	0	2	0-0	2
1B	8	Bryson Ware (JUCO)	.321	53	14	17	3	3	5	17	4-5	9
2B	19	Brody Moore	.339	56	11	19	1	1	0	9	5-5	7
3B	4	Rankin Woley	.412	68	13	28	8	0	2	22	0-0	8
SS	9	Ryan Bliss	.377	77	21	29	7	2	2	17	5-7	5
LF	1	Judd Ward	.315	73	16	23	6	1	2	17	2-3	8
CF	5	Kason Howell	.359	39	8	14	7	0	0	6	0-0	3
RF	41	Steven Williams	.275	40	7	11	4	0	2	12	0-0	9
DH	10	Tyler Miller	.229	35	9	8	0	1	0	5	0-0	6



## AUBURN'S RECORD WHEN...

	2021	Under Thompson
Overall	0-0	154-115
SEC	0-0	53-66
Non-Conference	0-0	89-39
Postseason	0-0	15-13
Home	0-0	106-49
Away	0-0	33-51
Neutral	0-0	13-13
Current streak	--	--
Last 5 games	--	--
Last 10 games	--	--

### Situational:

AU scores first	0-0	101-38
Opp. scores first	0-0	53-77
AU scores 4+ runs	0-0	141-44
AU scores 3 runs or less	0-0	13-71
AU leads after 7 innings	0-0	126-10
8 innings	0-0	146-9
AU trails after 7 innings	0-0	11-88
8 innings	0-0	4-93
Game tied after 7 innings	0-0	15-14
8 innings	0-0	2-9
Extra Innings	0-0	6-10
1-run games	0-0	29-29
2-run games	0-0	17-8
3-run games	0-0	18-16
Games decided by 5+ runs	0-0	75-35
vs. LH Starter	0-0	48-34
vs. RH Starter	0-0	106-81
More hits than opponent	0-0	114-20
Fewer hits than opponent	0-0	25-87
Hits are tied	0-0	13-9
AU has 10+ hits	0-0	95-41
Opp. has 10+ hits	0-0	38-70
Hit a home run	0-0	98-37
Opp. hits a home run	0-0	61-69
AU quality start	0-0	54-18
Opp. quality start	0-0	19-47
AU commits no errors	0-0	67-29
Opp. commits no error	0-0	39-58

### By Day:

Sunday	0-0	24-21
Monday	0-0	1-2
Tuesday	0-0	31-15
Wednesday	0-0	12-5
Thursday	0-0	5-11
Friday	0-0	38-24
Saturday	0-0	40-35
Day Games (first pitch before 6 p.m.)	0-0	92-60
Night Games (first pitch after 6 p.m.)	0-0	62-55
Doubleheaders	0-0	20-10

### By Month:

February	0-0	35-10
March	0-0	56-26
April	0-0	31-36
May	0-0	21-35
June	0-0	10-7

### By Jersey:

White	0-0	48-25
Blue	0-0	25-21
Orange	0-0	34-23
Gray	0-0	16-30
Pinstripes	0-0	21-14
Cream Throwback	0-0	8-2

## UNIVERSITY INFORMATION

Location	Auburn, Ala.
Enrollment	30, 440
Founded	October 1, 1856
Nickname	Tigers
Colors	Burnt Orange and Navy Blue
President	Dr. Jay Gogue
Athletics Director	Allen Greene
Conference	Southeastern (SEC West)
Stadium / Capacity	Samford Stadium-Hitchcock Field at Plainsman Park / 4,096
Ticket Office Phone	855-282-2010

## BASEBALL COACHING / SUPPORT STAFF

Head Coach	Butch Thompson (Birmingham-Southern, 1992)
Record at Auburn / Seasons	154-115 (.572) / 6th
Career Coaching Record / Seasons	193-136 (.587) / 7th
Assistant Coach	Karl Nonemaker (Vanderbilt, 2002)
Assistant Coach	Gabe Gross (Auburn, 2012)
Volunteer Assistant	Tim Hudson (Auburn)
Student Assistant	Dan Gamache (Auburn)
Director of Operations	Greg Drye (Southern Miss, 1998)
Special Asst. to Head Coach	Randall Dickey (Ouachita Baptist, 1983)
Player Development & Data Analyst	Blake Logan (Auburn, 2017)
Athletic Trainer	Anthony Sandersen (South Dakota State, 2004)
Strength & Conditioning	Chris Joyner (Minnesota State - Mankato, 2001)

## PROGRAM HISTORY

Modern Era Program Record (since 1949)	1,963-1,348-4 (.593)
College World Series Appearances / Last	5 / 2019
College World Series Record	3-10 (.231)
NCAA Regional Appearances/ Last	22 / 2019
NCAA Regional Record	51-45 (.531)
NCAA Super Regional Appearances / Last	3 / 2019
NCAA Super Regional Record	3-5 (.375)
Last Postseason Opponent	Louisville / 2019 College World Series
Result	Lost, 5-3

## POSTSEASON HISTORY

College World Series Appearances: 5 (1967, 1976, 1994, 1997, 2019)

Super Regional Appearances: 3 (1999, 2018, 2019)

NCAA Regional Appearances: 22 (1963, 1967, 1976, 1978, 1987, 1989, 1993-95, 1997-2003, 2005, 2010, 2015, 2017, 2018, 2019)

NCAA Regional Titles: 7 (1967, 1976, 1994, 1997, 1999, 2018, 2019)

## MEDIA RELATIONS

**Baseball Contact:** George Nunnelley, Asst. Director - Athletics Comm.  
**Cell:** 502-609-9982  
**Email:** gnunnelley@auburn.edu  
**Twitter:** @gnunnelley  
**Associate AD:** Kirk Sampson

## 2021 AUBURN BASEBALL ROSTER

No.	Name	Pos.	Cl.	B/T	Ht.	Wt.	Exp.	Hometown (Previous School)
1	Judd Ward	OF	Sr.	L/R	6-1	195	3L	Russellville, Ala. (Russellville)
2	Josh Hall	OF	R-So	L/R	5-9	185	TR	Birmingham, Ala. (Ole Miss)
3	Brayton Brown	OF	So.	R/R	5-9	190	1L	Selma, Ala. (Morgan Academy)
4	Rankin Woley	IF	Gr.	R/R	6-0	210	2L	Atlanta, Ga. (Chattahoochee Valley)
5	Kason Howell	OF	Jr.	R/R	6-0	185	2L	Argyle, Texas (Liberty Christian)
6	Bobby Peirce	OF	R-So.	R/R	6-2	195	JC	Scottsdale, Ariz. (South Mountain)
7	Cole Foster	IF	Fr.	S/R	6-1	190	HS	Plano, Texas (Plano Senior)
8	Bryson Ware	IF	So.	R/R	6-2	195	JC	Madison, Miss. (Pearl River)
9	Ryan Bliss	IF	Jr.	R/R	5-9	165	2L	LaGrange, Ga. (Troup)
10	Tyler Miller	IF/OF	Jr.	L/R	6-2	193	1L	Spanish Fort, Ala. (East Mississippi)
11	Kade Snell	LHP	Fr.	L/L	6-1	225	HS	Dothan, Ala. (Wicksburg)
12	Carter Frederick	RHP/OF	Fr.	R/R	6-4	225	HS	Chelsea, Ala. (Chelsea)
13	Ben Schorr	C	Fr.	R/R	6-1	205	HS	Columbus, Ga. (Columbus)
14	Brooks Fuller	LHP	Jr.	L/L	6-2	215	2L	Auburn Ala. (Auburn)
16	Cam Hill	LHP/IF	Fr.	L/L	6-3	210	HS	Madison, Ala. (Bob Jones)
17	Ryan Dyal	C	R-Fr.	L/R	6-0	190	HS	Senoia, Ga. (East Coweta)
18	Mason Barnett	RHP	So.	R/R	6-1	205	1L	Cartersville, Ga. (Cartersville)
19	Brody Moore	IF/UTL	Jr.	R/R	6-0	185	2L	Oneonta, Ala. (Oneonta)
20	Cody Greenhill	RHP	Sr.	R/R	6-4	216	3L	Russellville, Ala. (Russellville)
21	Trace Bright	RHP	So.	R/R	6-4	185	1L	Montgomery, Ala. (Trinity Presbyterian)
22	Garrett Wade	LHP	Jr.	L/L	6-2	205	2L	Hartselle, Ala. (Hartselle)
23	Peyton Glavine	LHP	R-Jr.	R/L	5-11	176	2L	Alpharetta, Ga. (Blessed Trinity)
24	Peyton Sybrandt	C	Fr.	L/R	6-3	210	HS	Baton Rouge, La. (Episcopal School)
25	Johnny Ceccoli	IF/OF	So.	L/R	6-2	210	1L	Tyler, Texas (All Saints Episcopal)
26	Hayden Mullins	LHP	So.	L/L	6-0	185	1L	Gallatin, Tenn. (Hendersonville)
27	Seb Thomas	RHP	So.	R/R	6-5	250	1L	Brookhaven, Ga. (Marist)
28	Nate LaRue	C	So.	R/R	6-3	210	1L	Mobile, Ala. (McGill-Toolen)
29	Carson Skipper	LHP	Jr.	L/L	6-3	210	2L	Trussville, Ala. (Hewitt-Trussville)
32	Carson Swilling	RHP	Fr.	R/R	6-1	185	HS	Smiths Station, Ala. (Smiths Station)
33	Will Morrison	RHP	R-So.	R/R	6-2	190	1L	Cullman, Ala. (Cullman)
34	John Samuel Shenker	IF	R-Jr.	R/R	6-3	250	1L	Albany, Ga. (Colquitt County)
36	Jack Sokol	RHP	Fr.	R/R	6-4	192	HS	New Albany, Ohio (New Albany)
40	Blake Burkhalter	RHP	So.	R/R	6-0	185	1L	Dothan, Ala. (Northview)
41	Steven Williams	OF	Sr.	L/R	6-3	216	3L	Albany, Ga. (Deerfield-Windsor)
43	Richard Fitts	RHP	Jr.	R/R	6-3	215	2L	Helena, Ala. (Helena)
44	Jack Owen	LHP	Sr.	L/L	6-2	204	3L	Aliso Viejo, Calif. (JSerra)
45	Joseph Gonzalez	RHP	Fr.	R/R	6-4	215	HS	Humacao, P.R. (Leadership Christian Academy)
47	Garrett Farquhar	IF	Sr.	R/R	5-11	185	1L	Hoover, Ala. (Shelton State)

### COACHES & STAFF

30	Butch Thompson	Head Coach	Sixth Year
35	Karl Nonemaker	Assistant Coach	Fourth Year
39	Gabe Gross	Assistant Coach	Fourth Year
15	Tim Hudson	Volunteer Assistant Coach	Second Year
	Dan Gamache	Student Assistant Coach	Second Year
	Greg Drye	Director of Operations	Sixth Year
	Anthony Sandersen	Athletic Trainer	Fourth Year
	Blake Logan	Player Development & Data Analyst	Second Year
	Chris Joyner	Strength & Conditioning	Third Year

### PRONUNCIATION GUIDE

Johnny CECCOLI	Suh-CO-lee
Ryan DYAL	DIAL
Garrett FARQUHAR	FAR-kwar
KASON Howell	KAY-son
Ben SCHORR	SHORE
John Samuel SHENKER	SHANK-er
Jack SOKOL	SOAK-ull
Peyton SYBRANDT	SIGH-brandt
Rankin WOLEY	WOE-lee

**30 BUTCH THOMPSON HEAD COACH**

**THE AUBURN SKIPPER**

- Eight College World Series appearances / 17 postseason appearances
- 2013 National Runner-up (Mississippi State)
- 2001 National Champion (Birmingham-Southern)
- 2014 Baseball America/ABCA National Assistant Coach of the Year
- 2006 FCA Coach of the Year
- Coached 16 pitchers who went on to pitch in the Major Leagues
- Recruited and coached 32 pitchers who were drafted out of college that weren't drafted out of high school

**Butch Thompson enters his sixth season at the helm of the program in 2020, posting a record of 154-115 in his first five seasons. He led the program to the first College World Series appearance in 22 years in 2019 and has taken the Tigers to three straight regionals for the first time since 2001-03.**

Butch Thompson was named Auburn's head baseball coach on October 22, 2015 and enters his sixth season with the Tigers in 2021.

Thompson, who spent three seasons as an assistant coach and recruiting coordinator at Auburn from 2006-08, returned to The Plains after seven seasons at Mississippi State as both associate head coach and pitching coach.

A native of Amory, Miss., Thompson has coached 30 Division I All-Americans and 39 all-conference performers. He has seen 16 of his former pitchers make their Major League Baseball debuts, including 10 since 2014. Thompson has also turned 32 pitchers who went undrafted out of high school into MLB draft picks.

Thompson had three pitchers drafted in the first 11 rounds in 2014 and five pitchers drafted, including three in the top 10 rounds, in 2013. He added a first-round selection in the 2016 draft, a third-round pick in Keegan Thompson in 2017 and the first No. 1 overall pick in program history in Casey Mize in 2018. With Tanner Burns also going as a supplemental first round pick in 2020, Auburn became one of four programs with a pair of pitchers drafted in the first round in the last three years.

Along with his pitching pedigree, Thompson is also considered one of the top recruiters in the country. Since 2003, he has secured 13 recruiting classes that were ranked in the top 10 by either Baseball America or Perfect Game, including the No. 5 signing class in 2017 and a program record No. 4 class in 2018. His classes signed from 2006-08 at Auburn each ranked in the top 18 nationally, including the No. 5 class in 2008, which included All-American and SEC Player of the Year Hunter Morris.

In 28 years of coaching at the collegiate level, including 19 in the Southeastern Conference, Thompson has coached eight College World Series participants, including leading the Tigers to the program's first trip to the College World Series in 22 years in 2019. Thompson has also coached one national champion and a national runner-up, won nine conference championships and made 17 postseason appearances. He has also served as an assistant under three National Coach of the Year recipients.

Thompson was named the 2006 Fellowship of Christian Athletes SEC Coach of the Year while at Auburn and the 2014 Baseball America and American Baseball Coaches Association (ABCA) National Assistant Coach of the Year while at Mississippi State.

Thompson has returned the Tigers to prominence in five seasons on The Plains as he has guided the team to a 154-115 overall record and three straight NCAA Tournament appearances for the first time since 2001-03, including back-to-back super regionals for the first time in program history. After advancing to the College World Series in 2019 and a winner-take-all game three in the Gainesville Super Regional in 2018, the Tigers have finished each of the last two full seasons ranked as high as No. 8 and No. 9, respectively. It marked the third time in program history the team has finished back-to-back seasons in the top 10.

Entering the 2019 postseason as the No. 2 seed in the Atlanta Regional, Auburn became the only program to sweep a regional on the road in each of the last two seasons before also becoming the first team to defeat North Carolina in a Chapel Hill Super Regional in 2019, punching its ticket to Omaha for the first time since 1997.

In seven seasons at MSU, Thompson made four NCAA regional trips, two Super Regionals, won the SEC Tournament and advanced to the College World Series finishing as NCAA runner-up in 2013. In three of his last four seasons in Starkville, the Bulldogs' staff ERA finished no higher than 3.06. Thompson's 2013 pitching staff was one of two nationally to finish in the top 15 in ERA, strikeouts per nine



innings and hits allowed per nine innings.

In addition to his experience at Auburn and Mississippi State, Thompson also spent four seasons at Georgia from 2002-05, including a trip to the College World Series in 2004. While there, he guided the development of future Major Leaguers Josh Fields, Mitchell Boggs and Brooks Brown.

Thompson launched his coaching career as pitching coach and top assistant at Huntingdon College (Ala.) in 1993, before returning to his alma mater in Birmingham, where he helped lead the Panthers to back-to-back Southern States Conference Championships and in 1995 coached BSC to its first NAIA World Series berth.

Thompson left BSC briefly to serve as head coach at Jefferson State Community College in Birmingham in 1997. While at JSCC, he was honored as the Regional Tournament Coach of the Year, the ABCA Alabama Junior College Coach of the Year and the Southeast Region Coach of the Year after guiding JSCC to a 39-21 mark, the AJCAA Region 22 State Championship and a third-place finish in the NJCAA Division II World Series.

He returned to Birmingham-Southern as top assistant the following season, beginning a four-year run during the most successful span in BSC baseball history. The Panthers won 196 games and four TranSouth Conference Championships and made three-consecutive appearances in the NAIA World Series. BSC's 2001 team posted a school-best 55-11 mark and captured the NAIA National Championship.

In 2002, Thompson joined the SEC baseball coaching fraternity as a pitching coach and recruiting coordinator at Georgia and has been a part of the league for the past 17 seasons.

Thompson currently serves as the large-school representative for the Alabama Baseball Coaches Association and is an All-American committee member representing the South region for the ABCA.

Thompson prepped at Amory (Miss.) High School and later starred as a pitcher at Itawamba (Miss.) Community College from 1989-90. On Oct. 25, 2014, Thompson was inducted into the ICC Athletic Hall of Fame.

He earned a Bachelor's Degree in History at BSC in 1992 and completed a Master's Degree in Sports Administration at UAB in 1996. He is married to the former Robin Ashe of Birmingham, Ala., and they are the parents of three daughters --- Anna, Olivia and Madelyn Gail.



**NATIONAL POLLS**

**NEWS & NOTES**

**BASEBALL AMERICA**

Preseason

1. Florida\*
2. UCLA
3. Texas Tech
4. Ole Miss\*
5. Virginia
6. Vanderbilt
7. Louisville
8. Mississippi State\*
9. Florida State
10. LSU\*
11. Miami
12. Texas
13. TCU
14. Arkansas\*
15. Arizona
16. Duke
17. N.C. State
18. South Carolina
19. Tennessee
20. Michigan
21. UC Santa Barbara
22. Georgia Tech\*
23. Oklahoma\*
24. UCF
25. Alabama\*

**D1 BASEBALL**

Preseason

1. Florida\*
2. UCLA
3. Texas Tech
4. Vanderbilt
5. Louisville
6. Ole Miss\*
7. Mississippi State\*
8. Arkansas\*
9. Texas
10. TCU
11. UC Santa Barbara
12. LSU\*
13. N.C. State
14. West Virginia
15. Georgia Tech\*
16. Virginia
17. Wake Forest
18. South Carolina
19. Tennessee
20. Oklahoma State
21. Miami
22. Arizona
- 23. AUBURN**
24. Florida State
25. East Carolina

**USA TODAY**

Preseason

1. Florida\*
2. UCLA
3. Vanderbilt
4. Texas Tech
5. Ole Miss\*
6. Louisville
7. Mississippi State\*
8. Arkansas\*
9. LSU\*
10. Texas
11. TCU
12. N.C. State
13. UC Santa Barbara
14. Virginia
15. Miami
16. Tennessee
17. Georgia Tech\*
18. Oklahoma State
19. Arizona
20. South Carolina
21. Florida State
22. West Virginia
23. East Carolina
24. Georgia\*
25. Wake Forest

**NCBWA**

Preseason

1. Florida\*
2. UCLA
3. Vanderbilt
4. Texas Tech
5. Ole Miss\*
6. Louisville
7. Mississippi State\*
8. Arkansas\*
9. Texas
10. Miami
11. N.C. State
12. TCU
13. LSU\*
14. UC Santa Barbara
15. Virginia
16. Florida State
17. Arizona
18. Georgia Tech\*
19. East Carolina
20. Tennessee
21. West Virginia
22. Oklahoma\*
23. South Carolina
24. Georgia\*
- 25. AUBURN**

**PERFECT GAME**

Preseason

1. Florida\*
2. Louisville
3. Texas Tech
4. UCLA
5. Ole Miss\*
6. Vanderbilt
7. Miami
8. LSU\*
9. Virginia
10. UC Santa Barbara
11. Arizona
12. Mississippi State\*
13. East Carolina
14. Indiana
15. Arizona State
16. N.C. State
- 17. AUBURN**
18. Michigan
19. Georgia Tech\*
20. Arkansas\*
21. Florida State
22. Texas
23. Ohio State
24. Georgia\*
25. UCF

**COLLEGIATE BASEBALL**

Preseason

1. Florida\*
2. Vanderbilt
3. UCLA
4. Texas Tech
5. Ole Miss\*
6. Miami
7. LSU\*
8. UC Santa Barbara
9. Mississippi State\*
10. Arizona
11. Louisville
12. Georgia\*
13. N.C. State
14. Virginia
15. Arizona State
16. East Carolina
17. Oklahoma State
18. Michigan
19. TCU
20. Texas
21. South Carolina
22. Arkansas\*
23. Coastal Carolina
24. Dallas Baptist
25. Clemson

**AUBURN IN THE POLLS**

**BA D1 CB NC PG USA**

Pre. NR 23 NR 25 17 NR

**SCOUTING THE BLUE HOSE**

- Presbyterian is led by head coach Elton Pollock, who enters his 17th season at the helm of the program in 2021.
- The Blue Hose return and are led by leading hitter Zacchaeus Rasberry and Friday night starter Eric Miles, who both elected to come back for a fifth year of eligibility following the shortened 2020 season.
- Rasberry led the team in average (.313), doubles (six) and stolen bases (seven), while Miles started all four Friday night contests and went 1-1 with a 4.15 ERA.

**WEALTH OF EXPERIENCE**

- The Tigers return 12 position players, including seven players who started 10 or more games, and 10 pitchers from last year's team.
- The returning position players accounted for 76 percent of the runs, 77 percent of the RBI and 79 percent of the Tigers' hits in 2020.
- Despite losing two weekend starters in Tanner Burns and Bailey Horn, the returning pitchers accounted for 62 percent of the strikeouts, 66 percent of the innings pitched and 71 percent of the team's appearances in 2020.

**HOME SWEET HOME**

- Thirty-three games are scheduled to be played at Plainsman Park in 2021, including 13 of the first 17 contests.
- The Tigers are 87-34 (.719) at home since the start of the 2017 season and 64-21 (.753) at home since the start of the 2018 season.

**NON-CONFERENCE SUCCESS**

- Auburn is 52-15 (.776) against non-conference opponents in the regular season since 2018, including 31-6 (.838) on the weekend.

**PROVEN VETERANS**

- Seniors Cody Greenhill and Jack Owen are two of eight SEC pitchers with a career sub-4.00 ERA and 100+ IP.
- Greenhill has posted a 2.59 ERA in 128.2 IP while Owen has turned in a 3.76 clip in 124.1 IP.

**PROLIFIC OFFENSE**

- Auburn finished the shortened 2020 season as the national leader in batting average (.330) and also ranked in the top 10 in the country in hits (210), doubles (51), runs (158) and on-base percentage (.421).

**RACE TO 100**

- Ryan Bliss (84 games) and Rankin Woley (82 games) have each accounted for 99 hits since the start of the 2019 season, marking the sixth most in the SEC during that time and the second most among active players.
- With a hit Friday, Bliss would become the fastest Auburn player to arrive as a true freshman to reach 100 career hits since Jordan Ebert did it in 83 career games (2013-14).
- Comparatively, it took Auburn's career hits leader Jay Waggoner 92 games to record his 100th career hit.
- Auburn greets Gabe Gross, Frank Thomas and Josh Donaldson reached their 100th career hits in 70, 81 and 93 games, respectively.

#### GETTING IT STARTED

- Judd Ward and Ryan Bliss have hit first and second in the Auburn lineup in 44 straight games dating back to 2019.
- During the 44-game span, the duo is hitting .313 (115-368) with 80 runs, 21 doubles, three triples, nine home runs and 64 RBI.

#### SWING IT, STEVEN

- Senior outfielder Steven Williams enters the 2021 season ranked second among active SEC players in hits (140), home runs (23) and RBI (99).
- Williams would enter the top 10 in program history with 12 or more home runs this season.

#### HOLDING IT DOWN

- Outfielders Judd Ward, Kason Howell and Steven Williams have started together in 65 of 84 games dating back to the start of the 2019 season, including 61 of 66 games during the Tigers' run to Omaha.

#### A NEW ROLE

- Senior right-hander Cody Greenhill is set to make his first career start in the season opener Friday vs. Presbyterian.
- Greenhill has made 53 career relief appearances since 2018 and ranks sixth in program history in saves (19) and tied for 10th in ERA (2.59).

#### THE NEXT IN LINE?

- Junior right-hander Richard Fitts, who will make the Saturday start, earned the attention of MLB scouts during the fall as has been tabbed as high as the No. 8 college prospect and No. 13 overall prospect for the 2021 MLB Draft.

#### FIRST ROUND FACTORY

- With Casey Mize going as the No. 1 overall pick in 2018 and Tanner Burns going as a supplemental first round pick last summer, Auburn became one of four programs with two first round picks in the last three years.

#### ALL-SEC

- Ryan Bliss and Rankin Woley held down the left side of the infield on the Preseason All-SEC Team selected by the leagues head coaches earlier this month.
- The tandem are the first shortstop and third baseman teammates to both be named First Team Preseason All-SEC since Dalton Guthrie and Jonathan India of Florida in 2017.

#### ALL-AMERICA

- Three Tigers have been represented on Preseason All-America teams in Ryan Bliss, Richard Fitts and Rankin Woley.
- Baseball America: Bliss and Fitts (3rd)
- Collegiate Baseball: Bliss and Woley (3rd)
- D1 Baseball: Fitts (2nd)
- NCBWA: Woley (2nd)
- Perfect Game: Bliss (3rd)

#### GOLDEN (ARM)

- Richard Fitts was also named to the USA Baseball Golden Spikes Award preseason Watch List earlier this week.
- It marks the fourth straight season an Auburn pitcher has been named to the watch list as Fitts follows Casey Mize (2018) and Tanner Burns (2019, 2020).
- Auburn and LSU are the only two programs in the country to have a pitcher represented on the preseason watch list each of the last four seasons.

#### FRESH FACES

- Auburn's 2020 signing class includes 11 newcomers and was ranked as high as the No. 14 class in the country entering 2021.
- The class was highlighted by Cole Foster, who was rated by PBR as the No. 26 player in the class and was recently tabbed by Perfect Game as the No. 4 college prospect for the 2023 MLB Draft.
- Transfers Bryson Ware, Josh Hall and Bobby Peirce look to make an impact on the field at the plate, while freshmen Cam Hill and Joseph Gonzalez will look to carve out a role on the mound.

#### HISTORIC RUN

- Auburn's appearance in the 2019 College World Series was the team's fifth all-time and the first since 1997.
- The Tigers have been to three straight regionals for the first time since 2001-03 and two straight super regionals for the first time in program history.
- The team has won 118 games in the last three full seasons, marking the most wins in a three-year span since winning 124 games from 1999-2001.

#### MLB SUCCESS ON STAFF

- With the addition of 17-year MLB veteran Tim Hudson prior to the 2020 season, Auburn's coaching staff has 62 years of experience in professional baseball, including 32 years in the MLB.
- Other members of the coaching and support staff with professional experience include Gabe Gross, Karl Nonemaker, Dan Gamache, Chris Joyner and Anthony Sandersen.

#### ON THE DOORSTEP

- Hudson went on the Hall of Fame ballot in 2021 and earned enough votes to remain on the ballot in 2022.
- In his 17-year career, he posted a 222-133 record with a 3.49 ERA in his MLB career and is the winningest MLB pitcher in SEC history. Eligible for the Hall of Fame ballot next year, Hudson was a four-time All-Star and 2014 World Series champion with the San Francisco Giants. He is a member of the Atlanta Braves Hall of Fame and Alabama Sports Hall of Fame.

#### AUBURN IN THE MLB DRAFT

- The 2020 MLB Draft marked the 46th consecutive year Auburn had at least one player selected, tied for the longest active streak in the SEC.
- With Tanner Burns and Bailey Horn going in the first and fifth rounds, it marked the third time in program history two pitchers were drafted in the first five rounds, including the first time since 1997.
- It was also the fifth straight draft with a top-five-round pick, marking the second time in program history to accomplish the feat (1997-2001), and the fourth straight draft with a top-seven-round pitcher for the first time in program history.

## THE LAST TIME...

### BATTING SUPERLATIVES

5 hits in a game	Anfernee Grier at Kennesaw St. [5-for-6] (4/12/16)
6 hits in a game	Tyler Johnstone vs. Elon [6-for-7, 2B, 3B] (2/25/05)
Reached base 6 times	Edouard Julien vs. Alabama A&M [3-3, 1 BB, 2 HBP] (4/3/18)
4 runs in a game	Judd Ward vs. Illinois-Chicago (G1 - 2/15/20)
5 runs in a game	Edouard Julien vs. Alabama A&M (4/3/18)
6 runs in a game	never
10-game hitting streak	Rankin Woley, 10 games (2/22-3/8)
15-game hitting streak	Jonah Todd, 16 games, (4/8-5/7/17)
20-game hitting streak	A. Grier, 22 games, (5/31/15-3/22/16)
25-game hitting streak	Justin Fradejas, 27 games (3/23-5/7/10)
30-game hitting streak	Casey Dunn, 31 games (2/22 [G1]-4/15/97)
3 doubles in a game	Jordan Ebert vs. Southern (2/26/16)
4 doubles in a game	Ken Dempsey vs. Georgia (1971)
2 triples in a game	Jay Gonzalez vs. Alabama State (2/28/12)
3 triples in a game	never
2 home runs in one game	Ryan Bliss vs. Wright State (2/29/20)
3 home runs in one game	Tony Caldwell at Kentucky (4/9/11)
7 RBI in a game	Judd Ward vs. Alabama A&M (2/26/20)
8 RBI in a game	Justin Bryant at Georgia (3/19/10)
9 RBI in a game	Hunter Morris at Georgia (3/21/10)
10 RBI in a game	Bob Berry vs. Huntington (4/15/82)
Grand slam home run	Conor Davis at UAB (3/20/19)
Inside-the-park home run	Edouard Julien vs. Georgia Southern (2/17/19)
HR to begin game	Will Holland at #5 Ole Miss (5/12/18)
Two HR in one inning	Dan Glevenyak at Jacksonville State (8th) (5/7/13)
HR in consecutive at-bats	Conor Davis vs. Alabama A&M/Wright State (2/26-28/20)
HR in three consecutive at-bats	Edouard Julien vs. Alabama A&M/UCF (2/20-22/19)
HR in consecutive games	Conor Davis vs. Alabama A&M/Wright State (2/26-28/20)
HR in three consecutive games	Conor Davis vs. Alabama A&M/Wright State (2/25-28/20)
HR in four consecutive games	Trent Mummy (4/17-23/10)
HR in four consecutive SEC games	Joseph Sanders (5/10-15/08)
HR in five consecutive games	Mike Bianucci (5/2-9/08)
Walk-off HR	Tim Lemons (4/6-10/85)
Pinch-hit HR	Steven Williams at #7 Georgia Tech (6/1/19)
Pinch-hit grand slam	Johnny Ceccoli vs. Oakland (2/19/20)
HR in first at-bat of season	Edouard Julien vs. BYU (G1 - 3/3/18)
HR in both games of DH	Steven Williams vs. Longwood (2/17/18)
	Dylan Ingram at #7 Mississippi St. (4/29/17)
Hit for the cycle	Judd Ward [3B, 1B, HR, 2B] vs. Illinois-Chicago (G1 - 2/15/20)
Hit from both sides of plate in same inning	Damon Haecker [5th inn.] vs. Jacksonville St. (3/15/17)
Two hits in same inning	Ryan Bliss [1B, HR] vs. Wright State [4th] (2/29/20)
Stole home	Justin Hargett vs. Davidson (Gm 2) [4th] (G1 - 3/3/10)
Stole two bases in a game	Brody Moore vs. Alabama A&M (2/26/20)
Stole three bases in a game	Anfernee Grier vs. Southern (2/26/16)
Hit by a pitch 2 times in a game	Farquhar & Shenker vs. Illinois-Chicago (2) (G1 - 2/15/20)
Hit by a pitch 3+ times in a game	Dan Glevenyak at Alabama (4) (4/11/14)
Scored 20 or more runs	20 vs. Wright State (2/29/20)
Scored 25 or more runs	25 vs. Longwood (2/17/18)
Scored 30 or more runs	32 vs. Troy (3/2/94)
Scored 5 runs in an Inning	5, vs. Coastal Carolina (8th) (5/31/19)
Scored 6 runs in an Inning	6, vs. Oakland (8th) (2/19/20)
Scored 7 runs in an Inning	7, vs. Chicago State (3rd) (3/8/20)
Scored 8 runs in an Inning	8, at UAB (5th) (3/19/19)
Scored 9 runs in an Inning	9, vs. Alabama (9th) (5/5/19)
Scored 10+ runs in an Inning	10, vs. Wright State (4th) (2/29/20)
Recorded 10+ hits in an Inning	11, vs. Furman (5th) (2/12/00)
Scored in every inning	vs. Coppin State (3/18/14)
Recorded 15-19 hits	17, vs. Chicago State (3/8/20)
Recorded 20 or more hits	21, at #4 Mississippi State (3/24/19)
Hit 3 or more home runs in an inning	3, vs. Northeastern (6th) (G1 - 3/10/18)
Hit 3 or more home runs in a game	3, vs. #17 Ole Miss (4/19/19)
Hit 5 or more home runs in a game	6, vs. Northeastern (G1 - 3/10/18)
Hit 7 or more home runs in a game	7, vs. Mississippi State (5/8/10)
Hit back-to-back home runs	S. Williams & R. Woley at #4 Mississippi State (6th) (3/22/19)
Hit back-to-back-to-back home runs	B. Fletcher, H. Morris & K. Patterson vs. Mississippi State (5th) (5/8/10)
Had 5 doubles	5, vs. Oakland (2/19/20)
Had 6 doubles	6, vs. Georgia Tech (3/13/18)
Had 7 doubles	7, vs. Chicago State (3/8/20)
Had 8 doubles	8, vs. BYU (G1 - 3/3/18)
Had 9+ doubles	10, vs. Tennessee (5/15/10)
Stole 5 bases in a game	5, vs. Bethune-Cookman (5/6/14)
Stole 6 bases in a game	6, vs. #21 Tennessee (3/17/19)
Stole 7 bases in a game	7, vs. Presbyterian (5/8/12)
Stole 8 bases in a game	8, vs. Alcorn State (2/22/12)
Walked 10+ times	12, vs. Wright State (2/29/20)
Did not strike out in a game	vs. Belmont (3/11/12)

### PITCHING SUPERLATIVES

INDIVIDUAL	
Nine-inning no-hitter	Casey Mize vs. Northeastern (3/9/18)
Nine-inning no-hitter (combined)	Mike Mueller [2.0], Lee Carter [1.0], Brandon Channell [1.0], Reid Price [1.0], Andrew Skinner [1.0], Arnold Hughey [1.0], Ken Clayton [1.0], Cory Duettt [0.2], Sean Jones [0.1] vs. UAB (3/19/02)
Seven-inning no-hitter	Jason Johnson vs. LaGrange College (4/30/91)
Nine-inning perfect game	Eric Brandon vs. Murray State (3/2/02)
Seven-inning perfect game	Jason Johnson vs. LaGrange College (4/30/91)
Nine-inning one-hitter (individual)	Keegan Thompson vs. Presbyterian (3/1/14)
Nine-inning one-hitter (combined)	Tanner Burns [7.0], Cody Greenhill [2.0] vs. Chicago State (3/6/20)
Five-inning one-hitter	Kevin Davis [3.2], Jacob Milliman [1.1], vs. Radford (2/22/15)
Nine-inning two-hitter	Tanner Burns [9.0] vs. Cincinnati (3/1/19)
Complete game	Jack Owen vs. UTSA (3/9/19)
Complete game shutout	Jack Owen vs. UTSA (3/9/19)
Consecutive complete games	K. Thompson vs. Arkansas & LSU (4/4 & 4/11/15)
Struck out 10 batters	10 by Tanner Burns vs. Chicago State (3/6/20)
Struck out 11 batters	11 by Bailey Horn vs. Chicago State (3/8/20)
Struck out 12 batters	12 by Casey Mize at Kentucky (3/23/18)
Struck out 13 batters	13 by Casey Mize vs. Texas A&M (3/16/18)
Struck out 15 batters	15 by Tanner Burns vs. Cincinnati (3/1/19)
<b>TEAM</b>	
Struck out 15+ batters	Bailey Horn [11], Carson Skipper [2], Mason Barnett [3] vs. Chicago State (3/8/20)
Struck out 20+ batters	Brooks Fuller [4], Ryan Watson [4], Elliott Anderson [3], Cody Greenhill [4], Carson Skipper [3], Garrett Wade [2] vs. #9 Arkansas (4/5/19)
Struck out 15 batters consecutive games	vs. Ga State, at Missouri (4/5-7/16)
Shut out an opponent	9-0 vs. Chicago State (3/8/20)
Consecutive shutouts	6-0 vs. Wright State / 6-0 vs. Chicago State (3/1-6/20)
Three straight shutouts	2-0 vs. UT Martin / 6-0 vs. UTSA / 5-0 vs. UTSA (3/6-9/19)
Shut out an SEC opponent	7-0 at #12 Texas A&M (4/13/19)
Shut out an SEC opponent on the road	7-0 at #12 Texas A&M (4/13/19)
Consecutive SEC shutouts	5-0 and 4-0 at Miss. State (3/27-28/15)
Consecutive SEC shutouts on the road	5-0 and 4-0 at Miss. State (3/27-28/15)
Was shut out	4-0 at #12 Texas A&M (4/12/19)
Was held to one hit	vs. #24 Missouri (4/1/18)
Was no hit	vs. #13 Arkansas (5/25/17)
<b>FIELDING SUPERLATIVES</b>	
2 errors in a game	Will Holland at #7 Georgia Tech (6/1/19)
3 errors in a game	Luke Jarvis vs. Presbyterian (3/11/17)
4 errors in a game	Brett Burnham at Alabama (4/5/00)
3 double plays turned in a game	vs. Alabama (5/3/19)
4 double plays turned in a game	vs. Georgia Tech (4/4/17)
5 double plays turned in a game	never
Triple play (Auburn)	vs. Memphis (5/22/78)
Triple play (Opponent)	at Florida [4th] (3/15/08)
Threw a runner out at HP to end game	Will Holland vs. Presbyterian (3/12/17)
<b>MISC. SUPERLATIVES</b>	
Won 10 or more consecutive games	15 (2/24-3/22/19)
Won 15 or more consecutive games	15 (2/24-3/22/19)
Won 8 or more consecutive SEC games	9 (4/1-21/95)
Lost 5 or more consecutive games	7 (5/6-5/13/17)
Home winning streak	21 (1964-66)
Road winning streak	14 (1967/1995)
Season-opening winning streak	17 (2/7-3/5/97)
Extra-innings victory	5-4, at #20 LSU [11 inn] (5/18/19)
Extra-innings loss	6-9, vs. #9 Arkansas [15 inn] (G2 - 4/5/19)
Swept a 3-game series	vs. Chicago State (3/6-8/20)
Swept a road series	at Alabama (4/20-21/18)
Swept a road SEC series	at Alabama (4/20-21/18)
Swept a SEC series	vs. #21 Tennessee (3/15-17/19)
Swept a 4-game series	Illinois-Chicago (2/14-16/20)
Swept a doubleheader	Illinois-Chicago (2/15/20)
Allowed 3 runs or fewer in a series	2, vs. Chicago State (3/6-8/20)
Allowed 3 runs or fewer in a SEC series	3 vs. Miss. State (3/27-29/15)
Allowed 4 runs or fewer in a series	3 vs. UTSA (3/8-9/19)
Allowed 4 runs or fewer in a SEC series	4 vs. Georgia (4/23-25/15)
Allowed 3 runs or fewer in a road series	3 vs. Miss. State (3/27-29/15)
Allowed 3 runs or fewer in a SEC road series	3 vs. Miss. State (3/27-29/15)
Overcome a deficit of 7+ runs	7 runs, [7-0, 12-8] vs. Florida A&M (2/22/17)
Won a 1-0 game	vs. Mercer (5/30/15) [NCAA Regional]
Lost a 1-0 game	vs. Ohio State (2/15/14)
Walk-off win	at #7 Georgia Tech (9 inn.) (6/1/19)
Walk-off loss	vs. #6 Mississippi State (9 inn.) (6/16/19)

# HITTER PROFILES

## 9 • RYAN BLISS IF

5-9 • 165 • JR • LaGrange, Ga. • Troup County

- Ranked sixth in the NCAA in hits (29), 16th in total bases (46) and 19th in runs (21) in 2020
- Preseason Third Team All-America (Baseball America, Collegiate Baseball, D1 Baseball)
- Rated by Baseball America as the No. 76 overall prospect for the 2021 MLB Draft

CAREER STATISTICS										
YEAR	AVG	GP-GS	AB	R	H	2B	3B	HR	RBI	SB-A
2019	.281	66-66	249	50	70	11	1	3	37	11-13
2020	.377	18-18	77	21	29	7	2	2	17	5-7
TOTAL	.304	84-84	326	71	99	18	3	5	54	16-20

**CAREER HIGHS** **SEASON HIGHS**

At Bats: 6, vs. Oakland (2/19/20) --

Runs: 4, vs. Georgia (5/11/19) --

Hits: 4, vs. Oakland (2/19/20) --

Doubles: 2, vs. UIC (2/14/20) --

HR: 2, vs. Wright State (2/29/20) --

RBI: 4, four times --

## 3 • BRAYTON BROWN OF

5-9 • 190 • SO • Selma, Ala. • Morgan Academy

- Is 5-for-5 in pinch-hitting opportunities in his career

CAREER STATISTICS										
YEAR	AVG	GP-GS	AB	R	H	2B	3B	HR	RBI	SB-A
2020	.267	14-7	30	6	8	2	0	1	4	0-0

**CAREER HIGHS** **SEASON HIGHS**

At Bats: 5, vs. Alabama A&M (2/26) --

Runs: 3, vs. Oakland (2/19) --

Hits: 1, eight times --

Doubles: 1, two times --

HR: 1, vs. Alabama A&M (2/25) --

RBI: 1, four times --

## 25 • JOHNNY CECCOLI IF

6-2 • 210 • SO • Tyler, Texas • All Saints Episcopal

CAREER STATISTICS										
YEAR	AVG	GP-GS	AB	R	H	2B	3B	HR	RBI	SB-A
2020	.231	8-2	13	3	3	0	0	1	4	0-0

**CAREER HIGHS** **SEASON HIGHS**

At Bats: 4, two times --

Runs: 1, three times --

Hits: 2, vs. Oakland (2/19) --

HR: 1, vs. Oakland (2/19) --

RBI: 2, two times --

## 47 • GARRETT FARQUHAR IF

5-11 • 185 • SR • Hoover, Ala. • Shelton State

CAREER STATISTICS										
YEAR	AVG	GP-GS	AB	R	H	2B	3B	HR	RBI	SB-A
2020	.263	13-10	38	15	10	2	0	0	10	1-1

**CAREER HIGHS** **SEASON HIGHS**

At Bats: 5, two times --

Runs: 3, two times --

Hits: 2, three times --

Doubles: 1, two times --

RBI: 4, vs. UIC (2/16) --

## 5 • KASON HOWELL OF

6-0 • 185 • JR • Argyle, Texas • Liberty Christian

CAREER STATISTICS										
YEAR	AVG	GP-GS	AB	R	H	2B	3B	HR	RBI	SB-A
2019	.262	63-63	225	31	59	10	0	0	28	14-16
2020	.359	11-10	39	8	14	7	0	0	6	0-0
TOTAL	.277	74-73	264	39	73	17	0	0	34	14-16

**CAREER HIGHS** **SEASON HIGHS**

At Bats: 6, at Mississippi State (3/24/19) --

Runs: 3, two times --

Hits: 3, three times --

Doubles: 1, 15 times --

RBI: 3, two times --

## 28 • NATE LARUE C

6-3 • 210 • SO • Mobile, Ala. • McGill-Toolen

- Rated by Perfect Game as the No. 71 overall prospect and No. 49 college prospect for the 2022 MLB Draft

CAREER STATISTICS										
YEAR	AVG	GP-GS	AB	R	H	2B	3B	HR	RBI	SB-A
2020	.294	8-3	17	6	5	1	0	0	2	0-0

**CAREER HIGHS** **SEASON HIGHS**

At Bats: 5, vs. UIC (2/15 - G1) --

Runs: 2, vs. Alabama A&M (2/26) --

Hits: 1, five times --

Doubles: 1, vs. Chicago State (3/7) --

RBI: 1, two times --

## 10 • TYLER MILLER IF

6-2 • 193 • JR • Spanish Fort, Ala. • EMCC

CAREER STATISTICS										
YEAR	AVG	GP-GS	AB	R	H	2B	3B	HR	RBI	SB-A
2020	.229	12-9	35	9	8	0	1	0	5	0-0

**CAREER HIGHS** **SEASON HIGHS**

At Bats: 5, vs. UCF (2/22) --

Runs: 2, two times --

Hits: 1, eight times --

RBI: 2, vs. UIC (2/15 - G1) --

## 19 • BRODY MOORE IF

6-0 • 185 • JR • Oneonta, Ala. • Oneonta

CAREER STATISTICS										
YEAR	AVG	GP-GS	AB	R	H	2B	3B	HR	RBI	SB-A
2019	.333	13-4	27	6	9	1	1	0	4	0-1
2020	.339	17-14	56	11	19	1	1	0	9	5-5
TOTAL	.337	30-18	83	17	28	2	2	0	13	5-6

**CAREER HIGHS** **SEASON HIGHS**

At Bats: 5, vs. Alabama (5/5/19) --

Runs: 2, four times --

Hits: 3, two times --

Doubles: 1, two times --

RBI: 2, three times --

## 34 • JOHN SAMUEL SHENKER IF

6-3 • 250 • R-JR • Albany, Ga. • Colquitt County

- Hauled in nine catches for 97 yards in 11 games for Auburn football last fall

CAREER STATISTICS										
YEAR	AVG	GP-GS	AB	R	H	2B	3B	HR	RBI	SB-A
2020	.318	11-6	22	5	7	1	0	0	6	0-0

**CAREER HIGHS** **SEASON HIGHS**

At Bats: 5, vs. Wright State (2/29) --

Runs: 2, vs. UIC (2/16) --

Hits: 2, vs. UIC (2/16) --

Doubles: 1, vs. UIC (2/15 - G1) --

RBI: 2, two times --

## 1 • JUDD WARD OF

6-1 • 195 • SR • Russellville, Ala. • Russellville

CAREER STATISTICS										
YEAR	AVG	GP-GS	AB	R	H	2B	3B	HR	RBI	SB-A
2018	.250	37-21	84	9	21	2	1	0	8	0-2
2019	.272	66-65	257	42	70	12	2	5	34	5-7
2020	.315	18-18	73	16	23	6	1	2	17	2-3
TOTAL	.275	121-104	414	67	114	20	4	7	59	7-12

**CAREER HIGHS** **SEASON HIGHS**

At Bats: 7, vs. Arkansas (4/5/19) --

Runs: 4, vs. UIC (2/15/20 - G1) --

Hits: 4, two times --

Doubles: 2, two times --

HR: 1, seven times --

RBI: 7, vs. Alabama A&M (2/26) --

## 41 • STEVEN WILLIAMS OF

6-3 • 216 • SR • Albany, Ga. • Deerfield-Windsor

- Ranks second among active SEC players in hits (140), home runs (23) and RBI (99).

CAREER STATISTICS										
YEAR	AVG	GP-GS	AB	R	H	2B	3B	HR	RBI	SB-A
2018	.291	65-65	244	54	71	10	1	12	51	1-1
2019	.247	65-64	235	40	58	8	2	9	36	3-3
2020	.275	13-12	40	7	11	4	0	2	12	0-0
TOTAL	.270	143-141	519	101	140	22	3	23	99	4-4

**CAREER HIGHS** **SEASON HIGHS**

At Bats: 6, two times --

Runs: 4, three times --

Hits: 4, four times --

Doubles: 2, vs. BYU (3/3/18 - G1) --

HR: 1, 23 times --

RBI: 7, vs. Longwood (2/17/18) --

## 4 • RANKIN WOLEY IF

6-0 • 210 • GR • Atlanta, Ga. • Chattahoochee Valley

- Preseason Third Team All-America (Collegiate Baseball, NCBWA)
- Was the only player in the country to rank in the top 20 in hits, doubles and RBI in 2020
- Named the 2020 SEC Scholar-Athlete of the Year
- Became the second player in program history to be named All-America and Academic All-America in the same season

CAREER STATISTICS										
YEAR	AVG	GP-GS	AB	R	H	2B	3B	HR	RBI	SB-A
2019	.277	64-64	256	36	71	17	1	3	45	2-2
2020	.412	18-18	68	13	28	8	0	2	22	0-0
TOTAL	.306	82-82	324	49	99	25	1	5	67	2-2

**CAREER HIGHS** **SEASON HIGHS**

At Bats: 7, vs. Arkansas (4/5/19) --

Runs: 3, two times --

Hits: 4, vs. UIC (2/15/20 - G1) --

Doubles: 2, four times --

HR: 1, five times --

RBI: 4, two times --



# PITCHER PROFILES

## 18 • MASON BARNETT RHP

6-1 • 205 • SO • Cartersville, Ga. • Cartersville

- Didn't allow a run in the final five outings in 2020
- Rated by Perfect Game as the No. 32 overall player and No. 20 college prospect for the 2022 MLB Draft

### CAREER STATISTICS

YEAR	ERA	W-L	G/S	IP	H	R	ER	BB	K	BAA
2020	3.52	0-0	6/0	7.2	5	4	3	3	16	.192

### CAREER HIGHS

**Innings:** 2.2, vs. Georgia Tech (3/10)  
**Hits:** 4, vs. UIC (2/15 - G2)  
**Runs:** 3, vs. UIC (2/15 - G2)  
**Earned Runs:** 3, vs. UIC (2/15 - G2)  
**Strikeouts:** 5, vs. Georgia Tech (3/10)  
**Walks:** 1, three times  
**Pitches:** 35, vs. Georgia Tech (3/10)

### SEASON HIGHS

---  
 ---  
 ---  
 ---  
 ---  
 ---  
 ---

## 21 • TRACE BRIGHT RHP

6-4 • 185 • SO • Montgomery, Ala. • Trinity

- Rated by Perfect Game as the No. 123 overall prospect and No. 84 college prospect for the 2022 MLB Draft

### CAREER STATISTICS

YEAR	ERA	W-L	G/S	IP	H	R	ER	BB	K	BAA
2020	8.38	1-1	3/3	9.2	10	9	9	7	12	.278

### CAREER HIGHS

**Innings:** 4.2, vs. Alabama A&M (2/26)  
**Hits:** 5, vs. Wofford (3/11)  
**Runs:** 4, two times  
**Earned Runs:** 4, two times  
**Strikeouts:** 6, two times  
**Walks:** 3, two times  
**Pitches:** 80, vs. Alabama A&M (2/26)

### SEASON HIGHS

---  
 ---  
 ---  
 ---  
 ---  
 ---  
 ---

## 40 • B. BURKHALTER RHP

6-0 • 185 • SO • Dothan, Ala. • Northview

### CAREER STATISTICS

YEAR	ERA	W-L	G/S	IP	H	R	ER	BB	K	BAA
2020	2.08	0-0	4/0	4.1	6	1	1	3	3	.462

### CAREER HIGHS

**Innings:** 1.1, vs. Alabama A&M (2/26)  
**Hits:** 3, vs. UCF (2/23)  
**Runs:** 1, vs. UCF (2/23)  
**Earned Runs:** 1, vs. UCF (2/23)  
**Strikeouts:** 2, vs. Alabama A&M (2/26)  
**Walks:** 1, three times  
**Pitches:** 23, vs. Alabama A&M (2/26)

### SEASON HIGHS

---  
 ---  
 ---  
 ---  
 ---  
 ---  
 ---

## 43 • RICHARD FITTS RHP

6-3 • 215 • JR • Helena, Ala. • Helena

- Preseason Second Team All-America (D1 Baseball) and Preseason Third Team All-America (Baseball America)
- Rated the No. 8 college prospect by Perfect Game and No. 9 college prospect by D1 Baseball
- Tabbed No. 13 overall prospect by Perfect Game, No. 15 overall by Baseball America and No. 17 overall by MLB.com

### CAREER STATISTICS

YEAR	ERA	W-L	G/S	IP	H	R	ER	BB	K	BAA
2019	5.31	5-3	21/5	62.2	78	37	37	17	47	.305
2020	2.77	1-0	6/1	13.0	9	4	4	5	16	.200
TOTAL	4.88	6-3	27/6	75.2	87	41	41	22	63	.289

### CAREER HIGHS

**Innings:** 6.1, vs. UNA (5/14/19)  
**Hits:** 7, three times  
**Runs:** 6, at North Carolina (6/10/19)  
**Earned Runs:** 6, at North Carolina (6/10/19)  
**Strikeouts:** 8, vs. UNA (5/14/19)  
**Walks:** 3, three times  
**Pitches:** 93, at North Carolina (6/10/19)

### SEASON HIGHS

---  
 ---  
 ---  
 ---  
 ---  
 ---  
 ---

## 18 • BROOKS FULLER LHP

6-2 • 215 • JR • Auburn, Ala. • Auburn

### CAREER STATISTICS

YEAR	ERA	W-L	G/S	IP	H	R	ER	BB	K	BAA
2019	4.50	2-2	20/8	44.0	39	30	22	35	36	.239
2020	2.25	1-1	3/2	8.0	11	3	2	1	7	.333
TOTAL	4.15	3-3	23/10	52.0	50	33	24	36	43	.255

### CAREER HIGHS

**Innings:** 6.0, at Texas A&M (4/13/19)  
**Hits:** 5, two times  
**Runs:** 4, two times  
**Earned Runs:** 4, vs. North Alabama (5/14/19)  
**Strikeouts:** 6, vs. Ole Miss (4/20/19)  
**Walks:** 4, at South Carolina (3/30/19)  
**Pitches:** 93, at Texas A&M (4/13/19)

### SEASON HIGHS

---  
 ---  
 ---  
 ---  
 ---  
 ---  
 ---

## 23 • PEYTON GLAVINE LHP

5-11 • 180 • R-JR • Alpharetta, Ga. • Blessed Trinity

- Did not pitch in 2020 due to injury

### CAREER STATISTICS

YEAR	ERA	W-L	G/S	IP	H	R	ER	BB	K	BAA
2018	27.00	0-0	5/0	3.0	10	9	9	2	5	.526
2019	5.62	1-0	9/0	8.0	10	5	5	8	12	.294
TOTAL	11.45	1-0	14/0	11.0	20	14	14	10	17	.377

### CAREER HIGHS

**Innings:** 1.2, two times  
**Hits:** 5, vs. Northeastern (3/10/18)  
**Runs:** 6, vs. Northeastern (3/10/18)  
**Earned Runs:** 6, vs. Northeastern (3/10/18)  
**Strikeouts:** 3, vs. Longwood (2/17/18)  
**Walks:** 2, two times  
**Pitches:** 34, at Mississippi State (3/23/19)

### SEASON HIGHS

---  
 ---  
 ---  
 ---  
 ---  
 ---  
 ---

## 20 • CODY GREENHILL RHP

6-4 • 216 • SR • Russellville, Ala. • Russellville

- Ranks sixth in program history with 19 career saves
- Is one of three SEC pitchers entering 2021 with a sub-3.00 career ERA and 100+ IP
- Hasn't allowed a run in 14.0 IP dating back to the end of the 2019 season

### CAREER STATISTICS

YEAR	ERA	W-L	G/S	IP	H	R	ER	BB	K	BAA
2018	2.30	6-3	21/0	58.2	53	17	15	19	55	.242
2019	3.45	2-3	28/0	57.1	53	27	22	18	44	.243
2020	0.00	0-0	4/0	12.2	5	0	0	1	17	.122
TOTAL	2.59	8-6	53/0	128.2	111	44	37	38	116	.232

### CAREER HIGHS

**Innings:** 5.1, at LSU (5/18/19)  
**Hits:** 7, at Mississippi State (3/24/19)  
**Runs:** 5, at Mississippi State (3/24/19)  
**Earned Runs:** 5, at Mississippi State (3/24/19)  
**Strikeouts:** 6, vs. Illinois-Chicago (2/14/20)  
**Walks:** 3, three times  
**Pitches:** 90, at LSU (5/18/19)

### SEASON HIGHS

---  
 ---  
 ---  
 ---  
 ---  
 ---  
 ---

## 26 • HAYDEN MULLINS LHP

6-0 • 185 • SO • Gallatin, Tenn. • Hendersonville

- Rated by Perfect Game as the No. 125 overall prospect and No. 86 college prospect for the 2022 MLB Draft

### CAREER STATISTICS

YEAR	ERA	W-L	G/S	IP	H	R	ER	BB	K	BAA
2020	3.68	1-0	5/0	7.1	4	3	3	6	10	.174

### CAREER HIGHS

**Innings:** 2.2, vs. Wofford (3/11)  
**Hits:** 2, vs. UCF (2/23)  
**Runs:** 3, vs. UCF (2/23)  
**Earned Runs:** 3, vs. UCF (2/23)  
**Strikeouts:** 4, vs. UCF (2/23)  
**Walks:** 3, vs. Wofford (3/11)  
**Pitches:** 52, vs. Wofford (3/11)

### SEASON HIGHS

---  
 ---  
 ---  
 ---  
 ---  
 ---  
 ---

## 44 • JACK OWEN LHP

6-2 • 204 • SR • Aliso Viejo, Calif. • JSerra Catholic

- Is one of eight SEC pitchers entering 2021 with a sub-4.00 career ERA and 100+ IP
- Was selected by the St. Louis Cardinals in the 21st round of the 2019 MLB Draft

### CAREER STATISTICS

YEAR	ERA	W-L	G/S	IP	H	R	ER	BB	K	BAA
2018	5.97	2-2	14/7	34.2	43	24	23	16	35	.312
2019	2.75	4-2	14/10	68.2	64	22	21	14	59	.247
2020	3.43	3-1	4/4	21.0	17	10	8	5	25	.215
TOTAL	3.76	9-5	32/21	124.1	124	56	52	35	119	.261

### CAREER HIGHS

**Innings:** 9.0, vs. UTSA (3/9/19)  
**Hits:** 9, two times  
**Runs:** 6, two times  
**Earned Runs:** 6, two times  
**Strikeouts:** 10, vs. Cincinnati (3/2/19)  
**Walks:** 3, four times  
**Pitches:** 102, vs. LSU (5/23/19)

### SEASON HIGHS

---  
 ---  
 ---  
 ---  
 ---  
 ---  
 ---

## 29 • CARSON SKIPPER LHP

6-3 • 210 • JR • Trussville, Ala. • Hewitt-Trussville

- Didn't allow a run in his first six appearances of 2020

### CAREER STATISTICS

YEAR	ERA	W-L	G/S	IP	H	R	ER	BB	K	BAA
2019	7.46	3-3	17/8	35.0	45	33	29	23	38	.306
2020	1.00	0-0	7/0	9.0	5	1	1	3	12	.167
TOTAL	6.14	3-3	24/8	44.0	50	34	30	26	50	.282

### CAREER HIGHS

**Innings:** 4.2, vs. UTSA (3/9/19)  
**Hits:** 5, four times  
**Runs:** 5, two times  
**Earned Runs:** 5, vs. Arkansas (4/5/19)  
**Strikeouts:** 8, vs. Alabama A&M (2/19/19)  
**Walks:** 4, at Georgia Tech (4/16/19)  
**Pitches:** 78, vs. Arkansas (4/5/19)

### SEASON HIGHS

---  
 ---  
 ---  
 ---  
 ---  
 ---  
 ---

## 27 • SEB THOMAS RHP

6-5 • 250 • SO • Brookhaven, Ga. • Marist

### CAREER STATISTICS

YEAR	ERA	W-L	G/S	IP	H	R	ER	BB	K	BAA
2020	1.17	0-0	7/0	7.2	4	1	1	4	6	.160

### CAREER HIGHS

**Innings:** 2.0, vs. Wofford (3/11)  
**Hits:** 2, two times  
**Runs:** 1, vs. UCF (2/22)  
**Earned Runs:** 1, vs. UCF (2/22)  
**Strikeouts:** 2, two times  
**Walks:** 3, vs. Wofford (3/11)  
**Pitches:** 49, vs. Wofford (3/11)

### SEASON HIGHS

---  
 ---  
 ---  
 ---  
 ---  
 ---  
 ---

**PITCHING CAREERS**

**MASON BARNETT'S CAREER APPEARANCES**

**2020 - FRESHMAN YEAR**

Date	Opp (Res.)	DEC	QS	IP	H	R	ER	BB	SO	HR	ERA	NP
2/15	ILLINOIS-CHICAGO (W, 7-3)	-	-	1.0	4	3	3	1	2	0	27.00	32
2/19	OAKLAND (W, 17-1)	-	-	1.0	0	0	0	0	2	0	13.50	10
2/25	ALABAMA A&M (W, 10-0)	-	-	1.0	0	0	0	1	2	0	9.00	17
3/1	WRIGHT STATE (W, 6-0)	-	-	1.0	0	0	0	1	2	0	6.75	21
3/8	CHICAGO STATE (W, 9-0)	-	-	1.0	1	0	0	0	3	0	5.40	19
3/10	GEORGIA TECH (L, 2-6)	-	-	2.2	0	1	0	0	5	0	3.52	35

**TRACE BRIGHT'S CAREER APPEARANCES**

\*- Starter

**2020 - FRESHMAN YEAR**

Date	Opp (Res.)	DEC	QS	IP	H	R	ER	BB	SO	HR	ERA	NP
2/19	*OAKLAND (W, 17-1)	W	-	3.0	2	1	1	1	6	1	3.00	59
2/26	*ALABAMA A&M (W, 12-6)	-	-	4.2	3	4	4	3	6	0	5.87	80
3/11	*WOFFORD (L, 3-4)	L	-	2.0	5	4	4	3	0	0	8.38	50

**BLAKE BURKHALTER'S CAREER APPEARANCES**

**2020 - FRESHMAN YEAR**

Date	Opp (Res.)	DEC	QS	IP	H	R	ER	BB	SO	HR	ERA	NP
2/15	ILLINOIS-CHICAGO (W, 7-3)	-	-	1.0	1	0	0	1	1	0	0.00	14
2/23	UCF (L, 2-12)	-	-	1.0	3	1	1	1	0	0	4.50	20
2/26	ALABAMA A&M (W, 12-6)	-	-	1.1	1	0	0	1	2	0	2.70	23
3/8	CHICAGO STATE (W, 9-0)	-	-	1.0	1	0	0	0	0	0	2.08	8

**RICHARD FITT'S CAREER APPEARANCES**

\*- Starter

**2019 - FRESHMAN YEAR**

Date	Opp (Res.)	DEC	QS	IP	H	R	ER	BB	SO	HR	ERA	NP
2/17	GEORGIA SOUTHERN (W, 4-3)	-	-	2.1	2	1	1	1	0	0	3.86	47
2/24	at UCF (W, 13-9)	-	-	2.0	2	1	1	0	2	1	4.15	27
3/5	UT MARTIN (W, 15-9)	W	-	2.0	2	1	1	0	1	0	4.26	26
3/9	UTSA (W, 8-3)	-	-	0.1	2	1	1	0	1	0	5.40	9
3/17	#21 TENNESSEE (W, 5-3)	-	-	0.1	1	0	0	0	0	0	5.14	7
3/19	at UAB (W, 13-5)	-	-	1.1	2	0	0	2	2	0	4.32	31
3/23	at #4 Mississippi State (L, 2-15)	-	-	1.0	4	3	3	0	1	1	6.75	22
3/26	vs. Alabama (L, 3-6)	-	-	3.2	3	0	0	1	1	0	4.85	65
3/31	at South Carolina (W, 7-5)	W	-	5.0	3	0	0	2	2	0	3.50	64
4/6	*#9 ARKANSAS (L, 0-8)	L	-	4.1	5	5	5	3	2	1	4.84	74
4/14	*at #12 Texas A&M (L, 1-4)	L	-	3.0	5	3	3	0	2	0	5.33	56
4/18	*#17 OLE MISS (W, 7-4)	W	-	4.1	4	0	0	0	4	0	4.55	57
4/26	*at #4 Vanderbilt (L, 2-5)	L	-	2.1	6	4	4	1	3	1	5.34	77
5/5	*ALABAMA (W, 17-7)	-	-	3.2	7	3	3	0	3	1	5.55	64
5/11	*#7 GEORGIA (L, 8-10)	-	-	0.0	3	3	3	0	0	1	6.31	13
5/14	NORTH ALABAMA (W, 8-7)	-	-	6.1	4	1	1	2	8	0	5.57	82
5/22	vs. #2 Vanderbilt (L, 1-11)	-	-	4.0	7	3	3	1	5	1	5.67	75
6/1	at #3 Georgia Tech (W, 6-5)	W	-	6.0	4	0	0	0	4	0	5.02	84
6/10	at #14 North Carolina (W, 14-7)	W	-	5.1	7	6	6	3	4	2	5.49	93
6/16	vs. #6 Mississippi State (L, 4-5)	-	-	2.0	1	1	1	0	0	0	5.46	20
6/19	vs. #7 Louisville (L, 3-5)	-	-	3.1	4	1	1	1	2	0	5.31	48

**2020 - SOPHOMORE YEAR**

Date	Opp (Res.)	DEC	QS	IP	H	R	ER	BBSO	HR	ERA	NP	
2/15	*ILLINOIS-CHICAGO (W, 7-3)	W	-	5.0	2	0	0	3	7	0	0.00	85
2/22	UCF (L, 3-7)	-	-	1.0	4	3	3	1	1	0	4.50	24
2/25	ALABAMA A&M (W, 10-0)	-	-	1.0	1	0	0	0	0	0	3.86	13
3/1	WRIGHT STATE (W, 6-0)	-	-	2.1	0	0	0	0	3	0	2.89	32
3/7	CHICAGO STATE (W, 16-2)	-	-	1.0	0	0	0	0	1	0	2.61	6
3/10	GEORGIA TECH (L, 2-6)	-	-	2.2	2	1	1	1	4	1	2.77	51

**BROOKS FULLER'S CAREER APPEARANCES**

\*- Starter

**2019 - FRESHMAN YEAR**

Date	Opp (Res.)	DEC	QS	IP	H	R	ER	BB	SO	HR	ERA	NP
2/16	GEORGIA SOUTHERN (L, 5-7)	-	-	1.0	1	1	1	1	0	1	9.00	21
2/20	*ALABAMA A&M (W, 10-2)	-	-	3.0	2	2	0	2	3	0	2.25	46
3/2	CINCINNATI (W, 9-5)	-	-	1.2	0	0	0	0	1	0	1.59	14
3/5	UT MARTIN (W, 15-9)	-	-	2.2	2	3	0	3	0	0	1.08	42
3/9	UTSA (W, 8-3)	-	-	1.0	0	0	0	1	0	0	0.96	17
3/16	#21 TENNESSEE (W, 5-2)	W	-	3.2	2	1	1	2	3	0	1.38	63
3/23	at #4 Mississippi State (L, 2-15)	-	-	3.2	4	1	1	3	3	0	1.62	67
3/30	*at South Carolina (L, 0-4)	L	-	5.0	3	2	2	4	4	1	2.08	88
4/5	*#9 ARKANSAS (L, 6-9)	-	-	3.1	3	3	2	4	4	0	2.52	76
4/9	JACKSONVILLE STATE (L, 6-11)	-	-	0.0	0	1	1	2	0	0	2.88	15
4/13	*at #12 Texas A&M (W, 7-0)	W	X	6.0	4	0	0	3	4	0	2.32	93
4/20	*#17 OLE MISS (W, 6-5)	-	-	4.2	5	3	3	2	6	2	2.78	79
4/26	*at #4 Vanderbilt (L, 5-9)	L	-	1.2	4	4	2	2	1	1	3.13	37
5/4	*ALABAMA (L, 6-7)	-	-	3.0	3	2	2	3	0	0	3.35	61
5/11	#7 GEORGIA (L, 8-10)	-	-	0.2	0	0	0	0	1	0	3.29	4
5/14	*NORTH ALABAMA (W, 8-7)	-	-	1.1	3	4	4	3	1	0	4.04	36
5/17	at #20 LSU (L, 1-5)	-	-	1.0	1	1	1	1	1	0	4.15	16
5/18	at #20 LSU (W, 5-4)	-	-	0.1	0	0	0	0	0	0	4.12	3
5/22	vs. #2 Vanderbilt (L, 1-11)	-	-	0.1	2	2	2	0	1	0	4.50	17

5/23	vs. #17 LSU (L, 3-4)	-	-	0.0	0	0	0	0	0	0	4.50	2
------	----------------------	---	---	-----	---	---	---	---	---	---	------	---

**2020 - SOPHOMORE YEAR**

Date	Opp (Res.)	DEC	QS	IP	H	R	ER	BBSO	HR	ERA	NP	
2/16	ILLINOIS-CHICAGO (W, 14-0)	-	-	2.0	2	0	0	0	3	0	0.00	34
2/25	*ALABAMA A&M (W, 10-0)	W	-	4.0	5	0	0	0	3	0	0.00	60
3/10	*GEORGIA TECH (L, 2-6)	L	-	2.0	4	3	2	1	1	0	2.25	42

**PEYTON GLAVINE'S CAREER APPEARANCES**

**2018 - FRESHMAN YEAR**

Date	Opp (Res.)	DEC	QS	IP	H	R	ER	BB	SO	HR	ERA	NP
2/17	LONGWOOD (W, 25-1)	-	-	1.0	0	0	0	0	3	0	0.00	15
2/23	BRYANT (W, 15-7)	-	-	1.0	0	0	0	1	1	0	0.00	26
3/3	BYU (W, 9-5)	-	-	0.2	4	3	3	0	0	0	10.12	18
3/10	NORTHEASTERN (W, 14-8)	-	-	0.0	5	6	6	1	0	0	30.38	19
3/25	at #8 Kentucky (L, 13-3)	-	-	0.1	1	0	0	0	1	0	27.00	9

**2019 - SOPHOMORE YEAR**

Date	Opp (Res.)	DEC	QS	IP	H	R	ER	BBSO	HR	ERA	NP	
2/16	GEORGIA SOUTHERN (L, 5-7)	-	-	0.2	0	0	0	0	1	0	0.00	11
2/20	ALABAMA A&M (W, 10-2)	-	-	1.0	3	0	0	2	2	0	0.00	35
3/9	UTSA (W, 8-3)	-	-	1.0	0	0	0	0	2	0	0.00	12
3/17	#21 TENNESSEE (W, 5-3)	-	-	0.1	0	0	0	1	0	0	0.00	8
3/19	at UAB (W, 13-5)	-	-	1.0	0	0	0	0	2	0	0.00	14
3/23	at #4 Mississippi State (L, 2-15)	-	-	1.2	3	1	1	1	2	0	1.59	34
4/23	at Jacksonville State (W, 14-2)	W	-	1.2	1	0	0	1	2	0	1.23	29
4/26	at #4 Vanderbilt (L, 2-5)	-	-	0.0	1	1	1	2	0	0	2.45	18
5/22	vs. #2 Vanderbilt (L, 1-11)	-	-	0.2	2	3	3	1	1	0	5.62	22

**CODY GREENHILL'S CAREER APPEARANCES**

**2018 - FRESHMAN YEAR**

Date	Opp (Res.)	DEC	QS	IP	H	R	ER	BBSO	HR	ERA	NP	
2/16	LONGWOOD (W, 6-0)	-	-	1.0	1	0	0	1	0	0	0.00	23
2/20	GEORGIA STATE (W, 3-2)	W	-	3.1	0	0	0	3	4	0	0.00	66
2/24	BRYANT (W, 13-4)	-	-	2.0	3	0	0	0	4	0	0.00	39
2/27	at #15 South Alabama (W, 7-6)	-	-	2.0	2	0	0	1	1	0	0.00	26
3/3	BYU (W, 9-5)	-	-	3.1	5	1	1	1	4	0	0.77	48
3/6	at UAB (W, 11-8)	-	-	2.0	0	0	0	0	3	0	0.66	20
3/10	NORTHEASTERN (L, 2-1)	-	-	4.2	1	0	0	1	4	0	0.49	59
4/3	ALABAMA A&M (W,											

2/21	UCF (L, 1-3)	-	-	3.2	3	0	0	0	3	0	0.00	44
2/28	WRIGHT STATE (W, 7-2)	-	-	3.0	2	0	0	0	5	0	0.00	42
3/6	CHICAGO STATE (W, 6-0)	-	-	2.0	0	0	0	0	3	0	0.00	27

**HAYDEN MULLINS' CAREER APPEARANCES**

**2020 - FRESHMAN YEAR**

Date	Opp (Res.)	DEC	QS	IP	H	R	ER	BB	SO	HR	ERA	NP
2/16	ILLINOIS-CHICAGO (W, 14-0)	-	-	1.0	1	0	0	0	1	0	0.00	13
2/23	UCF (L, 2-12)	-	-	1.2	2	3	3	1	4	1	10.12	38
2/26	ALABAMA A&M (W, 12-6)	W	-	1.1	0	0	0	0	2	0	6.75	14
3/1	WRIGHT STATE (W, 6-0)	-	-	0.2	0	0	0	2	1	0	5.79	18
3/11	WOFFORD (L, 3-4)	-	-	2.2	1	0	0	3	2	0	3.68	52

**JACK OWEN'S CAREER APPEARANCES**

\*-Starter

**2018 - FRESHMAN YEAR**

Date	Opp (Res.)	DEC	QS	IP	H	R	ER	BB	SO	HR	ERA	NP
2/17	LONGWOOD (W, 25-1)	-	-	1.0	1	1	1	2	1	0	9.00	29
3/3	BYU (W, 21-4)	-	-	3.0	2	0	0	0	1	0	2.25	33
3/13	GEORGIA TECH (W, 12-7)	-	-	3.0	2	0	0	1	5	0	1.29	45
3/20	*at Georgia Tech (L, 6-4)	L	-	3.1	9	6	6	2	3	1	6.10	56
3/27	*vs. Alabama (W, 5-2)	W	-	4.0	1	0	0	2	4	0	4.40	73
4/1	#24 MISSOURI (L, 5-0)	-	-	1.0	1	0	0	0	1	0	4.11	18
4/3	ALABAMA A&M (W, 19-5)	-	-	1.0	4	2	2	0	1	1	4.96	26
4/7	at #5 Arkansas (L, 13-2)	-	-	0.0	1	4	4	3	0	0	7.16	20
4/10	*at Samford (L 12-3)	L	-	1.0	5	4	4	0	0	1	8.83	23
4/24	*SAMFORD (W, 7-2)	W	-	5.1	6	2	2	0	5	0	7.54	77
5/8	*SOUTH ALABAMA (W, 10-4)	-	-	4.0	3	3	2	1	6	0	7.09	66
5/11	at #5 Ole Miss (L, 8-3)	-	-	1.0	1	0	0	0	1	0	6.83	10
5/15	*at Troy (L, 9-5)	-	-	4.1	5	1	1	2	6	0	6.19	93
5/22	*vs. Kentucky (W, 4-3 [11])	-	-	2.2	2	1	1	3	1	1	5.97	43

**2019 - SOPHOMORE YEAR**

Date	Opp (Res.)	DEC	QS	IP	H	R	ER	BBSO	HR	ERA	NP	
2/17	GEORGIA SOUTHERN (W, 4-3)	W	-	4.2	4	0	0	2	4	0	0.00	67
2/23	at UCF (L, 1-6)	-	-	4.1	3	1	0	0	8	0	0.00	79
3/2	*CINCINNATI (W, 5-0)	W	X	7.0	3	0	0	0	10	0	0.00	88
3/9	*UTSA (W, 5-0)	W	X	9.0	4	0	0	0	7	0	0.00	98
3/16	*#21 TENNESSEE (W, 5-2)	-	-	4.0	2	1	1	0	4	1	0.31	55
4/20	#17 OLE MISS (W, 6-5)	-	-	2.1	0	0	0	1	1	0	0.29	29
4/27	at #4 Vanderbilt (L, 5-9)	-	-	2.1	3	1	1	1	3	0	0.53	43
5/3	*ALABAMA (W, 5-1)	W	-	5.0	5	1	1	2	0	0	0.70	63
5/10	*#7 GEORGIA (L, 2-11)	L	-	3.2	7	6	6	1	3	1	1.91	65
5/17	*at #20 LSU (L, 1-5)	L	-	7.0	8	4	4	1	6	0	2.37	97
5/23	*vs. #17 LSU (L, 3-4)	-	-	5.2	5	1	1	1	5	0	2.29	102
5/31	*vs. Coastal Carolina (W, 16-7)	-	-	3.2	6	2	2	1	4	1	2.45	86
6/8	*at #14 North Carolina (W, 11-7)	-	-	5.0	8	4	4	1	3	0	2.83	77
6/16	*vs. #6 Mississippi State (L, 4-5)	-	-	5.0	6	1	1	3	1	0	2.75	102

**2020 - JUNIOR YEAR**

Date	Opp (Res.)	DEC	QS	IP	H	R	ER	BBSO	HR	ERA	NP	
2/15	*ILLINOIS-CHICAGO (W, 18-1)	W	-	5.0	3	1	1	3	8	1	1.80	71
2/22	*UCF (L, 3-7)	L	-	5.0	1	3	2	1	5	1	2.70	62
2/29	*WRIGHT STATE (W, 20-6)	W	-	5.0	9	4	3	0	6	1	3.60	91
3/7	*CHICAGO STATE (W, 16-2)	W	X	6.0	4	2	2	1	6	0	3.43	74

**CARSON SKIPPER'S CAREER APPEARANCES**

\*-Starter

**2019 - FRESHMAN YEAR**

Date	Opp (Res.)	DEC	QS	IP	H	R	ER	BB	SO	HR	ERA	NP
2/15	GEORGIA SOUTHERN (W, 11-2)	-	-	3.0	3	0	0	1	1	0	0.00	48
2/19	*ALABAMA A&M (W, 10-1)	W	-	4.0	2	1	0	0	8	0	0.00	67
2/24	at UCF (W, 13-9)	W	-	2.0	3	3	3	3	1	1	3.00	58
3/2	*CINCINNATI (W, 9-5)	-	-	3.0	5	4	3	0	4	1	4.50	59
3/6	UT MARTIN (W, 2-0)	-	-	2.1	0	0	0	0	5	0	3.77	31
3/9	*UTSA (W, 8-3)	W	-	4.2	5	0	0	0	5	0	2.84	70
3/17	*#21 TENNESSEE (W, 5-3)	-	-	3.0	3	2	1	1	1	0	2.86	46
3/23	*at #4 Mississippi State (L, 2-15)	L	-	0.2	5	5	4	2	1	0	4.37	35
3/24	at #4 Mississippi State (L, 15-20)	-	-	0.1	2	3	3	1	0	1	5.48	9
3/30	*at South Carolina (W, 7-5)	-	-	1.0	4	3	3	2	1	0	6.38	43
4/5	#9 ARKANSAS (W, 6-3)	-	-	0.2	1	0	0	0	1	0	6.20	8
4/5	#9 ARKANSAS (L, 6-9)	L	-	3.0	3	5	5	3	3	2	7.16	78
4/9	JACKSONVILLE STATE (L, 6-11)	-	-	0.0	0	0	0	2	0	0	7.16	10
4/16	*at #16 Georgia Tech (L, 6-11)	-	-	2.1	1	1	1	4	3	0	6.82	53
4/23	at Jacksonville State (W, 14-2)	-	-	1.0	0	0	0	1	0	0	6.61	17
4/25	at #4 Vanderbilt (L, 6-12)	-	-	1.1	3	2	2	3	1	0	6.89	43
5/7	*UAB (L, 4-6)	L	-	2.1	5	4	4	0	3	0	7.46	48

**2020 - SOPHOMORE YEAR**

Date	Opp (Res.)	DEC	QS	IP	H	R	ER	BBSO	HR	ERA	NP	
2/15	ILLINOIS-CHICAGO (W, 7-3)	-	-	1.0	0	0	0	0	2	0	0.00	16
2/19	OAKLAND (W, 17-1)	-	-	2.0	2	0	0	0	2	0	0.00	28
2/22	UCF (L, 3-7)	-	-	1.1	1	0	0	0	2	0	0.00	20
2/25	ALABAMA A&M (W, 10-0)	-	-	1.0	0	0	0	0	2	0	0.00	11
2/28	WRIGHT STATE (W, 7-2)	-	-	1.0	0	0	0	1	1	0	0.00	14
3/8	CHICAGO STATE (W, 9-0)	-	-	1.0	0	0	0	1	2	0	0.00	16
3/10	GEORGIA TECH (L, 2-6)	-	-	1.2	2	1	1	1	1	0	1.00	37

**SEB THOMAS' CAREER APPEARANCES**

**2020 - FRESHMAN YEAR**

Date	Opp (Res.)	DEC	QS	IP	H	R	ER	BB	SO	HR	ERA	NP
2/15	ILLINOIS-CHICAGO (W, 18-1)	-	-	1.0	0	0	0	1	1	0	0.00	14
2/19	OAKLAND (W, 17-1)	-	-	1.0	0	0	0	0	0	0	0.00	6
2/22	UCF (L, 3-7)	-	-	0.2	2	1	1	0	2	0	3.38	11
2/25	ALABAMA A&M (W, 10-0)	-	-	1.0	0	0	0	0	2	0	2.45	10
2/29	WRIGHT STATE (W, 20-6)	-	-	1.0	0	0	0	0	1	0	1.93	12
3/7	CHICAGO STATE (W, 16-2)	-	-	1.0	0	0	0	0	0	0	1.59	9
3/11	WOFFORD (L, 3-4)	-	-	2.0	2	0	0	3	0	0	1.17	49

**SUPERLATIVES AND MISCELLANEOUS NOTES**

STARTS BY POSITION	2021 AUBURN & OPPONENT HIGHS			STARTS BY ORDER
<b>STARTING PITCHER</b>	<b>TEAM BATTING</b>	<b>AUBURN</b>	<b>OPPONENT</b>	<b>LEADOFF</b>
	Runs in a game	--	--	
	Runs in an inning	--	--	
<b>CATCHER</b>	Most Hits in a game	--	--	<b>2ND SPOT</b>
	Fewest Hits in a game	--	--	
	Hits in an inning	--	--	
<b>FIRST BASE</b>	2B in a game	--	--	<b>3RD SPOT</b>
	3B in a game	--	--	
	HR in a game	--	--	
<b>SECOND BASE</b>	SB in a game	--	--	<b>CLEANUP</b>
	LOB in a game	--	--	
<b>THIRD BASE</b>	K in a game	--	--	<b>5TH SPOT</b>
	BB in a game	--	--	
<b>SHORTSTOP</b>	<b>TEAM PITCHING</b>	<b>AUBURN</b>	<b>OPPONENT</b>	<b>6TH SPOT</b>
	K in a game	--	--	
	BB in a game	--	--	
<b>LEFT FIELD</b>	Pitchers used	--	--	<b>7TH SPOT</b>
	Total Quality Starts	--	--	
<b>CENTER FIELD</b>	<b>TEAM FIELDING</b>	<b>AUBURN</b>	<b>OPPONENT</b>	<b>8TH SPOT</b>
	Errors in a game	--	--	
	DP turned in a game	--	--	
<b>RIGHT FIELD</b>				<b>9TH SPOT</b>
<b>DESIGNATED HITTER</b>	<b>IND. BATTING</b>	<b>AUBURN</b>	<b>OPPONENT</b>	
	Hits in a game	--	--	
	Runs in a game	--	--	
	2B in a game	--	--	
	3B in a game	--	--	
	HR in a game	--	--	
	RBI in a game	--	--	
	XBH in a game	--	--	
	SB in a game	--	--	
	BB in a game	--	--	
	HBP in a game	--	--	
	K in a game	--	--	
	Hitting Streak	--	--	
	Consec. G w/HR	--	--	
	<b>IND. PITCHING</b>	<b>AUBURN</b>		
	K by a starter	--	--	
	K by a reliever	--	--	
	BB by a starter	--	--	
	BB by a reliever	--	--	
	IP by a starter	--	--	
	IP by a reliever	--	--	
	<b>MISCELLANEOUS</b>	<b>AUBURN</b>		
	Biggest comeback win	--		
	Biggest blown lead loss	--		
	Largest margin of victory	--		
	Largest margin of defeat	--		
	Longest game, Time	--		
	Longest game, Time (9 inn)	--		
	Shortest game, Time (9 inn)	--		
	Longest game, Innings	--		
	Largest crowd, Home	--		
	Largest crowd, Road	--		
	Largest crowd, Neutral	--		





**HITTING NOTES**

**2021 MULTI-HIT GAMES**

2	3	4	5+	Total
2	3	4	5+	Total

**CAREER MULTI-HIT GAMES**

	2	3	4	5+	Total
Steven Williams	24	8	4	-	36
Ryan Bliss	24	6	1	-	31
Judd Ward	20	8	2	-	30
Rankin Woley	21	6	1	-	28
Kason Howell	16	3	-	-	19
Brody Moore	6	2	-	-	8
Garrett Farquhar	3	-	-	-	3
Johnny Ceccoli	1	-	-	-	1
J.S. Shenker	1	-	-	-	1

**2021 MULTI-RBI GAMES**

2	3	4	5+	Total
2	3	4	5+	Total

**CAREER MULTI-RBI GAMES**

	2	3	4	5+	Total
Steven Williams	14	9	2	2	27
Rankin Woley	13	5	2	-	20
Ryan Bliss	9	2	4	-	15
Judd Ward	8	3	1	1	13
Kason Howell	1	2	-	-	3
Brody Moore	3	-	-	-	3
Johnny Ceccoli	2	-	-	-	2
Garrett Farquhar	1	-	1	-	2
J.S. Shenker	2	-	-	-	2
Tyler Miller	1	-	-	-	1

**CAREER STARTS**

	Career	Consec.
Steven Williams	141	5
Judd Ward	106	71
Ryan Bliss	84	84
Rankin Woley	82	37
Kason Howell	73	8
Brody Moore	18	11
Garrett Farquhar	10	-
Tyler Miller	9	-
Brayton Brown	7	-
J.S. Shenker	6	-
Nate LaRue	3	1
Johnny Ceccoli	2	-

**TEAM NOTES**

Auburn Overall SEC Rankings			Auburn SEC-Only Rankings		
Category	Rank	No.	Category	Rank	No.
Avg.	--	--	Avg.	--	--
Hits	--	--	Hits	--	--
2B	--	--	2B	--	--
HR	--	--	HR	--	--
BB	--	--	BB	--	--

**2021 AUBURN HOME RUNS**

No.	Player (#)	Opponent (Date)	On Outs Inn.	Pitcher

**AUBURN CAREER HOME RUN BREAKDOWN**

	1R	2R	3R	GS	Career	Home	Road	Last
Bliss	4	--	1	--	5	3	2	2/29/20
Brown	1	--	--	--	1	1	--	2/25/20
Ceccoli	1	--	--	--	1	1	--	2/19/20
Ward	3	1	3	0	7	4	3	2/26/20
Williams	7	7	8	1	23	12	11	3/7/20
Woley	3	1	1	--	5	2	3	3/7/20

**HITTING STREAKS**

	Current	'20	Career
Rankin Woley	1	10	10
Ryan Bliss	1	8	10
Brody Moore	-	8	8
Kason Howell	6	6	6
Judd Ward	3	5	7
Tyler Miller	2	4	4
J.S. Shenker	4	4	4
Steven Williams	-	4	6
Brayton Brown	1	3	3
Garrett Farquhar	-	3	3
Johnny Ceccoli	-	2	2
Nate LaRue	1	2	2

**REACHED BASE STREAKS**

	Current	'20	Career
Rankin Woley	12	12	17
Steven Williams	1	11	25
Ryan Bliss	10	10	10
Brody Moore	-	10	10
J.S. Shenker	10	10	10
Judd Ward	3	10	18
Kason Howell	9	9	17
Brayton Brown	3	4	4
Garrett Farquhar	3	4	4
Tyler Miller	2	4	4
Johnny Ceccoli	-	3	3
Nate LaRue	1	2	2

**BUNT HITS**

Player	No.
TOTAL	0

**SAC BUNTS**

Player	No.
TOTAL	0

**SAC FLIES**

Player	No.
TOTAL	0

**OUTFIELD ASSISTS**

Player	No.
TOTAL	0

**PINCH HITS**

Player	No.
TOTAL	0

**AUBURN 2020 GAME-BY-GAME STARTING LINEUPS**

DATE	OPP	1	2	3	4	5	6	7	8	9	SP
2/19	Presbyterian										
2/20	Presbyterian										
2/21	Presbyterian										
2/23	Alabama A&M										
2/24	Alabama A&M										
2/26	vs. Oklahoma										
2/27	vs. Baylor										
2/28	vs. Texas A&M										
3/2	Jacksonville State										
3/5	Xavier										
3/6	Xavier (Game 1)										
3/6	Xavier (Game 2)										
3/7	Xavier										
3/9	at UAB										
3/12	Little Rock										
3/13	Little Rock										
3/14	Little Rock										
3/16	Lipscomb										
3/19	at Ole Miss*										
3/20	at Ole Miss*										
3/21	at Ole Miss*										
3/23	vs. South Alabama										
3/26	Kentucky*										
3/27	Kentucky*										
3/28	Kentucky*										
4/1	at Arkansas*										
4/2	at Arkansas*										
4/3	at Arkansas*										
4/6	Kennesaw State										
4/9	Mississippi State*										
4/10	Mississippi State*										
4/11	Mississippi State*										
4/13	at Georgia Tech										
4/16	at Alabama*										
4/17	at Alabama*										
4/18	at Alabama*										
4/20	Samford										
4/23	Florida*										
4/24	Florida*										
4/25	Florida*										
4/30	at Georgia*										
5/1	at Georgia*										
5/2	at Georgia*										
5/4	UAB										
5/7	LSU*										
5/8	LSU*										
5/9	LSU*										
5/11	at Samford										
5/14	Texas A&M*										
5/15	Texas A&M*										
5/16	Texas A&M*										
5/18	North Alabama										
5/20	at Missouri*										
5/21	at Missouri*										
5/22	at Missouri*										

\* - SEC Game

**AUBURN 2020 GAME-BY-GAME STARTERS**

<b>DATE</b>	<b>OPP</b>	<b>SP</b>	<b>C</b>	<b>1B</b>	<b>2B</b>	<b>3B</b>	<b>SS</b>	<b>LF</b>	<b>CF</b>	<b>RF</b>	<b>DH</b>
2/19	Presbyterian										
2/20	Presbyterian										
2/21	Presbyterian										
2/23	Alabama A&M										
2/24	Alabama A&M										
2/26	vs. Oklahoma										
2/27	vs. Baylor										
2/28	vs. Texas A&M										
3/2	Jacksonville State										
3/5	Xavier										
3/6	Xavier (Game 1)										
3/6	Xavier (Game 2)										
3/7	Xavier										
3/9	at UAB										
3/12	Little Rock										
3/13	Little Rock										
3/14	Little Rock										
3/16	Lipscomb										
3/19	at Ole Miss*										
3/20	at Ole Miss*										
3/21	at Ole Miss*										
3/23	vs. South Alabama										
3/26	Kentucky*										
3/27	Kentucky*										
3/28	Kentucky*										
4/1	at Arkansas*										
4/2	at Arkansas*										
4/3	at Arkansas*										
4/6	Kennesaw State										
4/9	Mississippi State*										
4/10	Mississippi State*										
4/11	Mississippi State*										
4/13	at Georgia Tech										
4/16	at Alabama*										
4/17	at Alabama*										
4/18	at Alabama*										
4/20	Samford										
4/23	Florida*										
4/24	Florida*										
4/25	Florida*										
4/30	at Georgia*										
5/1	at Georgia*										
5/2	at Georgia*										
5/4	UAB										
5/7	LSU*										
5/8	LSU*										
5/9	LSU*										
5/11	at Samford										
5/14	Texas A&M*										
5/15	Texas A&M*										
5/16	Texas A&M*										
5/18	North Alabama										
5/20	at Missouri*										
5/21	at Missouri*										
5/22	at Missouri*										

\* - SEC Game



**OVERALL STATS**



**2020 Auburn Baseball  
Overall Statistics for Auburn (as of Mar 11, 2020)  
(All games Sorted by Batting avg)**



Record: 13-5 Home: 13-5 Away: 0-0 SEC: 0-0

Player	avg	gp-gs	ab	r	h	2b	3b	hr	rbi	tb	slg%	bb	hp	so	gdp	ob%	sf	sh	sb-att	po	a	e	fld%	
4 Woley, Rankin	.412	18-18	68	13	28	8	0	2	22	42	.618	8	2	14	0	.487	0	0	0-0	6	33	4	.907	
6 Scheffler, Matt	.412	16-16	51	18	21	4	0	1	14	28	.549	8	4	4	0	.516	1	1	1-1	159	15	2	.989	
9 Bliss, Ryan	.377	18-18	77	21	29	7	2	2	17	46	.597	5	1	5	0	.412	2	0	5-7	27	31	0	1.000	
5 Howell, Kason	.359	11-10	39	8	14	7	0	0	6	21	.538	3	1	6	0	.419	0	0	0-0	15	0	0	1.000	
19 Moore, Brody	.339	17-14	56	11	19	1	1	0	9	22	.393	7	1	7	1	.415	1	0	5-5	31	19	0	1.000	
24 Davis, Conor	.339	18-18	59	17	20	6	0	3	14	35	.593	13	1	9	1	.442	4	0	0-1	125	7	0	1.000	
1 Ward, Judd	.315	18-18	73	16	23	6	1	2	17	37	.507	8	0	17	0	.365	4	3	2-3	16	0	0	1.000	
41 Williams, Steven	.275	13-12	40	7	11	4	0	2	12	21	.525	9	0	10	0	.400	1	0	0-0	6	0	0	1.000	
3 Brown, Brayton	.267	14-7	30	6	8	2	0	1	4	13	.433	5	1	10	1	.389	0	0	0-0	6	2	0	1.000	
47 Farquhar, Garrett	.263	13-10	38	15	10	2	0	0	10	12	.316	10	2	5	2	.440	0	1	1-1	17	19	3	.923	
10 Miller, Tyler	.229	12-9	35	9	8	0	1	0	5	10	.286	6	0	7	0	.333	1	0	0-0	5	1	0	1.000	
-----																								
34 Shenker, John Sam	.318	11-6	22	5	7	1	0	0	6	8	.364	6	3	8	0	.516	0	0	0-0	6	0	0	1.000	
13 Greer, Mason	.300	7-0	10	2	3	2	0	0	4	5	.500	1	0	0	0	.364	0	0	0-0	2	1	1	.750	
28 LaRue, Nate	.294	8-3	17	6	5	1	0	0	2	6	.353	2	0	1	0	.350	1	0	0-0	44	5	1	.980	
25 Ceccoli, Johnny	.231	8-2	13	3	3	0	0	1	4	6	.462	2	0	5	0	.333	0	0	0-0	0	0	0	.000	
16 Turner, Austin	.125	10-1	8	1	1	0	0	0	1	1	.125	1	0	4	0	.222	0	0	0-0	7	0	0	1.000	
11 Hall, Chase	.000	3-0	0	0	0	0	0	0	1	0	.000	1	0	0	0	.500	1	0	0-0	3	0	0	1.000	
Totals	.330	18	636	158	210	51	5	14	148	313	.492	95	16	112	5	.421	16	5	14-18	480	149	11	.983	
Opponents	.224	18	567	56	127	27	1	9	50	183	.323	63	8	209	9	.307	7	6	12-20	444	136	25	.959	

LOB - Team (166), Opp (117). DPs turned - Team (12), Opp (8). CI - Team (2), Scheffler, M 2. IBB - Team (2), Davis, Co. 1, Bliss, R. 1, Opp (1). Picked off - Williams, S. 1.

**(All games Sorted by Earned run avg)**

Player	era	w-l	app	gs	cg	sho	sv	ip	h	r	er	bb	so	2b	3b	hr	b/avg	wp	hp	bk	sfa	sha		
20 Greenhill, Cody	0.00	0-0	4	0	0	0/1	2	12.2	5	0	0	1	17	0	0	0	.122	0	1	0	0	0		
8 Horn, Bailey	2.08	3-1	4	4	0	0/3	0	17.1	17	4	4	5	27	3	0	1	.266	0	1	0	0	1		
32 Burns, Tanner	2.42	3-1	4	4	0	0/1	0	22.1	15	8	6	7	32	5	0	2	.188	2	0	0	0	0		
43 Fitts, Richard	2.77	1-0	6	1	0	0/2	0	13.0	9	4	4	5	16	2	0	1	.200	1	1	1	1	0		
44 Owen, Jack	3.43	3-1	4	4	0	0/0	0	21.0	17	10	8	5	25	5	0	3	.215	1	0	0	1	1		
-----																								
22 Wade, Garrett	0.00	0-0	4	0	0	0/1	0	4.0	1	0	0	4	5	0	0	0	.100	0	0	0	0	0		
29 Skipper, Carson	1.00	0-0	7	0	0	0/2	0	9.0	5	1	1	3	12	2	0	0	.167	1	0	0	0	0		
27 Thomas, Seb	1.17	0-0	7	0	0	0/1	0	7.2	4	1	1	4	6	2	0	0	.160	0	0	0	0	0		
37 Watson, Ryan	1.23	0-0	5	0	0	0/0	0	7.1	4	1	1	1	7	1	0	0	.160	2	1	0	1	0		
40 Burkhalter, Blake	2.08	0-0	4	0	0	0/1	0	4.1	6	1	1	3	3	0	0	0	.462	0	0	0	1	1		
14 Fuller, Brooks	2.25	1-1	3	2	0	0/2	0	8.0	11	3	2	1	7	1	0	0	.333	1	1	0	0	0		
46 Reynolds, Jackson	3.00	0-0	3	0	0	0/0	0	3.0	3	1	1	2	3	0	0	0	.273	1	1	0	0	0		
18 Barnett, Mason	3.52	0-0	6	0	0	0/3	0	7.2	5	4	3	3	16	1	1	0	.192	1	1	0	1	0		
26 Mullins, Hayden	3.68	1-0	5	0	0	0/2	0	7.1	4	3	3	6	10	0	0	1	.174	1	0	0	1	1		
21 Bright, Trace	8.38	1-1	3	3	0	0/0	0	9.2	10	9	9	7	12	3	0	1	.278	2	1	0	0	2		
38 Baker, Drew	9.53	0-0	6	0	0	0/0	0	5.2	11	6	6	6	11	2	0	0	.423	4	0	0	1	0		
Totals	2.81	13-5	18	18	0	5/5	2	160.0	127	56	50	63	209	27	1	9	.224	17	8	1	7	6		
Opponents	7.72	5-13	18	18	0	0/0	3	148.0	210	158	127	95	112	51	5	14	.330	29	16	4	16	5		

PB - Team (5), Scheffler, M 5, Opp (2). Pickoffs - Team (7), Scheffler, M 3, Owen, J. 1, Burkhalter 1, Bright, T. 1, Fitts, R. 1, Opp (1). SBA/ATT - Scheffler, M (6-9), LaRue, N. (6-9), Bright, T. (4-5), Burns, T. (2-3), Thomas, S. (1-2), Fitts, R. (1-2), Reynolds, J. (0-1), Horn, B. (0-1), Greenhill, C (1-1), Fuller, B. (1-1), Watson, R. (1-1), Baker, D. (0-1), Burkhalter (1-1), Mullins, H. (0-1).

**GAMES SUMMARY**



**2020 Auburn Baseball  
Games Summary for Auburn (as of Mar 11, 2020)  
(All games)**



Score by innings	1	2	3	4	5	6	7	8	9	Total
Auburn	16	18	20	35	7	20	20	20	2	158
Opponents	5	3	12	7	9	10	5	0	5	56

**Record when ...**

Overall	13-5	After 6 leading	13-0
Conference	0-0	..... trailing	0-5
Non-Conference	13-5	..... tied	0-0
Home games	13-5	After 7 leading	12-0
Away games	0-0	..... trailing	0-5
Neutral site	0-0	..... tied	0-0
Day games	12-3	After 8 leading	12-0
Night games	1-2	..... trailing	0-5
vs Left starter	4-2	..... tied	0-0
vs Right starter	9-3		
1-Run games	0-1	Hit 0 home runs	5-4
2-Run games	1-1	... 1 home run	3-1
5+Run games	11-1	... 2+ home runs	5-0
Extra innings	0-0		
Shutouts	5-0	Opponent 0 home runs	9-1
		..... 1 home run	4-3
Scoring 0-2 runs	0-3	..... 2+ HRs	0-1
..... 3-5 runs	1-2		
..... 6-9 runs	5-0	Made 0 errors	8-2
..... 10+ runs	7-0	.... 1 error	4-2
		.... 2+ errors	1-1
Opponent 0-2 runs	9-0		
..... 3-5 runs	2-2	Opp. made 0 errors	4-3
..... 6-9 runs	2-2	..... 1 error	1-1
..... 10+ runs	0-1	..... 2+ errors	8-1
Scored in 1st inning	7-0	Out-hit opponent	13-1
Opp. scored in 1st	1-2	Out-hit by opponent	0-3
Scores first	11-2	Hits are tied	0-1
Opp. scores first	2-3		

**Record when team scores:**

Runs	0	1	2	3	4	5	6	7	8	9	10+
W-L	0-0	0-1	0-2	0-2	0-0	1-0	2-0	2-0	0-0	1-0	7-0

**Record when opponent scores:**

Runs	0	1	2	3	4	5	6	7	8	9	10+
W-L	5-0	2-0	2-0	2-1	0-1	0-0	2-1	0-1	0-0	0-0	0-1

**Record when leading after:**

Inn.	1	2	3	4	5	6	7	8
W-L	6-0	9-1	12-2	13-0	12-0	13-0	12-0	12-0

**Record when trailing after:**

Inn.	1	2	3	4	5	6	7	8
W-L	1-2	1-2	0-3	0-5	0-5	0-5	0-5	0-5

**Record when tied after:**

Inn.	1	2	3	4	5	6	7	8
W-L	6-3	3-2	1-0	0-0	1-0	0-0	0-0	0-0

Current losing streak: 2  
 Longest winning streak: 8  
 Longest losing streak: 3

Home attendance : 55173 ( 18 dates avg = 3065 )  
 Away attendance : 0 ( 0 dates avg = 0 )  
 Total attendance: 55173 ( 18 dates avg = 3065 )

# TV/RADIO ROSTER




1 JUDD WARD



2 JOSH HALL



3 BRAYTON BROWN



4 RANKIN WOLEY



5 KASON HOWELL



6 BOBBY PEIRCE



7 COLE FOSTER



8 BRYSON WARE



9 RYAN BLISS



10 TYLER MILLER



11 KADE SNELL



12 CARTER FREDERICK



13 BEN SCHORR




14 BROOKS FULLER



16 CAM HILL



17 RYAN DYAL



18 MASON BARNETT



19 BRODY MOORE



20 CODY GREENHILL



21 TRACE BRIGHT



22 GARRETT WADE




23 PEYTON GLAVINE



24 PEYTON SYBRANDT



25 JOHNNY CECCOLI



26 HAYDEN MULLINS



27 SEB THOMAS



28 NATE LARUE



29 CARSON SKIPPER



32 CARSON SWILLING



33 WILL MORRISON



34 JOHN SAMUEL SHENKER



36 JACK SOKOL



40 BLAKE BURKHALTER




41 STEVEN WILLIAMS



43 RICHARD FITTS



44 JACK OWEN



45 JOSEPH GONZALEZ



47 GARRETT FARQUHAR



30 BUTCH THOMPSON



35 KARL NONEMAKER



39 GABE GROSS



15 TIM HUDSON