



2021-22 AUBURN MEN'S BASKETBALL

SCHEDULE/RESULTS

Overall: 28-5 • Home: 16-0 • Away: 8-3 • Neutral: 4-2
SEC: 15-3 • Home: 9-0 • Away: 6-3

DATE	OPPONENT	TIME (CT)/RESULT
Nov. 5	SOUTHERN INDIANA (EXH.)	W, 68-54
Nov. 9	MOREHEAD STATE (SEC Network+)	W, 77-54
Nov. 12	ULM (SEC Network+)	W, 93-65
Nov. 19	at USF (ESPN+)	W, 58-52
Nov. 24	! vs. #22/21 UConn (ESPN)	L, 109-115 (2OT)
Nov. 25	! vs. Loyola Chicago (ESPN2)	W, 62-53
Nov. 26	! vs. Syracuse (ESPN2)	W, 89-68
Dec. 1	UCF (SEC Network+)	W, 85-68
Dec. 4	YALE (ESPNU)	W, 86-64
Dec. 11	% Nebraska (ESPN2)	W, 99-68
Dec. 14	NORTH ALABAMA (SEC Network)	W, 70-44
Dec. 18	at Saint Louis (CBS Sports Network)	W, 74-70
Dec. 22	MURRAY STATE (SEC Network)	W, 71-58
Dec. 29	* #16/16 LSU (ESPN2)	W, 70-55
Jan. 4	* at South Carolina (SEC Network)	W, 81-66
Jan. 8	* FLORIDA (ESPN2)	W, 85-73
Jan. 11	* at #24/25 Alabama (ESPN)	W, 81-77
Jan. 15	* at Ole Miss (SEC Network)	W, 80-71
Jan. 19	* GEORGIA (ESPNU)	W, 83-60
Jan. 22	* #12/12 KENTUCKY (CBS)	W, 80-71
Jan. 25	* at Missouri (SEC Network)	W, 55-54
Jan. 29	\$ OKLAHOMA (ESPN)	W, 86-68
Feb. 1	* ALABAMA (ESPN)	W, 100-81
Feb. 5	* at Georgia (SEC Network)	W, 74-72
Feb. 8	* at Arkansas (ESPN2)	L, 76-80 (OT)
Feb. 12	* TEXAS A&M (ESPN)	W, 75-58
Feb. 16	* VANDERBILT (SEC Network)	W, 94-80
Feb. 19	* at Florida (ESPN)	L, 62-63
Feb. 23	* OLE MISS (SEC Network)	W, 77-64
Feb. 26	* at #17/17 Tennessee (ESPN)	L, 62-67
Mar. 2	* at Mississippi State (SEC Network)	W, 81-68 (OT)
Mar. 5	* SOUTH CAROLINA (SEC Network)	W, 82-71
Mar. 11	+ vs. Texas A&M (ESPN)	L, 62-67
Mar. 18	# Jacksonville State (truTV)	W, 80-61
Mar. 20	# Miami, Fla. (truTV)	5:45 p.m.

- ! - Battle 4 Atlantis (Paradise Island, Bahamas)
- % - Holiday Hoopsgiving (Atlanta, Ga.)
- \$ - Big 12/SEC Challenge (Auburn, Ala.)
- + - SEC Tournament (Tampa, Fla.)
- # - NCAA Midwest Regional (Greenville, S.C.)
- * - Southeastern Conference Game



GAME 34 NOTES



#8/7 Auburn Tigers (28-5, 15-3 SEC)

2 Seed

Head Coach: Bruce Pearl, 27th Season (614-242), 8th Season at Auburn (152-97)



Miami Hurricanes (24-10, 14-6 ACC)

10 Seed

Head Coach: Jim Larrañaga 38th Season (694-474), 11th season at Miami (224-140)

Date/Time _____ March 20, 2022, 5:45 p.m. CT
 Site/Venue _____ Greenville, S.C./
 _____ Bon Secours Wellness Arena (15,951)
 TV _____ truTV
 Play by Play _____ Jim Nantz
 Analyst _____ Bill Raftery
 Analyst _____ Grant Hill
 Reporter _____ Tracy Wolfson
 Auburn Radio _____ Auburn Sports Network/93.9 FM/TuneIn
 Pxp _____ Andy Burcham
 Analyst _____ Sonny Smith

Series History

Overall	Tied, 1-1
at Auburn, Ala.	AU, 1-0
at Miami, Fla.	Never Met
Neutral Site	UM, 1-0
Last Meeting	W, 60-58
Mar. 14, 2001 in Auburn (NIT)	
Streak	Auburn, W1

» Auburn is the 2-seed in the Midwest region and will play 10th-seeded Miami on Sunday in Bon Secours Wellness Arena in Greenville, S.C. at approx. 5: 45 a.m. CT on truTV. The winner will advance to the Sweet 16 in Chicago to face either No. 3 Wisconsin (25-7) or No. 11 Iowa State (21-12) on Friday, March 25.

» The Tigers are making their 11th NCAA Tournament appearance in program history and third in the last five years. The Tigers were slated to make the NCAA Tournament in 2020, however, the tournament was cancelled due to the COVID-19 pandemic.

» Auburn is 18-10 all-time in NCAA Tournament play. The No. 2 seed is the second-highest seed ever (No. 1 in 1999). A win over Miami would secure the program's sixth Sweet 16 appearance and second in as many trips for the Tigers in The Dance (Final Four in 2019).

» Auburn has won at least one game in each of its last 10 trips to the tournament, losing its opening game in 1984 to Richmond. The Tigers are third in the nation with nine straight NCAA Tournament opening round victories, trailing only Kansas (14) and Gonzaga (13) as programs with the most consecutive NCAA Tournament appearances with at least one win.

» Freshman Jabari Smith scored the most points ever by an Auburn freshman in the NCAA Tournament with a game-high 20 points with a career-high 14 rebounds in Friday's win over Jacksonville State. Smith added four assists and capped his day with a thunderous highlight-reel dunk. His 14 rebounds were also the most by an AU freshman in NCAA Tournament history.

» In the Tigers' first round win over Jacksonville State, they set a program NCAA Tournament record with 10 blocks, and equalled their postseason bests with 23 team assists and a +18 rebounding margin. Four Tigers were in double figures and Walker Kessler was a block away from his third triple double of the season after scoring 13 points with 10 rebounds and nine blocks.

» SEC Coach of the Year Bruce Pearl has compiled a 33-19 (.635) record in NCAA Tournament play, including a 6-2 mark at Auburn. He was 16-8 at Southern Indiana, 3-3 at Wisconsin-Milwaukee, and 8-6 at Tennessee.

» Auburn won its fourth SEC Regular Season Championship in school history and second under Pearl after finishing 15-3 in league play to win the title outright for the first time since 1999. The Tigers other regular season titles came in 1960 and in 2018, Pearl's first at AU.

» Under Pearl, the Tigers have won an SEC crown three of five years, winning the regular season title in 2018 and 2022, with an SEC Tournament title in 2019.

PROBABLE AUBURN STARTERS (BASED ON LAST GAME)

Pos.	No.	Name	Ht.	Wt.	Cl.	Hometown (Last School)	PPG	RPG	APG	Blk	Stl	FG%	FT%
G	0	K.D. Johnson	6-0	204	So.	Atlanta, Ga. (Georgia)	12.3	2.8	1.6	0.0	1.9	.385	.720
G	12	Zep Jasper	6-0	185	Sr.	Augusta, Ga. (College of Charleston)	5.1	1.3	2.2	0.1	0.7	.355	.800
G	22	Allen Flanigan	6-6	220	Jr.	Little Rock, Ark. (Parkview Magnet HS)	6.4	3.3	1.3	0.1	0.7	.402	.640
F	10	Jabari Smith	6-10	220	Fr.	Fayetteville, Ga. (Sandy Creek HS)	17.2	7.2	1.9	1.0	1.1	.438	.810
F/C	13	Walker Kessler	7-1	255	So.	Newnan, Ga. (North Carolina)	11.7	8.2	0.9	4.6	1.1	.622	.586
G	1	Wendell Green Jr.	5-11	175	So.	Detroit, Mich. (Eastern Kentucky)	12.0	3.7	5.1	0.0	1.5	.368	.841
G	35	Devan Cambridge	6-6	210	Jr.	Nashville, Tenn. (Hillcrest Prep [Ariz.])	5.3	3.6	0.7	0.3	0.6	.398	.676
F	2	Jaylin Williams	6-8	230	Jr.	Nahunta, Ga. (Brantley County HS)	5.4	2.6	0.8	0.5	0.3	.469	.818
C	44	Dylan Cardwell	6-11	256	So.	Augusta, Ga. (McEachern HS)	3.1	3.1	0.5	1.2	0.5	.690	.400
G	24	Lior Berman	6-4	215	Jr.	Birmingham, Ala. (Mountain Brook HS)	2.1	0.7	0.3	0.1	0.3	.400	.000
F	5	Chris Moore	6-6	250	So.	West Memphis, Ark. (West Memphis HS)	1.8	1.5	0.3	0.2	0.3	.432	.667

TV/RADIO CHART

(probable starters in orange)

	0	K.D. JOHNSON	<table border="1"> <thead> <tr> <th></th> <th>GP-GS</th> <th>PPG</th> <th>RPG</th> <th>APG</th> <th>FG%</th> <th>FT%</th> </tr> </thead> <tbody> <tr> <td>2021-22</td> <td>33-30</td> <td>12.3</td> <td>2.8</td> <td>1.6</td> <td>.385</td> <td>.720</td> </tr> <tr> <td>Career</td> <td>49-30</td> <td>12.7</td> <td>2.8</td> <td>1.5</td> <td>.397</td> <td>.679</td> </tr> </tbody> </table>		GP-GS	PPG	RPG	APG	FG%	FT%	2021-22	33-30	12.3	2.8	1.6	.385	.720	Career	49-30	12.7	2.8	1.5	.397	.679	<p>SO » G » 6-0 » 204 » Atlanta, Ga. » Georgia</p> <ul style="list-style-type: none"> Auburn's second leading scorer (12.3 ppg) and first in steals (1.9 spg) Auburn's 14-3 when gets to FT line 5 or more times (15.0 ppg) Since Jan. 1, averaging 14.8 ppg in games (5) after single-digit scoring 	<p>Career-Highs</p> <p>Pts _____ 27</p> <p>Reb _____ 8</p> <p>Ast _____ 6</p> <p>Stl _____ 5 (2x)</p> <p>Min _____ 37</p>
	GP-GS	PPG	RPG	APG	FG%	FT%																				
2021-22	33-30	12.3	2.8	1.6	.385	.720																				
Career	49-30	12.7	2.8	1.5	.397	.679																				
	1	WENDELL GREEN JR.	<table border="1"> <thead> <tr> <th></th> <th>GP-GS</th> <th>PPG</th> <th>RPG</th> <th>APG</th> <th>FG%</th> <th>FT%</th> </tr> </thead> <tbody> <tr> <td>2021-22</td> <td>33-5</td> <td>12.0</td> <td>3.7</td> <td>5.1</td> <td>.368</td> <td>.841</td> </tr> <tr> <td>Career</td> <td>62-30</td> <td>13.8</td> <td>3.6</td> <td>5.1</td> <td>.383</td> <td>.799</td> </tr> </tbody> </table>		GP-GS	PPG	RPG	APG	FG%	FT%	2021-22	33-5	12.0	3.7	5.1	.368	.841	Career	62-30	13.8	3.6	5.1	.383	.799	<p>SO » G » 5-11 » 175 » Detroit, Mich. » Eastern Kentucky</p> <ul style="list-style-type: none"> Third in SEC in assists (5.1 apg) and second in SEC games only (5.4 apg) No. 1 nationally w/150 bench assist & No. 8 nationally w/324 bench point Last 3 games: 8.0 ppg, 2.3 rpg, 5.3 apg, 7-of-14 from 3-pt line 	<p>Career-Highs</p> <p>Pts _____ 30</p> <p>Reb _____ 10</p> <p>Ast _____ 15</p> <p>Stl _____ 6</p> <p>Min _____ 39</p>
	GP-GS	PPG	RPG	APG	FG%	FT%																				
2021-22	33-5	12.0	3.7	5.1	.368	.841																				
Career	62-30	13.8	3.6	5.1	.383	.799																				
	2	JAYLIN WILLIAMS	<table border="1"> <thead> <tr> <th></th> <th>GP-GS</th> <th>PPG</th> <th>RPG</th> <th>BPG</th> <th>FG%</th> <th>FT%</th> </tr> </thead> <tbody> <tr> <td>2021-22</td> <td>32-0</td> <td>5.4</td> <td>2.6</td> <td>0.5</td> <td>.469</td> <td>.818</td> </tr> <tr> <td>Career</td> <td>73-27</td> <td>6.9</td> <td>3.2</td> <td>0.8</td> <td>.501</td> <td>.718</td> </tr> </tbody> </table>		GP-GS	PPG	RPG	BPG	FG%	FT%	2021-22	32-0	5.4	2.6	0.5	.469	.818	Career	73-27	6.9	3.2	0.8	.501	.718	<p>JR » F » 6-8 » 230 » Nahunta, Ga. » Brantley County HS</p> <ul style="list-style-type: none"> Started all 27 games last year and was one of team's go-to options offensively Season-high 14 points vs. Florida off bench • Hit 18 of last 19 FTs Eight points in just 7 min vs. Jacksonville State before mouth injury 	<p>Career-Highs</p> <p>Pts _____ 24</p> <p>Reb _____ 11</p> <p>Ast _____ 8</p> <p>Blk _____ 5</p> <p>Min _____ 37</p>
	GP-GS	PPG	RPG	BPG	FG%	FT%																				
2021-22	32-0	5.4	2.6	0.5	.469	.818																				
Career	73-27	6.9	3.2	0.8	.501	.718																				
	5	CHRIS MOORE	<table border="1"> <thead> <tr> <th></th> <th>GP-GS</th> <th>PPG</th> <th>RPG</th> <th>APG</th> <th>FG%</th> <th>FT%</th> </tr> </thead> <tbody> <tr> <td>2021-22</td> <td>24-0</td> <td>1.8</td> <td>1.5</td> <td>0.3</td> <td>.432</td> <td>.667</td> </tr> <tr> <td>Career</td> <td>49-0</td> <td>2.3</td> <td>1.8</td> <td>0.4</td> <td>.506</td> <td>.618</td> </tr> </tbody> </table>		GP-GS	PPG	RPG	APG	FG%	FT%	2021-22	24-0	1.8	1.5	0.3	.432	.667	Career	49-0	2.3	1.8	0.4	.506	.618	<p>SO » F » 6-6 » 230 » West Memphis, Ark. » West Memphis HS</p> <ul style="list-style-type: none"> Recorded a career-high 16 points off the bench against ULM on Nov. 12 Turned in five points, six rebounds and career-best two blocks vs. Yale Great finisher around the rim 	<p>Career-Highs</p> <p>Pts _____ 16</p> <p>Reb _____ 6</p> <p>Ast _____ 2 (3x)</p> <p>Blk _____ 2</p> <p>Min _____ 21</p>
	GP-GS	PPG	RPG	APG	FG%	FT%																				
2021-22	24-0	1.8	1.5	0.3	.432	.667																				
Career	49-0	2.3	1.8	0.4	.506	.618																				
	10	JABARI SMITH	<table border="1"> <thead> <tr> <th></th> <th>GP-GS</th> <th>PPG</th> <th>RPG</th> <th>APG</th> <th>FG%</th> <th>FT%</th> </tr> </thead> <tbody> <tr> <td>2021-22</td> <td>33-33</td> <td>17.2</td> <td>7.2</td> <td>1.9</td> <td>.438</td> <td>.810</td> </tr> <tr> <td>Career</td> <td>33-33</td> <td>17.2</td> <td>7.2</td> <td>1.9</td> <td>.438</td> <td>.810</td> </tr> </tbody> </table>		GP-GS	PPG	RPG	APG	FG%	FT%	2021-22	33-33	17.2	7.2	1.9	.438	.810	Career	33-33	17.2	7.2	1.9	.438	.810	<p>FR » F » 6-10 » 220 » Fayetteville, Ga. » Sandy Creek HS</p> <ul style="list-style-type: none"> SEC Freshman of the Year, First Team All-SEC, Naismith Semifinalist Hit a 3 in 28 consec. games • Fourth nationally in pts by frosh (566, 17.2) Last 8 games: 22.6 ppg, 8.6 rpg, 28-of-54 (.518) 3s, 48-of-58 (.828) FTs 	<p>Career-Highs</p> <p>Pts _____ 31</p> <p>Reb _____ 14</p> <p>Ast _____ 5</p> <p>Blk _____ 4</p> <p>Min _____ 39</p>
	GP-GS	PPG	RPG	APG	FG%	FT%																				
2021-22	33-33	17.2	7.2	1.9	.438	.810																				
Career	33-33	17.2	7.2	1.9	.438	.810																				
	12	ZEP JASPER	<table border="1"> <thead> <tr> <th></th> <th>GP-GS</th> <th>PPG</th> <th>RPG</th> <th>APG</th> <th>FG%</th> <th>FT%</th> </tr> </thead> <tbody> <tr> <td>2021-22</td> <td>31-31</td> <td>5.1</td> <td>1.3</td> <td>2.2</td> <td>.355</td> <td>.800</td> </tr> <tr> <td>Career</td> <td>114-94</td> <td>7.6</td> <td>2.1</td> <td>1.9</td> <td>.404</td> <td>.838</td> </tr> </tbody> </table>		GP-GS	PPG	RPG	APG	FG%	FT%	2021-22	31-31	5.1	1.3	2.2	.355	.800	Career	114-94	7.6	2.1	1.9	.404	.838	<p>SR » G » 6-0 » 185 » Augusta, Ga. » Col. of Charleston</p> <ul style="list-style-type: none"> Nickname "Honey Badger" for his on-ball defense 46 pts (7.7 ppg) in last 6 gms after 28 points (2.8 ppg) in previous 10 gms 24 turnovers in 719 minutes (1 TO/30.0 min) 	<p>Career-Highs</p> <p>Pts _____ 38</p> <p>Reb _____ 7 (2x)</p> <p>Ast _____ 6 (3x)</p> <p>Stl _____ 5</p> <p>Min _____ 42</p>
	GP-GS	PPG	RPG	APG	FG%	FT%																				
2021-22	31-31	5.1	1.3	2.2	.355	.800																				
Career	114-94	7.6	2.1	1.9	.404	.838																				
	13	WALKER KESSLER	<table border="1"> <thead> <tr> <th></th> <th>GP-GS</th> <th>PPG</th> <th>RPG</th> <th>BPG</th> <th>FG%</th> <th>FT%</th> </tr> </thead> <tbody> <tr> <td>2021-22</td> <td>33-33</td> <td>11.7</td> <td>8.2</td> <td>4.6</td> <td>.622</td> <td>.586</td> </tr> <tr> <td>Career</td> <td>62-33</td> <td>8.3</td> <td>5.9</td> <td>2.9</td> <td>.611</td> <td>.570</td> </tr> </tbody> </table>		GP-GS	PPG	RPG	BPG	FG%	FT%	2021-22	33-33	11.7	8.2	4.6	.622	.586	Career	62-33	8.3	5.9	2.9	.611	.570	<p>SO » F/C » 7-1 » 255 » Newnan, Ga. » North Carolina</p> <ul style="list-style-type: none"> Auburn's first-ever SEC Defensive Player of the Year; First Team All-SEC No. 1 nationally in blocks (4.6 bpg, 153), AU single-season record holder Last 6 games: 10.8 ppg, 8.3 rpg, 5.0 bpg, 51.2% FG 	<p>Career-Highs</p> <p>Pts _____ 22</p> <p>Reb _____ 19</p> <p>Ast _____ 4</p> <p>Blk _____ 12</p> <p>Min _____ 33</p>
	GP-GS	PPG	RPG	BPG	FG%	FT%																				
2021-22	33-33	11.7	8.2	4.6	.622	.586																				
Career	62-33	8.3	5.9	2.9	.611	.570																				
	14	PRESTON COOK	<table border="1"> <thead> <tr> <th></th> <th>GP-GS</th> <th>PPG</th> <th>RPG</th> <th>APG</th> <th>FG%</th> <th>FT%</th> </tr> </thead> <tbody> <tr> <td>2021-22</td> <td>18-0</td> <td>0.8</td> <td>0.2</td> <td>0.1</td> <td>.625</td> <td>.500</td> </tr> <tr> <td>Career</td> <td>37-0</td> <td>0.6</td> <td>0.4</td> <td>0.1</td> <td>.450</td> <td>.500</td> </tr> </tbody> </table>		GP-GS	PPG	RPG	APG	FG%	FT%	2021-22	18-0	0.8	0.2	0.1	.625	.500	Career	37-0	0.6	0.4	0.1	.450	.500	<p>SR » G » 6-4 » 200 » Auburn, Ala. » Auburn HS</p> <ul style="list-style-type: none"> Local product, 36 career games, 17 this year including 4 min at UGA Earned a scholarship spot on this year's roster Registered a career-high four points against UCF on Dec. 1 	<p>Career-Highs</p> <p>Pts _____ 4</p> <p>Reb _____ 2</p> <p>Ast _____ 2</p> <p>Stl _____ 1 (3x)</p> <p>Min _____ 3 (2x)</p>
	GP-GS	PPG	RPG	APG	FG%	FT%																				
2021-22	18-0	0.8	0.2	0.1	.625	.500																				
Career	37-0	0.6	0.4	0.1	.450	.500																				
	22	ALLEN FLANIGAN	<table border="1"> <thead> <tr> <th></th> <th>GP-GS</th> <th>PPG</th> <th>RPG</th> <th>APG</th> <th>FG%</th> <th>FT%</th> </tr> </thead> <tbody> <tr> <td>2021-22</td> <td>21-19</td> <td>6.4</td> <td>3.3</td> <td>1.3</td> <td>.402</td> <td>.640</td> </tr> <tr> <td>Career</td> <td>79-49</td> <td>7.8</td> <td>3.8</td> <td>1.5</td> <td>.430</td> <td>.689</td> </tr> </tbody> </table>		GP-GS	PPG	RPG	APG	FG%	FT%	2021-22	21-19	6.4	3.3	1.3	.402	.640	Career	79-49	7.8	3.8	1.5	.430	.689	<p>JR » G » 6-6 » 220 » Little Rock, Ark. » Parkview Magnet HS</p> <ul style="list-style-type: none"> 2021-22 Preseason All-SEC First Team selection Missed first 11 games due to surgery to his right Achilles 10 points and 5 rebounds in NCAA opener versus Jacksonville St. 	<p>Career-Highs</p> <p>Pts _____ 24</p> <p>Reb _____ 10</p> <p>Ast _____ 6 (2x)</p> <p>Blk _____ 1 (11x)</p> <p>Min _____ 37</p>
	GP-GS	PPG	RPG	APG	FG%	FT%																				
2021-22	21-19	6.4	3.3	1.3	.402	.640																				
Career	79-49	7.8	3.8	1.5	.430	.689																				
	23	"STRETCH" AKINGBOLA	<table border="1"> <thead> <tr> <th></th> <th>GP-GS</th> <th>PPG</th> <th>RPG</th> <th>BPG</th> <th>FG%</th> <th>FT%</th> </tr> </thead> <tbody> <tr> <td>2021-22</td> <td>6-0</td> <td>0.3</td> <td>0.8</td> <td>0.5</td> <td>.167</td> <td>.000</td> </tr> <tr> <td>Career</td> <td>46-0</td> <td>1.2</td> <td>1.7</td> <td>0.7</td> <td>.426</td> <td>.348</td> </tr> </tbody> </table>		GP-GS	PPG	RPG	BPG	FG%	FT%	2021-22	6-0	0.3	0.8	0.5	.167	.000	Career	46-0	1.2	1.7	0.7	.426	.348	<p>JR » C » 6-10 » 245 » Ogun, Nigeria » McEachern HS</p> <ul style="list-style-type: none"> Selected to participate in the SEC Basketball Leadership Council in September • Averaged 1.9 points, 2.6 rebounds, 0.9 blocks per game last season • Registered his first points of the season versus Nebraska on Dec. 11 	<p>Career-Highs</p> <p>Pts _____ 7</p> <p>Reb _____ 8</p> <p>Ast _____ 2</p> <p>Stl _____ 2 (2x)</p> <p>Min _____ 26</p>
	GP-GS	PPG	RPG	BPG	FG%	FT%																				
2021-22	6-0	0.3	0.8	0.5	.167	.000																				
Career	46-0	1.2	1.7	0.7	.426	.348																				
	24	LIOR BERMAN	<table border="1"> <thead> <tr> <th></th> <th>GP-GS</th> <th>PPG</th> <th>RPG</th> <th>APG</th> <th>FG%</th> <th>FT%</th> </tr> </thead> <tbody> <tr> <td>2021-22</td> <td>19-0</td> <td>2.1</td> <td>0.7</td> <td>0.3</td> <td>.400</td> <td>.000</td> </tr> <tr> <td>Career</td> <td>32-0</td> <td>1.7</td> <td>0.5</td> <td>0.2</td> <td>.377</td> <td>.500</td> </tr> </tbody> </table>		GP-GS	PPG	RPG	APG	FG%	FT%	2021-22	19-0	2.1	0.7	0.3	.400	.000	Career	32-0	1.7	0.5	0.2	.377	.500	<p>JR » G » 6-4 » 215 » Birmingham, Ala. » Mountain Brook HS</p> <ul style="list-style-type: none"> Hit a key 3-pointer in a 74-70 come-from-behind road victory at SLU Came off the bench and registered a career-high 8 points in 19 minutes of action versus Nebraska on Dec. 11 	<p>Career-Highs</p> <p>Pts _____ 8</p> <p>Reb _____ 4</p> <p>Ast _____ 1 (5x)</p> <p>Stl _____ 1 (4x)</p> <p>Min _____ 19</p>
	GP-GS	PPG	RPG	APG	FG%	FT%																				
2021-22	19-0	2.1	0.7	0.3	.400	.000																				
Career	32-0	1.7	0.5	0.2	.377	.500																				
	25	CHANDLER LEOPARD	<table border="1"> <thead> <tr> <th></th> <th>GP-GS</th> <th>PPG</th> <th>RPG</th> <th>APG</th> <th>FG%</th> <th>FT%</th> </tr> </thead> <tbody> <tr> <td>2021-22</td> <td>9-0</td> <td>0.7</td> <td>0.1</td> <td>0.0</td> <td>.400</td> <td>.000</td> </tr> <tr> <td>Career</td> <td>12-0</td> <td>0.8</td> <td>0.2</td> <td>0.0</td> <td>.429</td> <td>.000</td> </tr> </tbody> </table>		GP-GS	PPG	RPG	APG	FG%	FT%	2021-22	9-0	0.7	0.1	0.0	.400	.000	Career	12-0	0.8	0.2	0.0	.429	.000	<p>RS-JR » G » 6-3 » 195 » Athens, Ala. » Athens HS</p> <ul style="list-style-type: none"> Works hard defensively and is a great part of the scout team Tallied a career-high tying 3 points versus ULM on Nov. 12 Drained 3 in final minute of Ole Miss game on Wednesday 	<p>Career-Highs</p> <p>Pts _____ 3 (3x)</p> <p>Reb _____ 1 (2x)</p> <p>Ast _____ -</p> <p>Stl _____ -</p> <p>Min _____ 3</p>
	GP-GS	PPG	RPG	APG	FG%	FT%																				
2021-22	9-0	0.7	0.1	0.0	.400	.000																				
Career	12-0	0.8	0.2	0.0	.429	.000																				
	33	CHASE MAASDORP	<table border="1"> <thead> <tr> <th></th> <th>GP-GS</th> <th>PPG</th> <th>RPG</th> <th>APG</th> <th>FG%</th> <th>FT%</th> </tr> </thead> <tbody> <tr> <td>2021-22</td> <td>10-0</td> <td>0.0</td> <td>0.0</td> <td>0.1</td> <td>.000</td> <td>.000</td> </tr> <tr> <td>Career</td> <td>23-0</td> <td>0.3</td> <td>0.1</td> <td>0.1</td> <td>.286</td> <td>.200</td> </tr> </tbody> </table>		GP-GS	PPG	RPG	APG	FG%	FT%	2021-22	10-0	0.0	0.0	0.1	.000	.000	Career	23-0	0.3	0.1	0.1	.286	.200	<p>SR » G » 6-0 » 170 » Lakewood Ranch, Fla. » Out-of-Door Academy</p> <ul style="list-style-type: none"> Veteran member on the team Has seen action in 10 games of the season vs. Morehead State, ULM, UCF, Yale and Nebraska 	<p>Career-Highs</p> <p>Pts _____ 4</p> <p>Reb _____ 1 (3x)</p> <p>Ast _____ 1</p> <p>Blk _____ -</p> <p>Min _____ 4</p>
	GP-GS	PPG	RPG	APG	FG%	FT%																				
2021-22	10-0	0.0	0.0	0.1	.000	.000																				
Career	23-0	0.3	0.1	0.1	.286	.200																				
	35	DEVAN CAMBRIDGE	<table border="1"> <thead> <tr> <th></th> <th>GP-GS</th> <th>PPG</th> <th>RPG</th> <th>BPG</th> <th>FG%</th> <th>FT%</th> </tr> </thead> <tbody> <tr> <td>2021-22</td> <td>32-14</td> <td>5.3</td> <td>3.6</td> <td>0.3</td> <td>.398</td> <td>.676</td> </tr> <tr> <td>Career</td> <td>90-33</td> <td>6.0</td> <td>3.1</td> <td>0.4</td> <td>.394</td> <td>.560</td> </tr> </tbody> </table>		GP-GS	PPG	RPG	BPG	FG%	FT%	2021-22	32-14	5.3	3.6	0.3	.398	.676	Career	90-33	6.0	3.1	0.4	.394	.560	<p>JR » G » 6-6 » 210 » Nashville, Tenn. » Hillcrest Prep</p> <ul style="list-style-type: none"> Team's most explosive dunker • 9 off. reb at Missouri, most by an AU player in 20 years • 10 pts, 4 reb in 18 min off bench vs. Texas A&M (Feb. 12) Offensive rebound in 14 consec. games 	<p>Career-Highs</p> <p>Pts _____ 26</p> <p>Reb _____ 10 (2x)</p> <p>Ast _____ 3 (2x)</p> <p>Stl _____ 3 (3x)</p> <p>Min _____ 38</p>
	GP-GS	PPG	RPG	BPG	FG%	FT%																				
2021-22	32-14	5.3	3.6	0.3	.398	.676																				
Career	90-33	6.0	3.1	0.4	.394	.560																				
	44	DYLAN CARDWELL	<table border="1"> <thead> <tr> <th></th> <th>GP-GS</th> <th>PPG</th> <th>RPG</th> <th>BPG</th> <th>FG%</th> <th>FT%</th> </tr> </thead> <tbody> <tr> <td>2021-22</td> <td>33-0</td> <td>3.1</td> <td>3.1</td> <td>1.2</td> <td>.690</td> <td>.400</td> </tr> <tr> <td>Career</td> <td>60-0</td> <td>3.4</td> <td>3.3</td> <td>1.0</td> <td>.697</td> <td>.526</td> </tr> </tbody> </table>		GP-GS	PPG	RPG	BPG	FG%	FT%	2021-22	33-0	3.1	3.1	1.2	.690	.400	Career	60-0	3.4	3.3	1.0	.697	.526	<p>SO » C » 6-11 » 256 » Augusta, Ga. » McEachern HS</p> <ul style="list-style-type: none"> 6 points, 6 rebounds and career-high 4 blocks off the bench at No. 24 ALA Last 13 gms: 25-of-34 (.735) FGs • Wants people to call him "RED" this year (which stands for Rebounding, Energy and Defense) 	<p>Career-Highs</p> <p>Pts _____ 10 (2x)</p> <p>Reb _____ 8</p> <p>Ast _____ 3</p> <p>Blk _____ 4</p> <p>Min _____ 29</p>
	GP-GS	PPG	RPG	BPG	FG%	FT%																				
2021-22	33-0	3.1	3.1	1.2	.690	.400																				
Career	60-0	3.4	3.3	1.0	.697	.526																				

2021-22 NUMERICAL ROSTER

No.	Name	Pos.	Ht.	Wt.	Cl.	Hometown (Last School)
0	K.D. Johnson	G	6-0	204	So.	Atlanta, Ga. (Georgia)
1	Wendell Green Jr.	G	5-11	175	So.	Detroit, Mich. (Eastern Kentucky)
2	Jaylin Williams	F	6-8	230	Jr.	Nahunta, Ga. (Brantley County HS)
5	Chris Moore	F	6-6	230	So.	West Memphis, Ark. (West Memphis HS)
10	Jabari Smith	F	6-10	220	Fr.	Fayetteville, Ga. (Sandy Creek HS)
12	Zep Jasper	G	6-0	185	Sr.	Augusta, Ga. (College of Charleston)
13	Walker Kessler	F/C	7-1	255	So.	Newnan, Ga. (North Carolina)
14	Preston Cook	G	6-4	200	Sr.	Auburn, Ala. (Auburn HS)
20	Carter Sobera	G	6-5	200	So.	Birmingham, Ala. (Mountain Brook HS)
21	Ty Cressman	F	6-7	237	Jr.	Greensboro, N.C. (Bishop McGuinness HS)
22	Allen Flanigan	G	6-6	220	Jr.	Little Rock, Ark. (Parkview Magnet HS)
23	Babatunde Akingbola	C	6-10	245	Jr.	Ogun, Nigeria (McEachern HS [Ga.])
24	Lior Berman	G	6-4	215	Jr.	Birmingham, Ala. (Mountain Brook HS)
25	Chandler Leopard	G	6-3	195	RS-Jr.	Athens, Ala. (Athens HS)
31	Michael Whitmore	G	5-10	160	So.	College Park, Ga. (Lee University [Tenn.])
33	Chase Maasdorp	G	6-0	170	Sr.	Lakewood Ranch, Fla. (The Out-of-Door Academy)
35	Devan Cambridge	G	6-6	210	Jr.	Nashville, Tenn. (Hillcrest Prep [Ariz.])
44	Dylan Cardwell	C	6-11	256	So.	Augusta, Ga. (McEachern HS)

Head Coach: Bruce Pearl (8th Season)

Assistant Coach: Ira Bowman (4th Season)

Assistant Coach: Wes Flanigan (4th Season)

Assistant Coach: Steven Pearl (8th Season)

Director of Operations/Chief of Staff: Chad Prewett (8th Season)

Recruiting Coordinator/Assistant to the Head Coach: Mike Burgomaster (6th Season)

Athletic Trainer: Clark Pearson (12th Season)

Strength & Conditioning Coach: Damon Davis (12th Season)

Director of Player Development: Marquis Daniels (3rd Season)

Video Coordinator: Ian Borders (4th Season)

2021-22 ALPHABETICAL ROSTER

No.	Name	Pos.	Ht.	Wt.	Cl.	Hometown (Last School)
23	Babatunde Akingbola	C	6-10	245	Jr.	Ogun, Nigeria (McEachern HS [Ga.])
24	Lior Berman	G	6-4	215	Jr.	Birmingham, Ala. (Mountain Brook HS)
35	Devan Cambridge	G	6-6	210	Jr.	Nashville, Tenn. (Hillcrest Prep [Ariz.])
44	Dylan Cardwell	C	6-11	256	So.	Augusta, Ga. (McEachern HS)
14	Preston Cook	G	6-4	200	Sr.	Auburn, Ala. (Auburn HS)
21	Ty Cressman	F	6-7	237	Jr.	Greensboro, N.C. (Bishop McGuinness HS)
22	Allen Flanigan	G	6-6	220	Jr.	Little Rock, Ark. (Parkview Magnet HS)
1	Wendell Green Jr.	G	5-11	175	So.	Detroit, Mich. (Eastern Kentucky)
12	Zep Jasper	G	6-0	185	Sr.	Augusta, Ga. (College of Charleston)
0	K.D. Johnson	G	6-0	204	So.	Atlanta, Ga. (Georgia)
13	Walker Kessler	F/C	7-1	255	So.	Newnan, Ga. (North Carolina)
25	Chandler Leopard	G	6-3	195	RS-Jr.	Athens, Ala. (Athens HS)
33	Chase Maasdorp	G	6-0	170	Sr.	Lakewood Ranch, Fla. (The Out-of-Door Academy)
5	Chris Moore	F	6-6	230	So.	West Memphis, Ark. (West Memphis HS)
20	Carter Sobera	G	6-5	200	So.	Birmingham, Ala. (Mountain Brook HS)
10	Jabari Smith	F	6-10	220	Fr.	Fayetteville, Ga. (Sandy Creek HS)
31	Michael Whitmore	G	5-10	160	So.	College Park, Ga. (Lee University [Tenn.])
2	Jaylin Williams	F	6-8	230	Jr.	Nahunta, Ga. (Brantley County HS)

ROSTER BY CLASS

Freshmen (1) - Jabari Smith

Sophomores (7) - Dylan Cardwell, Wendell Green Jr., K.D. Johnson, Walker Kessler, Chris Moore, Carter Sobera and Michael Whitmore

Juniors (7) - Babatunde Akingbola, Lior Berman, Devan Cambridge, Ty Cressman, Allen Flanigan, Chandler Leopard and Jaylin Williams

Seniors (3) - Preston Cook, Zep Jasper and Chase Maasdorp

PRONUNCIATION GUIDE

BABATUNDE AKINGBOLA

bah-bah-TOON-day AH-king-boh-luh

LIOR Berman LEE-oar

DEVAN Cambridge DEV-in

WENDELL Green Jr. WHEN-dull

JAYLIN Williams JAY-lynn

QUICK FACTS

UNIVERSITY INFORMATION

Location _____ Auburn, Ala.
 Founded _____ 1856
 Enrollment _____ 30,737
 Nickname _____ Tigers
 Colors _____ Burnt Orange and Navy Blue
 Conference _____ Southeastern (SEC)

ADMINISTRATION

President _____ Dr. Jay Gogue
 Director of Athletics _____ Allen Greene
 Athletics Phone _____ 855-282-2010

BASKETBALL STAFF INFORMATION

Head Coach _____ Bruce Pearl
 Alma Mater _____ Boston College '82
 Career Record _____ 614-242 (.718)
 Seasons _____ 27
 Record at Auburn _____ 152-97 (.611)
 Seasons _____ 8
 Assistant Coach _____ Ira Bowman
 Alma Mater _____ Penn '96
 Assistant Coach _____ Wes Flanigan
 Alma Mater _____ Auburn '97
 Record at Auburn _____ 1-0 (1.000)
 Assistant Coach _____ Steven Pearl
 Alma Mater _____ Tennessee '10
 Record at Auburn _____ 1-0 (1.000)
 Director of Operations / Chief of Staff _____ Chad Prewett
 Alma Mater _____ Troy State '94
 Recruiting Coordinator _____ Mike Burgomaster
 Alma Mater _____ Miami '16
 Athletic Trainer _____ Clark Pearson
 Alma Mater _____ Kentucky '96
 Strength & Conditioning Coach _____ Damon Davis
 Alma Mater _____ Western Illinois '03
 Director of Player Development _____ Marquis Daniels
 Alma Mater _____ Auburn '03
 Video Coordinator _____ Ian Borders
 Alma Mater _____ Louisville '07

PROGRAM INFORMATION

First Year of Basketball _____ 1905-06
 All-Time Record ## _____ 1421-1231-1 (.536)
 All-Time SEC Record ## _____ 637-762 (.455)
 SEC Championships _____ 4 (1960, 1999, 2018, 2022)
 SEC Tournament Titles _____ 2 (1985, 2019)
 NCAA Tournament App./Record _____ 11 (18-10)
 All-Americans _____ 13
 All-SEC Selections _____ 95

Record does not include results that were vacated by the NCAA Committee on Infractions.

TEAM INFORMATION

2020-21 Record _____ 13-14
 SEC Record / Finish _____ 7-11 / 2nd
 Home / Away / Neutral _____ 8-5 / 3-8 / 2-1
 Associated Press Final Ranking _____ N/A
 USA Today Final Ranking _____ N/A
 Letterwinners Returning / Lost _____ 12 / 6
 Starters Returning / Lost _____ 3 / 2
 Newcomers _____ 6

ATHLETICS COMMUNICATIONS

Director of Communications _____ Marlene Navor
 Cell _____ 334-750-2381
 E-Mail _____ mnavor@auburn.edu

SOCIAL MEDIA

@AuburnMBB _____ #WarEagle

BRUCE PEARL**Head Coach**

8th year at Auburn • 152-97
27th year overall • 614-242



- Seven National Coach of the Year Awards, including 2006 Basketball Times, CBSsportsline, Sporting News National Coach of the Year and 2008 Rupp Cup Co-winner
- 2006 & 2008 AP SEC Coach of the Year, 2008 SEC Co-Coach of the Year, 2022 SEC Coach of the Year
- Has advanced to postseason play in 21 of 27 years as a head coach.
- This season has led the Auburn program to new heights: First-ever No. 1 national ranking, SEC Regular Season Champions, most SEC wins in school history, first outright SEC title since 1999, and sold out capacity crowd at every home game at Neville Arena for the first time in program history.
- One of only three known head coaches to ever lead a school to a No. 1 national ranking next to Frank McGuire (St. John's, North Carolina, South Carolina) and John Calipari (UMass, Memphis, Kentucky). He is the first to lead two SEC schools to the program's first-ever No. 1 national ranking.
- Under Pearl, the Tigers have won an SEC crown three of the last five years, winning the regular season title in 2018 and 2022, with an SEC Tournament title in 2019.
- In 2019-20, had a second-place finish in the SEC with a 25-6 record, including 12-6 in league play, that would be 21 of 25 years in the postseason not been canceled due to COVID
- Set single-season wins records at four different schools (29 at Southern Indiana in 1995; 26 at Wisconsin-Milwaukee in 2005; 31 at Tennessee in 2008; 30 at Auburn in 2019)
- Led three teams to a No. 1 national ranking – Southern Indiana (1997), Tennessee (2008) and Auburn (2022).
- Won more games in the last five years (121) than any other SEC school, including four 25-win seasons, a feat only matched by one other program. The 121 wins is the best five-year win total in program history.
- Bruce Pearl's teams have led their conference in scoring 17 of the 27 years that he has been a head coach. His squads were the SEC's scoring champion in four of his six seasons at Tennessee, averaging 77.4 ppg while allowing 70.5 ppg
- One of 12 coaches to lead three different DI programs to the Sweet 16, joining Rick Barnes, Gene Bartow, John Calipari, Lon Kruger, Frank McGuire, Ralph Miller, Rick Pitino, Bill Self, Tubby Smith, Eddie Sutton and Bruce Weber. Including his stint at DII Southern Indiana, Pearl is one of only three coaches to take four programs (with three at the DI level) to the Sweet 16, joining Lon Kruger and Eddie Sutton
- With the win over Kentucky in 2019 that sent Auburn to its first Final Four in program history, Pearl notched his 100th win as head coach of the Tigers. He is the first coach in Auburn history to have 100 wins in his first five seasons
- Bruce Pearl is the 11th coach in SEC history to win four conference crowns (overall or division) in a 10-year span. He is on the same list as Adolph Rupp (UK), Babe McCarthy (MSU), Billy Donovan (UF), Dale Brown (LSU), Joe Hall (UK), John Calipari (UK), Nolan Richardson (ARK), Rick Pitino (UK), Rick Stansbury (MSU) and Tubby Smith (UK)
- Auburn sold out of season tickets for the seventh consecutive year in 2021-22 (excluding COVID restricted seating season of 2020-21), all under Pearl, to continue the school record streak. Prior to Pearl, the only other time the Tigers sold out of season tickets came was 1999-2000
- In 27 full years as a head coach, Bruce Pearl's teams have finished either first or second in conference play 18 times
- At the Division I level, Pearl's teams have topped the 100-point mark 24 times, including a high of 124 points in 2009 as well as 121 points in the 2007 NCAA Tournament. In his second year as a coach at Southern Indiana the team averaged 101.7 ppg
- In the past five seasons, Auburn has the best non-conference record in the SEC during the regular season at 60-9 (.870), while scheduling regular NCAA Tournament teams in Arizona, Davidson, Dayton, Duke, Iowa State, Middle Tennessee, Murray State, Oklahoma, Syracuse, Texas Tech, UConn and Xavier

HEAD COACHING RECORD

Year	School	Record	Postseason
1992-93	Southern Indiana	22-7	NCAA Region 3rd Place
1993-94	Southern Indiana	28-4	NCAA Runner-Up
1994-95	Southern Indiana	29-4	NCAA Champions
1995-96	Southern Indiana	25-4	NCAA Sweet 16
1996-97	Southern Indiana	23-5	NCAA First Round
1997-98	Southern Indiana	27-6	NCAA Sweet 16
1998-99	Southern Indiana	26-6	NCAA Sweet 16
1999-00	Southern Indiana	25-6	NCAA Sweet 16
2000-01	Southern Indiana	26-4	NCAA First Round
	Total	231-46	
2001-02	Milwaukee	16-13	-
2002-03	Milwaukee	24-8	NCAA First Round
2003-04	Milwaukee	20-11	NIT First Round
2004-05	Milwaukee	26-6	NCAA Sweet 16
	Total	86-38	
2005-06	Tennessee	22-8	NCAA Second Round
2006-07	Tennessee	24-11	NCAA Sweet 16
2007-08	Tennessee	31-5	NCAA Sweet 16
2008-09	Tennessee	21-13	NCAA First Round
2009-10	Tennessee	28-9	NCAA Elite Eight
2010-11	Tennessee	19-15	-
	Total	145-61	
2014-15	Auburn	15-20	-
2015-16	Auburn	11-20	-
2016-17	Auburn ##	6-14	-
2017-18	Auburn	26-8	NCAA Second Round
2018-19	Auburn	30-10	NCAA Final Four
2019-20	Auburn	25-6	(Canceled)
2020-21	Auburn	13-14	
2021-22	Auburn	25-5	(Suspended 2 Games)
	Total ##	152-97	
	Career ##	614-242	

Record does not include results that were vacated by the NCAA Committee on Infractions.

- His teams have been just as successful off the court as Auburn has had 32 graduates in six years – the most in the SEC. In 2018, Auburn received an Academic Progress Rate Public Recognition Award marking the first time the Tigers have been honored since the award began tracking data in 2004. The NCAA annually honors teams earning multiyear Academic Progress Rates in the top 10 percent of all squads in each sport
- Auburn secured its fourth perfect APR score of 1,000 in mid-May 2022, something that has never been accomplished in program history
- In the past five years, Auburn men's basketball has averaged an APR of 995 (out of 1,000). In the previous four seasons before Pearl and his staff arrived, Auburn's APR average score was 940
- Pearl started OUTLIVE at Auburn in 2015-16 to benefit cancer patients in the fight to beat cancer. OUTLIVE raises the awareness of cancer prevention and detection while t-shirt sales and donations raise money to benefit cancer patients. He initiated the OUTLIVE program in 2009 at Tennessee in recognition of former Vol Chris Lofton, who beat testicular cancer through early diagnosis and treatment and went on to play the entire 2007-08 season while recovering from his battle with the disease
- On Dec. 19, 2019, Children's Harbor in Birmingham, Ala. dedicated their on-site basketball court in honor of the charitable work done by Coach Pearl and the Pearl family over the last six years.
- Bruce Pearl has raised over \$1.2 million in only six golf tournaments at Auburn. Pearl and his wife, Brandy, have remarkably raised \$770,000 in the last three years benefitting Children's Harbor in Birmingham through the Bruce Pearl Fore the Children Golf Classic. The mission of Children's Harbor is to help children with serious illness and their families
- The Bruce Pearl Family Foundation in conjunction with L5 Foundation, an organization dedicated to addressing the essential and basic needs of cancer patients, donated \$20,000 to five charities in a ceremony in Knoxville in August 2015
- The Pearl family announced on Feb. 27, 2007, a \$100,000 donation to endow a scholarship in the name of former Tennessee player Dane Bradshaw. The Dane Bradshaw Athletic Scholarship Endowment is awarded to the male or female student-athlete at UT who best epitomizes the characteristics of the 2006-07 senior captain

TOP PERFORMANCES UNDER PEARL AT AUBURN

MOST POINTS TEAM

- 119, vs. Northwestern State (Nov. 27, 2015)
119, vs. Winthrop (Nov. 24, 2017)
- 117, vs. Coastal Carolina (Dec. 15, 2016)
- 116, vs. CSUN (Nov. 15, 2019)
- 109, vs. UConn (Nov. 24, 2021)
109, at South Carolina (Jan. 23, 2021)

MOST POINTS INDIVIDUAL

- 34, Bryce Brown vs. Dayton (Dec. 8, 2018)
- 33, Samir Doughty vs. CSUN (Nov. 15, 2019)
- 32, Samir Doughty at Tennessee (Mar. 7, 2020)
- 31, Jabari Smith vs. Vanderbilt (Feb. 16, 2022)
31, Bryce Brown vs. Norfolk State (Nov. 10, 2017)
31, Mustapha Heron vs. Winthrop (Nov. 24, 2017)
31, Jared Harper at UAB (Dec. 15, 2018)

MOST REBOUNDS TEAM

- 66, vs. Mississippi College (Nov. 14, 2018)
- 60, at Arkansas [OT] (Feb. 8, 2022)
60, vs. Alabama (Feb. 12, 2020)
- 56, vs. Saint Joseph's (Nov. 26, 2020)
- 52, vs. Texas A&M (Feb. 12, 2022)
52, vs. Gardner-Webb (Dec. 6, 2017)
52, vs. CSUN (Nov. 15, 2019)

MOST REBOUNDS INDIVIDUAL

- 19, Walker Kessler at Arkansas [OT] (Feb. 8, 2022)
19, Cinmeon Bowers at Middle Tennessee (Dec. 12, 2015)
- 18, Cinmeon Bowers vs. Alabama (Jan. 19, 2016)
18, Cinmeon Bowers vs. Ole Miss (Feb. 20, 2016)
- 17, Cinmeon Bowers vs. Milwaukee (Nov. 14, 2014)
17, Cinmeon Bowers vs. Winthrop (Dec. 17, 2014)
17, Cinmeon Bowers vs. Mississippi State (Jan. 21, 2015)
17, Horace Spencer vs. Mississippi College (Nov. 14, 2018)
17, Austin Wiley vs. Alabama (Feb. 12, 2020)

MOST 3-POINTERS TEAM

- 22, vs. South Alabama (Dec. 4, 2020)
- 21, vs. Coastal Carolina (Dec. 15, 2016)
- 18, vs. South Alabama (Nov. 6, 2018)
18, vs. LSU (Feb. 8, 2020)
- 17, vs. Northwestern State (Nov. 27, 2015)
17, vs. Vanderbilt (Feb. 3, 2018)
17, vs. Arkansas (Feb. 20, 2019)
17, vs. North Carolina (Mar. 29, 2019)
17, vs. CSUN (Nov. 15, 2019)

MOST 3-POINTERS INDIVIDUAL

- 9, Bryce Brown at Arkansas (Feb. 17, 2016)
- 8, Kareem Canty at Middle Tennessee (Dec. 12, 2015)
8, Bryce Brown vs. South Carolina (Mar. 3, 2018)
8, Samir Doughty at Tennessee (Mar. 7, 2020)
- 7, Jabari Smith vs. Vanderbilt (Feb. 16, 2022)
7, KT Harrell vs. Coastal Carolina (Dec. 5, 2014)
7, Bryce Brown at Ole Miss (Jan. 9, 2019)
7, Bryce Brown vs. Kansas (Mar. 23, 2019)
7, Justin Powell vs. South Alabama (Dec. 4, 2020)

MOST FT MADE TEAM

- 36, vs. Missouri (Jan. 26, 2021)
- 33, vs. UConn (Nov. 24, 2021)
33, vs. Kentucky (Feb. 1, 2020)
- 31, vs. Arkansas (Feb. 10, 2015)
31, at Arkansas – Feb. 27, 2018)

MOST FT MADE INDIVIDUAL

- 18, Sharife Cooper vs. Missouri (Jan. 26, 2021)
- 15, KT Harrell vs. Georgia (Mar. 3, 2015)
15, Jared Harper at UAB (Dec. 15, 2018)
- 14, Jared Harper vs. Ole Miss (Jan. 7, 2017)
14, Samir Doughty vs. Kentucky (Feb. 1, 2020)
- 12, Jabari Smith vs. UConn (Nov. 24, 2021)
12, Desean Murray vs. Ole Miss (Jan. 9, 2018)
12, Jared Harper vs. South Carolina (Mar. 15, 2019)

MOST FT ATTEMPTED TEAM

- 46, at Missouri (Feb. 15, 2020)
- 44, vs. Kentucky (Feb. 1, 2020)
44, vs. Missouri (Jan. 26, 2021)
- 43, vs. Saint Joseph's (Nov. 26, 2020)
- 42, vs. Eastern Kentucky (Nov. 17, 2016)
42, vs. Alabama (Jan. 21, 2017)

MOST FT ATTEMPTED INDIVIDUAL

- 21, Sharife Cooper vs. Missouri (Jan. 26, 2021)
- 18, Cinmeon Bowers vs. Missouri (Jan. 10, 2015)
18, KT Harrell vs. LSU (Mar. 13, 2015)
18, Austin Wiley vs. Alabama (Jan. 21, 2017)
- 17, Jared Harper vs. Ole Miss (Jan. 7, 2017)
- 16, K.D. Johnson vs. UConn (Nov. 24, 2021)
16, Cinmeon Bowers vs. LSU (Feb. 2, 2016)
16, Jared Harper at UAB (Dec. 15, 2018)

MOST ASSISTS TEAM

- 27, vs. CSUN (Nov. 15, 2019)
- 26, vs. Nebraska (Dec. 11, 2021)
- 25, vs. Saint Peter's (Nov. 28, 2018)
- 24, vs. South Alabama (Nov. 6, 2018)
24, vs. South Alabama (Dec. 4, 2020)

MOST ASSISTS INDIVIDUAL

- 16, J'Von McCormick vs. CSUN (Nov. 15, 2019)
- 14, Jared Harper vs. Vanderbilt (Feb. 3, 2018)
- 13, Jared Harper vs. South Alabama (Nov. 6, 2018)
- 13, Jared Harper vs. North Carolina (Mar. 29, 2019)
- 11, Wendell Green Jr. vs. Georgia (Jan. 19, 2022)

MOST STEALS TEAM

- 20, vs. North Florida (Dec. 29, 2018)
- 18, vs. Tennessee (Feb. 22, 2020)
- 16, vs. Nebraska (Dec. 11, 2021)
16, vs. Saint Peter's (Nov. 28, 2018)
- 14, vs. Georgia (Jan. 20, 2018)
14, vs. Alabama (Feb. 21, 2018)
14, vs. Mississippi College (Nov. 14, 2018)
14, vs. Florida (Mar. 16, 2019)
14, vs. Tennessee (Mar. 17, 2019)
14, vs. New Mexico (Nov. 25, 2019)

MOST STEALS INDIVIDUAL

- 5, Wendell Green Jr. at Mississippi State (March 2, 2022)
5, Walker Kessler vs. Nebraska (Dec. 11, 2021)
5, Zep Jasper vs. Nebraska (Dec. 11, 2021)
5, K.D. Johnson vs. Syracuse (Nov. 26, 2021)
5, K.D. Johnson vs. UConn (Nov. 24, 2021)
5, K.C. Ross-Miller vs. Oregon State (Nov. 26, 2014)
5, K.C. Ross-Miller vs. Middle Tennessee (Dec. 29, 2014)
5, Antoine Mason at LSU (Feb. 5, 2015)
5, Malik Dunbar vs. UNC Asheville (Dec. 4, 2018)
5, Chuma Okeke vs. Murray State (Dec. 22, 2018)
5, Chuma Okeke vs. North Florida (Dec. 29, 2018)
5, J'Von McCormick vs. Tennessee (Feb. 22, 2020)

MOST BLOCKS TEAM

- 14, vs. Texas A&M (Feb. 12, 2022)
14, vs. Yale (Dec. 4, 2021)
14, vs. LSU (Dec. 29, 2021)
14, at Georgia (Jan. 13, 2021)
14, vs. Missouri (Jan. 26, 2021)

MOST BLOCKS INDIVIDUAL

- 12, Walker Kessler vs. Texas A&M (Feb. 12, 2022)
- 11, Walker Kessler vs. LSU (Dec. 29, 2021)
- 9, Walker Kessler vs. Jacksonville State (Mar. 18, 2022)
- 8, Walker Kessler vs. Ole Miss (Feb. 23, 2022)
8, Walker Kessler vs. Alabama (Feb. 1, 2022)

TALE OF THE TAPE



Scoring Offense _____	78.8	74.6
Scoring Defense _____	66.8	70.9
Scoring Margin _____	+11.9	+3.7
Field Goal Pct. _____	.440	.477
Field Goal Pct. Def. _____	.382	.466
3-pt. FG Per Game _____	8.2	7.1
3-pt. FG Pct. _____	.322	.347
3-pt. FG Pct. Def. _____	.313	.355
Free Throw Pct. _____	.731	.744
Free Throws Made _____	14.7	12.6
Rebounds _____	40.2	30.3
Rebound Margin _____	+3.8	-4.3
Assists _____	14.8	14.0
Assist/Turnover Ratio _____	1.2	1.5
Turnover Margin _____	+2.8	+4.5
Steals _____	8.6	8.8
Blocks _____	8.0	3.0

SERIES HISTORY

Date	H/A/N	Result
Dec. 12, 1966 _____	N _____	L, 73-87
Mar. 14, 2001 _____	H _____	W, 60-58

at Auburn _____	Auburn leads 1-0
at Auburn Arena _____	Never Met
at BEMC _____	Auburn leads 1-0
at Miami, Fla. _____	Never Met
at Neutral Sites _____	Miami, 1-0
Bruce Pearl vs. Miami _____	Never Met
Jim Larranaga vs. Auburn _____	Never Met
Current Series Streak _____	1 by Auburn

AUBURN IN THE NCAA TOURNAMENT

» The 2-seed in the Midwest region, the Tigers defeated Jacksonville State, 80-61, in the first round Friday to advance to the second round to face No. 10 seed Miami on Sunday in Bon Secours Wellness Arena in Greenville, S.C. at approximately 5:45 p.m. CT on truTV.

» Sunday's winner will advance to the Sweet 16 in Chicago to face either Iowa State or Wisconsin at the United Center. A win would secure Auburn its sixth Sweet 16 appearance in program history and second consecutive trip to the round of 16 after advancing in 2019. The last time the Tigers went to the Sweet 16 in consecutive NCAA Tournament appearances was under Coach Sonny Smith in 1985 and 1986.

» Auburn has won at least one game in each of its last 10 trips to the tournament, only losing its opening game in 1984 to Richmond. The Tigers are third in the nation with 10-straight NCAA Tournament opening-round victories, trailing only Kansas (14) and Gonzaga (13) as programs with the most consecutive NCAA Tournament appearances with at least one win.

» Auburn is 18-10 all-time in NCAA Tournament play and the Hurricanes will be the 27th different opponent the Tigers have faced in the Big Dance.

» The Tigers are making their 11th NCAA Tournament appearance in program history and third in the last five years. The Tigers were slated to make the NCAA Tournament in 2020, however, the tournament was cancelled due to the COVID-19 pandemic.

» The No. 2 seed is the second-highest seed ever for the Tigers behind being a No. 1 seed in the South Region in 1999.

» This will be the third-closest geographical location the Tigers have played in the NCAA Tournament. In 1988, the Tigers played two games in Atlanta, defeating Bradley in the first round, 90-86, before falling to No. 1 seed Oklahoma, 107-87. Auburn played in Birmingham in 1985 Sweet 16 against No. 2 seed North Carolina, falling 62-56.

JACKSONVILLE STATE WIN NOTABLES

» The win came on Bruce Pearl's 63rd birthday and improved his all-time record on March 18 to 3-3. It also marked the eighth anniversary of his hiring at Auburn (March 18, 2014).

» Freshman Jabari Smith recorded his sixth double-double of the season with 20 points and career-high 14 rebounds. The 20-point performance was the most points scored by an Auburn freshman in its NCAA Tournament history. It marked his 28th game in double figures this season. He went 4-of-7 from three and has now made a 3-pointer in 28-straight contests.

» Post Walker Kessler turned in a near triple double with 13 points, 10 rebounds and nine blocks. It was the most blocks by a Tiger player in NCAA Tournament play. Former player Kyle Davis previously owned the record with four blocks three times in 2003.

» Auburn tallied 23 assists, tying the school NCAA Tournament single-season record previous set against Bradley in the first round of the 1988 tournament. The Tigers' 10 blocks also were a program postseason record. The +18 rebounding margin marked a season high and equaled the AU NCAA Tournament record (+18 vs. Oklahoma in 1988).

» Allen Flanigan's 10 points marked his sixth double-digit outing of the season. He is the first in his family to play in a NCAA Tournament game as his father, assistant coach Wes Flanigan, played at Auburn from 1993-97.

BRUCE PEARL IN THE NCAA TOURNAMENT

» In his eighth season as Auburn's head coach, Bruce Pearl is making his third appearance in the NCAA Tournament at the helm of the Tigers, all in the last five years. If not for the COVID-19 pandemic that cancelled the 2020 tournament, it would have been four of the last five years.

» Pearl led the program to its first-ever Final Four in 2019, defeating New Mexico State, Kansas, North Carolina and Kentucky en route to Minneapolis where the Tigers fell to Virginia, 63-62, in the Final Four.

» He is the third Auburn coach to direct the Tigers to three-or-more NCAA Tournament appearances. Sonny Smith led Auburn to the first of five-straight Tournament appearances in his sixth season in 1984 and Cliff Ellis got Auburn to the Tournament for the first of three trips in 1999 in his fifth season. All three coaches led the Tigers to the Sweet 16 with Smith (1985 and 1986) and Ellis (1999 and 2003) making two appearances. Pearl and Smith (1986) are the only coaches to lead Auburn to the Elite Eight.

» Pearl has led his teams to 20 NCAA Tournaments in 27 years as a collegiate coach, and would have been 21 if not for the 2020 tournament was cancelled due to the COVID-19 pandemic. Southern Indiana made it to the NCAA Tournament in all nine years under him, Pearl led Wisconsin-Milwaukee to two NCAA Tournaments in four years, Tennessee was an NCAA Tournament participant all six years Pearl was in Knoxville and this is Auburn's third NCAA Tournament appearance under Pearl in five years.

» Pearl has compiled a 33-19 (.635) record in NCAA Tournament play, including a 16-8 mark at Southern Indiana, a 3-3 tally at Wisconsin-Milwaukee, an 8-6 mark at Tennessee and 6-2 in three tournament appearances at Auburn. This is his 11th Sweet 16s, he advanced to his fourth Elite Eight this season and he led Southern Indiana to the DII National Championship game twice, winning the title in 1995.

» Pearl, who led Wisconsin-Milwaukee to the Sweet 16 in 2005 and Tennessee in 2007, 2008 and 2010, is the 11th coach all-time to lead at least three different schools to the Sweet 16 in the DI NCAA Tournament. He also led Southern Indiana to the DII national championship in 1995.

» Pearl joins Rick Barnes, Gene Bartow, John

Calipari, Lon Kruger, Frank McGuire, Ralph Miller, Rick Pitino, Bill Self, Tubby Smith, Eddie Sutton and Bruce Weber on the list of coaches to lead three different schools to the Sweet 16.

» He is one of three coaches to lead four programs all-time to the Sweet 16 (Southern Indiana), joining Lon Kruger and Eddie Sutton.

AUBURN VS. MIAMI

» The Tigers are 1-1 all-time versus Miami with the first meeting coming on Dec. 12, 1966 in the Volunteer Invitational in Knoxville, Tenn. Miami won that game, 87-73, with Auburn exacting revenge 35 years later with a 60-58 win in the opening round of the 2001 National Invitational Tournament first round at Beard-Eaves-Memorial Coliseum.

SCOUTING MIAMI

» Miami is in the NCAA Tournament for the fifth time in the last 10 years and the first time since 2018. Their opening round victory over Southern California was the first time since 2015 that they won an first round game. That season, the Hurricanes advanced to the Sweet 16 before losing to Marquette, 71-61.

» The Hurricanes are first in the Atlantic Coast Conference and 17th nationally in fewest turnovers (320) and steals per game (8.8 spg). They are sixth in the country in turnover margin (4.5) and turnovers per game (9.4 tpg). The Hurricanes shoot the ball at an efficient rate, shooting 47.7 percent, which is 23rd in the country.

» Miami has four players averaging in double figures and are led by sixth-year senior Kameron McGusty who averages 17.4 points per game and was an All-ACC selection. Guard Isaiah Wong is second on the squad in scoring, averaging 15.4 points a contest.

AUBURN VS. 2022 NCAA FIELD

» Auburn has compiled an 8-3 record against the 2022 NCAA Tournament field this season. The Tigers defeated Alabama (twice), Jacksonville State, Kentucky, Loyola Chicago, LSU, Murray State and Yale, while falling to Arkansas, UConn and Tennessee.

NCAA TOURNAMENT EXPERIENCE

» Walker Kessler entered the NCAA Tournament as the lone Tiger on the roster with experience in The Dance with that coming in 2021 while a freshman at North Carolina. The Tar Heels lost in the first round to Wisconsin, 85-62. Kessler played in 13 minutes off the bench, hitting 1-of-3 field goals for two points with one rebound, an assist and a turnover.

» Seniors Preston Cook and Chase Maasdorp were freshmen in 2018-19, but didn't play in the Tigers' Final Four run. Starting guard Zep Jasper was a redshirt freshman in 2017-18 at College of Charleston when the Cougars lost to Auburn in the first round of the 2018 NCAA Tournament in San Diego.

HISTORIC RUN IN 2019

» Auburn made program history in its last NCAA Tournament appearance in 2019, advancing to the program's first-ever Final Four. The Tigers beat New Mexico State in the opening round before beating Kansas, North Carolina and Kentucky before falling 63-62 to eventual national champion Virginia in the semifinals.

OTHER NCAA TOURNAMENT NOTES ...

» Head Coach Bruce Pearl celebrated his 62nd birthday on Friday by defeating Jacksonville State, 80-61. It was the sixth time as a head coach that he has coached on his birthday (3-3).

» Auburn Recruiting Coordinator/Special Assistant to the Head Coach Mike Burgomaster is a Miami (Fla.) alum and served under head coach Jim Larrañaga as a four-year team manager helping the program with player development, video coordination, camps, on-campus recruiting and analytics.

SEC REGULAR SEASON CHAMPIONS

» Auburn won its fourth SEC Regular Season Championship in school history and second under Coach Bruce Pearl after finishing 15-3 in league play to win the title outright for the first time since 1999. It is the second in the last five years after winning in 2018. The Tigers other regular season titles came in 1960 and 1999.

» Bruce Pearl is just the 10th coach in SEC history to win three or more SEC championships. Pearl also won in 2008 with Tennessee. He is the first AU coach with two SEC titles.

Auburn's SEC Regular Season Championships

2022	14-3	Bruce Pearl
2018	13-5	Bruce Pearl
1999	14-2	Cliff Ellis
1960	12-2	Joel Eaves

28 AND COUNTING

» Auburn's 28 wins are tied for the third-most wins in the program's single-season history and are five wins shy of the program record.

» Four of the top five single-season win totals have come under Bruce Pearl

» Auburn's single-season highest win total:

Total	Year	Coach
1. 30	2018-19	Bruce Pearl
2. 29	1998-99	Cliff Ellis
3. 28	2021-22	Bruce Pearl
4. 26	2017-18	Bruce Pearl
5. 25	2019-20	Bruce Pearl
6. 24	2008-09	Jeff Lebo
24	1999-00	Cliff Ellis

BEST 5 YEAR RUN IN SCHOOL HISTORY

» Auburn has won 122 games since the start of the 2017-18 season, which marks the best five-year win total in school history.

Best 5-year win total in AU history

1. 122	2017-18 to current	(B. Pearl, Flanigan, S. Pearl)
2. 105	1998-99 to 2002-03	(Ellis)
3. 104	1995-96 to 1999-00	(Ellis)

HONORS & AWARDS

BABUTUNDE AKINGBOLA

» SEC Basketball Leadership Council

DYLAN CARDWELL

» SEC Community Service Team

ALLEN FLANIGAN

» Coaches' Preseason All-SEC First Team

WENDELL GREEN JR.

» Bob Cousy Point Guard of the Year Watch List

» SEC Player of the Week (Feb. 7)

JABARI SMITH

» Karl Malone Award Finalist

» Jersey Mike's Naismith Men's Player of the Year Award Semifinalist

» Wooden Award National Ballot

» NABC Division I All-America Second Team

» Associated Press Second Team All-America

» NABC All-District 20 First Team

» SEC Freshman of the Year (Coaches)

» First Team All-SEC (Coaches)

» SEC All-Freshman Team (Coaches)

» John Wooden Award Watch List

» *Sports Illustrated* All-America First Team

» *The Sporting News* All-America Second Team

» Coaches' Preseason All-SEC Second Team

» SEC Freshman of the Week (Mar. 7)

» SEC Freshman of the Week (Feb. 21)

» SEC Freshman of the Week (Jan. 24)

» SEC Co-Freshman of the Week (Jan. 17)

» SEC Co-Freshman of the Week (Jan. 3)

» SEC Freshman of the Week (Nov. 29)

WALKER KESSLER

» Kareem Abdul-Jabbar Award Finalist

» Naismith Defensive Player of the Year Finalist

» Associated Press Third Team All-America

» *Sports Illustrated* All-America Third Team

» Wooden Award National Ballot

» NABC All-District 20 First Team

» SEC Defensive Player of the Year (Coaches)

» First Team All-SEC (Coaches)

» SEC All-Defensive Team (Coaches)

» USBWA National Player of the Week (Jan. 4)

» SEC Co-Player of the Week (Feb. 14)

» SEC Co-Player of the Week (Jan. 24)

» SEC Player of the Week (Jan. 3)

COACH BRUCE PEARL

» NABC District 20 Coach of the Year

» SEC Coach of the Year (Coaches)

» Naismith Coach of the Year Semifinalist

SEC COACH OF THE YEAR

» Bruce Pearl was named SEC Coach of the Year, becoming the sixth Auburn men's basketball coach on eight occasions to win the award next to legends Joel Eaves (1960), Bob Davis (1975), Sonny Smith (1984 and 1988), Tommy Joe Eagles (1990) and Cliff Ellis (1995 and 1999). This is Pearl's third career honor as SEC Coach of the Year next to 2006 and 2008, while he was the head coach at Tennessee.

CONFERENCE HONORS FOR JABARI & WALKER

» Freshman forward Jabari Smith and sophomore center Walker Kessler were honored as the Southeastern Conference Freshman of the Year and Defensive Player of the Year, in a vote by the league's head coaches. Smith and Kessler made history as the first Auburn players in program history to win SEC Freshman and Defensive Player of the Year respectively. They were both named to the All-SEC First Team. It's the first time since 1999 that the Tigers had two players named first team.

» Smith is just the fifth Tiger freshman ever to earn all-conference accolades by the league's coaches, joining Eddie Johnson (1974), Ronnie Battle (1990), Toney Douglas (2005) and Isaac Okoro (2020).

ELITE COMPANY

» Auburn has recorded four 25-win campaigns over the last five years – currently one of only 10 schools next to No. 1/1 Gonzaga (5-of-5), Duke, Belmont, Kansas, Kentucky, Houston, New Mexico State, Vermont, and Villanova to lay claim to that feat.

SAME HOME, NEW NAME: NEVILLE ARENA

» Auburn Arena has new name: Neville Arena in recognition of the single largest gift in Auburn Athletics history from Bill and Connie Neville. A dedication marking the official name change took place March 4 at the venue, with an on-court recognition March 5. Bill and Connie are members of the Pat Dye Society, Tigers Unlimited's highest level of giving.

WELCOME TO THE JUNGLE

» Auburn was a perfect 16-0 on its home court this season and have won 18 in a row at Neville Arena dating back to last season. The 18-game home win streak is tied for the fifth longest in the country and second longest in the SEC.

» The 18-game win streak inside Neville Arena is the tied for the fourth-longest home court winning streak in program history and the longest since winning 19 straight from Feb. 2019 to March 2020.

» Auburn's top 5 home winning streak:

First win to last win of streak	Streak
1. Jan. 26, 1957 to Jan. 2, 1961	36
2. Mar. 11, 1998 to Feb. 19, 2000	30
3. Feb. 20, 2019 to Feb. 25, 2020	19
4. Feb. 27, 2021 to current	18
5. Jan. 11, 1927 to Feb. 9, 1928	17

HOME PERFECTION

» The Tigers achieved their first-ever undefeated season at Neville Arena this season, going 16-0. It was their first undefeated season at home since 1998-99 when they were 15-0.

» In the 12-year history of Neville Arena and 42 years in Beard-Eaves-Memorial Coliseum, Auburn has been perfect two previous times. The first was the 1974-75 Tigers under head coach Bob Davis that finished 12-0 at home.

» Below are the perfect home records since Beard-Eaves-Memorial Coliseum opened during the 1968-69 season:

Year	Record	Coach	Facility
1974-75	12-0	Bob Davis	BEM Coliseum
1998-99	15-0	Cliff Ellis	BEM Coliseum
2021-22	16-0	Bruce Pearl	Neville Arena

SOLD OUT JUNGLE

» For the 16th-straight home game this season and 56th time in Neville Arena (2010-Present) history, the Tigers had a capacity crowd (9,121) against South Carolina on March 5. It marked the first time in Neville Arena history and second time in Auburn basketball history that the Tigers have sold out the entire home schedule. The first time was the 1999-2000 season in Beard-Eaves-Memorial Coliseum.

KARL MALONE FINALIST

» Auburn freshman forward Jabari Smith was named one of five finalists for the 2022 Karl Malone Power Forward of the Year Award as announced by the Naismith Memorial Basketball Hall of Fame on March 3.

» One of the top freshmen in the country and Auburn's leading scorer averaging 17.2 points per game, Smith is the first Auburn freshman player in program history to record 500 points and 200 rebounds. Smith has also recorded five double-doubles performances and 14 20+ point outings this season including a career-high 31 against Vanderbilt on Feb. 16.

» Other finalists include: Paolo Banchemo of Duke, Chet Holmgren of Gonzaga, Keegan Murray of Iowa and EJ Liddell of Ohio State

SCORING IN BUNCHES

» Jabari Smith entered the SEC Tournament as one of the hottest players in the country over the previous three weeks. Smith put together an impressive six-game run, scoring 31-28-15-27-27-21 points. In those six games, Smith has averaged 24.8 points, 7.3 rebounds, while shooting 50.0 percent from the field and 56.8 percent from beyond the arc (21-of-37).

» His 149 points were the most by an Auburn player over a six-game span since 2014 when Chris Denson had 160 points against Alabama (32), Georgia (18), South Carolina (25), LSU (29), Kentucky (26) and Miss. State (30).

SHARP SHOOTER & SHOT BLOCKER

» Sophomore post Walker Kessler led the SEC in conference-only games shooting 65.0% from the field on 90-of-143 shots. Meanwhile, if Kessler were a team by himself, "Kessler University" would have been second in the SEC in blocks during conference play with 90. Alabama and Florida were behind Auburn (148) with 88 and 87, respectively.

» In the last 22 years (since 2000-01), only 15 players have shot above 60 percent in SEC play, with Kessler's percentage the third best during that span. And his 90 blocks are more than any other player during that time. Listed are the top 10 field goal percentages and top shot blockers in SEC games since 2001:

Field Goal Percentage, SEC Games - 2000-2022

1. Anthony Davis, UK (2012) _____ .674 (97-144)
2. Joakim Noah, UF (2006) _____ .656 (86-131)
3. Walker Kessler, AU (2022) _____ .650 (93-143)
4. Daniel Gafford, AR (2019) _____ .647 (121-187)
5. Robert Williams, TAMU (2018) _____ .636 (89-140)
6. Jeremiah Tilmon, MO (2021) _____ .631 (70-111)
7. Damien Jones, VU (2016) _____ .628 (108-172)
8. Randolph Morris, UK (2006) _____ .624 (88-141)
9. Nick Richards, UK (2020) _____ .619 (99-160)
10. Erik Daniels, UK (2004) _____ .611 (102-167)
- Tyler Davis, TAMU (2017) _____ .611 (91-149)

Blocked Shots, SEC Games - 2000-2022

1. Walker Kessler, AU (2022) _____ 90 (5.0 bpg)
2. Anthony Davis, UK (2012) _____ 79 (4.9 bpg)
3. Jarvis Varnardo, MSU (2008) _____ 78 (4.9 bpg)
4. Jarvis Varnardo, MSU (2010) _____ 74 (4.6 bpg)
5. Sam Muldrow, SC (2011) _____ 62 (3.9 bpg)
- Jordan Mickey, LSU (2015) _____ 62 (3.6 bpg)
7. Jarvis Varnardo, MSU (2009) _____ 61 (3.8 bpg)

BLOCK PARTY

» Auburn leads the country in blocked shots per game (8.0) and total blocks (264). The Tigers' 264 total blocks are a school single-season record, which was broken on Feb. 8 at Arkansas after just 24 games.

» Sophomore Walker Kessler is second nationally in total blocks (153) and blocks per game (4.6). Kessler's 153 blocks is the Auburn school single-season record. Kessler broke the school mark on Feb. 23 against Ole Miss, breaking the previous record of 123 set by Kyle Davis in 2002-03.

» AU has three 14 block games this season, including against Texas A&M where Kessler had a career-best 12. The Tigers also had 14 blocks in their SEC opener against LSU on Dec. 29 and against Yale on Dec. 4. The 14 block performances are three off from the school single-game record (17 vs. Nicholls State in 2011 – SEC record is 18).

» The Tigers' 8.0 blocks per game average is on pace to be the second best in SEC history (8.6, Kentucky, 2012) and the 254 are the seventh most in a SEC single season.

» Auburn's average of 8.00 bpg is 10th-best in NCAA Division I history. The 1988-89 Georgetown Hoyas' average of 9.09 is the D1 record.

Auburn Single Season Blocked Shots

1. 2021-22	264
2. 2018-19	190
3. 2017-18	180
4. 2002-03	178
5. 2020-21	163

Individual Single Season Blocked Shots

1. Walker Kessler (2021-22)	153
2. Kyle Davis (2002-03)	126
3. Kyle Davis (2000-01)	84
4. Kyle Davis (2001-02)	78
Mamadou N'diaye (1998-99)	77

SEC Single Season Blocked Shots

1. Kentucky (40g) - 2012	344
2. Kentucky (38g) - 2010	273
3. Mississippi State (36g) - 2009	271
Mississippi State (36g) - 2010	271
5. Kentucky (39g) - 2015	268
6. Mississippi State (34g) - 2008	267
7. Auburn (32g) - 2022	264
8. Kentucky (39g) - 1998	240
Kentucky (38g) - 2011	239
10. Kentucky (36g) - 2009	238

DOUBLE TROUBLE

» Freshman forward Jabari Smith and sophomore post Walker Kessler have been one of the nation's top front court duos. They have combined to average 28.9 points, 15.4 rebounds, 5.6 blocks on the season while shooting 51.0 percent from the field combined.

RIISING THE FRESHMAN CHARTS

» Freshman Jabari Smith is having one of the best rookie campaigns in Auburn history.
 » He is one point shy of tying and two from breaking Auburn's freshman single-season scoring record. Eddie Johnson scored 567 points as a rookie in 1973-74.
 Listed is where Smith ranks among the AU single-season freshman top 10 list:

Category	Total	Rank	Next
Points	566	2nd	1st, 567
Scoring Avg.	17.2	3rd	2nd, 18.4
Rebounds	237	T5th	4th, 240
Rebound Avg.	7.18	5th	4th, 8.23
FG Made	180	4th	3rd, 202
FG Attempts	411	5th	4th, 416
3-point FG	78	T1st	1st, 78
3-point FGA	180	2nd	1st, 211
3-point Pct.	.433	1st	---
FT Made	128	2nd	1st, 137
FT Attempts	158	2nd	1st, 178
FT Pct.	.810	5th	4th, .820
Games Started	33	1st	---
Double Figures	28	2nd	1st, 31
20-pt Games	14	2nd	1st, 18
25-pt Games	5	T2nd	1st, 12
Double Doubles	6	5th	4th, 7
10-reb Games	7	T4th	4th, 7

TOP OF THE PACK

» In the last five seasons, no team in the SEC has won more than Auburn as the Tigers are one of six programs to amass 100+ wins. Listed below are the records of all 14 SEC teams from the 2017-18 season until now.

Team	'17-18	'18-19	'19-20	'20-21	'21-22	Total
Auburn	26-8	30-10	25-6	13-14	28-5	122-43
Tennessee	26-9	31-6	17-14	18-9	27-7	119-44
Kentucky	26-11	30-7	25-6	9-16	26-8	116-48
Arkansas	23-12	18-16	20-12	25-7	26-8	112-55
LSU	18-15	28-7	21-10	19-10	22-12	108-54
Miss. State	25-12	23-11	20-11	18-15	18-16	104-66
Alabama	20-16	18-16	16-15	26-7	19-14	99-68
Florida	21-13	20-16	19-12	15-10	20-13	95-64
Texas A&M	22-13	14-18	16-14	8-10	24-12	84-67
Missouri	20-13	15-17	15-16	16-10	12-21	78-77
Ole Miss	12-20	20-13	15-17	16-12	13-19	76-81
S. Carolina	17-16	16-16	18-13	6-15	18-13	75-73
Georgia	18-15	11-21	16-16	14-12	6-26	65-90
Vanderbilt	12-20	9-23	11-21	9-16	17-16	58-96

NON-CONFERENCE SUCCESS

» The Tigers have the best winning percentage (.870) among SEC schools in the last six years in non-conference games and are second in total non-SEC wins during that time with 60.

Team	'16-17	'17-18	'18-19	'19-20	'20-21	'21-22	Total (Pct.)
Auburn	6-2 ##	12-1	11-2	13-0	6-3	13-2	61-10 (.859)
Arkansas	11-2	11-2	9-4	12-1	12-3	13-3	68-15 (.819)
LSU	8-4	9-3	10-3	9-4	8-4	13-3	57-21 (.766)
Miss. State	9-3	12-1	12-1	9-4	10-5	10-6	62-20 (.756)
Tennessee	8-5	10-2	12-1	8-5	8-2	13-3	59-18 (.753)
Kentucky	10-3	11-2	11-2	10-3	1-7	12-4	55-21 (.724)
Texas A&M	8-4	11-2	7-5	6-6	6-2	15-3	53-22 (.707)
Florida	10-3	9-4	8-5	8-5	6-3	11-4	52-24 (.684)
Georgia	9-4	9-3	9-4	10-3	7-1	5-9	50-24 (.676)
Alabama	7-5	9-4	9-4	8-5	10-5	10-5	54-27 (.667)
Ole Miss	9-4	7-6	10-3	9-4	6-4	9-5	50-26 (.658)
Missouri	5-7	10-3	9-3	8-5	8-2	7-8	47-28 (.627)
S. Carolina	10-3	9-4	5-8	8-5	2-3	9-4	43-27 (.614)
Vanderbilt	7-6	6-7	9-4	8-5	6-3	9-5	45-30 (.600)

Record does not include results that were vacated by the NCAA Committee on Infractions.

CLASS OF THE SEC: MOST GRADUATES SINCE 2014

When it comes to graduating players, nobody in the SEC has done it better than Head Coach Bruce Pearl and Auburn. Since 2014, the Tigers have had 32 student-athletes walk across the graduation stage and earn their degrees, which is the highest number in the SEC. Pictured below is recent graduate Anfernee McLemore, who earned two degrees in his four seasons with the Tigers.



TRIPLE-DOUBLE WALKER

» Kessler recorded his second triple-double of the season in a win on Feb. 12 over Texas A&M with 12 points, 11 rebounds and a career-high 12 blocks. His first career triple-double came on Dec. 29 versus LSU (16 pts, 10 reb, 11 blk).
 » He is the fifth player in SEC history to record multiple triple-doubles with only Shaquille O'Neal (6) to record more.
 » Of the 29 all-time triple-doubles achieved by SEC players, on 18 have come in SEC games.

SEC Career Triple Doubles	Total	vs. SEC
Shaquille O'Neal, LSU (1990-92)	6	3
Walker Kessler, AU (2022)	2	2
Roy Rogers, ALA (1996)	2	2
Jarvis Varnado, MSU (2008-10)	2	2
Nick Calathes, UF (2008-09)	2	1

AUBURN SINGLE-SEASON RECORD WATCH

» Below is where the Tigers rank in the school single-season record book:

Category	Total	Rank	Next
Wins	28	3rd	2nd, 29
Winning Pct.	.849	5th	4th, .864
Scoring Margin	+11.9	3rd	2nd, +17.4
FG Made	922	7th	6th, 928
FG Attempts	2097	6th	5th, 2102
3-point FGM	269	8th	7th, 271
3-point FGA	836	3rd	2nd, 908
Rebounds	1327	4th	3rd, 1335
Blocks	264	1st	---
Steals	283	4th	2nd, 327

NEVER GIVE UP

» The Tigers have won six games this season when trailing by double-digits, including four or the road.

Opponent	Deficit	Final
at USF	15, 5:26 1st H	W, 58-52
at St. Louis	13, 9:13 2nd H	W, 74-70
at Ole Miss	14, 6:04 1st H	W, 80-71
vs. Kentucky	12, 14:01 1st H	W, 80-71
at Missouri	10, 14:12 1st H	W, 55-54
vs. Vanderbilt	11, 17:23 1st H	W, 94-80

STRENGTH IN NUMBERS

» With an 10-player rotation, the Auburn bench has outscored its opponents' bench, 831-525, this season including 44-20 advantage on Feb. 1 against Alabama and a 40-11 at South Carolina on Jan. 4 to ring in the New Year.
 » The Tiger reserves have accounted for 32 percent of the team's scoring output behind sixth man Wendell Green Jr. (12.0 ppg), Devin Cambridge (5.3 ppg), Jaylin Williams (5.4 ppg), Dylan Cardwell (3.1 ppg), Lior Berman (2.1 ppg) and Chris Moore (1.8 ppg).
 » Wendell Green Jr.'s 324 bench points are seventh most by a player nationally this season.
 » Auburn's 44 bench points against Alabama on Feb. 1 were tied for the third most in the Bruce Pearl Era and most in a SEC game under Pearl since his first Tiger team had 44 at Arkansas on Feb. 10, 2015. The most bench points under Pearl is 52 against Mississippi College on Nov. 14, 2018.

BALANCED ATTACK IN SEC PLAY

» The Tigers had four players averaging double figures in conference games for the first time in 13 years. Freshman Jabari Smith's 17.3 points per game led Auburn in SEC play. Also averaging double figures were Wendell Green Jr. (12.7 ppg), K.D. Johnson (12.4 ppg) and Walker Kessler (12.4 ppg). The last time AU had four players average in double figures in SEC play was the 2008-09 season (DeWayne Reed, 13.6 ppg; Korvotney Barber, 12.8 ppg; Tay Waller, 12.1 ppg; Rasheem Barrett, 11.9 ppg).

ABDUL-JABBAR CENTER OF YEAR WATCH LIST

» Auburn sophomore forward/center Walker Kessler (Newnan, Ga.) was named one of five watch list members for the 2022 Kareem Abdul-Jabbar Center of the Year Award as announced by the Naismith Memorial Basketball Hall of Fame on March 5. Kessler is joined on the list by Adama Sanogo of Connecticut, Drew Timme of Gonzaga, Kofi Cockburn of Illinois and Oscar Tshiebwe of Kentucky.
 » Kessler is averaging 11.7 points, 8.2 rebounds and 4.6 blocks per game for the Tigers. His 4.6 blocks per game and 153 total blocks are first nationally. He has recorded 12 double-doubles this season including a national leading two triple-doubles.

NO. 1 IN THE AP POLL

» Auburn move up to No. 1 in The Associated Press Top 25 Poll on January 24th for the first time in program history and held that spot for three consecutive weeks. On Jan. 31, the Tigers were tied for first with Gonzaga atop the USA Today Coaches' Poll, also a program first. Auburn is one of only eight SEC schools (Alabama, Arkansas, Florida, Kentucky, Missouri, South Carolina and Tennessee) all-time to ever achieve a AP No. 1 national ranking.
 » Coach Pearl is one of only three known head coaches to ever lead a school to a No. 1 national ranking next to Frank McGuire (St. John's, North Carolina, South Carolina) and John Calipari (UMass, Memphis, Kentucky). He is the first to lead two SEC schools to the program's first-ever No. 1 national ranking.

AUBURN'S CONSISTENT RISE IN THE TOP 10

» Auburn has been ranked in the Top 10 in four of the last five years under Head Coach Bruce Pearl. The Tigers were previously ranked in the Top 10 seven times during the 1958-59 (2nd), 1960-61 (9th), 1962-63 (9th), 1985-86 (10th), 1986-87 (5th), 1998-99 (2nd) and 1999-00 (2nd) campaigns. Below are the highest national rankings achieved by the program in the Pearl Era. He has led three teams to a No. 1 national ranking – Southern Indiana (1997), Tennessee (2008) and now Auburn.

- 2017-18: 8th
- 2018-19: 7th
- 2019-20: 4th
- 2021-22: 1st

CONTRACT EXTENSION FOR BP

» On January 29, Auburn Director of Athletics Allen Green announced that Auburn and Coach Pearl agreed to a new eight-year contract that runs through 2030. The contract will pay Pearl \$5.4 million annually with a \$250,000 annual escalator.

ROAD WARRIORS

» Prior to losing in overtime at Arkansas on Feb. 8, Auburn had a perfect 7-0 mark in true road games, including a 5-0 road record in SEC play.
 » Auburn is 8-3 (.727) in true road games while the rest of the SEC is 43-79 (.355). In SEC games, the Tigers are 6-3 (.625) vs. 38-73 (.342) mark by the other 13 schools. The Tigers are the only SEC school with two loss in true road games this season and only team with five SEC road wins. Auburn last won six SEC road games in 1998-99.
 » The Tigers' six SEC road wins equal the most in program history, joining the 1998-99 team that finished 6-2 in conference road games.
 » Four of those eight wins have seen the Tigers overcome a 10 or more point deficit, including Jan. 25 at Missouri (10).

ROAD WIN STREAK #2 IN SCHOOL HISTORY

» The Tigers' seven-game road win streak to start the season was the second longest in school history. Auburn won eight consecutive away from home during a two-season span during the 1957-58 and 1958-59 seasons. The Tigers' streak was snapped on Feb. 8 in a 80-76 overtime loss at Arkansas.

40 IN A ROW

» Auburn has won 40 consecutive non-conference games at Auburn Arena. Its last non-conference home loss was Jan. 20, 2016 vs. Oklahoma State (63-74). Bruce Pearl is 50-3 at Auburn in non-conference home games.

SCORING IN BUNCHES

» Auburn's streak of 80 or more points in six straight SEC games (81.7 ppg) was snapped at Missouri on Jan. 25. The six-game streak marked the first time it has accomplished the feat since the 1977-78 season when it scored 80 or more during a eight-game stretch (89.5 ppg) from Feb. 6-March 6 (4-4 record).
 » The Tigers scored 80 or more points in nine of 16 SEC games in 2022.

GAMEDAY VISITS THE PLAINS

» For the second time in program history, ESPN's College GameDay came to Auburn on Saturday, Feb. 12. The one-hour show hosted by Rece Davis, along with analysts Jay Bilas, LaPhonso Ellis and Seth Greenberg, was live ahead of the No. 1-ranked Tigers' SEC matchup with Texas A&M at Auburn Arena. The Tigers previously hosted the CGD crew ahead of their game against Kentucky on Feb. 1, 2020.

HONORING COACH SONNY SMITH

» Sonny Smith, the first coach to lead the Auburn men's basketball program to the NCAA Tournament was honored with a banner unveiling in Auburn Arena on January 29.

» Smith served as Auburn's head coach from 1978-89, compiling a record of 173-154, guiding the Tigers to five consecutive NCAA Tournament appearances from 1984-88. He currently provides color commentary for Auburn men's basketball on the Auburn Sports Network, a role he has held since 2012.

» He directed Auburn to its first-ever NCAA Tournament in 1984 and to its first-ever SEC Tournament title in 1985. He led Auburn to its first-ever Sweet 16 appearance in 1985 and a year later to its first-ever Elite Eight appearance. Smith was named SEC Coach of the Year in 1984 and 1988 and was the NABC District Coach of the Year in 1984. Smith was inducted into the Alabama Sports Hall of Fame in 2007 and the Tennessee Sports Hall of Fame in 2020.

FATHER-SON COACHING DUOS

» The Pearls are one of eight father-son duos coaching in college basketball this season.

- Auburn – Bruce & Steve Pearl
- Bellarmino – Scott & Doug Davenport
- CSU Bakersfield – Rod & Brandon Barnes
- CSUN – Trent & Terry Johnson
- Davidson – Bob & Matt McKillop
- Detroit Mercy – Mike Davis & Mike Davis Jr.
- High Point – Tubby & G.G. Smith
- Houston – Kelvin & Kellen Sampson

A PEARL FOR A PEARL

» A rarity, the North Alabama game was the fourth known time a son took over the head coaching reins for his father during the same season in the NCAA Division I coaching ranks:

- UNLV – Charlie & Jay Spoonhour (2003-04 Season – 10 Games)
- Oklahoma State – Eddie & Sean Sutton (2005-06 Season – 9 Games)
- Texas Tech – Bob & Pat Knight (2007-08 Season – 11 Games)
- Auburn – Bruce & Steven Pearl (2021-22 Season – One Game)

PEARL RISING IN SEC RECORD BOOK

» Through his tenures as head coach at two SEC schools - Auburn and Tennessee - Bruce Pearl is among the Top 15 coaches in conference history in terms of wins at SEC schools only and SEC regular season wins. Below is where he stands in the SEC coaching ranks all-time:

	By Victories (SEC Schools Only)	
8.	Tubby Smith _____ UGA/UK	308
9.	Bruce Pearl ## _____ AU/UT	297
	Joe B. Hall _____ UK	297
	Hugh Durham _____ UGA	297
	Rick Stansbury _____ MSU	293
13.	Ray Mears _____ UT	278
	Roy Skinner _____ VU	278
15.	Wimp Sanderson _____ UA	265
	John Mauer _____ UK/UT/UF	265

SEC Regular Season Games

12.	Kevin Stallings _____ VU	138
13.	Bruce Pearl ## _____ AU/UT	132
	Wimp Sanderson _____ UA	132
15.	Norm Sloan _____ UF	126
16.	Joel Eaves _____ AU	124
17.	Rick Stansbury _____ MS	122

Record does not include results that were vacated by the NCAA Committee on Infractions.

AUBURN VS. TOP-25 OPPONENTS

» Auburn is 75-219 against teams from the AP Top 25 all-time, including a 3-2 mark in 2021-22. Three years ago, the Tigers set a program record by defeating six top-25 teams, including five in a row from the SEC Tournament title to a trip to the Final Four.

AUBURN AS A RANKED TEAM

» Auburn entered the 2021-22 season ranked No. 22 in the preseason Associated Press Top 25 poll, marking the seventh time in school history it has appeared in the preseason poll. It is the third time in the Pearl Era, all in the last four years, that the Tigers have been ranked to begin the season.

» Under Bruce Pearl, the Tigers are 86-25 when ranked, including a 28-5 mark in 2021-22.

FLANIGAN RETURNS TO LINEUP

» Auburn junior guard Allen Flanigan, the SEC's fourth leading returning scorer, had a successful procedure in early September to repair his right Achilles after suffering a non-basketball related trauma. He made a return to the lineup versus Murray State on Dec. 22 and started against No. 16 LSU on Dec. 29.

» He and his father, Wes, an alum and assistant coach for the Tigers, are one of 24 known father-son coach-player combos currently in NCAA Division I. The list also includes Dan and Andrew Hurley (UConn), Mike and Antoine Davis (Detroit Mercy), Penny and Jayden Hardaway (Memphis), Juwan and Jace Howard (Michigan), Tom and Steven Izzo (Michigan State) and Frank and Brandon Martin (South Carolina) to name a few notable father-sons.

PRESEASON HONORS AND WATCH LIST

» A pair of Tigers appear on some of the nation's top watch lists. Freshman Jabari Smith is a member of the John Wooden Preseason Top 50 Watch List which identifies 50 players for national player of the year and all-America honors. Smith also is on the Karl Malone Award Watch List which is presented each year to the country's top power forward. Sophomore center Walker Kessler is on the Kareem Abdul-Jabbar Award Watch List, given annually to the nation's top center.

» Allen Flanigan was named to the Coaches' Preseason All-SEC first team while Jabari Smith was named to the second team. Smith, the highest rated player ever signed at Auburn, was the only freshman to be voted on either team.

NABC TABS TIGERS FOR ACADEMICS

» The 2020-21 Auburn men's basketball team was named a recipient of the National Association of Basketball Coaches (NABC) Team Academic Excellence Award. The award, created by the NABC Committee on Academics, recognizes outstanding academic achievement by a team with a cumulative grade point average (GPA) of 3.0 or better. The Tigers earned the award for the first time since its inception in 2013 and were one of only two Southeastern Conference teams to garner recognition, in addition to Tennessee.

SEC IN STRETCH

» Babatunde "Stretch" Akingbola represented Auburn at this year's Southeastern Conference Basketball Leadership Council that was held in September. The council consisted of one male representative and one female representative from each of the SEC's 14 institutions. The goal of the leadership council is for student-athletes to serve as a conduit of communication from their teams to the conference office on issues related to student-athlete experience, student-athlete wellness, and to provide feedback on proposed rules governing the SEC and NCAA.

ON TO THE LEAGUE

» Auburn lost four of its top six scorers from last year, including NBA Draft picks in guard Sharife Cooper (20.2 ppg, 8.0 apg) and forward JT Thor (9.4 ppg, 5.0 rpg). Thor was a first-round pick of the Charlotte Hornets, while Cooper was a second rounder to the Atlanta Hawks.

» Auburn's 4 NBA Draft picks in last three years is tied for seventh most nationally and third in the Southeastern Conference.

» The four draft picks in last three years are the most for Auburn in the modern draft era (Chuma Okeke, Isaac Okoro, JT Thor, Sharife Cooper).

AUBURN IN MARCH MADNESS ALL TIME

1984 • #5 SEED • EAST REGION

Date	Opponent	Location	Result
Feb. 24	Richmond (#12 Seed)	Charlotte, N.C.	L, 71-72

1985 • #11 SEED • SOUTHEAST REGION

Date	Opponent	Location	Result
March 14	Purdue (#6 Seed)	South Bend, Ind.	W, 59-58
March 16	Kansas (#3 Seed)	South Bend, Ind.	W, 66-64
March 22	North Carolina (#2 Seed)	Birmingham, Ala.	L, 56-62

1986 • #8 SEED • WEST REGION

Date	Opponent	Location	Result
March 14	Arizona (#9 Seed)	Long Beach, Calif.	W, 73-63
March 16	St. John's (#1 Seed)	Long Beach, Calif.	W, 81-65
March 20	UNLV (#4 Seed)	Houston, Texas	W, 70-63
March 22	Louisville (#2 Seed)	Houston, Texas	L, 76-84

1987 • #8 SEED • MIDWEST REGION

Date	Opponent	Location	Result
March 12	San Diego (#9 Seed)	Indianapolis, Ind.	W, 62-61
March 14	Indiana (#1 Seed)	Indianapolis, Ind.	L, 90-107

1988 • #8 SEED • SOUTHEAST REGION

Date	Opponent	Location	Result
March 17	Bradley (#9 Seed)	Atlanta, Ga.	W, 90-86
March 19	Oklahoma (#1 Seed)	Atlanta, Ga.	L, 87-107

1999 • #1 SEED • SOUTH REGION

Date	Opponent	Location	Result
March 11	Winthrop (#16 Seed)	Indianapolis, Ind.	W, 80-41
March 13	Oklahoma State (#9 Seed)	Indianapolis, Ind.	W, 81-74
March 18	Ohio State (#4 Seed)	Knoxville, Tenn.	L, 64-72

2000 • #7 SEED • MIDWEST REGION

Date	Opponent	Location	Result
March 16	Creighton (#10 Seed)	Minneapolis, Minn.	W, 72-69
March 17	Iowa State (#2 Seed)	Minneapolis, Minn.	L, 60-79

2003 • #10 SEED • EAST REGION

Date	Opponent	Location	Result
March 21	St. Joe's (#7 Seed)	Tampa, Fla.	W, 65-63 (OT)
March 23	Wake Forest (#2 Seed)	Tampa, Fla.	W, 68-62
March 28	Syracuse (#3 Seed)	Albany, N.Y.	L, 78-79

2018 • #4 SEED • MIDWEST REGION

Date	Opponent	Location	Result
March 16	Col. of Charleston (#13 Seed)	San Diego, Calif.	W, 62-58
March 18	Clemson (#5 Seed)	San Diego, Calif.	L, 53-84

2019 • #5 SEED • MIDWEST REGION

Date	Opponent	Location	Result
March 21	New Mexico St. (#12 Seed)	Salt Lake City, Utah	W, 78-77
March 23	Kansas (#4 Seed)	Salt Lake City, Utah	W, 89-75
March 29	North Carolina (#1 Seed)	Kansas City, Mo.	W, 97-80
March 31	Kentucky (#2 Seed)	Kansas City, Mo.	W, 77-71 (OT)
April 6	Virginia (#1 Seed)	Minneapolis, Minn.	L, 62-63

2022 • #2 SEED • MIDWEST REGION

Date	Opponent	Location	Result
March 18	Jacksonville State (#15 Seed)	Greenville, S.C.	W, 80-61

AUBURN RECORD BY SEED - VS. SEED

Overall	18-10	Overall	18-10
As 1 seed	2-1	vs. 1 seed	2-3
As 2 seed	1-0	vs. 2 seed	2-3
As 3 seed	0-0	vs. 3 seed	1-1
As 4 seed	1-1	vs. 4 seed	2-1
As 5 seed	4-2	vs. 5 seed	0-1
As 6 seed	0-0	vs. 6 seed	1-0
As 7 seed	1-1	vs. 7 seed	1-0
As 8 seed	5-3	vs. 8 seed	0-0
As 9 seed	0-0	vs. 9 seed	4-0
As 10 seed	2-1	vs. 10 seed	1-0
As 11 seed	2-1	vs. 11 seed	0-0
As 12 seed	0-0	vs. 12 seed	1-1
As 13 seed	0-0	vs. 13 seed	1-0
As 14 seed	0-0	vs. 14 seed	0-0
As 15 seed	0-0	vs. 15 seed	1-0
As 16 seed	0-0	vs. 16 seed	1-0

AUBURN'S RECORD BY OPPONENT

Arizona	1-0	Ohio State	0-1
Bradley	1-0	Oklahoma	0-1
Col. of Charleston	1-0	Oklahoma State	1-0
Clemson	0-1	Purdue	1-0
Creighton	1-0	Richmond	0-1
Indiana	0-1	St. John's	1-0
Iowa State	0-1	St. Joseph's	1-0
Jacksonville State	1-0	San Diego	1-0
Kansas	2-0	Syracuse	0-1
Kentucky	1-0	UNLV	1-0
Louisville	0-1	Virginia	0-1
New Mexico State	1-0	Wake Forest	1-0
North Carolina	1-1	Winthrop	1-0

AUBURN IN MARCH MADNESS BY REGION

Region	App.	Games	Record	Season(s)
East	2	4	2-2	1984, 2003
Midwest	5	12	8-4	1987, 2000, 2018, 2019, 2022
South	1	3	2-1	1999
Southeast	2	5	3-2	1985, 1988
West	1	4	3-1	1986

AUBURN COACHES IN NCAA TOURNAMENT

Coach	App.	Record	Sweet 16	Elite 8	Final 4	Season(s)
Bruce Pearl	3	6-2	1	1	1	2018, '19, '22
Cliff Ellis	3	5-3	2	--	--	1999, '000, '03
Sonny Smith	5	7-5	2	1	--	1984, '85, '86, '87, '88

AUBURN NCAA TOURNAMENT RECORDS - INDIVIDUAL SINGLE GAME

Points

Player	Pts	Opponent	Date	Location	Round
1. Chris Morris	36	Bradley	3/17/1988	Atlanta, GA	First
2. Mike Jones	30	Indiana	3/14/1987	Indianapolis, IN	Second
3. Scott Pohlman	28	Oklahoma St.	3/13/1999	Indianapolis, IN	Second
4. Jared Harper	26	Kentucky (OT)	3/23/2019	Kansas City, MO	Elite 8
Marquis Daniels	27	Syracuse	3/28/2003	Albany, NY	Sweet 16
Chuck Person	27	St. John's	3/16/1986	Long Beach, CA	Second
7. Bryce Brown	25	Kansas	3/23/2019	Salt Lake City, UT	Second
Marquis Daniels	25	St. Joseph's	3/21/2003	Tampa, FL	First
Chuck Person	25	UNLV	3/20/1986	Houston, TX	Sweet 16
10. Bryce Brown	24	Kentucky (OT)	3/31/2019	Kansas City, MO	Elite 8
Jeff Moore	24	Indiana	3/14/1987	Indianapolis, IN	Second
Mike Jones	24	San Diego	3/12/1987	Indianapolis, IN	First
13. Chuck Person	23	Louisville	3/22/1986	Houston, TX	Elite 8
Frank Ford	23	Kansas	3/16/1985	South Bend, IN	Second
Charles Barkley	23	Richmond	3/15/1984	Charlotte, NC	First

Rebounds

Player	Reb	Opponent	Date	Location	Round
1. Charles Barkley	17	Richmond	3/15/1984	Charlotte, NC	First
2. Chuck Person	15	St. John's	3/16/1986	Long Beach, CA	Second
3. Jabari Smith	14	Jacksonville St.	3/18/2022	Greenville, SC	First
4. Jeff Moore	14	San Diego	3/12/1987	Indianapolis, IN	First
5. Jeff Moore	13	Bradley	3/17/1988	Atlanta, GA	First
6. Anfernee McLemore	12	Virginia	4/6/2019	Minneapolis, MN	Final 4
Chris Morris	12	Bradley	3/17/1988	Atlanta, GA	First
Jeff Moore	12	Arizona	3/14/1986	Long Beach, CA	First
Chuck Person	12	North Carolina	3/22/1985	Birmingham, AL	Sweet 16
10. Chuma Okeke	11	North Carolina	3/29/2019	Kansas City, MO	Sweet 16
Mamadou N'diaye	11	Creighton	3/16/2000	Minneapolis, MN	First
Chris Porter	11	Ohio State	3/18/1999	Knoxville, TN	Sweet 16
Mamadou N'diaye	11	Ohio State	3/18/1999	Knoxville, TN	Sweet 16
Jeff Moore	11	Oklahoma	3/19/1988	Atlanta, GA	Second
Chris Morris	11	San Diego	3/12/1987	Indianapolis, IN	First
Chuck Person	11	UNLV	3/20/1986	Houston, TX	Sweet 16

Assists

Player	Ast	Opponent	Date	Location	Round
1. Jared Harper	11	North Carolina	3/29/2019	Kansas City, MO	Sweet 16
2. Gerald White	10	Indiana	3/14/1987	Indianapolis, IN	Second
Gerald White	10	UNLV	3/20/1986	Houston, TX	Sweet 16
4. Gerald White	9	Louisville	3/22/1986	Houston, TX	Elite 8
Gerald White	9	St. John's	3/16/1986	Long Beach, CA	Second
6. Terrance Howard	8	Oklahoma	3/19/1988	Atlanta, GA	Second
7. K.D. Johnson	7	Jacksonville St.	3/18/2022	Greenville, SC	First
Johnny Lynn	7	Bradley	3/17/1988	Atlanta, GA	First
9. Wendell Green Jr.	6	Jacksonville St.	3/18/2022	Greenville, SC	First
Jared Harper	6	Kansas	3/23/2019	Salt Lake City, UT	Second
Doc Robinson	6	Creighton	3/16/2000	Minneapolis, MN	First
Doc Robinson	6	Ohio State	3/18/1999	Knoxville, TN	Sweet 16
Gerald White	6	Arizona	3/14/1986	Long Beach, CA	First

Steals

Player	Stl	Opponent	Date	Location	Round
1. Frank Ford	5	UNLV	3/20/1986	Houston, TX	Sweet 16
2. Chuma Okeke	4	Kansas	3/23/2019	Salt Lake City, UT	Second
Chris Porter	4	Winthrop	3/11/1999	Indianapolis, IN	First
Jay Heard	4	Winthrop	3/11/1999	Indianapolis, IN	First
Gerald White	4	St. John's	3/16/1986	Long Beach, CA	Second
Chris Morris	4	Louisville	3/22/1986	Houston, TX	Elite 8
7. 8 times	3	most recent occurrences:			
Jared Harper	3	Kentucky (OT)	3/31/2019	Kansas City, MO	Elite 8
Bryce Brown	3	Kentucky (OT)	3/31/2019	Kansas City, MO	Elite 8
Chuma Okeke	3	New Mexico St.	3/21/2019	Salt Lake City, UT	First

Blocks

Player	Blks	Opponent	Date	Location	Round
1. Walker Kessler	9	Jacksonville St.	3/18/2022	Greenville, SC	First
2. Kyle Davis	4	Syracuse	3/28/2003	Albany, NY	Sweet 16
Kyle Davis	4	Wake Forest	3/23/2003	Tampa, FL	Second
Kyle Davis	4	St. Joseph's	3/21/2003	Tampa, FL	First
5. Horace Spencer	3	North Carolina	3/29/2019	Kansas City, MO	Sweet 16
Mamadou N'diaye	3	Creighton	3/16/2000	Minneapolis, MN	First
Mamadou N'diaye	3	Ohio State	3/18/1999	Knoxville, TN	Sweet 16
Chris Morris	3	Oklahoma	3/19/1988	Atlanta, GA	Second
Chris Morris	3	Bradley	3/17/1988	Atlanta, GA	First

Field Goals Made

Player	FGM	Opponent	Date	Location	Round
1. Marquis Daniels	12	Syracuse	3/28/2003	Albany, NY	Sweet 16
Chuck Person	12	UNLV	3/20/1986	Houston, TX	Sweet 16
Chuck Person	12	St. John's	3/16/1986	Long Beach, CA	Second
4. Scott Pohlman	11	Oklahoma State	3/13/1999	Indianapolis, IN	Second
Chris Morris	11	Bradley	3/17/1988	Atlanta, GA	First
Jeff Moore	11	Indiana	3/14/1987	Indianapolis, IN	Second
Mike Jones	11	San Diego	3/12/1987	Indianapolis, IN	First
Chuck Person	11	Louisville	3/22/1986	Houston, TX	Elite 8
9. Marquis Daniels	10	St. Joseph's	3/21/2003	Tampa, FL	First
Mike Jones	10	Indiana	3/14/1987	Indianapolis, IN	Second
Chuck Person	10	Kansas	3/16/1985	South Bend, IN	Second

Field Goals Attempted

Player	FGA	Opponent	Date	Location	Round
1. Chuck Person	25	North Carolina	3/22/1985	Birmingham, AL	Sweet 16
2. Chuck Person	24	Louisville	3/22/1986	Houston TX	Elite 8
3. Chris Morris	23	Bradley	3/17/1988	Atlanta, GA	First
4. Mike Jones	22	Indiana	3/14/1987	Indianapolis, IN	Second
Chuck Person	22	UNLV	3/20/1986	Houston, TX	Sweet 16
Chuck Person	22	St. John's	3/16/1986	Long Beach, CA	Second
Chuck Person	22	Arizona	3/14/1986	Long Beach, CA	First
8. Marquis Daniels	21	Syracuse	3/28/2003	Albany, NY	Sweet 16
9. Jeff Moore	20	Indiana	3/14/1987	Indianapolis, IN	Second
10. Marquis Daniels	19	St. Joseph's	3/21/2003	Tampa, FL	First
Chuck Person	19	Kansas	3/16/1985	South Bend, IN	Second

3-Point Field Goals Made

Player	3FGM	Opponent	Date	Location	Round
1. Bryce Brown	7	Kansas	3/23/2019	Salt Lake City, UT	Second
2. Jabari Smith	4	Jacksonville St.	3/18/2022	Greenville, SC	First
Bryce Brown	4	Virginia	4/6/2019	Minneapolis, MN	Final 4
Bryce Brown	4	Kentucky (OT)	3/31/2019	Kansas City, MO	Elite 8
Danjel Purifoy	4	North Carolina	3/29/2019	Kansas City, MO	Sweet 16
Jared Harper	4	New Mexico St.	3/21/2019	Salt Lake City, UT	First
Daymeon Fishback	4	Creighton	3/16/2000	Minneapolis, MN	First
Nathan Watson	4	Syracuse	3/28/2003	Albany, NY	Sweet 16
Gerald White	4	Indiana	3/14/1987	Indianapolis, IN	Second
10. 11 times	3	most recent occurrences:			
Chuma Okeke	3	North Carolina	3/29/2019	Kansas City, MO	Sweet 16
Malik Dunbar	3	North Carolina	3/29/2019	Kansas City, MO	Sweet 16

3-Point Field Goals Attempted

Player	3FGA	Opponent	Date	Location	Round
1. Bryce Brown	11	Kansas	3/23/2019	Salt Lake City, UT	Second
2. Bryce Brown	10	Virginia	4/6/2019	Minneapolis, MN	Final 4
Bryce Brown	10	Charleston	3/16/2018	San Diego, CA	First
4. Bryce Brown	9	Clemson	3/18/2018	San Diego, CA	Second
Derrick Bird	9	Syracuse	3/28/2003	Albany, NY	Sweet 16
Gerald White	9	Indiana	3/14/1987	Indianapolis, IN	Second
7. Daymeon Fishback	8	Iowa State	3/18/2000	Minneapolis, MN	Second
Doc Robinson	8	Iowa State	3/18/2000	Minneapolis, MN	Second
9. Jabari Smith	7	Jacksonville St.	3/18/2022	Greenville, SC	First
Bryce Brown	7	Kentucky (OT)	3/31/2019	Kansas City, MO	Elite 8
Malik Dunbar	7	North Carolina	3/29/2019	Kansas City, MO	Sweet 16
Nathan Watson	7	Syracuse	3/28/2003	Albany, NY	Sweet 16

Free Throws Made

Player	FTM	Opponent	Date	Location	Round
1. Chris Morris	12	Bradley	3/17/1988	Atlanta, GA	First
Jeff Moore	12	Oklahoma	3/19/1988	Atlanta, GA	Second
3. Jared Harper	11	Kentucky (OT)	3/31/2019	Kansas City, MO	Elite 8
4. Mike Jones	9	Indiana	3/14/1987	Indianapolis, IN	Second
5. Mamadou N'diaye	7	Creighton	3/16/2000	Minneapolis, MN	First
Gerald White	7	Kansas	3/16/1985	South Bend, IN	Second
Charles Barkley	7	Richmond	3/15/1984	Charlotte, NC	First
8. Lewis Monroe	6	Wake Forest	3/23/2003	Tampa, FL	Second
Jeff Moore	6	San Diego	3/12/1987	Indianapolis, IN	First
Gerald White	6	UNLV	3/20/1986	Houston, TX	Sweet 16

Free Throws Attempted

Player	FTA	Opponent	Date	Location	Round
1. Jeff Moore	13	Oklahoma	3/19/1988	Atlanta, GA	Second
Chris Morris	13	Bradley	3/17/1988	Atlanta, GA	First
3. Jared Harper	11	Kentucky (OT)	3/31/2019	Kansas City, MO	Elite 8
4. Mamadou N'diaye	9	Creighton	3/16/2000	Minneapolis, MN	First
Mike Jones	9	Indiana	3/14/1987	Indianapolis, IN	Second
Charles Barkley	9	Richmond	3/15/1984	Charlotte, NC	First
6. Carey Holland	8	North Carolina	3/22/1985	Birmingham, AL	Sweet 16
Gerald White	8	Kansas	3/16/1985	South Bend, IN	Second
8. Marquis Daniels	7	Wake Forest	3/23/2003	Tampa, FL	Second
Jeff Moore	7	San Diego	3/12/1987	Indianapolis, IN	First
Gerald White	7	UNLV	3/20/1986	Houston, TX	Sweet 16

AUBURN NCAA TOURNAMENT RECORDS - TEAM SINGLE GAME

Points

Points	Opponent	Date	Location	Round
1. 97	North Carolina	3/29/2019	Kansas City, MO	Sweet 16
2. 90	Bradley	3/17/1988	Atlanta, GA	First
90	Indiana	3/14/1987	Indianapolis, IN	Second
4. 89	Kansas	3/23/2019	Salt Lake City, UT	Second
5. 87	Oklahoma	3/19/1988	Atlanta, GA	Second
6. 81	Oklahoma St.	3/13/1999	Indianapolis, IN	Second
81	St. John's	3/16/1986	Long Beach, CA	Second
8. 80	Jacksonville St.	3/18/2022	Greenville, SC	First
80	Winthrop	3/11/1999	Indianapolis, IN	First
10. 78	New Mexico St.	3/21/2019	Salt Lake City, UT	First
78	Syracuse	3/28/2003	Albany, NY	Sweet 16

Rebonds

Reb	Opponent	Date	Location	Round
1. 57	Oklahoma	3/19/1988	Atlanta, GA	Second
2. 55	Winthrop	3/11/1999	Indianapolis, IN	First
3. 50	Jacksonville St.	3/18/2022	Greenville, SC	First
4. 44	Bradley	3/17/1988	Atlanta, GA	First
5. 42	San Diego	3/12/1987	Indianapolis, IN	First
6. 41	UNLV	3/20/1986	Houston, TX	Sweet 16
41	Ohio State	3/18/1999	Knoxville, TN	Sweet 16
8. 40	Syracuse	3/28/2003	Albany, NY	Sweet 16
38	St. Joseph's	3/21/2003	Tampa, FL	First
38	Creighton	3/16/2000	Minneapolis, MN	First
38	St. John's	3/16/1986	Long Beach, CA	Second

Assists

Assists	Opponent	Date	Location	Round
1. 23	Jacksonville St.	3/18/2022	Greenville, SC	First
23	Bradley	3/17/1988	Atlanta, GA	First
3. 21	North Carolina	3/29/2019	Kansas City, MO	Sweet 16
4. 20	Louisville	3/22/1986	Houston, TX	Elite 8
5. 18	Oklahoma	3/19/1988	Atlanta, GA	Second
6. 17	Kansas	3/23/2019	Salt Lake City, UT	Second
17	UNLV	3/20/1986	Houston, TX	Sweet 16
8. 16	St. John's	3/16/1986	Long Beach, CA	Second
15	Syracuse	3/28/2003	Albany, NY	Sweet 16
15	Indiana	3/14/1987	Indianapolis, IN	Second
15	Arizona	3/14/1986	Long Beach, CA	First

Steals

Steals	Opponent	Date	Location	Round
1. 16	Winthrop	3/11/1999	Indianapolis, IN	First
2. 10	Kentucky (OT)	3/31/2019	Kansas City, MO	Elite 8
10	Charleston	3/16/2018	San Diego, CA	First
10	UNLV	3/20/1986	Houston, TX	Sweet 16
5. 9	Kansas	3/23/2019	Salt Lake City, UT	Second
9	New Mexico St.	3/21/2019	Salt Lake City, UT	First
9	Wake Forest	3/23/2003	Tampa, FL	Second
9	Bradley	3/17/1988	Atlanta, GA	First
9. 8	North Carolina	3/29/2019	Kansas City, MO	Sweet 16
10. 7	St. John's	3/16/1986	Long Beach, CA	Second

Blocks

Blocks	Opponent	Date	Location	Round
1. 10	Jacksonville St.	3/18/2022	Greenville, SC	First
2. 7	Kentucky (OT)	3/31/2019	Kansas City, MO	Elite 8
3. 6	North Carolina	3/29/2019	Kansas City, MO	Sweet 16
6	Wake Forest	3/23/2003	Tampa, FL	Second
6	Creighton	3/16/2000	Minneapolis, MN	First
6. 5	Syracuse	3/28/2003	Albany, NY	Sweet 16
5	Saint Joseph's	3/21/2003	Tampa, FL	First
8. 4	6 times, most recent occurrence:			
4	Charleston	3/16/2018	San Diego, CA	First

Field Goals Made

FGM	Opponent	Date	Location	Round
1. 36	North Carolina	3/29/2019	Kansas City, MO	Sweet 16
36	Indiana	3/14/1987	Indianapolis, IN	Second
3. 35	St. John's	3/16/1986	Long Beach, CA	Second
4. 33	Oklahoma State	3/13/1999	Indianapolis, IN	Second
33	Louisville	3/22/1986	Houston, TX	Elite 8
6. 32	Kansas	3/23/2019	Salt Lake City, UT	Second
7. 30	Bradley	3/17/1988	Atlanta, GA	First
30	Arizona	3/14/1986	Long Beach, CA	First
9. 29	Oklahoma	3/19/1988	Atlanta, GA	Second
29	Richmond	3/15/1984	Charlotte, NC	First

Field Goals Attempted

FGM	Opponent	Date	Location	Round
1. 86	Indiana	3/14/1987	Indianapolis, IN	Second
2. 84	Oklahoma	3/19/1988	Atlanta, GA	Second
3. 74	Winthrop	3/11/1999	Indianapolis, IN	First
4. 72	Bradley	3/17/1988	Atlanta, GA	First
5. 66	North Carolina	3/29/2019	Kansas City, MO	Sweet 16
66	St. John's	3/16/1986	Long Beach, CA	Second
7. 65	Kentucky (OT)	3/31/2019	Kansas City, MO	Elite 8
64	Oklahoma State	3/13/1999	Indianapolis, IN	Second
9. 63	Jacksonville St.	3/18/2022	Greenville, SC	First
63	Syracuse	3/28/2003	Albany, NY	Sweet 16
63	Iowa State	3/18/2000	Minneapolis, MN	Second

Field Goal Percentage

FG Pct	Opponent	Date	Location	Round
1. .545	36-66	North Carolina	3/29/2019	Kansas City, MO
2. .532	33-62	Louisville	3/22/1986	Houston, TX
3. .531	26-49	Kansas	3/16/1985	South Bend, IN
4. .530	35-66	St. John's	3/16/1986	Long Beach, CA
5. .526	30-57	Arizona	3/14/1986	Long Beach, CA
6. .525	32-61	Kansas	3/23/2019	Salt Lake City, UT
7. .519	27-52	Purdue	3/14/1985	South Bend, IN
8. .516	33-64	Oklahoma St.	3/13/1999	Indianapolis, IN
9. .500	25-50	Creighton	3/16/2000	Minneapolis, MN
10. .483	28-58	UNLV	3/20/1986	Houston, TX
.483	29-60	Richmond	3/15/1984	Charlotte, NC

3-Point Field Goals Made

3FGM	Opponent	Date	Location	Round
1. 17	North Carolina	3/29/2019	Kansas City, MO	Sweet 16
2. 13	Kansas	3/23/2019	Salt Lake City, UT	Second
3. 12	New Mexico St.	3/21/2019	Salt Lake City, UT	First
4. 11	Virginia	4/6/2019	Minneapolis, MN	Final 4
11	Creighton	3/16/2000	Minneapolis, MN	First
6. 10	Syracuse	3/28/2003	Albany, NY	Sweet 16
10	Winthrop	3/11/1999	Indianapolis, IN	First
8. 9	Jacksonville St.	3/18/2022	Greenville, SC	First
9. 8	Ohio State	3/18/1999	Knoxville, TN	Sweet 16
8	Oklahoma	3/19/1988	Atlanta, GA	Second

3-Point Field Goals Attempted

3FGA	Opponent	Date	Location	Round
1. 37	North Carolina	3/29/2019	Kansas City, MO	Sweet 16
2. 32	Clemson	3/18/2018	San Diego, CA	Second
3. 31	New Mexico St.	3/21/2019	Salt Lake City, UT	First
4. 30	Kansas	3/23/2019	Salt Lake City, UT	Second
5. 24	Jacksonville St.	3/18/2022	Greenville, SC	First
24	Charleston	3/16/2018	San Diego, CA	First
24	Iowa State	3/18/2000	Minneapolis, MN	Second
24	Oklahoma	3/19/1988	Atlanta, GA	Second
9. 23	Kentucky (OT)	3/31/2019	Kansas City, MO	Elite 8
23	Winthrop	3/11/1999	Indianapolis, IN	First

3-Point Field Goal Percentage

3FG Pct.	Opponent	Date	Location	Round
1. .524	11-21	Creighton	3/16/2000	Minneapolis, MN
2. .459	17-37	North Carolina	3/29/2019	Kansas City, MO
3. .455	10-22	Syracuse	3/28/2003	Albany, NY
4. .435	10-23	Winthrop	3/11/1999	Indianapolis, IN
5. .433	13-30	Kansas	3/23/2019	Salt Lake City, UT
6. .429	6-14	Indiana	3/14/1987	Indianapolis, IN
7. .389	7-18	St. Joseph's	3/21/2003	Tampa, FL
.389	7-18	Bradley	3/17/1988	Atlanta, GA
9. .387	12-31	New Mexico St.	3/21/2019	Salt Lake City, UT
10. .375	9-24	Jacksonville St.	3/18/2022	Greenville, SC

AUBURN NCAA TOURNAMENT RECORDS - TEAM SINGLE GAME

Free Throws Made

FTM	Opponent	Date	Location	Round
1. 23	Bradley	3/17/1988	Atlanta, GA	First
2. 21	Oklahoma	3/19/1988	Atlanta, GA	Second
3. 18	Kentucky (OT)	3/31/2019	Kansas City, MO	Elite 8
4. 16	Wake Forest	3/23/2003	Tampa, FL	Second
5. 15	Jacksonville St.	3/18/2022	Greenville, SC	First
15	Charleston	3/16/2018	San Diego, CA	First
7. 14	New Mexico St.	3/21/2019	Salt Lake City, UT	First
14	Syracuse	3/28/2003	Albany, NY	Sweet 16
14	Winthrop	3/11/1999	Indianapolis, IN	First
14	UNLV	3/20/1986	Houston, TX	Sweet 16
14	Kansas	3/16/1985	South Bend, IN	Second

Free Throw Attempts

FTA	Opponent	Date	Location	Round
1. 32	Charleston	3/16/2018	San Diego, CA	First
2. 27	Bradley	3/17/1988	Atlanta, GA	First
3. 24	Kentucky (OT)	3/31/2019	Kansas City, MO	Elite 8
4. 23	Oklahoma	3/19/1988	Atlanta, GA	Second
5. 22	Jacksonville St.	3/18/2022	Greenville, SC	First
22	Winthrop	3/11/1999	Indianapolis, IN	First
7. 21	New Mexico St.	3/21/2019	Salt Lake City, UT	First
8. 20	Wake Forest	3/23/2003	Tampa, FL	Second
9. 19	Richmond	3/15/1984	Charlotte, NC	First
10. 18	UNLV	3/20/1986	Houston, TX	Sweet 16
18	Kansas	3/16/1985	South Bend, IN	Second

Free Throw Percentage

FT Pct.	Opponent	Date	Location	Round
1. .923	12-13 Indiana	3/14/1987	Indianapolis, IN	Second
2. .913	21-23 Oklahoma	3/19/1988	Atlanta, GA	Second
3. .852	23-27 Bradley	3/17/1988	Atlanta, GA	First
4. .846	11-13 St. John's	3/16/1986	Long Beach, CA	Second
5. .833	10-12 Oklahoma St.	3/13/1999	Indianapolis, IN	Second
6. .824	14-17 Syracuse	3/28/2003	Albany, NY	Sweet 16
7. .800	16-20 Wake Forest	3/23/2003	Tampa, FL	Second
.800	12-15 Kansas	3/23/2019	Salt Lake City, UT	Second
.800	12-15 Clemson	3/18/2018	San Diego, CA	Second
10. .786	11-14 Virginia	4/6/2019	Minneapolis, MN	Final 4

AUBURN'S NCAA TOURNAMENT RECORDS

Single-Game Records

Points	36, Chris Morris vs. Bradley, 3/17/88
Field Goals	12, Marquis Daniels vs. Syracuse, 3/28/03
	12, Chuck Person vs. St. Johns, 3/16/86
	12, Chuck Person vs. UNLV, 3/20/86
Field Goal Attempts	25, Chuck Person vs. North Carolina, 3/22/85
Field Goal Pct. (Min. 10)	.727 (8-11), Chuma Okeke vs. North Carolina, 3/29/19
3-Point Field Goals	7, Bryce Brown vs. Kansas, 3/23/19
3-Point Field Goal Att.	11, Bryce Brown vs. Kansas, 3/23/19
3-Point Field Goal Pct. (Min. 5)	.800 (4-5), D. Fishback vs. Creighton, 3/16/00
Free Throws Made	12, Jeff Moore vs. Oklahoma, 3/19/88
	12, Chris Morris vs. Bradley, 3/17/88
Free Throws Attempted	13, Jeff Moore vs. Oklahoma, 3/19/88
	13, Chris Morris vs. Bradley, 3/17/88
Free Throw Pct. (Min. 10)	1.000 (11-11), Jared Harper vs. Kentucky, 3/31/19 (OT)
Rebounds	17, Charles Barkley vs. Richmond, 3/15/84
Assists	11, Jared Harper vs. North Carolina, 3/29/19
Blocked Shots	9, Walker Kessler vs. Jacksonville State, 3/22/22
Steals	5, Frank Ford vs. UNLV, 3/20/86
Minutes	42, Marquis Daniels vs. St. Joseph's, 3/21/03 (OT)
Minutes (Regulation)	40, Frank Ford vs. San Diego, 3/12/87
	40, Chris Morris vs. Kansas, 3/16/85

Tournament Records

Points	95, Chuck Person, 1986 (4 games)
Field Goals	44, Chuck Person, 1986 (4 games)
Field Goal Attempts	90, Chuck Person, 1986 (4 games)
Field Goal Percentage (Min. 15)	.700 (21-30), Frank Ford, 1985 (3 games)
3-Point Field Goals	19, Bryce Brown, 2019 (5 games)
3-Point Field Goals Attempts	42, Bryce Brown, 2019 (5 games)
3-Point Field Goal Pct. (Min. 6)	.571 (4-7), Johnny Lynn, 1988 (2 games)
Free Throws Made	19, Jared Harper, 2019 (5 games)
Free Throws Attempts	22, Jared Harper, 2019 (5 games)
Free Throw Pct. (Min. 15)	.941 (16-17), Chris Morris, 1988 (2 games)
Rebounds	38, Chuck Person, 1986 (4 games)
Assists	34, Gerald White, 1986 (4 games)
Blocked Shots	12, Kyle Davis, 2003 (3 games)
Steals	9, Chuma Okeke, 2019 (3 games)
Minutes	165, Bryce Brown, 2019 (5 games)

Career Records

Points	162, Chuck Person, 1984-86 (8 games)
Field Goals	76, Chuck Person, 1984-86 (8 games)
Field Goal Attempts	167, Chuck Person, 1984-86 (8 games)
Field Goal Pct. (Min. 25 FGA):	.564 (31-55), Mike Jones, 1986-87 (6 games)
3-Point Field Goals	25, Bryce Brown, 2018-19 (7 games)
3-Point Field Goals Attempts	61, Bryce Brown, 2018-19 (7 games)
3-Point Field Goal Pct. (Min. 10)	.538 (7-13), Nathan Watson, 2003 (3 games)
Free Throws Made	30, Jeff Moore, 1985-88 (11 games)
Free Throws Attempted	35, Jeff Moore, 1985-88 (11 games)
Free Throw Pct. (Min. 20)	.857 (30-35), Jeff Moore, 1985-88 (11 games)
Rebounds	94, Jeff Moore, 1985-88 (11 games)
Assists	63, Gerald White, 1984-87 (10 games)
Blocked Shots	14, Chris Morris, 1985-88 (11 games)
Steals	13, Frank Ford, 1984-87 (10 games)
Minutes	375, Chris Morris, 1985-88 (11 games)
Games Played	11, Jeff Moore, 1985-88; Chris Morris, 1985-88
Games Started	11, Jeff Moore, 1985-88; Chris Morris, 1985-88

Team Single-Game Records

Points	97 vs. North Carolina, 3/29/19
Fewest Points	53 vs. Clemson, 3/18/18
Winning Margin	39 (80-41) vs. Winthrop, 3/11/99
Smallest Winning Margin	1 (78-77) vs. New Mexico St., 3/21/19
	1 (62-61) vs. San Diego, 3/12/87
	1 (59-58) vs. Purdue, 3/14/85
Field Goals	36 vs. North Carolina, 3/29/19
Fewest Field Goals	86 vs. Indiana, 3/14/87
Field Goal Attempts	86 vs. Indiana, 3/14/87
Fewest Field Goal Attempts	49 vs. Kansas, 3/16/85
Field Goal Percentage	.545 (36-66) vs. North Carolina, 3/29/19
Lowest Field Goal Percentage	.258 (17-66) vs. Clemson, 3/18/18
3-Point Field Goals	17 vs. North Carolina, 3/29/19
Fewest 3-Point Field Goals	1 vs. San Diego, 3/12/87
3-Point Field Goal Attempts	37 vs. North Carolina, 3/29/19
Fewest 3-Point Field Goal Attempts	9 vs. San Diego, 3/12/87
3-Point Field Goal Percentage (Min. 7)	.524 (11-21) vs. Creighton, 3/16/00
Lowest 3-Point Field Goal Pct. (Min. 5)	.111 (1-9) vs. San Diego, 3/12/87
Free Throws Made	23 vs. Bradley, 3/17/88
Fewest Free Throws Made	5 vs. Purdue, 3/14/85
Free Throws Attempts	32 vs. Col. of Charleston, 3/16/18
Fewest Free Throws Attempts	9 vs. Purdue, 3/14/85
Free Throw Percentage (Min. 15)	.913 (21-23) vs. Oklahoma, 3/19/88
Lowest Free Throw Percentage	.469 (15-32) vs. Col. of Charleston, 3/16/18
Rebounds	57 vs. Oklahoma, 3/19/88
Fewest Rebounds	24 vs. New Mexico St., 3/21/19
Rebound Margin	+18 (50-32) vs. Jacksonville State, 3/18/22
	+18 (57-39) vs. Oklahoma, 3/19/88
Assists	23 vs. Bradley, 3/17/88
Fewest Assists	8 vs. Kentucky, 3/31/19
	8 vs. Purdue, 3/14/85
Turnovers	25 vs. Oklahoma, 3/19/88
Fewest Turnovers	5 vs. Virginia, 4/6/19
	5 vs. North Carolina, 3/22/85
Blocked Shots	10 vs. Jacksonville State, 3/22/22
Fewest Blocked Shots	1, 3x most recent vs. Oklahoma State, 3/13/99
Steals	16 vs. Winthrop, 3/11/99
Fewest Steals	1 vs. Creighton, 3/16/00
	1 vs. Kansas, 3/16/85
Personal Fouls	25 vs. Indiana, 3/14/87
Fewest Personal Fouls	9 vs. Creighton, 3/16/00

AUBURN PLAYERS ALL-TIME NCAA TOURNAMENT CAREER STATS

Player	Year	GP-GS	Min	Avg	FG-A	Pct	3FG-A	Pct	FT-A	Pct	Off	Def	Tot	Avg	PF-FO	A	TO	Blk	Stl	Pts	Avg	
Akingbola, Babatunde	2022	1-0	1	1.0	0-0	.000	0-0	.000	0-0	.000	0	0	0	0.0	0-0	0	0	0	0	0	0	0.0
Barker, Charlton	1999	2-0	4	2.0	0-0	.000	0-0	.000	4-8	.500	--	--	4	2.0	0-0	0	0	0	0	0	4	2.0
Barkley, Charles	1984	1-1	32	32.0	8-10	.800	--	--	7-9	.778	--	--	17	17.0	4-0	4	4	2	2	23	23.0	
Berman, Lior	2022	1-0	1	1.0	0-1	.000	0-0	.000	0-0	.000	0	0	0	0.0	0-0	0	0	0	0	0	0	0.0
Bird, Derrick	2003	3-3	108	36.0	9-28	.321	6-21	.286	7-8	.875	1	6	7	2.3	9-0	6	5	1	0	31	10.3	
Blackstock, Cole	2018-19	3-0	4	1.3	0-0	.000	0-0	.000	0-0	.000	0	0	0	0.0	2-0	0	0	0	0	0	0	0.0
Brewer, Jamison	2000	1-0	3	3.0	0-1	.000	0-0	.000	4-5	.800	0	0	0	0.0	0-0	0	1	0	0	4	4.0	
Brown, Bryce	2018-19	7-7	229	32.7	35-80	.438	25-61	.410	12-18	.667	6	12	18	2.6	6-0	13	6	0	8	107	15.3	
Calton, Donny	2003	1-0	0	0.0	0-0	.000	0-0	.000	0-0	.000	0	0	0	0.0	1-0	0	0	0	0	0	0	0.0
Cambridge, Devin	2022	1-0	16	16.0	1-5	.200	0-3	.000	0-0	.000	2	3	5	5.0	4-0	0	0	1	0	2	2.0	
Cardwell, Dylan	2022	1-0	9	9.0	1-2	.500	0-0	.000	0-0	.000	3	1	4	4.0	1-0	0	0	0	0	2	2.0	
Carpenter, Keenan	1988	2-0	40	20.0	5-18	.278	0-5	.000	2-2	1.000	--	--	4	2.0	4-0	0	0	0	1	12	6.0	
Caylor, John	1987-88	4-2	74	18.5	11-20	.550	5-11	.455	5-6	.833	--	--	14	3.5	9-1	4	8	0	4	32	8.0	
Chilliest, Adrian	1999	3-0	14	4.7	1-2	.500	0-0	.000	0-0	.000	--	--	2	0.7	1-0	0	3	0	0	2	0.7	
Cook, Preston	2022	1-0	1	1.0	0-1	.000	0-1	.000	0-0	.000	0	0	0	0.0	0-0	0	0	0	0	0	0	0.0
Daniels, Marquis	2000-03	5-3	150	30.0	36-66	.546	5-12	.417	10-18	.556	10	18	28	5.6	12-0	9	13	0	9	87	17.4	
Daniels, Paul	1984	1-0	25	25.0	2-3	.667	--	--	0-0	.000	--	--	1	1.0	3-0	2	1	1	0	4	4.0	
Davis, Kyle	2003	3-3	79	26.3	5-14	.357	0-0	.000	1-2	.500	7	12	19	6.3	9-0	2	8	12	1	11	3.7	
Dennison, Derrick	1987-88	3-2	42	14.0	4-16	.250	2-3	.667	2-3	.667	--	--	8	2.7	5-0	3	5	0	2	12	4.0	
Doughty, Samir	2019	5-0	123	24.6	11-25	.440	5-11	.455	7-13	.538	3	16	19	3.8	6-0	5	3	0	3	34	6.8	
Dunbar, Malik	2018-19	7-5	109	15.6	13-30	.433	5-19	.263	5-9	.556	4	10	14	2.0	10-0	3	2	1	2	36	5.1	
Fishback, Daymeon	1999-00	5-2	113	22.6	14-38	.368	10-24	.417	3-4	.750	6	6	27	5.4	6-0	5	7	0	1	42	8.4	
Flanigan, Allen	2022	1-1	23	23.0	3-9	.333	0-1	.000	4-6	.667	1	4	5	5.0	2-0	1	2	0	1	10	10.0	
Ford, Frank	1984-85-86-87	10-10	352	35.2	43-84	.512	1-4	.250	15-22	.681	--	--	43	4.3	20-1	22	21	1	13	102	10.2	
Gaines, Troy	2003	1-0	0	0.0	0-0	.000	0-0	.000	0-0	.000	0	0	0	0.0	0-0	1	0	0	0	0	0.0	
Geiger, Matt	1988	2-0	22	11.0	1-4	.250	0-0	.000	3-5	.600	--	--	6	3.0	6-0	2	2	0	1	5	2.5	
Godfrey, Gary	1986	1-0	1	1.0	0-0	.000	--	--	0-0	.000	--	--	0	0.0	0-0	0	0	0	0	0	0.0	
Green Jr., Wendell	2022	1-0	24	24.0	3-5	.600	1-2	.500	2-2	1.000	0	1	1	1.0	3-0	6	1	0	0	9	9.0	
Guest, Darren	1985	3-0	12	4.0	0-4	.000	--	--	0-0	.000	--	--	6	2.0	0-0	0	1	1	1	0	0.0	
Haralson, Melvin	1986	1-0	1	1.0	0-0	.000	--	--	0-0	.000	--	--	0	0.0	0-0	0	0	0	0	0	0.0	
Harper, Jared	2018-19	7-7	212	30.3	29-79	.357	12-42	.286	22-28	.786	2	10	12	1.7	18-1	32	17	2	5	92	13.1	
Heard, Jay	1999-00	5-2	73	14.6	9-23	.391	5-14	.357	2-5	.400	0	2	14	2.8	6-0	7	3	1	8	25	5.0	
Heron, Mustapha	2018	2-2	61	30.5	9-25	.360	1-7	.143	9-12	.750	0	6	6	3.0	6-1	3	5	0	3	28	14.0	
Hester, Dustin	1988	1-0	1	1.0	0-0	.000	0-0	.000	0-0	.000	--	--	0	0.0	0-0	0	0	0	0	0	0.0	
Holland, Carey	1984-85	4-0	53	13.3	4-4	1.000	--	--	4-8	.500	--	--	4	1.0	5-0	0	1	1	0	12	3.0	
Howard, Terrance	1986-87-88	8-2	136	17.0	9-30	.300	1-8	.125	0-0	.000	--	--	15	1.9	14-0	20	13	0	2	19	2.4	
Jasper, Zep	2022	1-1	24	24.0	2-4	.500	0-1	.000	2-2	1.000	0	0	0	0.0	0-0	4	1	0	0	6	6.0	
Johnson, K.D.	2022	1-1	30	30.0	3-8	.375	2-6	.333	2-2	1.000	1	4	5	5.0	1-0	7	1	0	0	10	10.0	
Jones, Mike	1986-87	6-2	138	23.0	31-55	.564	1-2	.500	15-18	.833	--	--	23	3.8	14-0	5	11	6	1	78	13.0	
Jones, Rob	1986	1-0	1	1.0	0-0	.000	--	--	0-0	.000	--	--	1	1.0	0-0	0	0	0	1	0	0.0	
Keim, Patrick	2018	1-0	2	2.0	0-0	.000	0-0	.000	0-0	.000	0	0	0	0.0	0-0	0	0	0	0	0	0.0	
Kessler, Walker	2022	1-1	30	30.0	6-11	.546	0-1	.000	1-4	.250	5	5	10	10.0	2-0	1	1	9	1	13	13.0	
Killingsworth, Marco	2003	3-3	86	28.7	11-28	.393	0-3	.000	6-7	.857	7	13	20	6.7	6-0	4	11	0	2	28	9.3	
Lollar, Chris	2003	2-0	5	2.5	0-0	.000	0-0	.000	0-0	.000	0	0	0	0.0	0-0	1	0	0	0	0	0.0	
Lynn, Johnny	1985-86-87-88	8-0	80	10.0	5-18	.277	4-8	.500	3-4	.750	--	--	6	0.8	5-0	10	7	0	3	17	2.1	
Macy, Will	2018-19	2-0	3	1.5	0-0	.000	0-0	.000	0-0	.000	0	0	0	0.0	0-0	0	0	0	0	0	0.0	
McBee, Pete	1988	1-0	1	1.0	0-0	.000	0-0	.000	0-0	.000	--	--	0	0.0	0-0	0	0	0	0	0	0.0	
McCormick, J'Von	2019	5-0	80	16.0	16-34	.471	1-4	.250	7-8	.875	3	4	7	1.4	7-0	6	3	1	4	40	8.0	
McGadney, Mack	1999-00	5-2	80	16.0	13-32	.406	2-9	.222	1-3	.333	4	5	16	3.2	9-1	3	1	1	1	29	5.8	
McLemore, Anfernee	2019	5-5	110	22.0	13-25	.520	5-12	.417	3-5	.600	3	25	28	5.6	13-0	1	0	4	4	34	6.8	
Mitchell, Davion	2018	2-0	37	18.5	3-8	.375	0-3	.000	0-2	.000	0	1	1	0.5	5-0	2	0	0	2	6	3.0	
Monroe, Lewis	2003	3-3	113	37.7	6-17	.353	5-12	.417	7-8	.875	1	6	7	2.3	8-0	8	4	0	3	24	8.0	
Moore, Jeff	1985-86-87-88	11-11	323	29.4	51-122	.418	0-0	.000	30-35	.857	--	--	94	8.6	30-0	15	15	4	5	132	12.0	
Morris, Chris	1985-86-87-88	11-11	375	34.1	63-125	.504	4-11	.364	26-32	.813	--	--	74	6.7	29-2	16	20	14	10	156	14.2	
Moore, Chris	2022	1-0	1	1.0	0-1	.000	0-0	.000	0-0	.000	1	0	1	1.0	0-0	0	0	0	0	0	0.0	
Murray, Desean	2018	2-2	55	27.5	4-15	.267	1-6	.167	2-4	.500	6	4	10	5.0	7-1	2	3	0	2	11	5.5	
N'diaye, Mamadou	1999-00	5-5	153	30.6	14-29	.483	0-0	.000	12-18	.667	5	9	42	8.4	13-0	3	9	11	4	40	8.0	
Okeke, Chuma	2018-19	5-3	142	28.4	18-43	.419	8-22	.364	10-14	.714	10	28	38	7.6	10-0	11	6	7	9	54	10.8	
Parker, Myles	2019	2-0	2	1.0	1-1	1.000	1-1	1.000	0-0	.000	0	0	0	0.0	1-0	0	0	0	0	3	1.5	
Person, Adrian	1999	1-0	6	6.0	1-3	.333	1-2	.500	0-0	.000	--	--	2	2.0	2-0	0	0	0	0	3	3.0	
Person, Chuck	1984-85-86	8-8	292	36.5	76-167	.455	--	--	10-14	.714	--	--	72	9.0	24-1	8	15	2	9	162	20.3	
Pohlman, Scott	1999-00	5-3	128	25.6	20-45	.444	8-20	.400	10-12	.833	1	2	8	1.6								

TEAM GAME-BY-GAME IN NCAA TOURNAMENT

Auburn Team Game-By-Game

Opponent	Date	PTS	W/L	FG-FGA	Pct	3FG-FGA	Pct	FT-FTA	Pct	O-D-TOT	PF	A	TO	Blk	Stl
Richmond	3/15/84	71	L	29-60	.483	--	---	13-19	.684	34	21	14	15	4	5
Purdue	3/14/85	59	W	27-52	.519	--	---	5-9	.555	35	11	8	11	4	5
Kansas	3/16/85	66	W	26-49	.531	--	---	14-18	.778	33	14	9	11	3	1
North Carolina	3/22/85	56	L	25-59	.424	--	---	6-12	.500	33	18	9	5	2	4
Arizona	3/14/86	73	W	30-57	.526	--	---	13-17	.733	37	12	15	12	3	4
St. John's	3/16/86	81	W	35-66	.530	--	---	11-13	.846	38	11	16	15	1	7
UNLV	3/20/86	70	W	28-58	.483	--	---	14-18	.778	41	12	17	20	2	10
Louisville	3/22/86	76	L	33-62	.532	--	---	10-14	.714	27	21	20	10	2	6
San Diego	3/12/87	62	W	25-59	.424	1-9	.111	11-16	.688	42	14	12	9	4	5
Indiana	3/14/87	90	L	36-86	.419	6-14	.429	12-13	.923	34	25	15	11	1	6
Bradley	3/17/88	90	W	30-72	.417	7-18	.389	23-27	.852	44	17	23	12	4	9
Oklahoma	3/19/88	87	L	29-84	.345	8-24	.333	21-23	.913	57	24	18	25	4	5
Winthrop	3/11/99	80	W	28-74	.378	10-23	.435	14-22	.636	55	13	14	14	2	16
Oklahoma State	3/13/99	81	W	33-64	.516	5-17	.294	10-12	.833	35	17	12	9	1	6
Ohio State	3/18/99	64	L	23-59	.390	8-22	.364	10-15	.667	41	17	14	18	3	5
Creighton	3/16/00	72	W	25-50	.500	11-21	.524	11-16	.688	10-28-38	9	12	15	5	1
Iowa State	3/18/00	60	L	24-63	.381	6-24	.250	6-10	.600	12-19-31	21	11	11	2	3
Saint Joseph's	3/21/03	65	W (OT)	25-57	.439	7-18	.389	8-13	.615	14-24-38	16	11	15	5	4
Wake Forest	3/23/03	68	W	24-56	.429	4-19	.211	16-20	.800	12-21-33	18	11	14	6	9
Syracuse	3/28/03	78	L	27-63	.429	10-22	.455	14-17	.824	14-26-40	19	15	17	5	5
Col. of Charleston	3/16/18	62	W	21-59	.356	5-24	.208	15-32	.469	12-24-36	18	10	12	4	10
Clemson	3/18/18	53	L	17-66	.258	7-32	.219	12-15	.800	7-25-32	19	9	6	3	4
New Mexico St.	3/21/19	78	W	26-57	.456	12-31	.387	14-21	.667	6-18-24	24	13	10	2	9
Kansas	3/23/19	89	W	32-61	.525	13-30	.433	12-15	.800	6-21-27	21	17	7	3	9
North Carolina	3/29/19	97	W	36-66	.545	17-37	.459	8-17	.471	10-26-36	17	21	11	6	8
Kentucky	3/31/19	77	W (OT)	26-65	.400	7-23	.304	18-24	.750	12-25-37	21	8	9	7	10
Virginia	4/06/19	62	L	21-55	.382	9-31	.290	11-14	.786	9-24-33	12	9	5	3	3
Jacksonville State	3/18/22	80	W	28-63	.444	9-24	.375	15-22	.682	19-31-50	17	23	11	10	2

Opponent Team Game-By-Game

Opponent	Date	PTS	W/L	FG-FGA	Pct	3FG-FGA	Pct	FT-FTA	Pct	O-D-TOT	PF	A	TO	Blk	Stl
Richmond	3/15/84	72	L	29-55	.527	--	---	14-20	.700	31	18	15	13	2	9
Purdue	3/14/85	58	W	27-59	.457	--	---	4-9	.444	29	15	9	7	2	7
Kansas	3/16/85	64	W	30-64	.469	--	---	4-7	.571	30	18	9	5	0	7
North Carolina	3/22/85	62	L	25-49	.510	--	---	12-18	.667	32	12	16	8	3	2
Arizona	3/14/86	63	W	30-60	.500	--	---	3-7	.429	23	17	20	10	2	5
St. John's	3/16/86	65	W	29-59	.492	--	---	7-8	.875	22	16	15	16	1	9
UNLV	3/20/86	63	W	29-61	.475	--	---	5-10	.500	28	19	25	12	0	6
Louisville	3/22/86	84	L	34-63	.540	--	---	16-20	.800	37	15	20	12	2	5
San Diego	3/12/87	61	W	25-54	.463	4-14	.286	7-12	.583	30	15	15	10	3	7
Indiana	3/14/87	107	L	38-63	.603	7-13	.538	24-28	.857	45	14	24	18	2	5
Bradley	3/17/88	86	W	34-66	.515	8-17	.471	10-21	.476	39	23	25	15	2	7
Oklahoma	3/19/88	107	L	41-76	.539	9-17	.529	16-23	.696	39	23	31	13	4	16
Winthrop	3/11/99	41	W	14-55	.255	6-19	.316	7-16	.438	41	19	7	25	5	6
Oklahoma State	3/13/99	74	W	26-52	.500	8-20	.400	14-20	.700	28	17	18	16	2	5
Ohio State	3/18/99	72	L	27-62	.435	6-17	.353	12-23	.522	37	16	11	9	3	7
Creighton	3/16/00	69	W	27-65	.415	12-32	.375	3-7	.429	12-17-29	18	16	6	3	8
Iowa State	3/18/00	79	L	25-48	.521	4-13	.308	25-31	.806	7-31-38	15	16	11	3	5
Saint Joseph's	3/21/03	63	W (OT)	22-59	.373	6-24	.250	13-16	.813	15-21-36	19	11	12	4	8
Wake Forest	3/23/03	62	W	18-49	.367	8-23	.348	18-21	.857	12-23-35	23	5	18	7	7
Syracuse	3/28/03	79	L	29-66	.439	5-14	.357	16-21	.762	15-21-36	17	14	10	7	9
Col. of Charleston	3/16/18	58	W	23-51	.451	5-22	.227	7-14	.500	6-34-40	23	10	21	0	6
Clemson	3/18/18	84	L	29-61	.475	10-26	.385	16-23	.696	9-41-50	16	19	7	6	4
New Mexico St.	3/21/19	77	W	25-51	.490	7-25	.280	20-27	.741	11-28-39	19	14	16	2	6
Kansas	3/23/19	75	W	27-59	.458	6-19	.316	15-18	.833	13-25-38	17	13	16	1	4
North Carolina	3/29/19	80	W	28-65	.431	7-28	.250	17-22	.773	14-26-40	16	16	14	2	7
Kentucky	3/31/19	71	W (OT)	27-61	.443	5-21	.238	12-21	.571	11-30-41	19	14	14	5	5
Virginia	4/06/19	63	L	25-51	.490	7-19	.368	6-12	.500	5-26-31	12	15	8	9	1
Jacksonville St.	3/18/22	61	W	19-61	.311	8-25	.320	15-18	.833	11-21-32	21	9	8	1	7

STAT RANKINGS (THRU GAMES OF MAR. 13)

TEAM	Value	SEC	NCAA
Winning Pct.	.848	1st	6th
Scoring Offense	78.8	3rd	22nd
Scoring Defense	66.8	7th	105th
Scoring Margin	+11.9	2nd	13th
Field Goal Pct.	.444	5th	183th
Field Goal Pct. Def.	.382	1st	4th
3-pt. FG Per Game	8.2	4th	99th
3-pt. FG Pct.	.322	6th	255th
Free Throw Pct.	.731	6th	120th
Free Throw Made	486	8th	34th
Free Throws Att.	665	8th	42nd
Rebounds	40.2	1st	12th
Rebound Margin	+3.8	3rd	72nd
Off. Rebounds	12.7	4th	17th
Def. Rebounds	27.6	1st	35th
Assists	14.8	3rd	55th
Assist/Turnover	1.23	3rd	60th
Turnover Margin	+2.8	4th	39th
Turnovers Forced	14.8	5th	44th
Blocks	8.0	1st	1st
Steals	8.6	4th	24th

INDIVIDUAL	Value	SEC	NCAA
Assist-to-Turnover Ratio			
Wendell Green Jr.	2.29	2nd	42nd

Assist Per Game	Value	SEC	NCAA
Wendell Green Jr.	5.1	3rd	33rd

Blocks Per Game	Value	SEC	NCAA
Walker Kessler	4.6	1st	1st

Defensive Rebounds Per Game	Value	SEC	NCAA
Jabari Smith	6.33	3rd	33rd

Double Doubles	Value	SEC	NCAA
Walker Kessler	12	3rd	24th

Free Throws Made	Value	SEC	NCAA
Jabari Smith	128	5th	70th

Offensive Rebounds Per Game	Value	SEC	NCAA
Walker Kessler	2.64	4th	84th

Points Per Game	Value	SEC	NCAA
Jabari Smith	17.2	5th	99th

Rebounds Per Game	Value	SEC	NCAA
Walker Kessler	8.2	4th	57th

Three-Point Field Goals Per Game	Value	SEC	NCAA
Jabari Smith	2.36	4th	117th

Total Three-Point Field Goals Made	Value	SEC	NCAA
Jabari Smith	78	4th	87th

Total Assists	Value	SEC	NCAA
Wendell Green Jr.	167	2nd	25th

Total Blocks	Value	SEC	NCAA
Walker Kessler	153	1st	1st

Total Points	Value	SEC	NCAA
Jabari Smith	566	5th	69th

Total Rebounds	Value	SEC	NCAA
Walker Kessler	272	3rd	43rd

Triple Doubles	Value	SEC	NCAA
Walker Kessler	2	1st	1st

CURRENT STREAKS

Overall	Won 1
vs. Unranked	Won 1
vs. Ranked	Lost 1
Home	Won 18
vs. SEC	Won 11
vs. Non-SEC	Won 7
vs. Ranked	Won 2
vs. Unranked	Won 16
Road	Won 1
vs. SEC	Won 1
vs. Non-SEC	Won 2
vs. Ranked	Won 2
vs. Unranked	Won 1
Neutral	Won 1
vs. Ranked	Lost 1
vs. Unranked	Won 1

CONSECUTIVE GAMES WITH A 3-POINTER

Jabari Smith	28
Wendell Green Jr.	6
K.D. Johnson	1
Jaylin Williams	1

CONSECUTIVE GAMES WITH 10+ POINTS

Jabari Smith	8
Walker Kessler	3
K.D. Johnson	1
Allen Flanigan	1

AUBURN IN THE RANKINGS

Date	AP	Coaches	NET
Preseason	22	22	-
Week 2	21	22	-
Week 3	19	22	-
Week 4	21	20	-
Week 5	18	21	16
Week 6	13	14	11
Week 7	12	12	9
Week 8	11	11	10
Week 9	9	9	6
Week 10	4	4	6
Week 11	2	2	5
Week 12	1	2	5
Week 13	1	T-1	6
Week 14	1	2	7
Week 15	2	2	7
Week 16	3	4	10
Week 17	5	5	11
Week 18	4	4	10
Week 19	8	7	11

ASSOCIATED PRESS POLL (MAR. 14)

Rank	School	Record	Points
1	Gonzaga (54)	26-3	1518
2	Arizona (7)	31-3	1470
3	Kansas	28-6	1388
4	Baylor	26-6	1286
5	Tennessee	26-7	1235
6	Villanova	26-7	1211
7	Kentucky	26-7	1178
8	Auburn	27-5	1144
9	Duke	28-6	986
10	Purdue	27-7	958
11	UCLA	25-7	823
12	Texas Tech	25-9	819
13	Providence	25-5	723
14	Wisconsin	24-7	685
15	Houston	29-5	665
16	Iowa	26-9	661
17	Arkansas	25-8	578
18	Saint Mary's	25-7	508
19	Illinois	22-9	457
20	Murray State	30-2	425
21	UConn	23-9	353
22	USC	26-7	170
23	Boise State	27-7	165
24	Colorado State	25-5	82
25	Texas	21-11	72

Others receiving votes: Virginia Tech 63, South Dakota State 33, San Diego State 33, LSU 25, Loyola Chicago 18, Memphis 18, North Carolina 16, Michigan State 14, Texas A&M 13, Alabama 9, Ohio State 7, Creighton 4, Vermont 3, San Francisco 2, Davidson 2, Indiana 2, Seton Hall 1, Longwood 1, Yale 1

USA TODAY COACHES POLL (MAR. 14)

Rank	School	Record	Points
1	Gonzaga (31)	26-3	799
2	Arizona (1)	31-3	765
3	Kansas	28-6	701
4	Baylor	26-6	649
5	Villanova	26-7	628
6	Kentucky	26-7	612
7	Auburn	27-5	607
8	Tennessee	26-7	597
9	Purdue	27-7	588
10	Duke	28-6	552
11	Texas Tech	25-9	429
12	UCLA	25-7	425
13	Providence	25-5	385
14	Wisconsin	24-7	376
15	Houston	29-5	286
16	Saint Mary's	25-7	280
18	Arkansas	25-8	272
19	Iowa	26-9	258
20	Murray State	30-2	230
21	UConn	23-9	195
22	USC	26-7	141
23	Boise State	27-7	81
24	Virginia Tech	23-12	59
25	Texas	21-11	49

Others receiving votes: Colorado State 34, Michigan State 24, North Carolina 22, Seton Hall 13, Creighton 13, Texas A&M 8, South Dakota State 6, Loyola Chicago 6, Davidson 6, Memphis 5, Marquette 4, LSU 3, San Diego State 3, Alabama 2, Ohio State 2, Wake Forest 2, San Francisco 1, Akron 1, Vermont 1

AUBURN'S RECORD

Overall	28-5	154-97
Home	16-0	91-29
Away	8-3	33-54
Neutral	4-2	30-14
Conference	15-3	67-70
Home	9-0	42-26
Away	6-3	25-44
Non-Conference	13-2	87-27
Home	7-0	49-3
Away	2-0	8-9
Neutral	4-2	30-15
Overtime	1-2	12-5
Ranked opponents	3-2	16-22
Unranked opponents	25-3	138-75
Wearing white uniforms	18-3	95-36
Wearing navy uniforms	3-1	37-44
Wearing orange uniforms	7-1	22-17
Leading at half	23-1	117-21
Trailing at half	4-4	33-73
Tied at half	1-0	4-3
Leading with 5:00 remaining in second half	26-0	137-5
Trailing with 5:00 remaining in second half	2-5	16-88
Tied with 5:00 remaining in second half	0-0	3-4
Has more rebounds than opponent	23-3	98-21
Has fewer rebounds than opponent	5-2	55-38
Same rebounds as opponent	0-0	1-8
Commits more turnovers than opponent	8-2	38-61
Causes more turnovers than opponent	18-3	105-39
Same turnovers as opponent	2-0	11-7
Has more FT attempts than opponent	14-2	106-37
Has fewer FT attempts than opponent	14-3	45-58
Same FT attempts as opponent	0-0	3-2
Shoots 40% or better from field	23-2	129-42
Shoots less than 40% from field	5-3	25-55
Opponent shoots 40% or better from field	14-2	97-84
Opponent shoots less than 40% from field	14-3	57-13
Shoots better than opponent	24-3	107-15
Opponent shoots better	4-2	45-81
Same FG percentage	0-0	2-1
Auburn bench outscores opponent's bench	25-2	95-28
Opponent's bench outscores Auburn bench	2-4	56-66
Same points off the bench	0-0	2-4
Auburn scores 100 or more	1-1	9-1
Auburn scores between 90-99	3-0	24-2
Auburn scores between 80-89	13-0	58-16
Auburn scores between 70-79	8-1	46-20
Auburn scores between 60-69	1-3	15-33
Auburn scores less than 60	2-0	2-25
Opponent scores 100 or more	0-1	0-5
Opponent scores between 90-99	0-0	3-16
Opponent scores between 80-89	2-1	20-31
Opponent scores between 70-79	8-0	53-25
Opponent scores between 60-69	10-3	50-16
Opponent scores less than 60	7-0	27-4
On Sunday	0-0	5-2
On Monday	0-0	5-4
On Tuesday	6-1	30-22
On Wednesday	7-1	29-21
On Thursday	1-0	10-2
On Friday	4-1	20-6
On Saturday	10-2	55-40
In November	5-1	34-9
In December	7-0	38-11
In January	8-0	36-28
In February	5-3	25-35
In March	3-1	21-13
In April	0-0	0-1
Five-plus players score in double-figures	4-1	39-9
Four players score in double figures	14-0	57-15
Three players score in double figures	8-3	40-42
Two players score in double figures	2-1	17-23
One player scores in double figures	0-0	1-8

MISCELLANEOUS STATISTICS

Largest margin of victory	31 vs. Nebraska (12/11/21)
Smallest margin of victory	1 at Missouri (1/25/22)
Largest margin of defeat	6 vs. #22 UConn (11/24/21)
Smallest margin of defeat	1 at Florida (2/19/22)
Biggest rebound margin	+18 vs. Jacksonville State (3/18/22)
	+18 at Arkansas [OT] (2/8/22)
Biggest rebound deficit	-23 at #17 Tennessee (2/26/22)
Average margin of victory/defeat	+15.0/-4.2
Largest halftime lead	25 (52-27) vs. Georgia (1/19/22)
Largest halftime lead blown	4 (31-25) at #17 Tennessee (2/26/22)
Largest halftime deficit	-16 vs. Texas A&M (3/11/22)
Largest halftime deficit overcome to win	-7 at USF (11/19/21)
Largest overall lead	34 vs. Yale, 2nd Half (12/4/21)
Largest overall lead blown	11 at #17 Tennessee, 2nd Half (2/26/22)
Largest overall deficit	-20 vs. Texas A&M, 2nd Half (3/11/22)
Largest deficit overcome to win	-15 at USF, 1st Half (11/19/21)

TEAM EXTREMES

Most points scored	109 vs. #22 UConn [2OT] (11/24/21)
Fewest points scored	55 at Missouri (1/25/22)
Most rebounds	60 at Arkansas [OT] (2/8/22)
Fewest rebounds	27, 3x most recent vs. #12 Kentucky (1/22/22)
Most assists	26 vs. Nebraska (12/11/21)
Fewest assists	8 at Arkansas [OT] (2/8/22), at Missouri (1/25/22)
Most turnovers	19 at Arkansas [OT] (2/8/22)
Fewest turnovers	6 vs. Morehead State (11/9/21), at Ole Miss (1/15/22)
Most steals	16 vs. Nebraska (12/11/21)
Fewest steals	2 vs. Jacksonville State (3/18/22)
	2 vs. #12 Kentucky (1/22/22)
Most blocks	14 3x most recent vs. Texas A&M (2/12/22)
Fewest blocks	2 at Florida (2/19/22)
Best shooting percentage	.585 (31-53) vs. Vanderbilt (2/16/22)
Worst shooting percentage	.300 (21-70) at Missouri (1/25/22)
Best 3-pt. percentage	.452 (14-31) vs. Nebraska (12/11/21)
Worst 3-pt. percentage	.120 (3-25) vs. Texas A&M (2/12/22)
Best FT percentage	.875 (14-16) at Ole Miss (1/15/22)
Worst FT percentage	.471 (8-17) at Arkansas [OT] (2/8/22)
Most points (1st half)	52 vs. Georgia (1/19/22)
Fewest points (1st half)	21 vs. Texas A&M (3/11/22)
	at Florida (2/19/22)
Most points (2nd half)	56 vs. ULM (11/12/21)
Fewest points (2nd half)	21 at Mississippi State (3/2/22)
Most points (OT)	20 at Mississippi State (3/2/22)

STARTING LINEUPS

Record when starting lineup is:

J. Smith, Kessler, Green Jr., Jasper, Cambridge	3-0
J. Smith, Kessler, K. Johnson, Jasper, Cambridge	10-1
J. Smith, Kessler, K. Johnson, Jasper, Flanigan	14-3
J. Smith, Kessler, K. Johnson, Green Jr., Flanigan	1-1

Record when starts (Career):

Devan Cambridge	13-1 (21-11)
Allen Flanigan	15-4 (29-20)
Wendell Green Jr.	4-1 (25-8)
Zep Jasper	27-4 (65-29)
Walker Kessler	28-5 (28-5)
Jabari Smith	28-5 (28-5)
K.D. Johnson	25-5 (25-5)
Jaylin Williams	0-0 (13-14)

AUBURN INDIVIDUAL GAME HIGHS

Points	31, Jabari Smith vs. Vanderbilt (2/16/22)
Field Goals Made	10, Jabari Smith vs. Vanderbilt (2/16/22)
Field Goal Att.	22, K.D. Johnson at Georgia (2/5/22)
FG Pct.	1.000 (5-5), Walker Kessler at South Carolina (1/4/22)
3-Point FG Made	7, Jabari Smith vs. Vanderbilt (2/16/22)
3-Point FG Att	10, Jabari Smith vs. Texas A&M (3/11/22)
	10, Jabari Smith vs. Vanderbilt (2/16/22)
	10, Wendell Green Jr. at #24 Alabama (1/11/22)
3-Pt FG Pct.	.800 (4-5) Zep Jasper vs. Ole Miss (2/23/22)
	.800 (4-5) Jabari Smith at Florida (2/18/22)
	.800 (4-5) K.D. Johnson vs. ULM (11/12/21)
Free Throws Made	12, Jabari Smith vs. UConn (11/24/21)
Free Throw Att.	16, K.D. Johnson vs. UConn (11/24/21)
FT Pct.	1.000 (12-12), Jabari Smith vs. UConn (11/24/21)
Rebounds	19, Walker Kessler at Arkansas [OT] (2/8/22)
Offensive Rebounds	9, Devan Cambridge at Missouri (1/25/22)
Assists	11, Wendell Green Jr. vs. Georgia (1/19/22)
Steals	5, five players
Blocked Shots	12, Walker Kessler vs. Texas A&M (2/12/22)
Turnovers	7, Wendell Green Jr. at Arkansas [OT] (2/8/22)
Minutes	39, Jabari Smith vs. UConn (11/24/21)
	39, Zep Jasper vs. UConn (11/24/21)
+/-	29, Zep Jasper vs. ULM (11/12/21)
	29, Wendell Green Jr. vs. North Alabama (12/14/21)

OPPONENT INDIVIDUAL GAME HIGHS

Points	31, Scotty Pippen Jr. vs. Vanderbilt (2/16/22)
Field Goals Made	12, Adama Sanogo vs. UConn (11/24/21)
Field Goal Att.	25, Adama Sanogo vs. UConn (11/24/21)
FG Pct.	1.000 (5-5), Wildens Leveque at South Carolina (1/4/22)
3-Point FG Made	6, Tyler Polley vs. UConn (11/24/21)
3-Point FG Att.	12, Darius Days vs. LSU (12/29/21)
3-Pt FG Pct.	1.000 (3-3), Jordan Hawkins vs. UConn (11/24/21)
Free Throws Made	14, Scotty Pippen Jr. vs. Vanderbilt (2/16/22)
Free Throw Att.	16, Scotty Pippen Jr. vs. Vanderbilt (2/16/22)
FT Pct.	1.000 (9-9), Buddy Boeheim vs. Syracuse (11/26/21)
Rebounds	13, Andersson Garcia vs. Mississippi State (3/2/22)
Assists	9, Aaron Cook at Georgia (2/5/22)
	9, Tyree Appleby vs. Florida (1/8/22)
Steals	5, Scott Pippen Jr. vs. Vanderbilt (2/16/22)
	5, Darius Perry vs. UCF (12/1/21)
Blocked Shots	4, Isaiah Whaley vs. UConn (11/24/21)
Turnovers	8, Adama Sanogo vs. UConn (11/24/21)
	8, Darius Perry vs. UCF (12/1/21)
Fouls	5, 14 players
Minutes	47, RJ Cole vs. UConn (11/24/21)

THE LAST TIME - TEAM

Defeated a ranked team at home	vs. #12 Kentucky (1/22/22)
Defeated a ranked team on the road	at #24 Alabama (1/11/22)
Defeated a ranked team at a neutral site	vs. #7 Kentucky (3/31/19)
Defeated a top-10 team at home	vs. #5 Tennessee (3/9/19)
Defeated a top-10 team on the road	at #8 Arkansas (1/23/93)
Defeated a top-10 team at a neutral site	vs. #7 Kentucky (3/31/19)
Won in overtime	at Mississippi State, 81-68 (OT) (3/2/22)
Lost in overtime	at Arkansas, 76-80 [OT] (2/8/22)
Won in double overtime	at Ole Miss, 83-82 (2OT) (1/28/20)
Lost in double overtime	vs. #22 UConn, 115-109 (2OT) (11/24/21)
Played back-to-back overtime games	at Arkansas, W 79-76 (OT) (2/5/20)
	vs. LSU, W 91-90 (OT) (2/8/20)
	vs. Alabama, W 95-91 (OT) (2/12/20)
Played in three straight overtime games	at Arkansas, W 79-76 (OT) (2/5/20)
	vs. LSU, W 91-90 (OT) (2/8/20)
	vs. Alabama, W 95-91 (OT) (2/12/20)
Played at least three overtimes	vs. Georgia (SECT) (4OT) (3/1/79)
Shot 70% for a half	70.8% (17-24) vs. Vanderbilt (2nd) (2/16/22)
Shot 70% for a half (SEC)	70.8% (17-24) vs. Vanderbilt (2nd) (2/16/22)
Shot 60% for a game	61.8% (42-68) vs. Winthrop (11/24/17)
Shot 60% for a game (SEC)	61.1% (33-54) at Arkansas (2/17/16)
Shot less than 30% for game	25.8% (17-66) vs. Clemson (3/18/18)
Shot 100% from the FT line	100% (6-6) vs. Long Beach State (12/23/11)
Shot 60% from 3-point line	65.4% (17-26) vs. Vanderbilt (2/3/18)
Shot less than 30% in half	25.9% (7-27) at Florida (1st) (2/19/22)
Shot less than 20% in half	16.2% (6-37) vs. Texas A&M (1st) (3/11/22)
Shot less than 10% in a half	8.3% (2-24) vs. LSU (1st) (1/8/11)
Attempted 50 free throws	52 vs. Vanderbilt (2/6/54)
Attempted 40 free throws	41 vs. #22 UConn (11/24/21)
Attempted 30 free throws in half	30 vs. #12 Missouri (2nd) (1/26/21)
Made 30 free throws	33 vs. #22 UConn (11/24/21)
Made 30 free throws (SEC)	31 vs. Alabama (2/1/22)
Made at least 10 3-point field goals	10 at Mississippi State [OT] (3/2/22)
Made at least 15 3-point field goals	15 vs. Arkansas (12/30/20)
Failed to make 3-point field goal	vs. Kentucky (0-15) (1/19/13)
Had at least 60 rebounds	60 at Arkansas [OT] (2/8/22)
Had at least 50 rebounds	52 vs. Texas A&M (2/12/22)
Had less than 20 rebounds	17 vs. Florida (3/16/19)
Had at least 25 assists	26 vs. Nebraska (12/11/21)
Had at least 20 assists	23 vs. Jacksonville State (3/18/22)
Had at least 15 steals	16 vs. Nebraska (12/11/21)
Had at least 10 blocks	10 vs. Jacksonville State (3/18/22)
Had at least 15 blocks	17 vs. Nicholls State (11/25/11)
Had at least 25 lead changes	27 at Arkansas (1/16/13)
Scored 50 points in a half	52 vs. Vanderbilt (2nd) (2/16/22)
Scored 50 points in a half (SEC)	52 vs. Vanderbilt (2nd) (2/16/22)
Scored 60 points in a half	66 vs. CSUN (1st) (11/15/19)
Scored 60 points in a half (SEC)	64 at Tennessee (2nd) (2/15/06)
Scored 70 points in a half	72 vs. Northwestern State (2nd) (11/27/15)
Scored 100 points	100 vs. Alabama (2/1/22)
Scored 100 points (SEC)	100 vs. Alabama (2/1/22)
Scored under 20 points in 1st half	19 vs. Clemson (3/18/18)
Scored under 20 points in 2nd half	14 vs. Tulsa (11/24/14)
Scored under 10 points in a half	6 vs. LSU (1st) (1/8/11)
Scored 35 or under points in a game	35 vs. Tulsa (11/24/14)
Scored under 50 points in game	45 at Tennessee (2/9/16)
Scored under 50 points in game (SEC)	45 at Tennessee (2/9/16)

THE LAST TIME - INDIVIDUAL

Scored at least 30 points	Jabari Smith (31) vs. Vanderbilt (2/16/22)
Scored at least 35 points	Toney Douglas (38) vs. Nicholls State (11/24/04)
Scored at least 40 points	Wesley Person (44) vs. UAB (12/16/93)
Had two players with at least 20 points	Jabari Smith (31), Walker Kessler (22) vs. Vanderbilt (2/16/22)
Had three players with at least 20 points	Samir Doughty (26), J'Von McCormick (23), Devan Cambridge (21) vs. LSU (2/8/20)
Had two players with 25 points	Bryce Brown (26), Jared Harper (25) vs. Xavier (OT) (11/19/18)
Had two players with 25 points (SEC)	Chris Denson (30), KT Harrell (26) vs. Mississippi State (2/14/14)
Scored 20 points in a half	Jabari Smith (20, 2nd) at Florida (2/19/22)
Scored 20 points in 1st half	Bryce Brown (20) at Texas A&M (1/16/19)
Scored 20 points in 2nd half	Jabari Smith (20, 2nd) at Florida (2/19/22)
Scored 25 points in a half	Bryce Brown (25, 2nd) vs. Kentucky (1/19/19)
A player had back-to-back 20-point games	Jabari Smith (27) at Mississippi State [OT] (3/2/22); vs. South Carolina (3/5/22)
A player three consecutive 20-point games	Jabari Smith (27) at Tennessee (2/26/22); (27) at Mississippi State [OT] (3/2/22); vs. South Carolina (3/5/22)
A player had back-to-back 20-point SEC games	(27) at Mississippi State [OT] (3/2/22); vs. South Carolina (3/5/22)
A player had back-to-back 25-point SEC games	Jabari Smith (27) at Tennessee (2/26/22); (27) at Mississippi State [OT] (3/2/22)
A player had three straight 25-point SEC games	Chris Denson (29) at LSU (2/8/14); (26) vs. Kentucky (2/12/14); (30) vs. Mississippi State (2/15/14)
A player had four straight 25-point SEC games	Chris Denson (25) at South Carolina (2/5/14); (29) at LSU (2/8/14); (26) vs. Kentucky (2/12/14); (30) vs. Mississippi State (2/15/14)
A player had five straight 25-point SEC games	Keenan Carpenter (44) vs. LSU (1/8/89); (28) vs. Mississippi State (2/11/89); (33) at Florida (2/15/89); (32) at Ole Miss (2/18/89); (29) vs. Kentucky (2/20/89)
A player had back-to-back 20-point games off the bench	Jamal Johnson (21) at Arkansas (12/30/20); (20) at Texas A&M (1/2/21)
Zero players scored in double figures	at Vanderbilt (1/7/12)
Only one player scored in double figures	Jamal Johnson (18) at UCF (11/30/20)
Five players scored in double figures	Wendell Green Jr. (23), Jabari Smith (17), Walker Kessler (14), K.D. Johnson (13), Allen Flanigan (10) vs. Alabama (2/1/22)
Five players scored in double figures (SEC)	Wendell Green Jr. (23), Jabari Smith (17), Walker Kessler (14), K.D. Johnson (13), Allen Flanigan (10) vs. Alabama (2/1/22)
All five starters scored in double figures	Allen Flanigan (23), Devan Cambridge (15), Jamal Johnson (14), Jaylin Williams (13), JT Thor (10) vs. Tennessee (2/27/21)
Six players scored in double figures	J. Smith (12), W. Kessler (15), K.D. Johnson (12), A. Flanigan (10), W. Green Jr. (12), J. Williams (13) vs. Georgia (1/19/22)
Six players scored in double figures (SEC)	J. Smith (12), W. Kessler (15), K.D. Johnson (12), A. Flanigan (10), W. Green Jr. (12), J. Williams (13) vs. Georgia (1/19/22)
Had at least 15 rebounds	Walker Kessler (19) at Arkansas [OT] (2/8/22)
Had at least 15 rebounds (SEC)	Walker Kessler (19) at Arkansas [OT] (2/8/22)
Had at least 20 rebounds	Kelvin Ardister (20) vs. Tennessee (1/4/89)
Had at least 25 rebounds	Rex Frederick (25) at Ole Miss (1/6/58)
Had at least 20 pts & 20 reb	Kelvin Ardister (22 pts, 20 reb) vs. Tennessee (1/4/89)
Had two players with at least 10 rebounds	Jabari Smith (14), Walker Kessler (10) vs. Jacksonville State (3/18/22)
Had at least three players with 10 rebounds	Korvotney Barber (13), Quantez Robertson (10), Lucas Hargrove (10) at Virginia (12/20/08)
Had a double-double	Jabari Smith (20 pts, 14 reb); Walker Kessler (13 pts, 10 reb) vs. Jacksonville State (3/18/22)
Had two straight double-doubles	Walker Kessler (16 pts, 19 rebs) at Arkansas (2/8/22), (12 pts, 11 rebs, 12 blks) vs. Texas A&M (2/12/22)
Had three straight double-doubles	Austin Wiley (10 pts, 13 reb) vs. LSU (2/8/20); (18 pts, 17 reb) vs. Alabama (2/12/20); (22 pts, 10 reb) at Missouri (2/15/20)
Had four straight double-doubles	Cinmeon Bowers (19 pts, 19 reb) vs. Middle Tennessee (12/12/15); (13 pts, 12 reb) vs. Mercer (12/15/15); (12 pts, 11 reb) at Xavier (12/19/15); (12 pts, 12 reb) vs. New Mexico (12/22/15)
Had five straight double-doubles	Jeff Moore (26 pts, 11 reb) vs. Ole Miss (3/2/88); (20 pts, 11 reb) at LSU (3/5/88); (22 pts, 11 reb) vs. Georgia (3/11/88); (13 pts, 13 reb) vs. Bradley (3/17/88); (22 pts, 11 reb) vs. Oklahoma (3/19/88)
Had two players with a double-double	Jabari Smith (20 pts, 14 reb); Walker Kessler (13 pts, 10 reb) vs. Jacksonville State (3/18/22)
Had a double-double with points and assists	Wendell Green Jr. (12 pts, 11 ast) vs. Georgia (1/19/22)
Had a triple-double	Walker Kessler (12 pts, 11 rebs, 12 blks) vs. Texas A&M (2/12/22)
Had 10 assists	Wendell Green Jr. (11) vs. Georgia (1/19/22)
Had 15 assists	J'Von McCormick (16) vs. CSUN (11/15/19)
Had two players with at least five blocks	Devan Cambridge (5) and Jaylin Williams (5) at Georgia (1/13/21)
Had 10 blocks	Walker Kessler (11) vs. LSU (12/29/21)
Had five steals	Zep Jasper (5), Walker Kessler (5) vs. Nebraska (12/11/21)
Had five steals (SEC)	J'Von McCormick (5) vs. Tennessee (2/22/20)
Made 25 straight free throws	Danjel Purifoy (27) (11/23/16-12/18/16)
Hit buzzer-beater shot to win a game	T.J. Dunans vs. Mercer (3-pt FG, 76-74) (12/18/16)
Played more than 40 minutes	Samir Doughty (41) vs. Alabama (OT) (2/12/20)

TEAM GAME-BY-GAME

Opponent	PTS	FG-A	Pct.	3FG-A	Pct.	FT-A	Pct.	O-D-TOT	PF	A	TO	BLK	STL
Auburn	77	32-69	.464	9-31	.290	4-7	.571	9-26-35	12	12	6	8	12
vs. Morehead State	54	22-59	.373	5-18	.278	5-8	.625	11-28-39	9	6	17	3	6
Auburn	93	29-60	.483	10-25	.400	25-32	.781	10-29-39	22	17	10	10	9
vs. ULM	65	23-55	.418	5-20	.250	14-24	.583	7-23-30	25	8	16	3	6
Auburn	58	21-61	.344	5-26	.192	11-16	.688	17-27-44	15	12	14	6	6
at USF	52	21-60	.350	6-18	.333	4-10	.400	12-21-33	16	8	11	5	7
Auburn	109	32-74	.432	12-30	.400	33-41	.805	12-23-35	24	14	14	1	13
vs. UConn	115	34-69	.493	15-26	.577	32-38	.842	14-34-48	26	23	24	8	4
Auburn	62	24-55	.436	5-18	.278	9-14	.643	13-23-36	18	12	13	7	12
vs. Loyola Chicago	53	21-47	.447	7-23	.304	4-9	.444	5-21-26	17	11	18	2	4
Auburn	89	34-67	.507	12-30	.400	9-13	.692	11-27-38	20	23	7	5	11
vs. Syracuse	68	20-48	.417	7-19	.368	21-26	.808	5-23-28	10	13	15	1	5
Auburn	85	29-64	.453	10-32	.313	17-22	.773	12-28-40	21	16	15	8	10
vs. UCF	68	21-59	.356	4-24	.167	22-29	.759	12-26-38	18	9	18	4	11
Auburn	86	33-75	.440	12-34	.353	8-13	.615	15-33-48	18	17	7	14	8
vs. Yale	64	21-65	.323	9-25	.360	13-22	.591	13-30-43	15	11	12	1	5
Auburn	99	39-76	.513	14-31	.452	7-11	.636	12-24-36	15	26	8	3	16
vs. Nebraska	68	23-54	.426	7-22	.318	15-17	.882	9-24-33	14	12	20	5	6
Auburn	70	25-69	.362	9-25	.360	11-16	.688	16-34-50	15	13	10	11	7
vs. North Alabama	44	18-61	.295	6-25	.240	2-3	.667	10-30-40	17	7	18	6	7
Auburn	74	28-60	.467	9-23	.391	9-15	.600	8-19-27	21	16	11	6	8
at Saint Louis	70	25-60	.417	4-17	.235	16-24	.667	19-27-46	14	12	17	3	8
Auburn	71	27-64	.422	8-25	.320	9-12	.750	14-34-48	18	12	13	11	6
vs. Murray State	58	19-56	.339	7-18	.389	13-21	.619	9-24-33	13	9	13	1	10
Auburn	70	23-53	.434	7-23	.304	17-26	.654	11-32-43	20	11	21	14	10
vs. LSU	55	18-63	.286	6-29	.207	13-20	.650	15-22-37	21	4	17	2	9
Auburn	81	29-56	.518	6-14	.429	17-23	.739	9-25-34	15	14	16	7	9
at South Carolina	66	24-58	.414	10-24	.417	8-13	.615	11-21-32	20	16	20	3	6
Auburn	85	30-56	.536	8-18	.444	17-22	.773	9-30-39	21	15	16	9	9
vs. Florida	73	24-58	.414	6-22	.273	19-28	.679	11-20-31	18	12	12	5	12
Auburn	81	30-67	.448	7-26	.269	14-22	.636	10-34-44	24	11	13	11	9
at Alabama	77	23-66	.348	7-31	.226	24-29	.828	11-31-42	18	12	12	7	6
Auburn	80	29-58	.500	8-25	.320	14-16	.875	7-20-27	15	18	6	9	10
at Ole Miss	71	24-54	.444	8-22	.364	15-15	1.000	10-22-32	10	14	14	1	3
Auburn	83	33-72	.458	10-36	.278	7-9	.778	16-25-41	18	20	8	10	11
vs. Georgia	60	21-50	.420	5-13	.385	13-18	.722	8-23-31	12	11	18	2	4
Auburn	80	25-44	.568	6-16	.375	24-29	.828	6-21-27	12	15	12	5	2
vs. Kentucky	71	29-58	.500	5-12	.417	8-10	.800	10-16-26	20	12	9	6	8
Auburn	55	21-70	.300	6-28	.214	7-11	.636	25-23-48	14	8	10	6	6
at Missouri	54	20-52	.385	5-17	.294	9-12	.750	10-28-38	17	9	13	5	6
Auburn	86	29-63	.460	6-23	.261	22-26	.846	14-27-41	19	12	10	6	9
vs. Oklahoma	68	21-54	.389	8-27	.296	18-25	.720	9-20-29	21	10	14	3	7
Auburn	100	32-66	.485	5-21	.238	31-39	.795	11-36-47	18	12	8	10	7
vs. Alabama	81	25-70	.357	14-37	.378	17-22	.773	13-27-40	30	13	11	5	6
Auburn	74	27-68	.397	6-26	.231	14-18	.778	18-28-46	20	10	14	9	8
at Georgia	72	24-59	.407	4-14	.286	20-29	.690	11-24-35	13	16	10	3	10
Auburn	76	30-80	.375	8-32	.250	8-17	.471	24-36-60	28	8	19	9	5
at Arkansas	80	23-67	.343	8-27	.296	26-32	.813	11-31-42	17	10	11	5	11
Auburn	75	27-68	.397	3-25	.120	18-28	.643	18-34-52	19	18	11	14	6
vs. Texas A&M	58	19-70	.271	3-22	.136	17-21	.810	18-27-45	21	9	12	5	6
Auburn	94	31-53	.585	11-22	.500	21-26	.808	6-27-33	27	20	17	9	8
vs. Vanderbilt	80	25-56	.446	25-32	.781	5-19	.263	8-18-26	23	7	16	3	14
Auburn	62	20-50	.400	5-14	.357	17-20	.850	12-26-38	17	9	17	2	5
at Florida	63	19-52	.365	10-25	.400	15-19	.789	8-19-27	16	9	11	4	8
Auburn	77	27-59	.458	9-25	.360	14-19	.737	9-28-37	20	16	12	9	8
vs. Ole Miss	64	22-58	.379	6-19	.316	14-20	.700	11-24-35	19	11	12	3	10
Auburn	62	23-65	.354	5-24	.208	11-15	.733	11-20-31	19	12	12	8	11
at Tennessee	67	20-61	.328	6-16	.375	21-27	.778	21-33-54	16	9	18	6	9
Auburn	81	28-61	.459	10-26	.385	15-21	.714	7-25-32	17	19	14	4	13
at Mississippi State	68	27-67	.403	0-13	.000	14-22	.636	21-29-50	16	14	20	4	9
Auburn	82	26-63	.413	10-23	.435	20-26	.769	10-29-39	16	17	14	3	8
vs. South Carolina	71	25-64	.391	8-25	.320	13-19	.684	12-28-40	25	16	16	5	9
Auburn	62	21-69	.304	9-36	.250	11-18	.611	18-25-43	17	11	9	8	9
vs. Texas A&M	71	25-57	.439	8-16	.500	9-13	.692	10-32-42	17	11	16	5	6
Auburn	80	28-63	.444	9-24	.375	15-22	.682	19-31-50	17	23	11	10	2
vs. Jacksonville State	61	19-61	.311	8-25	.320	15-18	.833	11-21-32	21	9	8	1	7

TEAM GAME-BY-GAME (SPECIALTY STATS)

Opponent	BENCH	PAINT	P.O.T.	2ND CH PTS	FTBRK	DUNKS	TIME LEADING	TIME TRAILING	TIME TIED
Auburn	32	38	19	13	16	3	38:46	0:00	1:24
vs. Morehead State	15	24	6	13	4	1	0:00	38:46	1:24
Auburn	45	36	19	12	18	3	25:27	12:44	2:29
vs. ULM	23	32	11	9	15	2	12:44	25:27	2:29
Auburn	25	28	6	17	19	6	9:51	27:33	0
at USF	11	16	15	16	4	1	27:33	9:51	0
Auburn	31	36	19	17	21	1	10:40	34:18	5:02
vs. UConn	46	36	17	18	18	2	34:18	10:40	5:02
Auburn	18	26	22	4	11	3	31:26	4:22	4:12
vs. Loyola Chicago	16	26	18	6	0	0	4:22	31:26	4:12
Auburn	33	42	20	9	11	2	31:28	4:40	3:52
vs. Syracuse	11	26	8	6	6	1	4:40	31:28	3:52
Auburn	26	38	19	11	15	9	35:35	1:18	3:07
vs. UCF	16	30	13	8	14	5	1:18	35:35	3:07
Auburn	30	34	15	13	19	3	40:00	0:00	0
vs. Yale	20	20	8	14	3	2	0:00	40:00	0
Auburn	41	48	30	17	27	6	38:50	0:47	0:23
vs. Nebraska	25	26	10	10	4	0	0:47	38:50	0:23
Auburn	18	30	19	13	16	4	39:01	0:59	0
vs. North Alabama	21	22	6	2	9	0	0:59	39:01	0
Auburn	26	32	15	12	7	4	16:18	18:09	5:33
at Saint Louis	12	40	11	11	11	2	18:09	16:18	5:33
Auburn	32	36	7	13	6	4	35:59	3:49	0:12
vs. Murray State	9	24	17	5	11	0	3:49	35:59	0:12
Auburn	19	24	17	9	12	4	37:52	1:45	0
vs. LSU	18	22	16	5	12	6	1:45	37:52	0
Auburn	40	36	26	7	11	9	35:56	3:00	1:04
at South Carolina	11	24	19	19	10	5	3:00	35:56	1:04
Auburn	35	44	13	2	14	1	37:49	00:59	0
vs. Florida	9	32	22	21	8	0	00:59	37:49	0
Auburn	31	40	11	8	19	5	28:41	4:07	7:12
at Alabama	30	32	14	8	14	2	4:07	28:41	7:12
Auburn	17	30	17	11	10	6	14:29	23:17	2:14
at Ole Miss	22	30	10	12	4	3	23:17	14:29	2:14
Auburn	31	38	18	21	11	10	36:32	1:43	1:45
vs. Georgia	9	28	12	12	7	1	1:43	36:31	1:45
Auburn	20	32	13	11	6	8	15:17	21:32	3:11
vs. Kentucky	11	42	22	14	16	5	21:32	15:17	3:11
Auburn	15	26	10	7	6	3	10:43	26:37	2:40
at Missouri	14	22	11	12	6	0	26:37	10:43	2:40
Auburn	17	38	16	17	13	4	39:32	0:00	0
vs. Oklahoma	13	24	9	9	14	0	0:00	39:32	0
Auburn	44	52	12	10	27	6	35:08	3:25	1:27
vs. Alabama	20	22	8	8	11	1	3:25	35:08	1:27
Auburn	10	40	10	20	18	6	30:00	1:45	8:15
at Georgia	2	40	9	8	17	1	1:45	30:00	8:15
Auburn	13	34	10	22	2	3	13:30	24:09	7:22
at Arkansas	16	28	24	12	16	2	24:09	13:30	7:22
Auburn	26	48	9	18	15	10	39:02	0:00	0
vs. Texas A&M	27	32	12	6	19	3	0:00	39:02	0
Auburn	32	36	19	8	12	6	20:45	18:07	1:08
vs. Vanderbilt	15	36	20	11	6	4	18:07	20:45	1:08
Auburn	9	26	16	6	7	5	10:38	27:24	1:58
at Florida	5	14	9	2	13	0	27:24	10:38	1:58
Auburn	30	28	15	5	14	4	36:06	1:38	2:16
vs. Ole Miss	26	28	15	11	15	2	1:38	36:06	2:16
Auburn	5	28	23	8	14	0	14:28	22:32	3:00
at Tennessee	19	28	9	19	6	2	22:32	14:28	3:00
Auburn	23	24	25	13	13	4	34:25	7:24	3:11
at Mississippi State	10	50	16	20	16	4	7:24	34:25	3:11
Auburn	19	22	20	4	14	5	39:18	0:00	:42
vs. South Carolina	9	24	19	13	18	1	0:00	39:18	:42
Auburn	17	18	20	13	16	3	0:58	38:58	:04
vs. Texas A&M	6	28	8	7	20	2	38:58	0:58	:04
Auburn	25	32	8	18	25		30:29	7:34	1:57
vs. Jacksonville State	6	18	7	11	6		7:34	30:29	1:57

0

K.D. JOHNSON

6-0 • 204
 Sophomore • Guard
 Atlanta, Ga.
 Hargrave Military



2021-22 (Sophomore): Second on team averaging 12.3 ppg while leading team in steals (63, 1.9 spg) ... Fifth in SEC in steals (1.9 spg) and 18th in scoring (12.3 ppg) ... 30 consecutive starts ... 24 double-digit games ... eight consecutive (15.6 ppg) double-digit game streak snapped at Arkansas game (2/8) ... Scored Auburn's last five points including go-ahead bucket in 55-54 win at Missouri (Jan. 25) ... Career-high 27 points against UConn (Nov. 24) while making first career start ... Emotional leader of team ... Team-high 20 points at Georgia on Feb. 5 for third 20-point game of season ... 18 points at Tennessee (Feb. 26) on 7-of-13 shooting ... Scored 12 of his 14 points in overtime to spark Tigers in win at Miss. State (Mar. 2) ... 12 OT points most by a Tiger since Jared Harper's 12 vs. Kentucky in 2019 Elite Eight ... Held scoreless for first time in career (48 games) in SEC Tournament against Texas A&M ... Prior to SEC Tournament averaged 12.8 ppg, 2.8 rpg, 1.6 apg, 2.0 spg (.500 pct FGs from inside the arc) in the previous five games ... 10 points, career-high 7 assists and five rebounds in NCAA Tournament win over Jacksonville State.

2020-21 (Freshman, Georgia): Averaged 13.5 points, 2.8 rebounds, 1.9 steals and 1.2 assists per game while playing 22.5 minutes per contest in 16 games as a freshman at Georgia ... shot 42 percent from the floor, including 39 percent from downtown, and scored in double figures 12 times, including a team-best four 20-point outings in 2020-21 ... made his collegiate debut against Auburn on Jan. 13 and poured in 21 points, seven rebounds, four steals, two assists and two blocks in 29 minutes of action ... the 21 points were the third-most ever by a UGA freshman in his debut trailing only Dominique Wilkins (26) and Anthony Edwards (24) ... named the Southeastern Conference Freshman of the Week on Jan. 18 following a 14-point game at Ole Miss, which saw him go 4-of-5 from behind the arc ... posted career-high outputs in back-to-back road games vs. ranked teams, pouring in 22 points at No. 16 Tennessee and 24 points at No. 11 Alabama.

HIGH SCHOOL AND PERSONAL: Consensus top-100 player by 247 Sports, ESPN and Rivals ... labeled as a four-star by all major recruiting outlets ... ranked as high as 73rd nationally by ESPN ... averaged 26.2 points, 7.4 assists, 4.7 rebounds and 3.1 steals per game in one season at Hargrave Military Academy (Va.) ... helped the Tigers reach the Final Four of the National Prep Tournament ... played for three seasons at Southwest DeKalb High School (Ga.) where he was twice tabbed all-state for Class 5A by the Atlanta Journal Constitution ... selected as the Class 5A Player of the Year as a junior in 2019 ... amassed 1,302 points, 375 rebounds, 318 assists and 272 steals while shooting 47 percent from the floor while playing for the Panthers ... also posted 62 double-figure scoring outputs, 24 20-point outings, six 30-point outbursts and one 40-point showing in 84 games ... son of Jada Johnson.

2021-22 JOHNSON GAME-BY-GAME																
Opp.	GS	Min.	FG-A	3FG-A	FT-A	O-D-T	PF	A	TO	BLK	STL	PTS				
Morehead State	25	5-14	2-7	0-0	1-3-4	1	0	0	0	2	12					
ULM	22	4-7	4-5	6-8	0-1-1	4	3	1	0	2	18					
at USF	22	4-9	2-5	5-8	0-2-2	4	1	1	0	2	15					
vs. UConn	* 37	7-16	2-4	11-16	0-0-0	4	1	1	0	5	27					
vs. Loyola Chicago	* 25	1-6	1-4	4-4	1-1-2	2	1	2	0	4	7					
vs. Syracuse	* 28	6-14	1-5	2-2	0-3-3	1	1	2	0	5	15					
UCF	* 29	3-11	1-6	4-5	0-2-2	3	2	0	0	1	11					
Yale	* 21	7-12	3-7	2-2	0-2-2	3	0	0	0	1	19					
vs. Nebraska	* 23	6-16	0-5	0-1	1-2-3	4	1	2	0	0	12					
North Alabama	* 20	2-9	0-4	0-1	0-4-4	4	1	3	0	0	4					
at Saint Louis	* 28	3-10	1-4	4-8	0-0-0	1	3	3	0	2	11					
Murray State	* 25	3-6	1-2	0-0	2-2-4	2	1	4	0	0	7					
LSU	* 24	2-4	1-3	4-6	0-3-3	3	2	2	0	4	9					
at South Carolina	* 21	1-4	0-0	0-0	1-2-3	3	1	3	0	2	2					
Florida	* 28	7-13	3-4	6-8	0-1-1	2	1	0	0	3	23					
at Alabama	* 31	5-12	1-5	2-6	1-7-8	2	3	1	0	3	13					
at Ole Miss	* 26	4-8	3-7	3-4	0-3-3	2	1	3	0	3	14					
Georgia	* 23	4-10	3-8	1-2	2-0-2	3	1	0	0	2	12					
Kentucky	* 33	4-6	3-5	6-7	2-2-4	0	0	1	0	0	17					
at Missouri	* 17	6-13	1-4	4-5	0-2-2	2	1	2	0	3	17					
Oklahoma	* 30	3-9	2-5	5-6	0-0-0	2	2	2	0	1	13					
Alabama	* 33	3-9	1-5	6-8	0-5-5	3	2	0	0	1	14					
at Georgia	* 33	8-22	1-7	3-5	0-4-4	3	0	2	0	2	20					
at Arkansas	* 33	1-7	0-1	0-2	0-2-2	4	1	3	0	2	2					
Texas A&M	* 27	4-11	0-5	3-4	2-2-4	2	3	1	0	2	11					
Vanderbilt	* 23	3-5	1-2	0-0	0-1-1	4	3	2	0	0	7					
at Florida	* 30	3-8	0-3	6-6	1-3-4	4	1	5	0	1	12					
Ole Miss	* 22	0-6	0-2	2-2	1-3-4	2	2	1	0	3	2					
at Tennessee	* 35	7-13	1-3	3-5	0-1-1	3	1	2	0	1	18					
at Mississippi State	* 31	4-8	1-3	5-5	0-2-2	1	3	4	0	3	14					
South Carolina	* 31	6-15	2-7	4-5	0-3-3	3	1	3	0	2	18					
vs. Texas A&M	* 26	0-14	0-6	0-0	3-3-6	2	0	3	1	1	0					
Jacksonville State	* 30	3-8	2-6	2-2	1-4-5	1	7	1	0	0	10					

CAREER HIGHS	
Points	27 vs. UConn (11/24/21)
Rebounds	8 at Alabama (1/11/22)
Field Goals	9 (twice)
Field Goals Att.	22 at Georgia (2/5/22)
3-Pt. Field Goals	4 (twice)
3-Pt. Field Goals Att.	8 vs. Georgia (1/19/22)
Free Throws	11 vs. UConn (11/24/21)
Free Throws Att.	16 vs. UConn (11/24/21)
Assists	7 vs. Jacksonville State (3/18/22)
Steals	5 (twice)
Blocks	2 vs. Auburn (1/13/21)
Minutes	37 vs. UConn (11/24/21)

JOHNSON'S MISCELLANEOUS STATS			
	2020-21	2021-22	Career
Games with 10+ Pts	12	24	36
Games with 20+ Pts	4	3	7
Games 5+ 3s	0	0	0
Games with 5+ Reb	3	3	6
Games with 10+ Reb	0	0	0
Games with 5+ Ast	0	1	1
Games with 10+ Ast	0	0	0
Games with 5+ Blk	0	0	0
Games with 5+ Stl	0	2	2
Double-Doubles	0	0	0

SEASON	TEAM	GP-GS	MIN/AVG	FG-FGA	FG%	3FG-3FGA	3FG%	FT-FTA	FT%	OFF	DEF	TOT	AVG	PF-FO	A	TO	BLK	STL	PTS	AVG
2020-21	UGa	16-0	362/22.6	68-161	.422	24-62	.387	56-91	.615	11	33	44	2.8	45-0	19	34	3	29	216	13.5
2021-22	AUB	33-30	907/27.5	129-335	.385	44-149	.295	103-143	.720	19	75	94	2.8	85-0	52	58	1	63	405	12.3
TOTAL FOR AUB		33-30	907/27.5	129-335	.385	44-149	.295	103-143	.720	19	75	94	2.8	85-0	52	58	1	63	405	12.3
TOTAL		49-30	1269/25.9	197-496	.397	68-211	.322	159-234	.679	30	108	138	2.8	130-0	71	92	4	92	621	12.7

1

WENDELL GREEN JR.

5-11 • 175
 Sophomore • Guard
 Detroit, Mich.
 La Lumiere School (Ind.)



2021-22 (Sophomore): Bob Cousy Point Guard of the Year Watch List ... Third on team in scoring despite coming off bench in 28 games, averaging 12.0 points while leading team in assists averaging 5.1 per game ... Third on team in rebounding with 3.7 per contest while being the shortest player on team ... In SEC play, led Auburn in assists (5.4 apg) and second in scoring (12.7 ppg) ... Averaged 12.9 ppg while coming off bench during 18-game stretch from Nov. 24-Feb. 1 ... 22 double-digit efforts ... Season-high 11 assists and 12 points against Georgia (Jan. 19) ... In SEC play, was second in conference in assists (5.4), third in assist/turnover ratio (2.3), and fourth in free throw percentage (.860) ... 98 assists in SEC play is the most by an AU player in league play over the last 22 years ... Streak of 17-consecutive games with a 3-pointer snapped against Oklahoma ... 23 points, 8 rebounds, 6 assists including 13 points and five boards in the second half against Alabama (Feb. 3) ... Named SEC Player of the Week on Feb. 7 after averaging 21.5 points, 6.5 rebounds and 4.5 assists the previous ... Hit game-winning layup with 3 seconds left at Georgia (Feb. 5) in Tigers' 74-72 win ... Career-high 38 minutes in loss at Arkansas (Feb. 8) ... Against Vanderbilt had one of most complete games of season with 12 points, 9 assists, 7 rebounds and 2 steals in 31 minutes off the bench ... first nationally in assists off the bench with 150 and seventh in points off the bench with 324 ... In last 22 years of Auburn basketball, has more bench points than any other player, passing Chuma Okeke, (255 pts, 2017-18) in Vanderbilt game (Feb. 16) ... Hit 57 of last 64 free throw attempts (.891) ... Last five games: 9.4 ppg, 2.8 rpg, 5.2 apg, 1.8 spg ... 3 or more assists in 33 of 34 games ... 7-of-14 from 3-point line in last three games ... 5.8 assists over last four games.

2020-21 (Freshman, Eastern Kentucky): Averaged 15.8 points, 5.0 assists, 3.4 rebounds and 1.6 steals for the as a freshman at Eastern Kentucky during the 2020-21 season ... also shot 40 percent from the field, including 36 percent from behind the arc, and 77 percent from the charity stripe ... played in all 29 games, earning 25 starts, and led the team with 30.5 minutes per game ... guided the Colonels to a 22-7 record, including 15-5 in Ohio Valley Conference play ... the 15 conference wins were a program record ... tabbed First Team All-Ohio Valley Conference ... led the nation's eighth-best scoring offense at 81.8 points per game ... broke the program's freshman record with 146 assists, which also was the highest mark by any freshman in the country and the 15th-most by any player overall ... was one of only two freshman in the nation to have 400 points and 100 assists, joining Gonzaga's Jalen Suggs ... reached double figures 20 times, including his last five games of the season in which he averaged 24.0 points per contest ... was a five-time honoree as the OVC Freshman of the Week ... was also tabbed to the conference's all-tournament team after averaging 26.0 points, 4.5 assists, 3.0 rebounds and 3.0 steals per game in the postseason tournament.

HIGH SCHOOL AND PERSONAL: Rated as a three-star guard by Rivals ...

tabbed as the No. 16 point guard in the 2020 class by 247 Sports ... led La Lumiere School (Ind.) to a 38-1 record and an appearance in the Geico High School National Title Game in 2019 ... before transferring prior to his junior season, averaged 20 points, eight assists and seven rebounds at Detroit Country Day as a sophomore ... son of Wendell Green Sr. and Rhonda Dalton-Green.

2021-22 GREEN JR. GAME-BY-GAME

Opp.	GS	Min.	FG-A	3FG-A	FT-A	O-D-T	PF	A	TO	BLK	STL	PTS
Morehead State	*	29	8-17	3-8	0-0	0-5-5	1	3	0	0	1	19
ULM	*	27	4-10	1-4	6-8	0-7-7	2	3	3	0	0	15
at USF	*	27	0-8	0-4	0-0	1-3-4	2	3	3	0	0	0
vs. UConn		34	6-12	4-8	3-4	0-2-2	2	5	4	0	2	19
vs. Loyola Chicago		23	3-8	2-5	2-2	0-4-4	2	4	4	0	3	10
vs. Syracuse		20	2-6	1-5	0-0	1-2-3	0	7	1	0	1	5
UCF		19	2-6	1-4	4-4	0-1-1	4	4	3	0	0	9
Yale		18	2-6	1-3	0-0	1-1-2	2	6	0	0	1	5
vs. Nebraska		26	7-12	4-6	1-2	2-4-6	3	6	2	0	2	19
North Alabama		27	4-13	3-8	1-2	1-2-3	1	6	1	0	2	12
at Saint Louis		27	5-12	3-6	2-2	0-0-0	0	8	2	0	1	15
Murray State		19	4-7	1-3	4-4	1-9-10	2	2	2	0	2	13
LSU		29	4-10	1-3	6-7	1-5-6	4	3	5	0	2	15
at South Carolina		28	7-15	1-5	7-7	2-3-5	0	5	2	0	2	22
Florida		25	5-10	2-4	1-2	0-3-3	1	4	5	0	1	13
at Alabama		31	7-20	3-10	2-2	0-3-3	3	4	0	0	3	19
at Ole Miss		29	3-8	2-5	6-6	0-5-5	3	7	1	0	1	14
Georgia		25	5-12	1-5	1-1	0-3-3	2	11	2	0	4	12
Kentucky		29	2-8	2-5	5-6	0-0-0	4	5	3	0	1	11
at Missouri		22	2-9	2-7	0-0	1-2-3	2	5	1	0	1	6
Oklahoma		17	1-8	0-4	0-1	0-2-2	3	3	2	0	3	2
Alabama		27	8-17	2-8	5-5	1-7-8	1	6	1	0	0	23
at Georgia	*	36	5-17	3-9	6-7	0-5-5	1	3	3	0	1	19
at Arkansas	*	38	9-21	1-7	0-1	1-3-4	4	5	7	0	2	19
Texas A&M		22	1-4	0-1	0-0	1-1-1	2	5	1	0	0	2
Vanderbilt		31	3-10	2-5	4-4	1-6-7	2	9	2	0	2	12
at Florida		30	2-10	0-5	1-1	0-1-1	0	5	3	0	1	5
Ole Miss		22	5-12	3-8	1-1	0-5-5	0	4	1	0	2	14
at Tennessee		28	2-15	1-7	0-0	2-3-5	3	3	2	0	4	5
at Mississippi State		31	3-12	1-4	1-2	1-1-2	1	7	4	0	5	8
South Carolina		22	3-7	1-3	3-5	1-1-2	4	7	0	0	0	10
vs. Texas A&M		30	5-12	5-9	0-0	0-4-4	5	3	2	0	0	15
Jacksonville State		24	3-5	1-2	2-2	0-1-1	3	6	1	0	0	9

CAREER HIGHS


Points	30 at Austin Peay (1/2/21)
Rebounds	10 vs. Murray State (12/22/21)
Field Goals	12 vs. Morehead State (3/5/21)
Field Goals Att.	22 at Eastern Illinois (1/16/21)
3-Pt. Field Goals	5 vs. Texas A&M (3/11/22); 5 at Austin Peay (1/2/21)
3-Pt. Field Goals Att.	10 at Jacksonville State (2/2/21), at Alabama (1/11/22)
Free Throws	12 vs. Tennessee State (2/27/21)
Free Throws Att.	13 vs. Tennessee State (2/27/21)
Assists	15 vs. Tennessee Tech (1/9/21)
Steals	6 vs. Austin Peay (3/4/21)
Blocks	1 (three times)
Minutes	39 vs. Austin Peay (3/4/21)

GREEN JR.'S MISCELLANEOUS STATS

	2020-21	2021-22	Career
Games with 10+ Pts	20	22	42
Games with 20+ Pts	10	2	12
Games 5+ 3s	1	1	2
Games with 5+ Reb	9	11	20
Games with 10+ Reb	0	1	1
Games with 5+ Ast	15	19	34
Games with 10+ Ast	1	1	2
Games with 5+ Blk	0	0	0
Games with 5+ Stl	2	1	3
Double-Doubles	1	2	3

SEASON	TEAM	GP-GS	MIN/AVG	Field Goals		3-Point		F-Throws		Rebounds				Scoring						
				FG-FGA	FG%	3FG-3FGA	3FG%	FT-FTA	FT%	OFF	DEF	TOT	AVG	PF-FO	A	TO	BLK	STL	PTS	AVG
2020-21	EKU	29-25	882/30.4	158-399	.396	48-132	.364	93-121	.769	18	81	99	3.4	57-0	146	80	3	47	457	15.8
2021-22	AUB	33-5	877/26.6	132-359	.368	58-180	.322	74-88	.841	18	104	122	3.7	66-1	167	73	0	50	396	12.0
TOTAL FOR AUB		33-5	877/26.6	132-359	.368	58-180	.322	74-88	.841	18	104	122	3.7	66-1	167	73	0	50	396	12.0
TOTAL		62-30	1760/28.4	290-758	.383	106-312	.340	167-209	.799	36	185	221	3.6	123-1	313	153	3	97	853	13.8

2



JAYLIN WILLIAMS

6-8 • 230
Junior • Forward
Nahunta, Ga.
Brantley County HS

2021-22 (Junior): Averaging 5.4 points and 2.6 rebounds while coming off the bench this season ... 13 points and 5 rebounds in 16 minutes in first meeting with Georgia (Jan. 19) at Neville Arena ... Five double digit scoring efforts on season including season-high 14 points against Florida (Jan. 8) on 5-of-6 shooting ... Snagged 9 points and season-best seven boards in win over Syracuse (Nov. 26) ... 4.4 points and 2.6 rebounds in SEC play ... Eight points in just 12 minutes off bench against Vanderbilt (Feb. 16) ... Connected on 18 of last 19 free throw attempts (.947) ... Tied career high with 11 rebounds in just 16 minutes versus Texas A&M (Feb. 12) ... In last four games, 4-of-7 from 3 ... Eight points, including two threes in NCAA First Round game versus Jacksonville State before suffering a mouth injury early in the second half.

2020-21 (Sophomore): Averaged 10.9 points, 4.7 rebounds, 2.0 assists and 1.4 blocks in 26.4 minutes per game ... started all 27 games and was one of team's go-to options offensively ... was among the SEC's most improved players after raising scoring output by 8.5 from 2.4 points per game as a freshman to 10.9 points per tilt as sophomore ... 1.44 blocks per game ranked sixth in the SEC ... one of 12 players in the country to have 250 points, 50 assists, 35 blocks and 15 steals, including one of just three underclassmen ... scored in double figures 16 times, including two 20-point outings ... blocked two or more shots in 13 games, including nine of his last 16 ... averaged 10.7 points, 4.2 rebounds, 1.8 assists and 1.4 blocks per game in SEC play ... in first career start, posted first career double-double with 18 points and career-best 11 rebounds against St. Joseph's (Nov. 26), leading Auburn to an overtime win ... had a career-high 24 points at Ole Miss (Jan. 6), which included 6-of-10 from downtown ... career-best five blocks at Georgia (Jan. 13) ... named to the SEC Academic Honor Roll.

2019-20 (Freshman): Averaged 2.4 points, 1.8 rebounds, 0.4 assists, 0.4 blocks and 0.4 assists in 7.1 minutes per game ... appeared in 14 games off the bench, including eight in SEC play ... top contributor off the bench in the final five games of the season, averaging 4.2 points and three rebounds per game while shooting at 53 percent clip in 13 minutes per contest ... career-long outing of 16 minutes pulling down six rebounds with two steals and an assist at Georgia (Feb. 19) ... scored career-high eight points and added three steals vs. Tennessee (Feb. 22).

HIGH SCHOOL AND PERSONAL: Labeled as a four-star by both Rivals and 247Sports ... tabbed as the No. 109 prospect nationally by Rivals and No. 120 by 247Sports ... selected as the No. 4 player in the state of Georgia by 247Sports ... played for Brantley County High School where he was a First Team All-State selection as a junior and a senior ... averaged 25 points and 14 rebounds per game ... also played football as a wide receiver ... played for Game Elite on the adidas circuit, averaging 11.9 points, 4.9 rebounds and 1.9 assists while shooting 63 percent from the

floor ... produced stat lines of 31 points, 14 assists and 11 rebounds, as well as 27 points, 13 rebounds and four blocks for Game Elite ... son of Shantel Williams ... is an only child ... enrolled in the College of Education.

2021-22 WILLIAMS GAME-BY-GAME

Opp.	GS	Min.	FG-A	3FG-A	FT-A	O-D-T	PF	A	TO	BLK	STL	PTS
Morehead State	18	4-6	1-3	1-1	0-2-2	2	2	3	1	0	10	
ULM	15	3-4	0-1	0-0	1-1-2	4	1	0	3	0	6	
at USF	20	4-6	0-1	0-0	3-2-5	2	2	1	1	1	8	
vs. UConn	32	4-10	1-4	3-4	0-5-5	1	0	3	0	2	12	
vs. Loyola Chicago	16	1-2	0-0	0-0	0-1-1	2	0	2	1	0	2	
vs. Syracuse	16	3-7	0-1	3-5	3-4-7	1	2	0	1	1	9	
UCF	17	3-5	0-2	1-2	1-1-2	1	1	2	0	1	7	
Yale	19	3-7	1-4	0-0	2-2-4	3	0	1	1	0	7	
vs. Nebraska	18	4-7	1-2	1-2	2-2-4	0	0	1	2	0	10	
North Alabama	DNP											
at Saint Louis	11	2-5	0-1	0-0	0-1-1	1	0	0	0	0	4	
Murray State	13	4-10	1-3	0-0	1-0-1	3	2	0	0	0	9	
LSU	11	0-2	0-0	0-0	0-0-0	2	1	1	0	0	0	
at South Carolina	17	3-5	0-0	0-0	0-2-2	1	1	2	0	0	6	
Florida	21	5-6	1-2	3-3	0-3-3	2	1	2	2	0	14	
at Alabama	15	1-5	0-1	0-0	1-3-4	2	1	1	2	1	2	
at Ole Miss	8	1-2	0-0	0-0	0-1-1	0	1	1	0	0	2	
Georgia	16	5-9	1-3	2-2	3-2-5	1	0	0	0	1	13	
Kentucky	10	2-2	0-0	3-3	0-1-1	1	0	0	0	0	7	
at Missouri	11	1-4	1-3	0-0	1-1-2	0	0	0	1	0	3	
Oklahoma	7	0-3	0-1	0-0	0-1-1	4	0	0	0	0	0	
Alabama	15	1-2	0-0	2-2	1-0-1	0	1	0	0	0	4	
at Georgia	11	1-3	0-1	2-2	3-2-5	3	2	1	1	0	4	
at Arkansas	14	1-7	0-2	0-0	1-1-2	1	1	0	0	0	2	
Texas A&M	16	2-6	1-3	0-1	5-6-11	3	2	2	1	0	5	
Vanderbilt	12	1-2	0-1	6-6	1-3-4	2	1	2	0	0	8	
at Florida	7	0-2	0-0	0-0	0-0-0	0	0	1	0	0	0	
Ole Miss	10	2-4	0-1	0-0	2-1-3	3	1	1	0	0	4	
at Tennessee	5	0-1	0-1	0-0	0-1-1	3	0	0	1	0	0	
at Mississippi State	10	1-2	1-2	0-0	0-1-1	3	0	1	0	0	3	
South Carolina	11	1-2	1-2	0-0	0-2-2	0	0	2	0	0	3	
vs. Texas A&M	9	1-2	0-1	0-0	1-0-1	0	1	1	0	0	2	
Jacksonville State	7	3-3	2-2	0-0	0-1-1	1	0	0	0	0	8	

CAREER HIGHS


Points	24 at Ole Miss (1/6/21)
Rebounds	11 vs. Texas A&M (2/12/22), vs. Saint Joseph's (11/26/20)
Field Goals	9 vs. Georgia (2/2/21)
Field Goals Att.	14 (three times)
3-Pt. Field Goals	6 at Ole Miss (1/6/21)
3-Pt. Field Goals Att.	10 at Ole Miss (1/6/21)
Free Throws	8 vs. Tennessee (2/27/21)
Free Throws Att.	10 vs. Tennessee (2/27/21)
Assists	8 vs. Memphis (12/12/20)
Blocks	5 at Georgia (1/13/21)
Steals	3 vs. Tennessee (2/22/20)
Minutes	37 vs. Saint Joseph's (11/26/20)

WILLIAMS' MISCELLANEOUS STATS

	2019-20	2020-21	2021-22	Career
Games with 10+ Pts	0	15	5	20
Games with 20+ Pts	0	2	0	2
Games 5+ 3s	0	1	0	1
Games with 5+ Reb	2	11	4	17
Games with 10+ Reb	0	2	1	3
Games with 5+ Ast	0	2	0	2
Games with 10+ Ast	0	0	0	0
Games with 5+ Blk	0	1	0	1
Games with 5+ Stl	0	0	0	0
Double-Doubles	0	1	0	1

SEASON	TEAM	GP-GS	MIN/AVG	FG-FGA	FG%	3FG-3FGA	3FG%	FT-FTA	FT%	OFF	DEF	TOT	AVG	PF-FO	A	TO	BLK	STL	PTS	AVG
2019-20	AUB	14-0	100/7.1	15-28	.536	1-9	.111	3-3	1.000	8	17	25	1.8	12-0	6	6	5	6	34	2.4
2020-21	AUB	27-27	713/26.4	116-224	.518	32-94	.340	31-49	.633	36	91	127	4.7	66-0	54	49	39	18	295	10.9
2021-22	AUB	32-0	444/13.9	67-143	.469	13-48	.271	27-33	.818	31	53	84	2.6	52-0	27	30	16	8	174	5.4
TOTAL		73-27	1256/17.2	198-395	.501	46-151	.305	61-85	.718	75	161	236	3.2	130-0	87	85	60	32	503	6.9

5



CHRIS MOORE

6-6 • 240

Sophomore • Forward
West Memphis, Ark.
West Memphis HS

2021-22 (Sophomore): Action in 24 games off the bench, averaging 1.8 points and 1.5 rebounds ... Season-high 16 points in win over ULM (Nov. 12) ... Action in eight SEC games with best game coming at South Carolina on Jan. 4, scooping five points with four rebounds ... Two points and one assist on versus Vanderbilt (Feb. 16) ... 9 of 13 boards in SEC play were on the offensive end.

2020-21 (Freshman): Averaged 2.8 points, 2.0 rebounds and 0.5 assists in 11.2 minutes per game ... appeared in 25 games off the bench ... shot 56.3 percent from the floor, including 40 percent from beyond the arc ... field goal percentage was second-best on the team and ranked 10th in the SEC among players with 40 or more shot attempts ... scored in 18 of 25 games played in ... first career points came via an and-1 against St. Joseph's (Nov. 26) ... posted career-high 11 points in 14 minutes against Missouri (Jan. 26) after shooting 4-for-4 from the field, including 3-for-3 from downtown ... pulled down four-plus rebounds in four games, including career-best six boards against Troy (Dec. 19).

HIGH SCHOOL AND PERSONAL: Labeled as a four-star prospect by Rivals and a three-star prospect by 247Sports and ESPN ... ranked as the 103rd player in the country by Rivals and 122nd by 247Sports ... tabbed as the No. 3 player out of the state of Arkansas by 247Sports and No. 5 by ESPN ... named the Arkansas Player of the Year following senior season ... played at West Memphis High School ... voted all-state four times, including a first team nod in his final campaign ... became the school's all-time leader in points and rebounds ... is the only player in school history to play four seasons on the varsity squad ... guided West Memphis to the Arkansas state championship game, averaging 18.7 points and 16.3 rebounds per game during the playoffs ... guided team to the No. 1 overall rank in Arkansas ... is a four-time all-conference player ... named the 5A East Player of the Year following junior season in which he averaged 17.2 points, 13 rebounds, 4.9 assists and 1.5 blocks per game while shooting 63 percent ... played for Woodz Elite in the Nike EYBL ... averaged 17.7 points, 6.1 rebounds, 1.3 assists and 1.1 blocks per game on the AAU circuit ... led team to No. 1 national

2021-22 MOORE GAME-BY-GAME													
Opp.	GS	Min.	FG-A	3FG-A	FT-A	O-D-T	PF	A	TO	BLK	STL	PTS	
Morehead State	15		2-2	0-0	0-0	0-1-1	2	1	0	0	0	4	
ULM	21		5-9	0-1	6-6	2-2-4	1	0	1	0	0	16	
at USF	8		0-2	0-1	0-0	0-0-0	0	0	1	0	1	0	
vs. UConn	13		0-0	0-0	0-0	1-0-1	3	0	0	0	0	0	
vs. Loyola Chicago	13		1-3	0-0	0-0	3-1-4	1	0	1	0	0	2	
vs. Syracuse	15		1-2	0-1	2-4	1-1-2	1	2	0	0	2	4	
UCF	5		0-0	0-0	0-0	0-1-1	0	0	2	0	0	0	
Yale	17		2-4	0-0	1-2	2-4-6	2	0	0	2	2	5	
vs. Nebraska	DNP												
North Alabama	12		1-4	0-1	0-0	1-1-2	0	0	2	0	0	2	
at Saint Louis	7		0-0	0-0	0-0	0-0-0	2	1	0	0	1	0	
Murray State	3		0-1	0-1	0-0	0-0-0	1	0	0	0	0	0	
LSU	8		1-2	0-0	0-0	2-2-4	1	0	1	0	0	2	
at South Carolina	9		2-4	0-0	1-3	3-1-4	1	0	2	1	0	5	
Florida	3		0-0	0-0	0-0	0-1-1	0	0	0	1	1	0	
at Alabama	DNP												
at Ole Miss	DNP												
Georgia	4		0-0	0-0	0-0	0-0-0	0	0	0	0	0	0	
Kentucky	DNP												
at Missouri	DNP												
Oklahoma	1		0-0	0-0	0-0	0-0-0	0	0	1	0	0	0	
Alabama	1		0-0	0-0	0-0	0-0-0	0	0	1	0	0	0	
at Georgia	3		0-0	0-0	0-0	0-0-0	1	0	0	0	0	0	
at Arkansas	8		0-1	0-0	0-0	2-0-2	2	1	1	0	0	0	
Texas A&M	2		0-0	0-0	0-0	0-0-0	0	0	0	0	0	0	
Vanderbilt	2		1-1	0-0	0-0	0-0-0	1	1	0	0	0	0	
at Florida	DNP												
Ole Miss	DNP												
at Tennessee	DNP												
at Mississippi State	DNP												
South Carolina	6		0-1	0-0	0-0	2-0-2	0	0	2	0	1	0	
vs. Texas A&M	2		0-0	0-0	0-0	0-0-0	0	0	0	0	0	0	
Jacksonville State	1		0-0	0-0	0-0	1-0-1	0	0	0	0	0	0	

CAREER HIGHS	
Points	16 vs. ULM (11/12/21)
Rebounds	6 (twice)
Field Goals	5 vs. ULM (11/12/21)
Field Goals Att.	9 vs. ULM (11/12/21)
3-Pt. Field Goals	3 vs. Missouri (1/26/21)
3-Pt. Field Goals Att.	3 vs. Missouri (1/26/21)
Free Throws	6 vs. ULM (11/12/21)
Free Throws Att.	6 vs. ULM (11/12/21)
Assists	2 (three times)
Blocks	2 vs. Yale (12/4/21)
Steals	3 vs. Troy (12/19/20)
Minutes	21 vs. ULM (11/12/21)

MOORE'S MISCELLANEOUS STATS			
	2020-21	2021-22	Career
Games with 10+ Pts	1	1	2
Games with 20+ Pts	0	0	0
Games 5+ 3s	0	0	0
Games with 5+ Reb	2	1	3
Games with 10+ Reb	0	0	0
Games with 5+ Ast	0	0	0
Games with 10+ Ast	0	0	0
Games with 5+ Blk	0	0	0
Games with 5+ Stl	0	0	0
Double-Doubles	0	0	0

SEASON	TEAM	GP-GS	MIN/AVG	FG-FGA	FG%	3FG-3FGA	3FG%	FT-FTA	FT%	OFF	DEF	TOT	AVG	PF-FO	A	TO	BLK	STL	PTS	AVG
2020-21	AUB	25-0	281/11.3	27-48	.563	6-15	.400	11-19	.579	28	23	51	2.0	28-0	12	18	6	8	71	2.8
2021-22	AUB	24-0	185/7.7	16-37	.432	0-5	.000	10-15	.667	20	15	35	1.5	19-0	6	15	4	8	42	1.8
TOTAL		49-0	466/9.5	43-85	.506	6-20	.300	21-34	.618	48	38	86	1.8	47-0	18	33	10	16	113	2.3

10

JABARI SMITH

6-10 • 220
 Freshman • Forward
 Fayetteville, Ga.
 Sandy Creek HS



2021-22 (Freshman): Karl Malone Award Finalist ... Naismith Award Finalist ... John Wooden Preseason Top 50 Watch List ... first team All-America by *Sports Illustrated* and second team All-America by *The Sporting News* ... SEC Freshman of the Year (Coaches) and First Team All-SEC (Coaches) ... First player in Auburn history to be named SEC Freshman of the Year ... Just the fifth Tiger freshman ever to earn all-conference accolades by the league's coaches, joining Eddie Johnson (1974), Ronnie Battle (1990), Toney Douglas (2005) and Isaac Okoro (2020) ... Leads Auburn scoring (17.2 ppg), 3-pointers (78) and second in rebounding (7.2 rpg) ... Fifth in SEC in scoring and eighth in rebounding ... Only freshman in SEC to be top 10 in league in both scoring and rebounding ... Tied for first in Auburn history for 3-pointers made by a freshman (78, Bryce Brown 2015-16) ... Made at least one 3-pointer in 28 straight games (68-of-161, 422) ... Streak is second longest by an AU player in the last four years behind Bryce Brown (29, 2018-19) ... Won SEC Freshman of the Week six times, including last week of regular season ... SEC Freshman of the Week (2/21) after averaging 28.5 points and 5.5 rebounds including 11-of-15 shooting from the 3-point arc against Vanderbilt and Florida ... His 59 points in consecutive games (VU, UF) the most by an AU player since Marquis Daniels had 59 in December of 2002 ... 23 points and career-high 12 boards in win over Oklahoma (Jan. 29) ... SEC Freshman of the Week (1/24) after averaging 13.0 points, 7.0 rebounds and 2.5 assists in wins over Georgia and Kentucky ... Team-best 28 double-digit scoring games and 14 20-point games ... 14 20-point games is second most in AU history by a freshman ... Named SEC Freshman of the Week (1/17) after averaged 20.0 points, 5.0 rebounds and 2.0 blocks in wins at No. 24 Alabama and at Ole Miss ... Tallied a then career-high 25 points on 8-of-14 shooting from the field including a trio of 3-pointers and career-high four blocked shots at Alabama ... SEC Freshman of the Week (1/3) after scoring 16 points with four rebounds and three assists in his SEC debut vs. LSU ... SEC Freshman of the Week after averaging 19.3 points, 7.2 rebounds and 2.3 assists in three-games at Battle 4 Atlantis (11/29) ... Preseason All-SEC second team ... Career-high 31 points on career-best 7-of-10 from beyond the arc against Vanderbilt ... Seven 3-pointers were one shy of tying Neville Arena record and just the seventh 30-point game by a freshman in school history ... 31 points were most by an Auburn player since Samir Doughty scored 32 versus Tennessee in 2020 and most by a freshman since Toney Douglas in 2005 (32) ... Last 8 games: 22.6 ppg, 8.6 rpg, while hitting 28-of-54 (.518) from three and 48-of-58 (.828) from foul line ... Averaging 7.3 FTA over last eight games versus 4.0 FTA per game in first 25 games of season ... Only freshman nationally with 500 points, 200 rebounds and 60 3-pointers ... Fourth nationally among freshman in scoring with 546 points and seventh with 74 3-pointers ... First freshman in AU history to score 500 points and grab 200 rebounds in a season ... Just fifth AU player in last 20 years to score 300+ points in SEC only games ... Last 5 games: team-best 22.4 ppg, 9.4 rpg, .824 FT pct and second with 2.4 apg ... Game-high 20 points and career-high 14 points in NCAA Tournament first round win over Jacksonville State including a thunderous dunk that was SportsCenter Top Play of the Day ... 20 points and 14 rebounds were both the most ever by an Auburn freshman in an NCAA Tournament game.

HIGH SCHOOL AND PERSONAL: Consensus five-star, top-10 prospect ... ranked No. 6 nationally by 247 Sports, ESPN and Rivals ... averaged 23.4 points, 9.5 rebounds, 3.2 steals and 2.5 blocks per game as a senior while playing at Sandy Creek High School ... led Sandy Creek to a state runner-up finish in 2020-21 ... became Auburn's fourth signee to be named a McDonald's All-American - a list that includes Sharife Cooper (2020), Korvotney Barber (2005) and Frank Ford (1983) ... chosen as a Naismith First Team All-American and a Sports Illustrated All-American ... named Georgia's Gatorade Player of the Year ... averaged 24.5 points, 10.8 rebounds, 2.8 blocks, 1.6 assists and 1.3 steals per game while shooting 50 percent from the floor, including 38

percent from 3 as a junior ... tabbed as a MaxPreps Junior All-American and an all-state selection while leading the Patriots to a 25-5 record, including 12-0 in the region, and an appearance in the Class 4A state quarterfinals ... named the Junior of the Year in Class 4A ... as a sophomore, averaged 12.7 points, 6.7 rebounds, two blocks, 1.9 assists and 1.2 steals per game while shooting 48 percent from the court, leading Sandy Creek to a 27-4 record, including 12-0 in the region ... represented his country as he paced USA Basketball to a gold medal in the FIBA Americas U16 championship while averaging 13.8 points and 6.2 rebounds ... son of Jabari Smith Sr. and Taneskia Purnell ... father, Jabari Sr., played at LSU for two seasons before playing in the NBA in stints with the New Jersey Nets, Philadelphia 76ers and the Sacramento Kings ... cousin of 13-year NBA veteran Kwame Brown, who was the No. 1 overall pick in 2001.

2021-22 SMITH GAME-BY-GAME

Opp.	GS	Min.	FG-A	3FG-A	FT-A	O-D-T	PF	A	TO	BLK	STL	PTS
Morehead State	*	21	3-6	2-3	0-0	0-7-7	1	4	0	1	3	8
ULM	*	29	7-12	3-5	6-8	2-8-10	2	2	3	2	4	23
at USF	*	27	3-12	2-7	1-2	2-8-10	1	0	1	1	0	9
vs. UConn	*	39	4-13	2-6	12-12	0-6-6	5	3	2	0	2	22
vs. Loyola Chicago	*	29	7-9	0-1	0-1	0-4-4	1	0	1	1	0	14
vs. Syracuse	*	29	8-17	4-8	2-2	0-6-6	1	4	1	1	0	22
UCF	*	21	6-12	3-6	5-6	1-6-7	3	4	3	0	3	20
Yale	*	20	6-14	2-5	3-4	1-6-7	1	2	1	0	2	17
vs. Nebraska	*	22	7-13	3-6	4-4	0-5-5	1	4	1	0	2	21
North Alabama	*	27	4-15	2-5	3-4	2-8-10	2	2	1	2	1	13
at Saint Louis	*	29	5-11	3-5	0-0	0-4-4	2	0	2	0	2	13
Murray State	*	25	5-11	2-5	0-0	0-10-10	1	3	2	3	2	12
LSU	*	30	5-12	2-8	4-5	1-3-4	2	1	4	1	1	16
at South Carolina	*	23	3-9	2-4	2-2	0-1-1	2	1	4	0	0	10
Florida	*	20	4-7	2-2	3-5	0-5-5	4	2	0	1	0	13
at Alabama	*	34	8-14	3-6	6-10	1-6-7	3	1	2	4	2	25
at Ole Miss	*	32	6-13	1-5	2-2	0-3-3	1	1	2	1	0	15
Georgia	*	23	5-10	2-6	0-0	1-6-7	1	3	2	1	0	12
Kentucky	*	30	5-10	1-4	3-3	0-7-7	2	2	2	2	1	14
at Missouri	*	32	2-15	1-7	0-0	3-7-10	1	1	0	2	0	5
Oklahoma	*	23	6-14	2-5	9-10	1-11-12	1	0	1	1	2	23
Alabama	*	24	5-10	1-2	6-9	0-5-5	3	0	1	1	1	17
at Georgia	*	31	2-7	1-3	2-2	1-5-6	2	1	3	1	1	7
at Arkansas	*	32	6-16	2-8	5-5	0-9-9	4	0	2	0	1	20
Texas A&M	*	24	3-10	1-4	2-4	1-7-8	1	2	4	1	2	9
Vanderbilt	*	28	10-16	7-10	4-7	0-4-4	3	3	2	0	1	31
at Florida	*	33	7-16	4-5	10-11	1-6-7	1	1	2	1	0	28
Ole Miss	*	28	4-12	1-5	6-6	2-7-9	2	5	2	0	0	15
at Tennessee	*	35	9-21	3-9	6-7	1-7-8	2	0	2	2	0	27
at Mississippi State	*	35	9-13	3-5	6-7	0-10-10	4	2	0	0	0	27
South Carolina	*	29	5-12	3-3	8-8	2-4-6	1	2	3	1	1	21
vs. Texas A&M	*	31	5-16	3-10	4-6	1-8-9	2	4	1	2	2	17
Jacksonville State	*	32	6-13	4-7	4-6	4-10-14	3	4	4	0	0	20

CAREER HIGHS

Points	31 vs. Vanderbilt (2/16/22)
Rebounds	14 vs. Jacksonville State (3/18/22)
Field Goals	10 vs. Vanderbilt (2/16/22)
Field Goals Att.	21 at Tennessee (2/26/22)
3-Pt. Field Goals	7 vs. Vanderbilt (2/16/22)
3-Pt. Field Goals Att.	10 vs. Texas A&M (3/11/22); vs. Vanderbilt (2/16/22)
Free Throws	12 vs. UConn (11/24/21)
Free Throws Att.	12 vs. UConn (11/24/21)
Assists	5 vs. Ole Miss (2/23/22)
Steals	4 vs. ULM (11/12/21)
Blocks	4 at Alabama (1/11/22)
Minutes	39 vs. UConn (11/24/21)

SMITH'S MISCELLANEOUS STATS

	2021-22	Career
Games with 10+ Pts	28	28
Games with 20+ Pts	14	14
Games 5+ 3s	1	1
Games with 5+ Reb	26	26
Games with 10+ Reb	8	8
Games with 5+ Ast	1	1
Games with 10+ Ast	0	0
Games with 5+ Blk	0	0
Games with 5+ Stl	0	0
Double-Doubles	6	6

SEASON	TEAM	GP-GS	MIN/AVG	FG-FGA	FG%	3FG-3FGA	3FG%	FT-FTA	FT%	OFF	DEF	TOT	AVG	PF-FO	A	TO	BLK	STL	PTS	AVG
2021-22	AUB	33-33	942/28.5	180-411	.438	78-180	.433	128-158	.810	28	209	237	7.2	66-1	64	61	32	37	566	17.2
TOTAL		33-33	942/28.5	180-411	.438	78-180	.433	128-158	.810	28	209	237	7.2	66-1	64	61	32	37	566	17.2

12

ZEP JASPER
6-1 • 185
Senior • Guard
Augusta, Ga.
Laney HS



2021-22 (Senior): Auburn's top on-ball defender ... 5.1 points and 2.2 assists on season ... 2.8 asst/turnover ratio leads team ... Returned to starting line-up against Texas A&M (Feb. 12) after missing previous two contests with non-COVID illness ... Started first 22 games of season before illness ... Then season-high 13 points in wins at South Florida (Nov. 19) and at South Carolina (Jan. 4) ... Equalled career high with 6 assists against ULM (Nov. 12) and Loyola Chicago (Nov. 25) ... 6 points, 5 steals and 5 assists in win against Nebraska (Dec. 11) ... 9 points, 3 rebounds, 2 steals versus Oklahoma (Jan. 29) ... Committed just 24 turnovers on season in 719 minutes, which is one turnover every 30.0 minutes ... Streak of eight consecutive SEC games without a turnover came to an end against Ole Miss (158 minutes, 26 seconds) on Feb. 23 ... Season-high 15 points, including 4-of-5 from long range in win over the Rebels ... 11 points on 3-of-4 shooting from 3 with 3 ast, 3 reb and 2 stl in OT win at Miss. State (Mar. 2) ... Connected on 9-of-17 (.529) from 3-point arc in last 6 games ... 46 pts (7.7 ppg) in last 6 games after 28 points (2.8 ppg) in previous 10 ... Last 4 games: 7.8 ppg, 3.0 apg, 2.8 rpg, 1.3 spg ... 6 points, 4 assists in NCAA Tournament first round game.

2020-21 (Junior, Charleston): Played and started in all 19 games ... Team's leading scorer averaging 15.6 points per game which ranked eighth in Colonial Athletic Association ... Poured in double figures in 16 contests including four 20+ point outings ... Collected CAA Player of the Week honors for the first time of his career (2/8/21) ... Led the Cougars to a 2-0 weekend and series sweep of Towson with 21 points and four boards in a 90-88 double-overtime win (2/6/21) ... Equaled his career high with seven rebounds against Towson (2/7/21) ... Ended the season on a career-best eight-game double-digit scoring streak ... Knocked down a career-high 38 points on 13-of-18 shooting from the field, 4-of-7 shooting from beyond the arc and 8-for-9 from the charity stripe against Columbus State (2/20/21) ... 38 points was fifth-most points scored in single game in school history and tied as the third-most in the program's NCAA Division I Era ... Game-high 27 points in the CAA Quarterfinals versus Drexel (3/7/21).

2019-20 (Sophomore, Charleston): Best on-ball defender in the country ... Saw action in 31 games with 30 starts for the Cougars ... Averaged 7.6 points, 1.7 rebounds and 1.7 assists per game ... Ranked third on the team in steals (28) ... Scored in double figures on 13 occasions including three-straight games with 12 points at Drexel (12/28/19), at Delaware (12/30/19) and versus Towson (1/2/20) ... Also dished out a career-high six assists at Drexel ... Registered a season-high 13 points versus Delaware in the CAA Quarterfinals (3/8/20).

2018-19 (Redshirt Freshman, Charleston): Played in all 33 games with 14 starts ... fourth-leading scorer on the team averaging 5.4 points per game and best 3-point shooter with a 40.0 percent accuracy beyond the arc ... Made his first career start versus Presbyterian College registering a career-high 15 points on 5-of-8 shooting from the field (11/6/18) ... Scored in double figures on six occasions including 10 points against Rhode Island (11/13/18) and 13 points at VCU (12/15/18) ... Recorded 14 points and a career-best five rebounds at Delaware (2/7/19) Dished out a career-high four assists versus Drexel in the CAA Quarterfinals (3/10/19).

2017-18 (Freshman, Charleston): Redshirted the 2017-18 season.

HIGH SCHOOL AND PERSONAL: Averaged 21 points, six assists, five rebounds and

three steals per game as a senior for Laney High School ... led the Wildcats to a region title and Class AAA state quarterfinals appearance ... honored as the All-Area Georgia Boys Co-Player of the Year by The Augusta Chronicle ... during four years at Laney, the team compiled an 84-15 record and made three Final Four appearances in the state playoffs ... fifth player in school history to reach 1,000 points in a career ... four-time first team all-state and first team all-region selection ... Freshman of the Year and first-team all-defense honors ... played one post-grad year of basketball at Notre Dame Preparatory School in Fitchburg, Mass. and averaged 22.3 points per game ... son of William and Sandra Jasper ... has one brother, Vonte, and one sister, Latoya.

2021-22 JASPER GAME-BY-GAME

Opp.	GS	Min.	FG-A	3FG-A	FT-A	O-D-T	PF	A	TO	BLK	STL	PTS
Morehead State	*	18	0-5	0-1	1-2	2-0-2	3	0	2	0	2	1
ULM	*	26	2-5	1-3	1-2	0-0-0	2	6	0	0	1	6
at USF	*	22	4-7	1-1	4-4	0-2-2	3	2	1	0	1	13
vs. UConn	*	39	3-8	1-3	2-2	1-2-3	3	3	0	0	0	9
vs. Loyola Chicago	*	23	1-9	0-3	1-2	0-0-0	1	6	1	0	0	3
vs. Syracuse	*	23	1-3	1-2	0-0	0-0-0	4	5	0	0	0	3
UCF	*	27	1-4	0-2	1-2	0-0-0	1	2	1	0	0	3
Yale	*	25	4-6	2-2	0-0	0-2-2	2	5	0	0	0	10
vs. Nebraska	*	27	2-5	2-4	0-0	0-0-0	2	5	1	0	5	6
North Alabama	*	26	2-6	2-4	2-2	0-2-2	1	1	0	0	0	8
at Saint Louis	*	20	2-4	1-3	0-0	1-0-1	2	1	0	0	0	5
Murray State	*	24	0-5	0-1	0-0	0-1-1	1	1	2	0	0	0
LSU	*	18	0-3	0-3	0-0	1-1-2	2	2	2	0	0	0
at South Carolina	*	23	4-5	2-2	3-4	0-0-0	3	3	2	1	0	13
Florida	*	20	1-4	0-3	2-2	0-0-0	3	4	1	0	1	4
at Alabama	*	15	0-1	0-1	0-0	1-1-2	2	0	1	0	0	0
at Ole Miss	*	21	3-5	2-3	0-0	1-0-1	1	3	0	0	1	8
Georgia	*	24	1-6	1-5	0-0	0-3-3	0	0	0	0	1	3
Kentucky	*	17	1-1	0-0	0-0	1-0-1	1	3	0	0	0	2
at Missouri	*	22	1-3	1-2	0-0	0-2-2	2	0	0	0	1	3
Oklahoma	*	28	3-6	0-2	3-3	0-3-3	2	1	3	0	2	9
Alabama	*	16	0-3	0-1	2-2	0-1-1	1	0	0	0	0	2
at Georgia	DNP											
at Arkansas	DNP											
Texas A&M	*	24	0-4	0-1	1-2	1-1-2	1	1	0	0	0	1
Vanderbilt	*	16	0-0	0-0	0-0	0-0-0	4	0	0	0	1	0
at Florida	*	19	0-1	0-0	0-0	0-1-1	3	1	0	0	1	0
Ole Miss	*	27	5-7	4-5	1-2	0-0-0	1	1	2	0	0	15
at Tennessee	*	17	0-2	0-1	0-0	0-1-1	1	1	1	0	1	0
at Mississippi State	*	35	3-6	3-4	2-2	1-2-3	2	3	1	1	2	11
South Carolina	*	25	2-5	1-2	2-3	0-2-2	1	3	1	0	1	7
vs. Texas A&M	*	24	2-8	1-4	2-2	2-0-2	2	1	1	0	2	7
Jacksonville State	*	24	2-4	0-1	2-2	0-0-0	0	4	1	0	0	6

JASPER'S MISCELLANEOUS STATS

	2018-19	2019-20	2020-21	2021-22	Career
Games with 10+ Pts	6	13	16	5	40
Games with 20+ Pts	0	0	4	0	4
Games 5+ 3s	0	0	2	0	2
Games with 5+ Reb	2	1	5	0	8
Games with 10+ Reb	0	0	0	0	0
Games with 5+ Ast	0	2	3	5	10
Games with 10+ Ast	0	0	0	0	0
Games with 5+ Blk	0	0	0	0	0
Games with 5+ Stl	0	0	0	1	1
Double-Doubles	0	0	0	0	0

CAREER HIGHS

Points	38 vs. Columbus State (2/20/21)
Rebounds	7 (twice)
Field Goals	13 vs. Columbus State (2/20/21)
Field Goals Att.	21 vs. Drexel (3/7/21)
3-Pt. Field Goals	5 (twice)
3-Pt. Field Goals Att.	10 vs. Drexel (3/7/21)
Free Throws	10 vs. Towson (1/2/20)
Free Throws Att.	10 vs. Towson (1/2/20)
Assists	6 (three times)
Steals	5 vs. Nebraska (12/11/21)
Blocks	1 (four times)
Minutes	42 vs. Columbus State (2/20/21)

SEASON	TEAM	GP-GS	MIN/AVG	FG-FGA	FG%	3FG-3FGA	3FG%	FT-FTA	FT%	OFF	DEF	TOT	AVG	PF-FO	A	TO	BLK	STL	PTS	AVG
2018-19	CC	33-14	836/25.3	55-139	.396	36-90	.400	32-42	.762	12	59	71	2.2	60-0	42	25	1	24	178	5.4
2019-20	CC	31-30	943/30.4	76-189	.402	36-99	.364	49-55	.891	15	38	53	1.7	64-1	53	26	1	28	237	7.6
2020-21	CC	19-19	623/32.8	108-247	.437	38-110	.345	42-48	.875	15	56	71	3.7	40-1	50	25	2	15	296	15.6
2021-22	AUB	31-31	719/23.2	50-141	.355	26-69	.377	32-40	.800	12	27	39	1.3	58-0	68	24	2	23	158	5.1
TOTAL FOR AUB		31-31	719/23.2	50-141	.355	26-69	.377	32-40	.800	12	27	39	1.3	58-0	68	24	2	23	158	5.1
TOTAL		114-94	3121/27.4	289-716	.404	136-368	.370	155-185	.838	54	180	234	2.1	222-2	213	100	6	90	869	7.6

13


WALKER KESSLER

7-1 • 245

Sophomore • Forward/Center

Newnan, Ga.

Woodward Academy



2021-22 (Sophomore): Kareem Abdul-Jabbar Award Finalist ... SEC Defensive Player of the Year (Coaches) and first team All-SEC (Coaches) ... Naismith Men's Defensive Player of the Year Finalist ... First Auburn player in school history to earn SEC Defensive POY honors ... First nationally in block shots per game (4.6) and total blocks with 153 blocks ... Became Auburn's single-season leader in blocked shots with his fourth (2:47 minute mark of the first half) block against Ole Miss on Feb. 23, breaking Kyle Davis' school record of 126 set in 2002-03 ... Seventh SEC single-season block chart ... Currently field goal percentage (.622) is fourth on Auburn single-season charts ... Fourth on team averaging 11.7 points while leading team in rebounding (8.2 rpg) and blocks (4.6) ... Earned third SEC Player of Week honors on Feb. 14 after averaging 14.0 points, 15.0 rebounds and 9.5 blocks, including his second career double double ... 12 points, 11 rebounds and career-high 12 blocks in win over Texas A&M (Feb. 12) ... Fifth player in SEC history with multiple career triple-doubles with only Shaquille O'Neal (6) to record more ... SEC Co-Player of the Week (Jan. 24) after averaging 17.0 points, 6.5 rebounds and 4.0 blocks in wins over UGA and Kentucky ... Recorded Auburn's second-ever triple double with 16 points, 11 blocks and 10 rebounds in SEC opening victory against LSU (Dec. 29) ... USBWA National Player of the Week and SEC Player of the Week (Jan. 4) after his triple-double performance ... 11 double-doubles on season ... 12-game streak of double digit scoring halted at Tennessee on Feb. 26 (15.4 ppg, 9.6 rpg and 5.6 bpg during span) ... Career-high 21 points vs. Oklahoma (Jan. 29) ... Last week of January versus Mizzou and Oklahoma, averaged 17.5 points, 10.5 rebounds and 3.0 blocks while shooting .667 pct from the field ... Most complete game of season versus Alabama on Feb. 2, scoring 18 points with 12 rebounds, 8 blocks, 4 steals and 1 assist ... Career-best 19 boards at Arkansas (Feb. 8), most by AU player since 2015 (Cinmeon Bowers) ... In SEC games, led league in field goal percentage (.650), blocks (5.0 bpg) and was third in rebounding (8.7 rpg)650 FG percentage in SEC games was third best in last 22 years of SEC play behind Anthony Davis (.674, 2012) and Joakim Noah (.656, 2006) ... Last 5 games: 10.4 ppg, 8.0 rpg, 4.4 bpg ... 13.3 points, 8.8 rebounds, 5.0 blocks on 17-of-32 shooting in last three games ... Near triple double in NCAA Tournament first round win over Jacksonville State, with 13 points, 10 rebounds and nine blocks ... Nine blocks were an Auburn NCAA Tournament single-game record.

2020-21 (Freshman, North Carolina): Averaged 4.4 points, 3.2 rebounds and 0.9 blocks ... Shot 57.8 percent from the floor ... Earned co-ACC Freshman of the Week honors for his performances against Marquette on Feb. 24 and Florida State on Feb. 27 ... Scored 94 of his 127 points and made 38 of his 52 field goals in the last 11 games ... Scored in double figures five times with a season-high 20 at home against Florida State ... Grabbed 45 of his 94 rebounds (47.9 percent) on the offensive boards ... First career double-double (16 points and 12 rebounds) and a season-high and UNC freshman record eight blocks in the ACC second round win over Notre Dame ... Set all-time ACC Tournament freshman record with eight blocks (previous: six by Duke's Mike Gminski in 1977 and Wake Forest's Tim Duncan in 1994) ... Previous UNC record for any ACC Tourney game was six by Eric Montross in 1994 ... Made 7 of 11 field goals, had five offensive rebounds and two steals ... Blocked three shots in the home win over Duke ... Season- and game-high 20 points, nine field goals (in 10 attempts), five offensive rebounds, eight rebounds and four blocks in the 78-70 win over ACC-leading Florida State ... Started the second half vs. the Seminoles and went 7 for 7 from the floor for 14 points (four more than his previous game high) in 12:18 of second-half action ... Season-high three assists, all in the first half as UNC built a 48-29 lead, scored 10 points and had two steals against Louisville ... Then-season highs in points (10), rebounds (7) and assists (2) vs. Northeastern ... Had six points and four rebounds in four minutes in college debut vs. Charleston.

HIGH SCHOOL AND PERSONAL: Consensus five-star, top-25 prospect ... ranked 14th overall by ESPN, 22nd by 247 Sports and 24th by Rivals ... tabbed as the No. 1 player in the state of Georgia by ESPN and 247 Sports ... named a McDonald's All-American while playing at Woodward Academy in College Park, Ga. ... led the school to its first state title in its 120-year history ... averaged 17.8 points, 9.3 rebounds, 5.2 blocked shots, 1.3 steals and 1.2 assists as a senior ... earned a plethora of honors, including the Gatorade High School Player of the Year, Georgia's

Mr. Basketball and the Atlanta Journal-Constitution's Georgia Player of the Year ... put up career totals of 2,003 points, 1,185 rebounds and 524 blocks as a prep ... also gained experience by participating in the 2019 minicamp for the USA Basketball Men's Junior National Team ... son of Dr. Chad and Andrea Kessler ... was selected as a member of the National Honor Society ... father played basketball at Georgia from 1983-87, scored 675 career points, won Academic All-America honors and was a fifth-round NBA Draft pick by the L.A. Clippers in 1987 ... brother, Houston, played at Georgia from 2013-17 ... uncle, the late Alec Kessler, earned All-SEC honors at Georgia, where he led the Bulldogs to the 1990 SEC championship ... Alec is Georgia's second-leading career scorer and was selected by Houston with the ninth pick in the 1990 NBA Draft.

2021-22 KESSLER GAME-BY-GAME

Opp.	GS	Min.	FG-A	3FG-A	FT-A	O-D-T	PF	A	TO	BLK	STL	PTS
Morehead State	*	25	3-7	0-4	0-2	2-4-6	1	2	1	5	2	6
ULM	*	18	1-3	0-1	0-0	0-4-4	4	0	2	3	0	2
at USF	*	23	2-5	0-1	1-2	2-5-7	0	0	0	4	1	5
vs. UConn	*	24	6-11	1-3	1-1	4-6-10	3	2	1	1	0	14
vs. Loyola Chicago	*	25	5-12	1-3	2-5	5-5-10	2	0	0	5	2	13
vs. Syracuse	*	15	3-3	0-0	0-0	1-2-3	4	0	1	1	0	6
UCF	*	31	8-14	0-3	1-1	4-10-14	2	2	1	6	2	17
Yale	*	8	0-2	0-1	0-0	1-1-2	0	1	1	4	0	0
vs. Nebraska	*	21	2-5	0-1	1-2	2-5-7	3	2	1	1	5	5
North Alabama	*	23	6-8	0-0	2-3	2-6-8	1	1	1	5	1	14
at Saint Louis	*	30	8-12	0-2	3-4	1-8-9	3	1	2	6	1	19
Murray State	*	26	5-7	1-2	2-4	2-5-7	1	0	0	7	0	13
LSU	*	28	6-8	1-1	3-4	3-7-10	3	1	2	11	0	16
at South Carolina	*	28	5-5	0-0	2-2	1-9-10	1	0	1	4	0	12
Florida	*	24	2-5	0-1	2-2	0-8-8	5	1	3	3	0	6
at Alabama	*	12	1-1	0-0	0-0	1-1-2	5	1	3	0	0	2
at Ole Miss	*	32	9-11	0-1	2-2	5-5-10	3	1	0	7	4	20
Georgia	*	27	7-11	0-3	1-2	2-4-6	2	1	0	6	1	15
Kentucky	*	31	8-10	0-0	3-4	2-5-7	3	2	1	2	0	19
at Missouri	*	30	5-10	0-1	3-4	7-5-12	2	0	1	2	0	13
Oklahoma	*	30	9-11	2-4	1-1	4-5-9	1	0	0	4	1	21
Alabama	*	28	6-9	0-1	2-2	5-7-12	4	1	4	8	4	14
at Georgia	*	29	5-7	0-1	0-0	4-5-9	4	0	1	4	2	10
at Arkansas	*	33	6-11	2-5	2-6	8-11-19	5	0	2	7	0	16
Texas A&M	*	24	5-7	0-0	2-4	4-7-11	4	1	0	12	0	12
Vanderbilt	*	27	8-10	0-1	6-7	0-7-7	2	1	2	7	1	22
at Florida	*	26	5-6	1-1	0-2	0-3-3	4	1	2	1	0	11
Ole Miss	*	28	5-8	0-1	2-5	1-9-10	4	1	1	8	1	15
at Tennessee	*	28	3-7	0-1	2-3	3-2-5	4	4	1	4	1	8
at Mississippi State	*	29	2-4	0-0	0-2	2-8-10	2	1	0	3	0	4
South Carolina	*	27	5-13	1-4	0-1	1-5-6	1	0	1	2	3	11
vs. Texas A&M	*	31	6-8	0-2	4-6	3-6-9	2	2	0	4	3	16
Jacksonville State	*	30	6-11	0-1	1-4	5-5-10	2	1	1	9	1	13

KESSLER'S MISCELLANEOUS STATS

	2020-21	2021-22	Career
Games with 10+ Pts	5	23	28
Games with 20+ Pts	1	3	4
Games 5+ 3s	0	0	0
Games with 5+ Reb	7	27	34
Games with 10+ Reb	1	13	14
Games with 5+ Ast	0	0	0
Games with 5+ Blk	1	15	16
Games with 10+ Blk	0	2	2
Games with 5+ Stl	0	1	1
Double-Doubles	1	12	13
Triple-Doubles	0	2	2

CAREER HIGHS

Points _____ 22 vs. Vanderbilt (2/16/22)
 Rebounds _____ 19 at Arkansas [OT] (2/8/22)
 Field Goals _____ 9, 3x most recent vs. Oklahoma (1/29/22)
 Field Goals Att. _____ 14 vs. UCF (12/1/21)
 3-Pt. Field Goals _____ 2 at Arkansas [OT] (2/8/22), vs. Oklahoma (1/29/22)
 3-Pt. Field Goals Att. _____ 5 at Arkansas [OT] (2/8/22)
 Free Throws _____ 6 vs. Vanderbilt (2/16/22)
 Free Throws Att. _____ 7 vs. Vanderbilt (2/16/22)
 Assists _____ 4 at Tennessee (2/26/22)
 Steals _____ 5 vs. Nebraska (12/11/21)
 Blocks _____ 12 vs. Texas A&M (2/12/22)
 Minutes _____ 33 at Arkansas [OT] (2/8/22)

SEASON	TEAM	GP-GS	MIN/AVG	FG-FGA	FG%	3FG-3FGA	3FG%	FT-FTA	FT%	OFF	DEF	TOT	AVG	PF-FO	A	TO	BLK	STL	PTS	AVG
2020-21	UNC	29-0	254/8.7	52-90	.578	1-4	.250	22-41	.537	45	49	94	3.2	35-0	9	16	25	15	127	4.4
2021-22	AUB	33-33	858/26.0	163-262	.622	10-50	.200	51-87	.586	87	185	272	8.2	86-3	30	36	153	37	387	11.7
TOTAL FOR AUB		33-33	858/26.0	163-262	.622	10-50	.200	51-87	.586	87	185	272	8.2	86-3	30	36	153	37	387	11.7
TOTAL		62-33	1111/17.9	215-352	.611	11-54	.204	73-128	.570	132	234	366	5.9	121-3	39	52	178	52	514	8.3

22

ALLEN FLANIGAN

6-6 • 215

Junior • Guard

Little Rock, Ark.

Parkview Magnet HS



2021-22 (Junior): Coaches' Preseason All-SEC first team ... Had successful procedure in early September to repair his right Achilles after suffering a non-basketball related trauma ... Made return to lineup versus Murray State on Dec. 22 and started against No. 16 LSU on Dec. 29 ... In SEC play averaged 6.6 points, 3.2 rebounds and 1.2 assist ... 10 points and 3 assists in 24 minutes against Georgia (Jan. 19) ... five double digit games in 18 starts ... Season-high 16 points with 4 rebounds and 2 assists versus Texas A&M (Feb. 12) ... Shooting 50.0 percent from two this season ... 7.0 points and 4.0 rebounds in last three games ... 10 points, five rebounds and one assist in NCAA Tournament win over Jacksonville State

2020-21 (Sophomore): Averaged 14.3 points, 5.5 rebounds, 2.9 assists and 0.9 steals in 30.4 minutes per game ... started all 27 games was the team's primary scoring option ... was the most improved scorer in the SEC after raising his output by 11.1 from 3.2 points per game as a freshman to 14.3 points per tilt as a sophomore ... scoring average ranked 14th in the SEC ... was one of three players in the conference to average 14.0 points, 5.0 rebounds and 2.5 assists per game, joining Tre Mann (Florida) and Trendon Watford (LSU) ... averaged 14.7 points, 5.9 rebounds, 2.9 assists and 1.0 steals per game in league play ... was the only guard to rank in the top 15 in both points and rebounds per game in the SEC during conference play ... shot 45.5 percent from the floor, including 33.8 percent from 3, and 77.6 percent from free throw line ... made the sixth-most free throws in the SEC (97) and attempted the ninth-most free throws (125) ... was one of eight players in the SEC to have at least 350 points, 100 rebounds and 75 assists ... scored in double figures in 22 of team's 27 games, including six games with 20 or more points ... posted first career double-double with 19 points and 10 rebounds in SEC opener against Arkansas (Dec. 28) ... put up a career high 24 points against South Carolina (Jan. 23).

2019-20 (Freshman): Averaged 3.2 points, 2.7 rebounds, 0.4 assists and 0.3 steals in 13.7 minutes per game ... appeared in all 31 games ... earned first career start at Missouri (Feb. 15) ... third-best rebounding guard on the team at 2.7 boards per contest ... pulled down at least four rebounds 10 times, including seven times in SEC play ... was a perfect 4-for-4 and scored eight points in 12 minutes vs. Furman (Dec. 5) ... recorded career-highs in points (12) and rebounds (6) against Georgia (Jan. 11) ... matched career high with six boards in home win vs. Alabama (Feb. 12) ... followed up with six rebounds and hit season-best five free throws at Missouri (Feb. 15) ... posted nine points and five rebounds in 22 minutes at Tennessee (March 7).

HIGH SCHOOL AND PERSONAL: Labeled as a four-star by ESPN and a three-star by Rivals and 247Sports ... selected as the No. 1 player in Arkansas by ESPN and No. 3 by 247Sports ... attended Parkview Magnet High School where he played for his grandfather and local legend Alfred Flanigan ... won two state championships ... named the 5A Gatorade Arkansas Player of the Year ... also chosen as the district's top athlete ... played for the Joe Johnson Hawks in the

adidas Gauntlet circuit, averaging 8.4 points, 3.6 rebounds and 1.2 assists per game ... led Hawks to 21-5 record and age division title in the Real Deal in the Rock ... son of Wes and Katrina Flanigan ... has two siblings: Collin and Mike ... father, Wes, was a four-year starter at point guard at Auburn from 1993-97 and is in the top 25 in program history with 1,228 career points ... father, Wes, was also an All-SEC selection in 1996 and is currently an assistant coach at Auburn ... enrolled in the College of Education.

2021-22 FLANIGAN GAME-BY-GAME

Opp.	GS	Min.	FG-A	3FG-A	FT-A	O-D-T	PF	A	TO	BLK	STL	PTS
Morehead State		DNP										
ULM		DNP										
at USF		DNP										
vs. UConn		DNP										
vs. Loyola Chicago		DNP										
vs. Syracuse		DNP										
UCF		DNP										
Yale		DNP										
vs. Nebraska		DNP										
North Alabama		DNP										
at Saint Louis		DNP										
Murray State	12	1-6	0-2	1-2	2-2-4	0	1	0	0	0	0	3
LSU	* 28	4-8	2-4	0-2	0-6-6	2	1	3	0	3	10	
at South Carolina		DNP										
Florida	19	4-5	0-1	0-0	0-3-3	1	1	2	0	1	8	
at Alabama	* 26	3-6	0-1	4-4	0-4-4	3	1	2	0	0	10	
at Ole Miss	* 30	3-7	0-1	0-0	0-1-1	2	1	1	0	0	6	
Georgia	* 24	3-6	2-3	2-2	0-4-4	3	3	2	0	1	10	
Kentucky	* 29	2-5	0-2	4-6	0-4-4	1	2	2	0	0	8	
Missouri	* 28	1-6	0-2	0-0	1-3-4	2	1	4	1	1	2	
Oklahoma	* 25	1-4	0-1	1-2	0-3-3	1	4	1	0	0	3	
Alabama	* 23	3-8	0-2	4-6	0-2-2	3	2	1	0	1	10	
at Georgia	* 25	3-6	1-3	1-2	0-4-4	3	2	3	1	0	8	
at Arkansas	* 28	2-5	1-3	1-2	1-3-4	4	0	3	0	0	6	
Texas A&M	* 25	5-11	1-6	5-6	1-3-4	0	2	0	0	0	16	
Vanderbilt	* 23	1-2	0-0	0-0	0-1-1	4	1	6	0	1	2	
at Florida	* 23	1-1	0-0	0-0	1-4-5	1	1	2	0	0	2	
Ole Miss	* 22	1-4	0-1	1-2	0-1-1	4	0	2	0	2	3	
at Tennessee	* 28	2-3	0-1	0-0	2-1-3	1	2	2	0	3	4	
at Mississippi State	* 19	1-6	0-2	0-0	0-1-1	0	0	4	0	0	2	
South Carolina	* 20	1-4	1-1	3-4	1-3-4	1	1	2	0	0	6	
vs. Texas A&M	* 26	2-5	0-2	1-4	1-2-3	2	0	1	0	0	5	
Jacksonville State	* 23	3-9	0-1	4-6	1-4-5	2	1	2	0	1	10	

FLANIGAN'S MISCELLANEOUS STATS

	2019-20	2020-21	2021-22	Career
Games with 10+ Pts	1	20	6	27
Games with 20+ Pts	0	5	0	5
Games 5+ 3s	0	0	0	0
Games with 5+ Reb	6	15	3	24
Games with 10+ Reb	0	1	0	1
Games with 5+ Ast	0	5	0	5
Games with 10+ Ast	0	0	0	0
Games with 5+ Blk	0	0	0	0
Games with 5+ Stl	0	0	0	0
Double-Doubles	0	1	0	1

CAREER HIGHS


Points	24	at South Carolina (1/23/21)
Rebounds	10	vs. Arkansas (12/30/20)
Field Goals	8	at Kentucky (2/13/21)
Field Goals Att.	14	(four times)
3-Pt. Field Goals	4	(four times)
3-Pt. Field Goals Att.	7	(five times)
Free Throws	8	vs. Kentucky (1/16/21)
Free Throws Att.	11	vs. Tennessee (2/27/21)
Assists	6	(twice)
Blocks	1	(11 times)
Steals	4	at Arkansas (1/20/21)
Minutes	37	vs. Tennessee (2/27/21)

SEASON	TEAM	GP-GS	MIN/AVG	FG-FGA	FG%	3FG-3FGA	3FG%	FT-FTA	FT%	OFF	DEF	TOT	AVG	PF-FO	A	TO	BLK	STL	PTS	AVG
2019-20	AUB	31-3	424/13.7	39-99	.394	5-35	.143	17-37	.459	24	59	83	2.7	52-0	11	25	4	8	100	3.2
2020-21	AUB	27-27	821/30.4	122-268	.455	44-130	.338	97-125	.776	27	122	149	5.5	62-0	78	89	5	24	385	14.3
2021-22	AUB	21-19	509/24.2	47-117	.402	8-39	.205	32-50	.640	11	59	70	3.3	40-0	27	45	2	14	134	6.4
TOTAL		79-49	1755/22.2	208-484	.430	57-204	.279	146-212	.689	62	240	302	3.8	154-0	116	159	11	46	619	7.8

23

BABATUNDE AKINGBOLA

6-10 • 245
Junior • Center
Ogun, Nigeria
McEachern HS



2021-22 (Junior): Limited minutes off bench, seeing time in seven games ... Scored two points against Nebraska ... Last action was in NCAA Tournament first round win over Jacksonville State after not having played since December ... Represented Auburn at this year's Southeastern Conference Basketball Leadership Council that was held in September.

2020-21 (Sophomore): Averaged 1.9 points, 2.6 rebounds and 0.9 blocks in 11.0 minutes per game ... appeared in all 27 games off the bench ... blocked a shot in 15 games, including five games with two or more blocked shots ... set career highs in points (seven), rebounds (eight) and minutes played (26) in the season opener against Saint Joseph's (Nov. 26) ... also made first career 3-pointer in that game ... swatted a career-high five shots in only eight minutes against Missouri (Jan. 26) ... was the only player in the country to have at least five blocks in eight or fewer minutes during the 2020-21 campaign and one of just five players to accomplish the feat in the last decade ... grabbed multiple rebounds in 12 of his last 15 games ... named to the SEC Academic Honor Roll.

2019-20 (Freshman): Averaged 0.2 points, 0.3 rebounds and 0.4 blocks in 2.3 minutes per game ... appeared in 13 games off the bench, including five in SEC play ... blocked a pair of shots in the first minute his career minute at South Alabama (Nov. 12) ... pulled down a pair of rebounds in five minutes of action vs. New Mexico (Nov. 25) ... scored his first career points with a dunk against Lipscomb (Dec. 29) ... saw a career-high six minutes in regular-season finale at Tennessee (March 7) and blocked a shot.

HIGH SCHOOL AND PERSONAL: Labeled as a four-star prospect by Rivals and a three-star by 247Sports and ESPN ... tabbed as the No. 15 player in Georgia by 247Sports and ESPN ... played at McEachern High School ... was a two-time all-state selection ... team made the Final Four ... averaged 6.0 points, 6.1 rebounds, 3.0 blocks and 1.1 assists per game ... competed with Athletes of Tomorrow on the Nike EYBL circuit ... had 70 rebounds to go along with 27 blocks and shot 56 percent from the floor in 10 games for AOT during Nike 17U circuit ... led team to third-place finish at the 45th annual City of Palms Classic ... son of Akintayo and Temitayo Akingbola ... has four sisters: Yinka, Laide, Kemi and Lola ... goes by the nickname "Stretch" ... enrolled in the Harbert College of Business.

2021-22 AKINGBOLA GAME-BY-GAME												
Opp.	GS	Min.	FG-A	3FG-A	FT-A	O-D-T	PF	A	TO	BLK	STL	PTS
Morehead State	2		0-0	0-0	0-0	0-0-0	0	0	0	0	0	0
ULM		DNP										
at USF		DNP										
vs. UConn	1		0-0	0-0	0-0	0-0-0	0	0	0	0	0	0
vs. Loyola Chicago		DNP										
vs. Syracuse		DNP										
UCF		DNP										
Yale	8		0-2	0-2	0-0	0-2-2	1	0	1	3	0	0
vs. Nebraska	5		1-2	0-1	0-0	0-2-2	0	1	0	0	0	2
North Alabama	3		0-2	0-0	0-0	0-1-1	1	0	1	0	0	0
at Saint Louis		DNP										
Murray State		DNP										
LSU		DNP										
at South Carolina		DNP										
Florida		DNP										
at Alabama		DNP										
at Ole Miss		DNP										
Georgia		DNP										
Kentucky		DNP										
at Missouri		DNP										
Oklahoma		DNP										
Alabama		DNP										
at Georgia		DNP										
at Arkansas		DNP										
Texas A&M		DNP										
Vanderbilt		DNP										
at Florida		DNP										
Ole Miss		DNP										
at Tennessee		DNP										
at Mississippi State		DNP										
South Carolina		DNP										
vs. Texas A&M		DNP										
Jacksonville State	1		0-0	0-0	0-0	0-0-0	0	0	0	0	0	0

CAREER HIGHS	
Points	7 vs. Saint Joseph's (11/26/20)
Rebounds	8 vs. Saint Joseph's (11/26/20)
Field Goals	2 (five times)
Field Goals Att.	5 vs. Saint Joseph's (11/26/20)
3-Pt. Field Goals	1 vs. Saint Joseph's (11/26/20)
3-Pt. Field Goals Att.	2 vs. Yale (12/4/21)
Free Throws	2 (three times)
Free Throws Att.	5 vs. Saint Joseph's (11/26/20)
Assists	2 vs. Appalachian State (12/22/20)
Blocks	5 vs. Missouri (1/26/21)
Steals	2 (twice)
Minutes	26 vs. Saint Joseph's (11/26/20)

AKINGBOLA'S MISCELLANEOUS STATS				
	2019-20	2020-21	2021-22	Career
Games with 10+ Pts	0	0	0	0
Games with 20+ Pts	0	0	0	0
Games 5+ 3s	0	0	0	0
Games with 5+ Reb	0	4	0	4
Games with 10+ Reb	0	0	0	0
Games with 5+ Ast	0	0	0	0
Games with 10+ Ast	0	0	0	0
Games with 5+ Blk	0	1	0	1
Games with 5+ Stl	0	0	0	0
Double-Doubles	0	0	0	0

SEASON	TEAM	GP-GS	MIN/AVG	FG-FGA	FG%	3FG-3FGA	3FG%	FT-FTA	FT%	OFF	DEF	TOT	AVG	PF-FO	A	TO	BLK	STL	PTS	AVG
2019-20	AUB	13-0	29/2.3	1-4	.250	0-1	.000	0-0	.000	1	3	4	0.3	7-0	2	3	5	0	2	0.2
2020-21	AUB	27-0	295/10.9	21-44	.477	1-4	.250	8-23	.348	35	34	69	2.6	49-0	5	16	25	9	51	1.9
2021-22	AUB	6-0	20/3.3	1-6	.167	0-3	.000	0-0	.000	0	5	5	0.8	2-0	1	2	3	0	2	0.3
TOTAL		46-0	344/7.5	23-54	.426	1-8	.125	8-23	.348	36	42	78	1.7	58-0	8	21	33	9	55	1.2

24



LIOR BERMAN

6-4 • 215

Junior • Guard

Birmingham, Ala.

Mountain Brook HS

2021-22 (Junior): Increased role off bench in first half of season before missing seven games with an injury ... First action since early January came on Feb. 12 against Texas A&M ... Averaging 2.1 points and 8.7 minutes in 19 games ... Connected on 8-of-17 three pointers (.471), the best percentage from long range on the team ... Career-best 8 points on 3-of-6 shooting against Nebraska ... Hit multiple three pointers in three games.

2020-21 (Sophomore): Averaged 1.2 points in 2.7 minutes per game ... appeared in 11 games off the bench, including eight in SEC play ... shot 36.4 percent from beyond the arc ... first career points came on a 3-pointer vs. Troy (Dec. 19) ... scored a career-high six in 2-of-4 from shooting from downtown at South Carolina (Jan. 23) ... buried a 3 and completed a 4-point play at Alabama (March 2) ... named to the SEC Academic Honor Roll.

2019-20 (Freshman): Appeared in two games off the bench ... first career action came against CSUN (Nov. 15) ... also appeared vs. Colgate (Nov. 18) ... named to AD Honor Roll after maintaining a 3.5 or higher combined GPA for the previous spring and fall semesters.

HIGH SCHOOL AND PERSONAL: Played at Mountain Brook High School under head coach Bucky McMillan ... led team to No. 5 national ranking by USA Today and MaxPreps during senior season ... selected to the state finals all-tournament team, all-region team and all-area team ... won three state championships during sophomore, junior and senior campaigns ... team went 95-13 in three years as a starter ... also competed at the 2017 World Maccabiah Games where he won a gold medal with Team USA ... son of Elan and Jennifer Berman ... has two siblings: Josie and Lev ... grandfather, Floyd Berman, ran track and played lacrosse at Virginia ... uncle, Dan Berman, played baseball at Brandeis ... grandfather, Eddie Phillips, played football at East Mississippi ... enrolled in the College of Architecture, Design, and Construction.


2021-22 BERMAN'S GAME-BY-GAME													
Opp.	GS	Min.	FG-A	3FG-A	FT-A	O-D-T	PF	A	TO	BLK	STL	PTS	
Morehead State	7		1-3	0-2	0-0	0-0-0	0	0	0	0	0	0	2
ULM	3		0-0	0-0	0-0	0-0-0	0	0	0	0	0	0	0
at USF	9		1-2	0-0	0-0	3-0-3	0	1	0	0	0	0	2
vs. UConn		DNP											
vs. Loyola Chicago	8		1-1	0-0	0-0	0-1-1	2	0	0	0	0	0	2
vs. Syracuse	8		2-3	2-2	0-0	0-0-0	2	0	0	0	0	0	6
UCF	13		2-3	2-2	0-0	1-1-2	3	0	0	0	0	0	6
Yale	12		0-4	0-1	0-0	0-1-1	1	0	2	0	1	0	0
vs. Nebraska	19		3-6	2-3	0-0	0-0-0	1	1	0	0	0	1	8
North Alabama	17		1-4	0-0	0-0	2-2-4	1	1	0	1	1	2	
at Saint Louis	16		2-2	1-1	0-1	1-0-1	4	0	0	0	0	0	5
Murray State	13		1-2	1-1	0-0	0-0-0	2	1	0	0	0	1	3
LSU	9		1-3	0-1	0-0	1-1-2	0	0	0	0	0	0	2
at South Carolina	11		1-3	0-1	0-0	0-0-0	1	1	0	0	0	0	2
Florida	6		0-1	0-1	0-0	0-0-0	0	0	1	0	1	0	0
at Alabama	2		0-1	0-1	0-0	0-0-0	0	0	0	0	0	0	0
at Ole Miss		DNP											
Georgia		DNP											
Kentucky		DNP											
at Missouri		DNP											
Oklahoma		DNP											
Alabama		DNP											
at Georgia		DNP											
at Arkansas		DNP											
Texas A&M	2		0-1	0-1	0-0	0-0-0	0	0	0	0	0	0	0
Vanderbilt		DNP											
at Florida		DNP											
Ole Miss	1		0-0	0-0	0-0	0-0-0	0	0	0	0	0	0	0
at Tennessee		DNP											
at Mississippi State		DNP											
South Carolina	2		0-0	0-0	0-0	0-0-0	1	0	0	0	0	0	0
vs. Texas A&M		DNP											
Jacksonville State	1		0-1	0-0	0-0	0-0-0	0	0	0	0	0	0	0

CAREER HIGHS	
Points	8 vs. Nebraska (12/11/21)
Rebounds	4 vs. North Alabama (12/14/21)
Field Goals	3 vs. Nebraska (12/11/21)
Field Goals Att.	6 vs. Nebraska (12/11/21)
3-Pt. Field Goals	2 (four times)
3-Pt. Field Goals Att.	4 at South Carolina (1/23/21)
Free Throws	1 at Alabama (3/2/21)
Free Throws Att.	1 (twice)
Assists	1 (five times)
Steals	1 (four times)
Blocks	1 vs. North Alabama (12/14/21)
Minutes	19 vs. Nebraska (12/11/21)

	BERMAN'S MISCELLANEOUS STATS		
	2020-21	2021-22	Career
Games with 10+ Pts	0	0	0
Games with 20+ Pts	0	0	0
Games 5+ 3s	0	0	0
Games with 5+ Reb	0	0	0
Games with 10+ Reb	0	0	0
Games with 5+ Ast	0	0	0
Games with 10+ Ast	0	0	0
Games with 5+ Blk	0	0	0
Games with 5+ Stl	0	0	0
Double-Doubles	0	0	0

SEASON	TEAM	GP-GS	MIN/AVG	FG-FGA	FG%	3FG-3FGA	3FG%	FT-FTA	FT%	OFF	DEF	TOT	AVG	PF-FO	A	TO	BLK	STL	PTS	AVG
2019-20	AUB	2-0	3/1.4	0-1	.000	0-0	.000	0-0	.000	0	0	0	0.0	0-0	0	0	0	0	0	0.0
2020-21	AUB	11-0	29/2.7	4-12	.333	4-11	.364	1-1	1.000	0	2	2	0.2	1-0	0	0	0	0	13	1.2
2021-22	AUB	19-0	165/8.7	16-40	.400	8-17	.471	0-1	.000	8	6	14	0.7	18-0	6	3	1	5	40	2.1
TOTAL		32-0	197/6.2	20-53	.377	12-28	.429	1-2	.500	8	8	16	0.5	19-0	6	3	1	5	53	1.7

35



DEVAN CAMBRIDGE

6-6 • 215

Junior • Guard

Nashville, Tenn.

Hillcrest Prep (Ariz.)

2021-22 (Junior): Started in first 14 games of season ... Averaging 5.3 points and 3.6 rebounds on season ... 36 offensive rebounds in last 13 games ... Had best SEC game of season against Texas A&M on Feb. 12, scoring 10 points with 4 rebounds, 2 assists and 1 steal in 18 minutes off the bench ... Nine offensive rebounds at Missouri (Jan. 25) were most by AU player since Brandon Robinson tied a school record with 11 on Jan. 5, 2002 against Arkansas ... All nine offensive rebounds came in a 8:57 stretch of second half with first coming at 11:46 remaining in the game ... Averaged 11.0 points and 4.4 rebounds in five-game stretch in late November-early December ... Double-double performance of 10 points and 10 rebounds versus Yale (Dec. 4) ... Thunderous one-handed dunk after pass off backboard by Wendell Green Jr. in first half of Georgia game in Athens on Feb. 5 ... Last 5 games: 1.6 points and 2.8 rebounds (5-of-9 from 2-point)

2020-21 (Sophomore): Averaged 8.9 points, 3.6 rebounds, 0.9 steals, 0.7 assists and 0.6 blocks in 25.3 minutes per game ... appeared in all 27 games and earned 19 starts ... scored in double figures 14 times, including 11 of his last 16 games ... more than doubled his scoring output from a season ago, improving from 4.2 points per game as a freshman to 8.9 points per contest as a sophomore ... averaged 9.9 points, 3.7 rebounds and 1.1 steals per game during SEC play ... finished third on the team with 41 3-pointers made ... knocked down three or more 3s in a game six times with five coming against SEC foes ... in his first collegiate start, posted first career double-double with 13 points and a career-high 10 rebounds against Saint Joseph's (Nov. 26) ... blocked a career-high five shots in win over Georgia on (Jan. 13) ... with Jaylin Williams, became only set of teammates in Division I to block at least five shots in the same game this in 2020-21 ... posted season-high 16 points against Ole Miss (Feb. 6) ... SEC Academic Honor Roll.

2019-20 (Freshman): Averaged 4.2 points, 2.3 rebounds, 0.4 blocks and 0.4 steals in 13.2 minutes per game ... played in all 31 games off the bench ... led team in blocks and steals three times and scoring once ... played 10-plus minutes 17 times ... was team's second-best three-point shooter at 37 percent (27-of-73) ... scored career-high 26 points on 10-of-14 shooting vs. South Carolina (Jan. 22) ... 26 points were the most points scored by an Auburn freshman since Danjel Purifoy scored 27 points in back-to-back games in 2016 ... knocked down career-high seven 3-pointers en route to 21 points against LSU (Feb. 8) ... scored four or more points in 12 games and had at least eight points in four of his last eight games ... pulled down four or more rebounds in seven games with five heading into SEC play ... racked up a block or a steal 15 times ... named to AD Honor Roll after maintaining a 3.5 or higher combined GPA for the previous spring and fall semesters.

HIGH SCHOOL AND PERSONAL: Three-star prospect by Rivals and 247Sports ... tabbed as the No. 8 player in the state of Arizona by 247Sports ... averaged 13 points, 6.5

rebounds, 2.3 blocks and 1.7 steals in 22 games during senior season for Hillcrest Prep in Phoenix, Ariz ... Shot 49 percent from the field, including 38 percent from three ... played on the Nike EYBL circuit with Athletes of Tomorrow, averaging 15.1 points, 5.1 rebounds, 1.3 assists and 1.3 blocks per game in 13 games ... son of Desmond Cambridge and Teon Cotton ... six siblings: Desmond Jr., Jalon, Jaloni, Jasiah, Jordyn and Kennedy ... father, Desmond Sr., was all-conference player at Alabama A&M where he set NCAA record for steals in a season (160) while also averaging 20.7 points per game ... brother, Desmond Jr., plays basketball at Nevada ... enrolled in the College of Education.

2021-22 CAMBRIDGE GAME-BY-GAME

Opp.	GS	Min.	FG-A	3FG-A	FT-A	O-D-T	PF	A	TO	BLK	STL	PTS
Morehead State	*	24	4-7	1-3	2-2	2-2-4	0	1	0	0	0	11
ULM	*	19	1-6	0-4	0-0	1-2-3	1	0	0	0	0	2
at USF	*	30	3-10	0-6	0-0	1-1-2	3	3	1	0	0	6
vs. UConn	*	22	2-4	1-2	1-2	1-1-2	2	0	2	0	2	6
vs. Loyola Chicago	*	26	3-4	1-2	0-0	0-2-2	4	1	1	1	2	7
vs. Syracuse	*	24	4-8	2-5	0-0	2-3-5	2	2	2	1	2	10
UCF	*	22	3-8	2-6	0-0	1-1-2	2	0	1	1	1	8
Yale	*	22	3-9	2-6	2-2	3-7-10	1	1	0	1	0	10
vs. Nebraska	*	22	6-8	2-3	0-0	0-0-0	1	2	0	0	0	14
North Alabama	*	25	4-5	2-2	3-4	1-4-5	2	0	1	0	1	13
at Saint Louis	*	20	0-2	0-1	0-0	1-1-2	3	1	2	0	1	0
Murray State	*	20	2-5	1-4	2-2	1-1-2	3	0	3	0	1	7
LSU	DNP											
at South Carolina	*	25	1-4	1-2	1-3	1-4-5	1	0	0	0	1	4
Florida	*	16	2-4	0-0	0-0	1-1-2	0	0	1	0	0	4
at Alabama	*	14	2-3	0-1	0-0	1-4-5	2	0	1	1	0	4
at Ole Miss	*	12	0-3	0-3	1-2	1-0-1	1	0	0	0	0	1
Georgia	*	18	1-6	0-3	0-0	0-2-2	2	1	0	0	0	2
Kentucky	*	12	1-1	0-0	0-0	0-1-1	0	1	0	0	0	2
at Missouri	*	19	2-8	0-2	0-2	9-0-9	0	0	1	0	0	4
Oklahoma	*	18	2-3	0-1	3-3	4-1-5	2	2	0	1	0	7
Alabama	*	18	2-4	1-2	3-4	2-4-6	1	0	0	0	0	8
at Georgia	*	19	1-4	0-2	0-0	3-0-3	2	1	1	0	2	2
at Arkansas	*	27	2-8	1-5	0-1	5-4-9	3	0	1	1	0	5
Texas A&M	*	18	4-9	0-4	2-2	1-3-4	3	2	1	0	1	10
Vanderbilt	*	24	2-5	1-3	1-2	1-0-1	1	0	1	1	2	6
at Florida	*	19	1-1	0-0	0-0	3-3-6	2	0	1	0	0	2
Ole Miss	*	23	3-4	0-1	1-1	1-1-2	0	0	1	0	0	7
at Tennessee	*	12	0-3	0-1	0-0	1-1-2	1	0	1	0	1	0
at Mississippi State	*	19	2-7	1-6	1-2	1-0-1	2	1	0	0	1	6
South Carolina	*	13	0-1	0-0	0-0	2-2-4	1	2	0	0	0	0
vs. Texas A&M	*	12	0-3	0-2	0-0	2-0-2	2	0	0	0	0	0
Jacksonville State	*	16	1-5	0-3	0-0	2-3-5	4	0	0	1	0	2

CAMBRIDGE'S MISCELLANEOUS STATS

	2019-20	2020-21	2021-22	Career
Games with 10+ Pts	4	14	6	24
Games with 20+ Pts	2	0	0	2
Games 5+ 3s	2	1	0	3
Games with 5+ Reb	3	8	10	21
Games with 10+ Reb	0	1	1	2
Games with 5+ Ast	0	0	0	0
Games with 10+ Ast	0	0	0	0
Games with 5+ Blk	0	1	0	1
Games with 5+ Stl	0	0	0	0
Double-Doubles	0	1	1	2

CAREER HIGHS

Points	26 vs. South Carolina (1/22/20)
Rebounds	10 (twice)
Field Goals	10 vs. South Carolina (1/22/20)
Field Goals Att.	17 vs. Tennessee (2/27/21)
3-Pt. Field Goals	7 vs. LSU (2/8/20)
3-Pt. Field Goals Att.	11 vs. South Alabama (12/4/20)
Free Throws	4 (three times)
Free Throws Att.	8 vs. Saint Joseph's (11/26/20)
Assists	3 (twice)
Blocks	5 at Georgia (1/13/21)
Steals	3 (three times)
Minutes	38 vs. Ole Miss (2/6/21)

SEASON	TEAM	GP-GS	MIN/AVG	FG-FGA	FG%	3FG-3FGA	3FG%	FT-FTA	FT%	OFF	DEF	TOT	AVG	PF-FO	A	TO	BLK	STL	PTS	AVG
2019-20	AUB	31-0	408/13.2	49-115	.426	27-79	.342	5-18	.278	20	51	71	2.3	34-0	4	22	11	12	130	4.2
2020-21	AUB	27-19	683/25.3	86-229	.376	41-143	.287	28-48	.583	28	69	97	3.6	46-0	20	37	15	24	241	8.9
2021-22	AUB	32-14	632/19.8	64-161	.398	19-85	.224	23-34	.676	55	59	114	3.6	54-0	21	23	10	18	170	5.3
TOTAL		90-33	1723/19.1	199-505	.394	87-307	.283	56-100	.560	103	179	282	3.1	134-0	45	82	36	54	541	6.0

44



DYLAN CARDWELL

6-11 • 250
 Sophomore • Center
 Augusta, Ga.
 McEachern HS

2021-22 (Sophomore): Action in all 33 games, averaging 11.6 minutes off the bench ... Averaging 3.1 points, 3.1 rebounds and 1.2 blocks ... Second on team with 40 blocked shots and third with 53 offensive rebounds ... Last 13 games shooting .735 (25-of-34) from the field ... Season-high seven rebounds against ULM (Nov. 12) and Florida (Jan. 8) ... Four points, four boards and three blocks in first meeting against Georgia (Jan. 19) ... Streak of 14 consecutive games with a blocked shot snapped at Missouri ... 6 points, 2 assists, 2 steals in OT win at Miss. State (Mar. 2) ... Last four games: 3.5 ppg, 3.3 rpg on 7-of-9 shooting.

2020-21 (Freshman): Averaged 3.8 points, 3.6 rebounds, 0.6 blocks and 0.5 assists in 15.1 minutes per game ... played in all 27 games off the bench ... shot a team-best 70.5 percent from the floor ... shooting percentage was third-highest among SEC players who have attempted at least 50 shots ... was the only player in the country to shoot better than 70 percent from the floor and total at least 90 rebounds and 15 blocks in 2020-21 ... led the team with 49 offensive rebounds ... pulled down four-plus rebounds in 14 games, including a career-high eight boards against Kentucky (Jan. 16) ... recorded career-high three steals vs. Georgia (Jan. 13) ... scored career-high 10 points on 5-of-7 shooting against Ole Miss (Feb. 6) ... made first career 3-pointer on a fadeaway shot as the shot clock was expiring in the season finale vs. Mississippi State (March 6).

HIGH SCHOOL AND PERSONAL: Tabbed as a 4-star prospect by Rivals and a 3-star prospect by 247Sports and ESPN ... ranked 125th overall in the 2020 class by Rivals and 151st by 247Sports ... chosen as a top-15 player in the state of Georgia by 247Sports (13) and ESPN (14) ... listed as the No. 15 center by Rivals and the No. 25 center by 247Sports ... tabbed as the 56th-best player in his region by ESPN ... played two seasons at Oak Hill Academy (Va.) before transferring back to McEachern High School (Ga.) for senior season ... averaged 3.8 points and 3.8 rebounds, while shooting 68 percent from the floor as a junior ... on the AAU circuit, played for Athletes of Tomorrow ... averaged 6.7 points, 8.7 rebounds and 2.2 blocks per game on the Nike EYBL circuit ... at the 2019 Peach Jam, averaged 5.2 points, seven rebounds and 2.5 blocks per contest.

2021-22 CARDWELL GAME-BY-GAME

Opp.	GS	Min.	FG-A	3FG-A	FT-A	O-D-T	PF	A	TO	BLK	STL	PTS
Morehead State	12	1-1	0-0	0-0	0-0	1-1-2	1	0	0	1	2	2
ULM	15	1-3	0-0	0-0	4-3-7	2	1	0	2	2	2	2
at USF	9	0-0	0-0	0-0	2-0-2	0	0	1	1	0	0	0
vs. UConn	7	0-0	0-0	0-0	1-0-1	1	0	0	0	0	0	0
vs. Loyola Chicago	9	1-1	0-0	0-0	0-2-2	1	0	0	0	1	2	2
vs. Syracuse	17	3-3	0-0	0-0	3-3-6	3	0	0	1	0	0	6
UCF	7	0-0	0-0	0-0	1-1-2	4	1	0	1	1	0	0
Yale	16	5-6	0-0	0-0	4-2-6	1	2	1	3	0	0	10
vs. Nebraska	11	1-2	0-0	0-0	2-1-3	0	0	1	2	0	0	2
North Alabama	14	1-2	0-0	0-0	1-3-4	2	1	0	3	1	2	2
at Saint Louis	9	1-2	0-0	0-0	1-2-3	2	1	0	2	0	2	2
Murray State	12	2-3	0-0	0-0	2-2-4	2	1	0	1	0	0	4
LSU	12	0-1	0-0	0-2	1-0-1	1	0	1	2	0	0	0
at South Carolina	11	2-2	0-0	1-2	0-0-0	2	2	0	1	4	5	5
Florida	13	0-1	0-0	0-0	3-4-7	3	1	0	2	1	0	0
at Alabama	18	3-4	0-0	0-0	2-4-6	2	0	1	4	0	6	6
at Ole Miss	7	0-1	0-0	0-0	0-0-0	1	2	0	2	0	0	2
Georgia	13	2-2	0-0	0-0	3-1-4	4	0	2	3	1	4	4
Kentucky	9	0-1	0-0	0-0	1-0-1	0	0	1	1	0	0	0
at Missouri	7	1-2	0-0	0-0	1-0-1	3	0	1	0	0	2	2
Oklahoma	10	4-5	0-0	0-0	3-0-3	3	0	0	0	0	0	8
Alabama	11	2-2	0-0	0-0	1-2-3	2	0	0	1	0	4	4
at Georgia	8	2-2	0-0	0-0	2-1-3	1	0	0	2	0	4	4
at Arkansas	11	3-4	0-1	0-0	3-1-4	1	0	0	1	0	6	6
Texas A&M	13	3-4	0-0	3-5	1-2-3	3	0	0	0	1	9	9
Vanderbilt	13	2-2	0-0	0-0	0-3-3	3	1	0	1	0	4	4
at Florida	14	1-5	0-0	0-0	3-0-3	2	0	0	1	1	2	2
Ole Miss	12	1-1	0-0	0-0	1-1-2	3	2	0	0	0	2	2
at Tennessee	12	0-0	0-0	0-0	1-1-2	1	1	0	1	0	0	0
at Mississippi State	16	3-3	0-0	0-1	1-0-1	2	2	0	0	2	6	6
South Carolina	13	3-3	0-0	0-0	0-5-5	3	0	0	0	0	6	6
vs. Texas A&M	9	0-1	0-0	0-0	1-2-3	0	0	0	1	1	0	0
Jacksonville State	9	1-2	0-0	0-0	3-1-4	1	0	0	0	0	2	2

CAREER HIGHS

Points	10 vs. Ole Miss (2/6/21), vs. Yale (12/4/21)
Rebounds	8 vs. Kentucky (1/16/21)
Field Goals	5 vs. Ole Miss (2/6/21)
Field Goals Att.	7 (twice)
3-Pt. Field Goals	1 vs. Mississippi State (3/6/21)
3-Pt. Field Goals Att.	1 at Arkansas [OT] (2/8/22), vs. Mississippi St (3/6/21)
Free Throws	6 vs. Missouri (1/26/21)
Free Throws Att.	7 vs. Missouri (1/26/21)
Assists	3 vs. Saint Joseph's (11/26/20)
Blocks	4 at Alabama (1/11/22)
Steals	4 at South Carolina (1/4/22)
Minutes	29 vs. Ole Miss (2/6/21)

CARDWELL'S MISCELLANEOUS STATS

	2020-21	2021-22	Career
Games with 10+ Pts	1	1	2
Games with 20+ Pts	0	0	0
Games 5+ 3s	0	0	0
Games with 5+ Reb	8	5	13
Games with 10+ Reb	0	0	0
Games with 5+ Ast	0	0	0
Games with 10+ Ast	0	0	0
Games with 5+ Blk	0	0	0
Games with 5+ Stl	0	0	0
Double-Doubles	0	0	0

SEASON	TEAM	GP-GS	MIN/AVG	FG-FGA	FG%	3FG-3FGA	3FG%	FT-FTA	FT%	OFF	DEF	TOT	AVG	PF-FO	A	TO	BLK	STL	PTS	AVG
2020-21	AUB	27-0	409/15.1	43-61	.705	1-1	1.000	16-28	.571	49	49	98	3.6	57-1	13	41	17	12	103	3.8
2021-22	AUB	33-0	382/11.6	49-71	.690	0-1	.000	4-10	.400	53	48	101	3.1	60-0	18	9	40	18	102	3.1
TOTAL		60-0	791/13.2	92-132	.697	1-2	.500	20-38	.526	102	97	199	3.3	117-1	31	50	57	30	205	3.4

2021-22 SEASON STATISTICS



2021-22 Auburn Men's Basketball Combined Team Statistics All games

Game Records

Record	Overall	Home	Away	Neutral
ALL GAMES	28-5	16-0	8-3	4-2
CONFERENCE	15-3	9-0	6-3	0-0
NON-CONFERENCE	13-2	7-0	2-0	4-2

Score by Periods

Team	1st	2nd	OT	TOT
Auburn	1233	1310	56	2599
Opponents	1010	1143	53	2206

Team Box Score

No.	Player	Total			3-Point		F-Throw		Rebounds				Other				PTS	AVG				
		GP-GS	MIN	AVG	FG-FGA	FG%	3FG-3FGA	3FG%	FT-FTA	FT%	OFF	DEF	TOT	AVG	PF	DQ			A	TO	BLK	STL
10	SMITH, Jabari	33-33	942:09	28.5	180-411	.438	78-180	.433	128-158	.810	28	209	237	7.2	66	1	64	61	32	37	566	17.2
0	JOHNSON, K.D.	33-30	907:22	27.5	129-335	.385	44-149	.295	103-143	.720	19	75	94	2.8	85	0	52	58	1	63	405	12.3
1	GREEN JR., Wendell	33-5	877:16	26.6	132-359	.368	58-180	.322	74-88	.841	18	104	122	3.7	66	1	167	73	0	50	396	12.0
13	KESSLER, Walker	33-33	857:45	26.0	163-262	.622	10-50	.200	51-87	.586	87	185	272	8.2	86	3	30	36	153	37	387	11.7
22	FLANIGAN, Allen	21-19	508:58	24.2	47-117	.402	8-39	.205	32-50	.640	11	59	70	3.3	40	0	27	45	2	14	134	6.4
2	WILLIAMS, Jaylin	32-0	443:34	13.9	67-143	.469	13-48	.271	27-33	.818	31	53	84	2.6	52	0	27	30	16	8	174	5.4
35	CAMBRIDGE, Devan	32-14	632:18	19.8	64-161	.398	19-85	.224	23-34	.676	55	59	114	3.6	54	0	21	23	10	18	170	5.3
12	JASPER, Zep	31-31	718:42	23.2	50-141	.355	26-69	.377	32-40	.800	12	27	39	1.3	58	0	68	24	2	23	158	5.1
44	CARDWELL, Dylan	33-0	382:25	11.6	49-71	.690	0-1	.000	4-10	.400	53	48	101	3.1	60	0	18	9	40	18	102	3.1
24	BERMAN, Lior	19-0	165:19	8.7	16-40	.400	8-17	.471	0-1	.000	8	6	14	0.7	18	0	6	3	1	5	40	2.1
5	MOORE, Chris	24-0	185:04	7.7	16-37	.432	0-5	.000	10-15	.667	20	15	35	1.5	19	0	6	15	4	8	42	1.8
14	COOK, Preston	18-0	25:58	1.4	5-8	.625	3-5	.600	1-2	.500	1	3	4	0.2	2	0	2	2	0	1	14	0.8
20	SOBERA, Carter	4-0	06:17	1.6	1-1	1.000	0-0	.000	1-3	.333	0	4	4	1.0	1	0	0	1	0	1	3	0.8
25	LEOPARD, Chandler	9-0	13:24	1.5	2-5	.400	2-5	.400	0-0	.000	0	1	1	0.1	0	0	0	0	0	0	6	0.7
23	AKINGBOLA, Babatunde	6-0	19:33	3.3	1-6	.167	0-3	.000	0-0	.000	0	5	5	0.8	2	0	1	2	3	0	2	0.3
21	CRESSMAN, Ty	2-0	02:20	1.2	0-0	.000	0-0	.000	0-0	.000	0	0	0	0.0	0	0	0	0	0	0	0	0.0
33	MAASDORP, Chase	10-0	12:39	1.3	0-0	.000	0-0	.000	0-1	.000	0	0	0	0.0	1	0	1	0	0	0	0	0.0
Team											75	56	131					16				
Total		33	6701		922-2097	.440	269-836	.322	486-665	.731	418	909	1327	40.2	610	5	490	398	264	283	2599	78.8
Opponents		33	6700		745-1948	.382	222-710	.313	494-675	.732	376	827	1203	36.5	585	14	363	489	125	245	2206	66.8

Team Statistics

	AUB	OPP
Scoring	2599	2206
Points per game	78.8	66.8
Scoring margin	+11.9	-
Field goals-att	922-2097	745-1948
Field goal pct	.440	.382
3 point fg-att	269-836	222-710
3-point FG pct	.322	.313
3-pt FG made per game	8.2	6.7
Free throws-att	486-665	494-675
Free throw pct	.731	.732
F-Throws made per game	14.7	15.0
Rebounds	1327	1203
Rebounds per game	40.2	36.5
Rebounding margin	+3.8	-
Assists	490	363
Assists per game	14.8	11.0
Turnovers	398	489
Turnovers per game	12.1	14.8
Turnover margin	+2.8	-
Assist/turnover ratio	1.2	0.7
Steals	283	245
Steals per game	8.6	7.4
Blocks	264	125
Blocks per game	8.0	3.8
Winning streak	1	-
Home win streak	16	-
Attendance	145936	126135
Home games-Avg/Game	16-9121	11-11467
Neutral site-Avg/Game	-	6-1945

Team Results

Date	Opponent		Score	Att.
11/09/2021	Morehead St.	W	77-54	9121
11/12/2021	La.-Monroe	W	93-65	9121
11/19/2021	at South Fla.	W	58-52	4040
11/24/2021	vs UConn	Lot2	109-115	1174
11/25/2021	vs Loyola Chicago	W	62-53	804
11/26/2021	vs Syracuse	W	89-68	1136
12/01/2021	UCF	W	85-68	9121
12/04/2021	Yale	W	86-64	9121
12/11/2021	vs Nebraska	W	99-68	8557
12/14/2021	North Ala.	W	70-44	9121
12/18/2021	at Saint Louis	W	74-70	8012
12/22/2021	Murray St.	W	71-58	9121
12/29/2021	LSU	W	70-55	9121
01/04/2022	at South Carolina	W	81-66	8528
01/08/2022	Florida	W	85-73	9121
01/11/2022	at Alabama	W	81-77	13474
01/15/2022	at Ole Miss	W	80-71	8657
01/19/2022	Georgia	W	83-60	9121
01/22/2022	Kentucky	W	80-71	9121
01/25/2022	at Missouri	W	55-54	10004
01/29/2022	Oklahoma	W	86-68	9121
02/01/2022	Alabama	W	100-81	9121
02/05/2022	at Georgia	W	74-72	10523
02/08/2022	at Arkansas	Lot	76-80	20327
02/12/2022	Texas A&M	W	75-58	9121
02/16/2022	Vanderbilt	W	94-80	9121
02/19/2022	at Florida	L	62-63	11255
02/23/2022	Ole Miss	W	77-64	9121
02/26/2022	at Tennessee	L	62-67	21678
03/02/2022	at Mississippi St.	Wot	81-68	9637
03/05/2022	South Carolina	W	82-71	9121
03/11/2022	vs Texas A&M	L	62-67	0
03/18/2022	vs Jacksonville St.	W	80-61	0

2021-22 SEASON STATISTICS



2021-22 Auburn Men's Basketball Combined Team Statistics In Conference games

Game Records

Record	Overall	Home	Away	Neutral
ALL GAMES	15-3	9-0	6-3	0-0
CONFERENCE	15-3	9-0	6-3	0-0
NON-CONFERENCE	0-0	0-0	0-0	0-0

Score by Periods

Team	1st	2nd	OT	TOT
Auburn	681	687	30	1398
Opponents	538	672	21	1231

Team Box Score

No.	Player	Total					3-Point		F-Throw		Rebounds				Other Stats							
		GP-GS	MIN	AVG	FG-FGA	FG%	3FG-3FGA	3FG%	FT-FTA	FT%	OFF	DEF	TOT	AVG	PF	DQ	A	TO	BLK	STL	PTS	AVG
10	SMITH, Jabari	18-18	525:21	29.2	98-223	.439	41-96	.427	75-93	.806	14	102	116	6.4	39	0	28	37	18	12	312	17.3
1	GREEN JR., Wendell	18-2	507:45	28.2	76-217	.350	28-101	.277	49-57	.860	11	57	68	3.8	37	0	98	43	0	32	229	12.7
0	JOHNSON, K.D.	18-18	514:05	28.6	72-174	.414	22-74	.297	58-80	.725	10	46	56	3.1	47	0	28	33	0	37	224	12.4
13	KESSLER, Walker	18-18	495:44	27.5	93-143	.650	5-22	.227	32-52	.615	49	108	157	8.7	57	3	16	24	90	18	223	12.4
22	FLANIGAN, Allen	17-16	423:01	24.9	40-93	.430	8-33	.242	25-36	.694	7	48	55	3.2	35	0	21	41	2	13	113	6.6
2	WILLIAMS, Jaylin	18-0	223:49	12.4	28-66	.424	6-22	.273	18-19	.947	17	30	47	2.6	27	0	13	17	8	2	80	4.4
12	JASPER, Zep	16-16	339:59	21.2	21-56	.375	14-33	.424	13-17	.765	6	15	21	1.3	29	0	25	11	2	10	69	4.3
35	CAMBRIDGE, Devan	17-2	309:00	18.2	26-74	.351	5-35	.143	10-19	.526	33	30	63	3.7	22	0	8	10	4	8	67	3.9
44	CARDWELL, Dylan	18-0	213:39	11.9	28-40	.700	0-1	.000	4-10	.400	24	25	49	2.7	37	0	11	6	22	10	60	3.3
20	SOBERA, Carter	1-0	01:00	1.0	1-1	1.000	0-0	.000	1-1	1.000	0	0	0	0.0	0	0	0	0	0	0	3	3.0
25	LEOPARD, Chandler	2-0	02:02	1.0	1-1	1.000	1-1	1.000	0-0	.000	0	0	0	0.0	0	0	0	0	0	0	3	1.5
5	MOORE, Chris	10-0	48:04	4.8	4-9	.444	0-0	.000	1-3	.333	9	4	13	1.3	6	0	2	7	2	2	9	0.9
24	BERMAN, Lior	7-0	34:31	4.9	2-9	.222	0-5	.000	0-0	.000	1	1	2	0.3	2	0	2	1	0	1	4	0.6
14	COOK, Preston	7-0	10:34	1.5	1-2	.500	0-0	.000	0-0	.000	0	1	1	0.1	1	0	1	2	0	0	2	0.3
33	MAASDORP, Chase	3-0	02:28	0.8	0-0	.000	0-0	.000	0-0	.000	0	0	0	0.0	0	0	0	0	0	0	0	0.0
Team											37	32	69									
Total		18	3651		491-1108	.443	130-423	.307	286-387	.739	218	499	717	39.8	339	3	253	240	148	145	1398	77.7
Opponents		18	3650		412-1083	.380	116-387	.300	291-388	.750	220	443	663	36.8	332	6	204	252	74	146	1231	68.4

Team Statistics

	AUB	OPP
Scoring	1398	1231
Points per game	77.7	68.4
Scoring margin	+9.3	-
Field goals-att	491-1108	412-1083
Field goal pct	.443	.380
3 point fg-att	130-423	116-387
3-point FG pct	.307	.300
3-pt FG made per game	7.2	6.4
Free throws-att	286-387	291-388
Free throw pct	.739	.750
F-Throws made per game	15.9	16.2
Rebounds	717	663
Rebounds per game	39.8	36.8
Rebounding margin	+3.0	-
Assists	253	204
Assists per game	14.1	11.3
Turnovers	240	252
Turnovers per game	13.3	14.0
Turnover margin	+0.7	-
Assist/turnover ratio	1.1	0.8
Steals	145	146
Steals per game	8.1	8.1
Blocks	148	74
Blocks per game	8.2	4.1
Winning streak	2	-
Home win streak	9	-
Attendance	82089	114083
Home games-Avg/Game	9-9121	9-12676
Neutral site-Avg/Game	-	0-0

Team Results

Date	Opponent		Score	Att.
12/29/2021	LSU	W	70-55	9121
01/04/2022	at South Carolina	W	81-66	8528
01/08/2022	Florida	W	85-73	9121
01/11/2022	at Alabama	W	81-77	13474
01/15/2022	at Ole Miss	W	80-71	8657
01/19/2022	Georgia	W	83-60	9121
01/22/2022	Kentucky	W	80-71	9121
01/25/2022	at Missouri	W	55-54	10004
02/01/2022	Alabama	W	100-81	9121
02/05/2022	at Georgia	W	74-72	10523
02/08/2022	at Arkansas	Lot	76-80	20327
02/12/2022	Texas A&M	W	75-58	9121
02/16/2022	Vanderbilt	W	94-80	9121
02/19/2022	at Florida	L	62-63	11255
02/23/2022	Ole Miss	W	77-64	9121
02/26/2022	at Tennessee	L	62-67	21678
03/02/2022	at Mississippi St.	Wot	81-68	9637
03/05/2022	South Carolina	W	82-71	9121

2021-22 BOX SCORES

GAME 1 | #22/22 AUBURN 77, MOREHEAD STATE 54

GAME 2 | #22/22 AUBURN 93, ULM 65



Official Basketball Box Score - Final
Morehead St. at Auburn
11/09/21 Auburn Arena, Auburn
2021-22 Men's Basketball

Game Time: 7:00 PM
Game Duration: 1:45
Attendance: 9,121

Officials: Steven Anderson, Owen Shortt, Hunter Allen

Box score table for Auburn vs Morehead State. Columns include NO., Name, Min, FG, 3P, FT, Rebounds, Fouls, TP, AS, TO, ST, Blocks, +/-.

Shooting By Period table for Auburn vs Morehead State. Columns include 1st FG%, 3PT%, 2nd FG%, 3PT%, GM FG%, FT%, Dead Ball Rebounds.

Box score table for Auburn vs MSU. Columns include NO., Name, Min, FG, 3P, FT, Rebounds, Fouls, TP, AS, TO, ST, Blocks, +/-.

Shooting By Period table for Auburn vs MSU. Columns include 1st FG%, 3PT%, 2nd FG%, 3PT%, GM FG%, FT%, Dead Ball Rebounds.

Summary statistics table for Auburn vs MSU. Includes Biggest lead, Best Scoring Run, Lead Changes, Times Tied, Time with Lead, Points from Turnovers, Paint, Second Chance, Fast Breaks, Bench.



Official Basketball Box Score - Final
La-Monroe at Auburn
11/10/21 Auburn Arena, Auburn
2021-22 Men's Basketball

Game Time: 7:00 PM
Game Duration: 2:01
Attendance: 9,121

Officials: Bert Lenox, Jason Baker, Vladimir Voyard-Tadai

Box score table for Auburn vs La-Monroe. Columns include NO., Name, Min, FG, 3P, FT, Rebounds, Fouls, TP, AS, TO, ST, Blocks, +/-.

Shooting By Period table for Auburn vs La-Monroe. Columns include 1st FG%, 3PT%, 2nd FG%, 3PT%, GM FG%, FT%, Dead Ball Rebounds.

Box score table for Auburn vs ULM. Columns include NO., Name, Min, FG, 3P, FT, Rebounds, Fouls, TP, AS, TO, ST, Blocks, +/-.

Shooting By Period table for Auburn vs ULM. Columns include 1st FG%, 3PT%, 2nd FG%, 3PT%, GM FG%, FT%, Dead Ball Rebounds.

Summary statistics table for Auburn vs ULM. Includes Biggest lead, Best Scoring Run, Lead Changes, Times Tied, Time with Lead, Points from Turnovers, Paint, Second Chance, Fast Breaks, Bench.

GAME 3 | #21/22 AUBURN 58, USF 52

GAME 4 | #22/21 UCONN 115, #19/22 AUBURN 109 (2OT)



Official Basketball Box Score - Final
Auburn at South Fla.
11/19/21 Amale Arena, Tampa
2021-22 Men's Basketball

Game Time: 7:00 PM
Game Duration: 2:11
Attendance: 4,040

Officials: Don Daly, Rob Rorke, Owen Shortt

Box score table for Auburn vs South Florida. Columns include NO., Name, Min, FG, 3P, FT, Rebounds, Fouls, TP, AS, TO, ST, Blocks, +/-.

Shooting By Period table for Auburn vs South Florida. Columns include 1st FG%, 3PT%, 2nd FG%, 3PT%, GM FG%, FT%, Dead Ball Rebounds.

Box score table for Auburn vs USF. Columns include NO., Name, Min, FG, 3P, FT, Rebounds, Fouls, TP, AS, TO, ST, Blocks, +/-.

Shooting By Period table for Auburn vs USF. Columns include 1st FG%, 3PT%, 2nd FG%, 3PT%, GM FG%, FT%, Dead Ball Rebounds.

Summary statistics table for Auburn vs USF. Includes Biggest lead, Best Scoring Run, Lead Changes, Times Tied, Time with Lead, Points from Turnovers, Paint, Second Chance, Fast Breaks, Bench.



Official Basketball Box Score - Final
UConn at Auburn
11/24/21 Atlantis Resort, Paradise Island
2021 Bad Boy Mowers Battle 4 Atlantis

Game Time: 2:30 PM
Game Duration: 2:50
Attendance: 1,174

Officials: Jamie Luckie, Raymie Slyons, Lamar Simpson

Box score table for Auburn vs UConn. Columns include NO., Name, Min, FG, 3P, FT, Rebounds, Fouls, TP, AS, TO, ST, Blocks, +/-.

Shooting By Period table for Auburn vs UConn. Columns include 1st FG%, 3PT%, 2nd FG%, 3PT%, GM FG%, FT%, Dead Ball Rebounds.

Box score table for Auburn vs UConn (2OT). Columns include NO., Name, Min, FG, 3P, FT, Rebounds, Fouls, TP, AS, TO, ST, Blocks, +/-.

Shooting By Period table for Auburn vs UConn (2OT). Columns include 1st FG%, 3PT%, 2nd FG%, 3PT%, GM FG%, FT%, Dead Ball Rebounds.

Summary statistics table for Auburn vs UConn (2OT). Includes Biggest lead, Best Scoring Run, Lead Changes, Times Tied, Time with Lead, Points from Turnovers, Paint, Second Chance, Fast Breaks, Bench.

2021-22 BOX SCORES

GAME 5 | #19/22 AUBURN 62, LOYOLA CHICAGO 53

GAME 6 | #19/22 AUBURN 89, SYRACUSE 68



Official Basketball Box Score - Final
Auburn at Loyola Chicago
11/25/21 Menis Resort, Paradise Island
2021 Bad Boy Mowers Battle 4 Atlanta

Game Time: 2:30 PM
Game Duration: 1:51
Attendance: 804

Officials: Job Hartness, Tony Henderson, Owen Short

Box score for Auburn vs Loyola Chicago. Includes player stats for FG, 3P, FT, Rebounds, Fouls, TP, AS, TO, ST, Blocks, +/- and Shooting By Period.

Technical Fouls: NONE
Loyola Chicago - 53
Points from Turnovers, Paint, Second Chance, Fast Breaks, Bench
Period by Period Scoring

Summary statistics for Auburn vs Loyola Chicago including Biggest lead, Best Scoring Run, Lead Changes, Times Tied, Time with Lead.



Official Basketball Box Score - Final
Syracuse at Auburn
11/25/21 Menis Resort, Paradise Island
2021 Bad Boy Mowers Battle 4 Atlanta

Game Time: 4:30 PM
Game Duration: 1:51
Attendance: 1,136

Officials: Gary Maxwell, Raymie Slyons, Owen Short

Box score for Syracuse vs Auburn. Includes player stats for FG, 3P, FT, Rebounds, Fouls, TP, AS, TO, ST, Blocks, +/- and Shooting By Period.

Technical Fouls: NONE
Auburn - 89
Points from Turnovers, Paint, Second Chance, Fast Breaks, Bench
Period by Period Scoring

Summary statistics for Auburn vs Syracuse including Biggest lead, Best Scoring Run, Lead Changes, Times Tied, Time with Lead.

GAME 7 | #21/20 AUBURN 85, UCF 68

GAME 8 | #21/20 AUBURN 86, YALE 64



Official Basketball Box Score - Final
UCF at Auburn
12/01/21 Auburn Arena, Auburn
2021-22 Men's Basketball

Game Time: 7:00 PM
Game Duration: 2:04
Attendance: 9,121

Officials: Terry Ogleby, Doug Shows, Josue Nieves

Box score for Auburn vs UCF. Includes player stats for FG, 3P, FT, Rebounds, Fouls, TP, AS, TO, ST, Blocks, +/- and Shooting By Period.

Technical Fouls: Mahan 2nd 17:13
Auburn - 85
Points from Turnovers, Paint, Second Chance, Fast Breaks, Bench
Period by Period Scoring

Summary statistics for Auburn vs UCF including Biggest lead, Best Scoring Run, Lead Changes, Times Tied, Time with Lead.



Official Basketball Box Score - Final
Yale at Auburn
12/04/21 Auburn Arena, Auburn
2021-22 Men's Basketball

Game Time: 1:00 PM
Game Duration: 2:12
Attendance: 9,121

Officials: Terry Wymy, Kevin Risher, Rob Rourke

Box score for Yale vs Auburn. Includes player stats for FG, 3P, FT, Rebounds, Fouls, TP, AS, TO, ST, Blocks, +/- and Shooting By Period.

Technical Fouls: NONE
Yale - 64
Points from Turnovers, Paint, Second Chance, Fast Breaks, Bench
Period by Period Scoring

Summary statistics for Auburn vs Yale including Biggest lead, Best Scoring Run, Lead Changes, Times Tied, Time with Lead.

2021-22 BOX SCORES

GAME 9 | #18/21 AUBURN 99, NEBRASKA 68



Official Basketball Box Score - Final
Nebraska at Auburn
12/11/21 State Farm Arena, Atlanta
2021-22 Men's Basketball

Game Time: 11:30 AM
Game Duration: 1:58

Officials: Doug Shous, Bart Lenox, Byron Jarrett

Box score table for Game 9: Nebraska vs Auburn. Columns include NO., Name, Min, FG, 3P, FT, Rebounds, Fouls, TP, AS, TO, ST, Blocks, +/-.

Shooting By Period table for Game 9: 1st FG% 9.28, 32.1%, 3PT% 2.10, 20.0%, FT% 8.9, 88.9%.

Box score table for Game 9: Auburn vs Nebraska. Columns include NO., Name, Min, FG, 3P, FT, Rebounds, Fouls, TP, AS, TO, ST, Blocks, +/-.

Shooting By Period table for Game 9: 1st FG% 17.43, 39.5%, 3PT% 7.17, 41.2%, FT% 4.6, 66.7%.

Summary statistics for Game 9: Biggest lead, Best Scoring Run, Lead Changes, Times Tied, Time with Lead.

GAME 11 | #13/14 AUBURN 74, SAINT LOUIS 70



Official Basketball Box Score - Final
Auburn at Saint Louis
12/18/21 Chaletz Arena, St. Louis
2021-22 Men's Basketball

Game Time: 8:00 PM
Game Duration: 2:02
Attendance: 8,012

Officials: Ron Grover, Joe Lindsay, Job Hartsh

Box score table for Game 11: Auburn vs Saint Louis. Columns include NO., Name, Min, FG, 3P, FT, Rebounds, Fouls, TP, AS, TO, ST, Blocks, +/-.

Shooting By Period table for Game 11: 1st FG% 15.32, 46.9%, 3PT% 4.13, 30.0%, FT% 1.2, 50.0%.

Box score table for Game 11: Saint Louis vs Auburn. Columns include NO., Name, Min, FG, 3P, FT, Rebounds, Fouls, TP, AS, TO, ST, Blocks, +/-.

Shooting By Period table for Game 11: 1st FG% 12.34, 35.3%, 3PT% 0.7, 0.0%, FT% 3.4, 75%.

Summary statistics for Game 11: Biggest lead, Best Scoring Run, Lead Changes, Times Tied, Time with Lead.

GAME 10 | #13/14 AUBURN 70, NORTH ALABAMA 44



Official Basketball Box Score - Final
North Ala. at Auburn
12/14/21 Auburn Arena, Auburn
2021-22 Men's Basketball

Game Time: 8:00 PM
Game Duration: 1:50
Attendance: 9,121

Officials: Olanis Poole, Chris Ford, Brian Dorsey

Box score table for Game 10: North Ala. vs Auburn. Columns include NO., Name, Min, FG, 3P, FT, Rebounds, Fouls, TP, AS, TO, ST, Blocks, +/-.

Shooting By Period table for Game 10: 1st FG% 10.32, 31.3%, 3PT% 5.15, 33.3%, FT% 1.4, 25.7%.

Box score table for Game 10: Auburn vs North Ala. Columns include NO., Name, Min, FG, 3P, FT, Rebounds, Fouls, TP, AS, TO, ST, Blocks, +/-.

Shooting By Period table for Game 10: 1st FG% 13.33, 39.4%, 3PT% 5.14, 35.7%, FT% 1.4, 25.7%.

Summary statistics for Game 10: Biggest lead, Best Scoring Run, Lead Changes, Times Tied, Time with Lead.

GAME 12 | #12/12 AUBURN 71, MURRAY STATE 58



Official Basketball Box Score - Final
Murray St. at Auburn
12/22/21 Auburn Arena, Auburn
2021-22 Men's Basketball

Game Time: 5:00 PM
Game Duration: 1:53
Attendance: 9,121

Officials: Terry Oglesby, Steven Anderson, Rob Roke

Box score table for Game 12: Murray St. vs Auburn. Columns include NO., Name, Min, FG, 3P, FT, Rebounds, Fouls, TP, AS, TO, ST, Blocks, +/-.

Shooting By Period table for Game 12: 1st FG% 10.27, 37.0%, 3PT% 3.7, 42.9%, FT% 4.8, 50.0%.

Box score table for Game 12: Auburn vs Murray St. Columns include NO., Name, Min, FG, 3P, FT, Rebounds, Fouls, TP, AS, TO, ST, Blocks, +/-.

Shooting By Period table for Game 12: 1st FG% 14.34, 41.2%, 3PT% 4.14, 28.6%, FT% 5.6, 83.3%.

Summary statistics for Game 12: Biggest lead, Best Scoring Run, Lead Changes, Times Tied, Time with Lead.

2021-22 BOX SCORES

GAME 13 | #11/11 AUBURN 70, #16/16 LSU 55



Official Basketball Box Score - Final
LSU at Auburn
12/29/21 Auburn Arena, Auburn

Game Time: 6:00 PM
Game Duration: 2:16
Attendance: 9,121

Officials: Pat Adams, Bart Lenox, Vladimir Voyvod-Tadal

Box score table for Game 13, showing player statistics for LSU and Auburn, including FG, 3P, FT, Rebounds, Fouls, and Shooting By Period.

Box score table for Game 13, showing team statistics and shooting percentages for both teams.

Summary statistics for Game 13, including Points from Turnovers, Best Scoring Run, Lead Changes, Times Tied, and Time with Lead.

GAME 14 | #9/9 AUBURN 81, SOUTH CAROLINA 66



Official Basketball Box Score - Final
Auburn at South Carolina
01/04/22 Colonial Life Arena, Columbia

Game Time: 6:30 PM
Game Duration: 1:56
Attendance: 8,528

Officials: Anthony Jordan, Byron Jarrett, K.B. Burdett Jr.

Box score table for Game 14, showing player statistics for Auburn and South Carolina, including FG, 3P, FT, Rebounds, Fouls, and Shooting By Period.

Box score table for Game 14, showing team statistics and shooting percentages for both teams.

Summary statistics for Game 14, including Points from Turnovers, Best Scoring Run, Lead Changes, Times Tied, and Time with Lead.

GAME 15 | #9/9 AUBURN 85, FLORIDA 73



Official Basketball Box Score - Final
Florida at Auburn
01/08/22 Auburn Arena, Auburn

Game Time: 7:00 PM
Game Duration: 2:07
Attendance: 9,121

Officials: Doug Shows, Steven Anderson, Todd Austin

Box score table for Game 15, showing player statistics for Auburn and Florida, including FG, 3P, FT, Rebounds, Fouls, and Shooting By Period.

Box score table for Game 15, showing team statistics and shooting percentages for both teams.

Summary statistics for Game 15, including Points from Turnovers, Best Scoring Run, Lead Changes, Times Tied, and Time with Lead.

GAME 16 | #9/9 AUBURN 81, ALABAMA 77



Official Basketball Box Score - Final
Auburn at Alabama
01/11/22 Coleman Coliseum, Tuscaloosa

Game Time: 8:00 PM
Game Duration: 2:11
Attendance: 13,474

Officials: Terry Ogesby, Joe Lindsay, Bart Lenox

Box score table for Game 16, showing player statistics for Auburn and Alabama, including FG, 3P, FT, Rebounds, Fouls, and Shooting By Period.

Box score table for Game 16, showing team statistics and shooting percentages for both teams.

Summary statistics for Game 16, including Points from Turnovers, Best Scoring Run, Lead Changes, Times Tied, and Time with Lead.

2021-22 BOX SCORES

GAME 17 | #9/9 AUBURN 80, OLE MISS 71

GAME 18 | #2/2 AUBURN 83, GEORGIA 60



Official Basketball Box Score - Final
Auburn at Ole Miss
01/15/22 The Sandy and John Black Pavilion at Ole Miss, Oxford, Miss.
2021-22 Ole Miss Men's Basketball

Game Time: 7:30 PM
Game Duration: 1:55
Attendance: 8,857

Officials: Pat Adams, K.B. Burdett Jr., Patrick Evans

Box score for Auburn vs Ole Miss. Includes player stats for Jabari Smith, Walker Kessler, K.D. Johnson, Zep Jasper, and others. Team totals: Auburn 80, Ole Miss 71.

Box score for Ole Miss vs Auburn. Includes player stats for Jaemyn Brakefield, Nysier Brooks, Daeshun Ruffin, Matthew Murrell, Luis Rodriguez, Tye Fagan, Sammy Hunter, Austin Crowley. Team totals: Ole Miss 71, Auburn 80.

Summary statistics for Game 17: Biggest lead, Best Scoring Run, Lead Changes, Times Tied, Time with Lead, Points from Turnovers, Paint, Second Chance, Fast Breaks, Bench, Period by Period Scoring.



Official Basketball Box Score - Final
Georgia at Auburn
01/19/22 Auburn Arena, Auburn
2021-22 Men's Basketball

Game Time: 8:00 PM
Game Duration: 2:04
Attendance: 5,121

Officials: Terry Wymer, Owen Shortt, A.J. Desai

Box score for Georgia vs Auburn. Includes player stats for Braalen Bridges, Aaron Cook, Noah Baumann, Christian Wright, Jaxon Etter, Dalen Ridginal, Jabri Abdur-Rahim, Josh Taylor. Team totals: Georgia 60, Auburn 83.

Box score for Auburn vs Georgia. Includes player stats for Jabari Smith, Walker Kessler, K.D. Johnson, Zep Jasper, Allen Flanigan, Wendell Green Jr., Dylan Cardwell, Jaylin Williams, Devan Cambridge, Chris Moore, Preston Cook. Team totals: Auburn 83, Georgia 60.

Summary statistics for Game 18: Biggest lead, Best Scoring Run, Lead Changes, Times Tied, Time with Lead, Points from Turnovers, Paint, Second Chance, Fast Breaks, Bench, Period by Period Scoring.

GAME 19 | #2/2 AUBURN 80, #12/12 KENTUCKY 71

GAME 20 | #1/2 AUBURN 55, MISSOURI 54



Official Basketball Box Score - Final
Kentucky at Auburn
01/22/22 Auburn Arena, Auburn
2021-22 Men's Basketball

Game Time: 12:00 PM
Game Duration: 2:10
Attendance: 9,121

Officials: Joe Lindsay, Don Daly, Olands Poole

Box score for Kentucky vs Auburn. Includes player stats for Keion Brooks Jr., Oscar Tshiebewe, Sahvir Wheeler, TyTy Washington Jr., Kellan Grady, Jacob Toppin, Lance Ware, Davion Mintz, Bryce Hopkins, Dontale Allen. Team totals: Kentucky 71, Auburn 80.

Box score for Auburn vs Kentucky. Includes player stats for Jabari Smith, Walker Kessler, K.D. Johnson, Zep Jasper, Allen Flanigan, Wendell Green Jr., Dylan Cardwell, Jaylin Williams, Devan Cambridge. Team totals: Auburn 80, Kentucky 71.

Summary statistics for Game 19: Biggest lead, Best Scoring Run, Lead Changes, Times Tied, Time with Lead, Points from Turnovers, Paint, Second Chance, Fast Breaks, Bench, Period by Period Scoring.



Official Basketball Box Score - Final
Auburn at Missouri
01/25/22 Mizzou Arena, Columbia
Auburn at Mizzou Men's Basketball

Game Time: 7:30 PM
Game Duration: 2:00
Attendance: 10,004

Officials: Byron Jarrett, Todd Austin, Lee Cassell

Box score for Auburn vs Missouri. Includes player stats for Jabari Smith, Walker Kessler, K.D. Johnson, Zep Jasper, Allen Flanigan, Wendell Green Jr., Jaylin Williams, Devan Cambridge, Dylan Cardwell. Team totals: Auburn 55, Missouri 54.

Box score for Missouri vs Auburn. Includes player stats for Trevon Brazile, Kobe Brown, Javon Pickett, Jarjon Coleman, Daljuan Gordon, Amari Davis, Ronnie DeGray III, Kaleb Brown, Yaya Keita. Team totals: Missouri 54, Auburn 55.

Summary statistics for Game 20: Biggest lead, Best Scoring Run, Lead Changes, Times Tied, Time with Lead, Points from Turnovers, Paint, Second Chance, Fast Breaks, Bench, Period by Period Scoring.

2021-22 BOX SCORES

GAME 21 | #1/2 AUBURN 86, OKLAHOMA 68

GAME 22 | #1/1 AUBURN 100, ALABAMA 81

NCAA logo, Auburn at Oklahoma, Official Basketball Box Score - Final, Game Time: 1:00 PM, Game Duration: 2:08, Attendance: 9,121

Box score for Auburn vs Oklahoma. Includes player stats (NO. Name, Min, FG, 3P, FT, Rebounds, Fouls, TP, AS, TO, ST, Blocks, +/-), Shooting By Period, and Team Totals.

Box score for Auburn vs Oklahoma (continued). Includes player stats for Auburn, Shooting By Period, and Team Totals.

Summary statistics for Auburn vs Oklahoma. Includes Biggest lead, Best Scoring Run, Lead Changes, Times Tied, Time with Lead, Points from Turnovers, Paint, Second Chance, Fast Breaks, Bench, and Period by Period Scoring.

NCAA logo, Alabama at Auburn, Official Basketball Box Score - Final, Game Time: 8:00 PM, Game Duration: 2:21, Attendance: 9,121

Box score for Alabama vs Auburn. Includes player stats (NO. Name, Min, FG, 3P, FT, Rebounds, Fouls, TP, AS, TO, ST, Blocks, +/-), Shooting By Period, and Team Totals.

Box score for Alabama vs Auburn (continued). Includes player stats for Auburn, Shooting By Period, and Team Totals.

Summary statistics for Alabama vs Auburn. Includes Biggest lead, Best Scoring Run, Lead Changes, Times Tied, Time with Lead, Points from Turnovers, Paint, Second Chance, Fast Breaks, Bench, and Period by Period Scoring.

GAME 23 | #1/1 AUBURN 74, GEORGIA 72

GAME 24 | ARKANSAS 80, #1/2 AUBURN 76 (OT)

NCAA logo, Auburn at Georgia, Official Basketball Box Score - Final, Game Time: 1:01 PM, Game Duration: 1:58, Attendance: 10,533

NCAA logo, Auburn at Arkansas, Official Basketball Box Score - Final, Game Time: 6:00 PM, Game Duration: 2:36, Attendance: 20,327

Box score for Auburn vs Georgia. Includes player stats (NO. Name, Min, FG, 3P, FT, Rebounds, Fouls, TP, AS, TO, ST, Blocks, +/-), Shooting By Period, and Team Totals.

Box score for Auburn vs Arkansas. Includes player stats (NO. Name, Min, FG, 3P, FT, Rebounds, Fouls, TP, AS, TO, ST, Blocks, +/-), Shooting By Period, and Team Totals.

Box score for Auburn vs Georgia (continued). Includes player stats for Auburn, Shooting By Period, and Team Totals.

Box score for Auburn vs Arkansas (continued). Includes player stats for Auburn, Shooting By Period, and Team Totals.

Summary statistics for Auburn vs Georgia. Includes Biggest lead, Best Scoring Run, Lead Changes, Times Tied, Time with Lead, Points from Turnovers, Paint, Second Chance, Fast Breaks, Bench, and Period by Period Scoring.

Summary statistics for Auburn vs Arkansas. Includes Biggest lead, Best Scoring Run, Lead Changes, Times Tied, Time with Lead, Points from Turnovers, Paint, Second Chance, Fast Breaks, Bench, and Period by Period Scoring.

2021-22 BOX SCORES

GAME 25 | #1/2 AUBURN 75, TEXAS A&M 58

GAME 26 | #2/2 AUBURN 94, VANDERBILT 80

Official Basketball Box Score - Final
Texas A&M at Auburn
02/19/22 Auburn Arena, Auburn
Attendance: 9,121
Game Time: 11:00 AM
Game Duration: 2:10
Attendance: 9,121

Official Basketball Box Score - Final
Vanderbilt at Auburn
02/16/22 Auburn Arena, Auburn
Attendance: 9,121
Game Time: 8:00 PM
Game Duration: 2:03
Attendance: 9,121

Table for Game 25: Texas A&M - 58. Includes player stats (NO. Name, Min, FG, 3P, FT, Rebounds, Fouls, TP, AS, TO, ST, Blocks, +/-) and Shooting By Period.

Table for Game 26: Vanderbilt - 80. Includes player stats (NO. Name, Min, FG, 3P, FT, Rebounds, Fouls, TP, AS, TO, ST, Blocks, +/-) and Shooting By Period.

Table for Game 27: Auburn - 75. Includes player stats (NO. Name, Min, FG, 3P, FT, Rebounds, Fouls, TP, AS, TO, ST, Blocks, +/-) and Shooting By Period.

Table for Game 28: Auburn - 94. Includes player stats (NO. Name, Min, FG, 3P, FT, Rebounds, Fouls, TP, AS, TO, ST, Blocks, +/-) and Shooting By Period.

Summary table for Game 27: TAM vs AUB. Includes Points from Turnovers, Best Scoring Run, Lead Changes, Times Tied, Time with Lead, and Period by Period Scoring.

Summary table for Game 28: VAN vs AUB. Includes Points from Turnovers, Best Scoring Run, Lead Changes, Times Tied, Time with Lead, and Period by Period Scoring.

GAME 27 | FLORIDA 63, #2/2 AUBURN 62

GAME 28 | #3/4 AUBURN 77, OLE MISS 64

Official Basketball Box Score - Final
Auburn at Florida
02/19/22 Exactech Arena at Stephen C. O'Connell Center, Gainesville
Attendance: 11,255
Game Time: 2:00 PM
Game Duration: 2:08
Attendance: 11,255

Official Basketball Box Score - Final
Ole Miss at Auburn
02/23/22 Auburn Arena, Auburn
Attendance: 9,121
Game Time: 7:30 PM
Game Duration: 1:59
Attendance: 9,121

Table for Game 27: Auburn - 62. Includes player stats (NO. Name, Min, FG, 3P, FT, Rebounds, Fouls, TP, AS, TO, ST, Blocks, +/-) and Shooting By Period.

Table for Game 28: Ole Miss - 64. Includes player stats (NO. Name, Min, FG, 3P, FT, Rebounds, Fouls, TP, AS, TO, ST, Blocks, +/-) and Shooting By Period.

Table for Game 29: Florida - 63. Includes player stats (NO. Name, Min, FG, 3P, FT, Rebounds, Fouls, TP, AS, TO, ST, Blocks, +/-) and Shooting By Period.

Table for Game 30: Auburn - 77. Includes player stats (NO. Name, Min, FG, 3P, FT, Rebounds, Fouls, TP, AS, TO, ST, Blocks, +/-) and Shooting By Period.

Summary table for Game 27: FLA vs AUB. Includes Points from Turnovers, Best Scoring Run, Lead Changes, Times Tied, Time with Lead, and Period by Period Scoring.

Summary table for Game 28: OLE vs AUB. Includes Points from Turnovers, Best Scoring Run, Lead Changes, Times Tied, Time with Lead, and Period by Period Scoring.

2021-22 BOX SCORES

GAME 29 | #17 TENNESSEE 67, #3/4 AUBURN 62

GAME 30 | #5/5 AUBURN 81, MISSISSIPPI STATE 68 [OT]



Official Basketball Box Score - Final
Auburn at Tennessee
 02/26/22 Thompson-Boling Arena, Knoxville, Tenn.
 2021-22 Men's Basketball

Game Time: 4:06 PM
 Game Duration: 2:12
 Attendance: 21,678

Officials: Pat Adams, Steven Anderson, Owen Shurt

Auburn - 62												
Record: 25-4 (13-3)												
NO. Name	Min	FG M-A	3P M-A	FT M-A	Rebounds OR DR TOT	Fouls PF	TP	AS	TO	ST	Blocks BS BA	+
2 Jabari Smith	F 35:11	9-21	3-9	6-7	1 7 8	2 5 27	0	2	0	2	1 4	1
13 Walker Kessler	F 28:27	3-7	0-1	2-3	3 2 5	4 3 8	4	1	1	4	1 1	-1
0 K.D. Johnson	G 34:33	7-13	1-3	3-5	0 1 1	3 3 18	1	2	1	0	2 0	-5
12 Zep Jasper	G 17:16	0-2	0-1	0-0	0 1 1	1 2 0	1	1	1	1	0 0	-4
22 Allen Flanigan	G 27:51	2-3	0-1	0-0	2 1 3	1 1 4	2	2	3	0	0 0	-2
1 Wendell Green Jr.	28:11	2-15	1-7	0-0	2 3 2	3 1 5	3	2	4	0	2 1	-1
35 Devan Cambridge	12:09	0-3	0-1	0-0	1 1 2	1 0 0	0	0	1	1	0 0	-3
44 Dylan Cardwell	11:33	0-0	0-0	0-0	1 1 2	1 0 0	0	0	1	0	0 0	-4
2 Jaylin Williams	04:49	0-1	0-0	0-0	0 1 1	3 0 0	0	0	0	1	0 0	-9
Team					1 2 3	0	0	0	1	0	0	
Totals		23-65	5-24	11-15	11 20 31	19 16	62	12	11	8	6	-5

Shooting By Period	
1st FG%	13-35 37.1%
3PT%	3-14 21.4%
FT%	2-3 66.7%
2nd FG%	10-30 33.3%
3PT%	2-10 20.0%
FT%	9-12 75%
GM FG%	23-65 35.4%
3PT%	5-24 20.8%
FT%	11-15 73.3%

Dead Ball Rebounds: 2.2



Official Basketball Box Score - Final
Auburn at Mississippi St.
 03/02/22 Humphrey Coliseum, Starkville
 2021-22 Men's Basketball

Game Time: 8:05 PM
 Game Duration: 2:38
 Attendance: 9,837

Officials: Joe Lindsay, Terry Oglesby, Patrick Evans

Auburn - 81												
Record: 26-4 (14-3)												
NO. Name	Min	FG M-A	3P M-A	FT M-A	Rebounds OR DR TOT	Fouls PF	TP	AS	TO	ST	Blocks BS BA	+
10 Jabari Smith	F 35:28	9-13	3-5	6-7	0 10 10	4 4 27	2	0	0	0	0 0	18
13 Walker Kessler	F 29:00	2-4	0-0	0-2	2 8 10	2 2 4	1	0	0	0	3 0	4
0 K.D. Johnson	G 30:52	4-8	1-3	5-5	0 2 2	1 3 14	3	4	3	0	0 0	4
12 Zep Jasper	G 35:02	3-6	3-4	2-2	1 2 3	2 1 11	3	1	2	1	1 1	12
22 Allen Flanigan	G 18:59	1-6	0-2	0-0	0 1 1	0 0 2	0	4	0	0	0 1	-6
1 Wendell Green Jr.	31:03	3-12	1-4	1-2	1 1 2	1 3 8	7	4	5	0	2 25	2
44 Dylan Cardwell	16:00	3-3	0-0	0-1	1 0 1	1 1 6	2	0	2	0	0 0	9
35 Devan Cambridge	19:04	2-7	1-6	1-2	1 0 1	2 1 6	1	0	1	0	0 0	4
2 Jaylin Williams	09:32	1-2	1-2	0-0	0 1 1	3 0 0	0	0	1	0	0 0	-5
Team					1 0 1	0	0	0	1	0	0	
Totals		28-61	10-26	15-21	7 25 32	17 15 81	19	14	13	4	4 13	

Shooting By Period	
1st FG%	15-27 55.6%
3PT%	7-14 50.0%
FT%	3-7 42.9%
2nd FG%	8-28 28.6%
3PT%	3-8 37.5%
FT%	3-4 75%
GM FG%	28-61 45.9%
3PT%	10-26 38.5%
FT%	15-21 71.4%

Dead Ball Rebounds: 3.0

Tennessee - 67												
Record: 21-7 (12-4)												
NO. Name	Min	FG M-A	3P M-A	FT M-A	Rebounds OR DR TOT	Fouls PF	TP	AS	TO	ST	Blocks BS BA	+
2 Brandon Huntley-Hatfield	F 20:00	2-4	1-2	0-0	5 3 8	0 1 5	1	3	0	0	2 1	10
33 Uros Plavsic	F 14:43	2-4	0-0	2-2	2 5 7	2 1 6	1	0	1	0	1 0	7
1 Kennedy Chandler	G 33:21	5-12	0-2	3-6	0 2 2	4 5 13	2	4	1	0	1 0	13
25 Santiago Vescovi	G 31:04	3-9	2-5	6-6	1 4 5	1 3 14	2	1	2	0	0 0	1
30 Josiah-Jordan James G	32:10	4-11	2-4	0-0	1 8 9	5 0 10	1	2	2	1	1 3	3
0 Jonas Aido	07:59	0-4	0-0	1-2	3 2 5	1 1 1	0	0	0	0	2 0	-1
10 John Fulkerson	24:20	2-8	0-0	1-2	6 3 9	2 3 5	2	2	1	1	1 1	-2
5 Zakai Zeigler	29:29	2-9	1-3	8-9	0 2 2	1 4 13	0	2	3	0	1 2	2
12 Victor Bailey Jr.	04:54	0-0	0-0	0-0	0 0 0	0 0 0	0	0	0	0	0 0	1
24 Justin Powell	01:32	0-0	0-0	0-0	0 0 0	0 0 0	0	0	0	0	0 0	-3
15 Jahmai Mashack	00:28	0-0	0-0	0-0	0 0 0	0 0 0	0	0	0	0	0 0	-5
Team					3 4 7	0	0	0	1	0	0	
Totals		20-61	6-16	21-27	21 33 54	16 18 87	9	18	9	6	8 5	

Shooting By Period	
1st FG%	9-32 28.1%
3PT%	2-9 22.2%
FT%	5-6 83.3%
2nd FG%	11-29 37.9%
3PT%	4-7 57.1%
FT%	16-21 76.2%
GM FG%	20-61 32.8%
3PT%	6-16 37.5%
FT%	21-27 77.8%

Dead Ball Rebounds: 4.0

Mississippi St. - 68												
Record: 17-13 (8-9)												
NO. Name	Min	FG M-A	3P M-A	FT M-A	Rebounds OR DR TOT	Fouls PF	TP	AS	TO	ST	Blocks BS BA	+
10 Garrison Brooks	F 36:11	3-5	0-2	4-6	4 4 8	3 4 10	0	1	1	1	0 0	-16
13 D.J. Jeffries	F 35:21	3-7	0-1	0-0	0 1 1	1 0 1	2	1	2	1	0 1	-9
35 Tolu Smith	F 39:12	9-16	0-0	4-5	6 6 12	3 4 22	2	4	2	2	2 1	5
1 Iverson Molinar	G 39:39	5-19	0-3	4-5	1 4 5	2 5 14	3	5	1	0	2 0	-8
3 Shaikael Moore	G 22:31	2-8	0-6	2-4	0 2 2	2 2 6	4	3	2	0	0 0	-16
2 Jayvan Davis	G 03:39	0-1	0-0	0-0	2 1 3	0 0 0	0	1	0	0	0 0	-4
4 Cameron Matthews	13:22	1-2	0-0	0-0	0 3 3	1 1 2	0	0	1	0	0 0	6
5 Cam Carter	02:26	0-2	0-1	0-2	0 1 1	0 0 0	0	0	0	0	0 0	-4
11 Anderson Garcia	28:21	4-6	0-0	0-0	6 7 13	3 0 8	3	3	2	0	0 0	-9
20 Derek Fountain	04:18	0-1	0-0	0-0	1 1 1	1 0 0	0	0	0	0	0 0	0
Team					1 0 1	0	0	0	1	0	0	
Totals		27-67	0-13	14-22	21 29 50	16 17 68	14	20	9	4	4 13	

Shooting By Period	
1st FG%	12-31 38.7%
3PT%	0-9 0.0%
FT%	4-8 50.0%
2nd FG%	14-30 46.7%
3PT%	3-3 0.0%
FT%	5-8 62.5%
OT FG%	1-6 16.7%
3PT%	0-1 0.0%
FT%	5-6 83.3%
GM FG%	27-67 40.3%
3PT%	0-13 0.0%
FT%	14-22 63.6%

Dead Ball Rebounds: 2.0

		AUB	TENN
Biggest lead		11 (2nd 16:41)	11 (2nd 4:03)
Best Scoring Run		13 (1st 3:27)	11 (2nd 12:51)
Lead Changes		4	3
Times Tied		3	4
Time with Lead		14:28	22:32

Points from			AUB			TENN		
Turnovers			23		9			
Paint			28		28			
Second Chance			8		19			
Fast Breaks			14		6			
Bench			5		19			

		AUB	MSU
Biggest lead		19 (1st 2:17)	5 (2nd 7:20)
Best Scoring Run		7 (1st 14:30)	13 (2nd 7:20)
Lead Changes		4	2
Times Tied		2	4
Time with Lead		34:25	07:24

		AUB	MSU
Turnovers		25	16
Paint		24	50
Second Chance		13	20
Fast Breaks		23	16
Bench		23	10

GAME 31 | #5/5 AUBURN 82, SOUTH CAROLINA 71

GAME 32 | TEXAS A&M 67, #4/4 AUBURN 62



Official Basketball Box Score - Final
South Carolina at Auburn
 03/05/22 Auburn Arena, Auburn
 2021-22 Men's Basketball

Game Time: 12:00 PM
 Game Duration: 2:05
 Attendance: 9,121

Officials: Doug Shows, Chuck Jones, Courtney Green

South Carolina - 71												
Record: 18-12 (9-9)												
NO. Name	Min	FG M-A	3P M-A	FT M-A	Rebounds OR DR TOT	Fouls PF	TP	AS	TO	ST	Blocks BS BA	+
15 Wildens Leveque	F 01:59	0-0	0-0	0-0	0 0 0	1 0 0	0	0	0	0	0 0	-8
24 Keyshawm Bryant	F 30:33	4-10	1-6	0-0	1 7 8	4 0 2	4	1	0	0	0 0	-5
0 James Reese V	G 36:43	6-10	3-5	3-4	0 0 0	3 2 18	1	1	3	0	0 0	-9
5 Jermaine Cousinard G	31:57	6-17	1-6	9-12	0 3 3	2 7 22	4	2	0	0	1 1	-17
10 Erik Stevenson	G 32:11	5-12	3-8	0-0	1 7 8	3 2 13	4	4	0	0	1 0	-5
55 Ta'Quan Woodley	17:24	1-3	0-0	0-0	2 4 6	4 0 2	1	1	2	2	0 0	-2
14 Brandon Martin	07:14	0-1	0-0	0-0	0 0 0	4 0 0	0	1	0	0	0 0	-2
23 Devin Carter	20:21	0-5	0-0	0-0	2 2 4	2 3 0	3	0	1	0	1 0	-5
33 Josh Gray	19:34	3-6	0-0	1-3	4 2 6	2 2 7	1	2	3	0	0 0	-2
12 AJ Wilson	02:04	0-0	0-0	0-0	1 0 1	0 0 0	0	0	1	0	0 0	-4
Team					1 3 4	0	0	0	0	0	0	
Totals		25-64	8-25	13-19	12 28 40	25 16	71	16	9	5	3 11	

Shooting By Period	
1st FG%	12-33 36.4%
3PT%	

2021-22 BOX SCORES

GAME 33 | #8/7 AUBURN 80, JACKSONVILLE STATE 61



Official Basketball Box Score - Final
Jacksonville St. at Auburn
 03/18/22 Bon Secours Wellness Arena, Greenville
 2021-22 Men's Basketball

Game Time: 12:40 PM
 Game Duration: 2:10

Officials: Lee Cassell, Delthe Carr, Brooks Wells

Jacksonville St. - 61

Record: 21-11

NO.	Name	Min	FG		3P		FT		Rebounds		Fouls		TP	AS	TO	ST	Blocks		+/-
			M-A	M-A	M-A	OR	DR	TOT	PF	FD	BS	BA							
11	Kayne Henry	F 21:14	0-9	0-3	0-0	1	3	4	2	2	0	0	0	2	2	0	3	-18	
50	Brandon Huffman	C 25:50	3-7	0-0	3-5	5	2	7	4	4	9	0	0	0	0	1	1	-22	
0	Jalen Finch	G 32:29	6-10	2-3	3-3	0	1	1	4	3	17	0	1	2	0	1	-22		
22	Jalen Gibbs	G 35:48	5-14	4-9	6-6	2	4	6	2	4	20	0	0	0	0	2	-17		
23	Darian Adams	G 36:14	3-14	1-5	1-2	2	3	5	3	1	8	4	2	2	0	2	-18		
3	Maros Zeliznak	08:22	0-0	0-0	0-0	0	2	2	4	0	0	0	1	0	0	0	6		
1	Demaree King	22:16	1-6	0-4	2-2	0	3	3	0	2	4	5	0	1	0	1	0		
10	Juwan Perdue	06:51	0-0	0-0	0-0	0	2	2	1	1	0	0	1	0	0	0	3		
13	Jay Pal	07:45	0-0	0-0	0-0	0	0	0	0	0	0	0	0	0	0	0	-13		
4	Marcellus Brigham Jr.	01:05	0-0	0-0	0-0	0	0	0	0	0	0	0	1	0	0	0	2		
2	Semaj Henderson	01:03	1-1	1-1	0-0	0	0	0	0	0	3	0	0	0	0	0	2		
5	Caleb Byrd	01:03	0-0	0-0	0-0	0	1	1	0	0	0	0	0	0	0	0	2		
Team						1			0		1		0		0				
Totals			19-61	8-25	15-18	11	21	32	21	17	61	9	8	7	1	10	-19		

Shooting By Period		
1 st	FG%	9-28 32.1%
3PT%	5-15 33.3%	
FT%	4-4 100%	
2 nd	FG%	10-33 30.3%
3PT%	3-10 30.0%	
FT%	11-14 78.6%	
GM	FG%	19-61 31.1%
3PT%	8-25 32.0%	
FT%	15-18 83.3%	

Dead Ball Rebounds: 1, 0

Technical Fouls: NONE

Auburn - 80

Record: 28-5

NO.	Name	Min	FG		3P		FT		Rebounds		Fouls		TP	AS	TO	ST	Blocks		+/-
			M-A	M-A	M-A	OR	DR	TOT	PF	FD	BS	BA							
10	Jabari Smith	F 32:20	6-13	4-7	4-6	4	10	14	3	6	20	4	4	0	0	0	0	17	
13	Walker Kessler	F 30:10	6-11	0-1	1-4	5	5	10	2	4	13	1	1	1	9	1	20		
0	K.D. Johnson	G 30:09	3-8	2-6	2-2	1	4	5	1	2	10	7	1	0	0	0	22		
12	Zep Jasper	G 24:23	2-4	0-1	2-2	0	0	0	0	3	6	4	1	0	0	0	20		
22	Allen Flanigan	G 23:04	3-9	0-1	4-6	1	4	5	2	3	10	1	2	1	0	0	16		
1	Wendell Green Jr.	24:25	3-5	1-2	2-2	0	1	1	3	2	9	6	1	0	0	0	-2		
35	Devan Cambridge	15:53	1-5	0-3	0-0	2	3	5	4	0	2	0	0	0	1	0	5		
44	Dylan Cardwell	08:47	1-2	0-0	0-0	3	1	4	1	1	2	0	0	0	0	0	1		
2	Jaylin Williams	06:37	3-3	2-2	0-0	0	1	1	1	0	8	0	0	0	0	0	5		
5	Chris Moore	01:03	0-1	0-0	0-0	1	0	1	0	0	0	0	0	0	0	0	-2		
14	Preston Cook	01:03	0-1	0-1	0-0	0	0	0	0	0	0	0	0	0	0	0	-2		
23	Babatunde Akingbola	01:03	0-0	0-0	0-0	0	0	0	0	0	0	0	0	0	0	0	-2		
24	Lior Berman	01:03	0-1	0-0	0-0	0	0	0	0	0	0	0	0	0	0	0	-3		
Team						2			2		4		0		1				
Totals			28-63	9-24	15-22	19	31	50	17	21	80	23	11	2	10	1	19		

Shooting By Period		
1 st	FG%	15-28 53.6%
3PT%	6-12 50.0%	
FT%	3-6 50%	
2 nd	FG%	13-35 37.1%
3PT%	3-12 25.0%	
FT%	12-16 75%	
GM	FG%	28-63 44.4%
3PT%	9-24 37.5%	
FT%	15-22 68.2%	

Dead Ball Rebounds: 2, 2

Technical Fouls: NONE

	JSU	Auburn	Points from		Period by Period Scoring				
Biggest lead	6 (1 st 11:36)	24 (2 nd 14:55)	Turnovers	7	8	1st	2nd	TOT	
Best Scoring Run	9 (1 st 11:36)	18 (2 nd 18:35)	Paint	18	32	JSU	27	34	61
Lead Changes	6		Second Chance	11	18	Auburn	39	41	80
Times Tied	2		Fast Breaks	6	25				
Time with Lead	07:34	30:29	Bench	7	21				