

# Ole Miss

## BASKETBALL



2020-21 GAME NOTES | MBB Contact: Adam Kuffner | kuffner@olemiss.edu | Cell: 662-816-0497 | Office: 662-915-7031

OleMissSports.com | OleMissGameday.com | @OleMissMBB | OleMissMBB | OleMissMBB

### 2020-21 SCHEDULE

Date	Opponent [TV]	Time/Result
11/25	CENTRAL ARKANSAS^ [SECN+]	Postponed
11/26	JACKSON STATE^ [SEC Network]	Postponed
11/27	ARKANSAS STATE^ [SEC Network]	Canceled
12/5	MEMPHIS	Canceled
12/10	JACKSON STATE (SEC Network)	W, 80-45
12/12	UNCW (SECN Alternate)	W, 78-58
12/14	CENTRAL ARKANSAS (SEC Network)	W, 68-54
12/16	at Middle Tennessee (CBS Sport Net.)	W, 70-51
12/19	at Dayton (NBCSN)	L, 62-65
12/22	UT MARTIN [SECN+]	W, 90-43
12/29	at Alabama* (SEC Network)	L, 62-84
1/2	WICHITA STATE [ESPNU]	L, 79-83
1/6	AUBURN* (SEC Network)	W, 72-61
1/9	SOUTH CAROLINA* (SEC Network)	Postponed
1/9	LSU* (SEC Network)	L, 61-75
1/12	at Florida* (SEC Network)	L, 63-72
1/16	GEORGIA* (ESPN2)	L, 74-78
1/19	at MSU* (SEC Network)	W, 64-46
1/23	TEXAS A&M* (SEC Network)	W, 61-50
1/27	at Arkansas* (SEC Network)	L, 59-74
1/30	at Georgia* (SEC Network)	L, 61-71
2/2	#11/10 TENNESSEE* (ESPN2)	W, 52-50
2/6	at Auburn* (ESPN2)	3 p.m.
2/10	MISSOURI* (SEC Network)	8 p.m.
2/13	at South Carolina* (SEC Network)	5 p.m.
2/17	LSU* (SEC Network)	Moved to 1/9
2/20	MSU* (SEC Network)	5 p.m.
2/23	at Missouri* (SEC Network)	8 p.m.
2/27	at Vanderbilt* (SEC Network)	2:30 p.m.
3/2	KENTUCKY* (ESPN/ESPN2)	8 p.m.
3/10-14	SEC Tournament&	TBA

#### HOME GAME

\* SEC Game | Ranking: AP/USA TODAY Coaches | All Times CT

^ Justin Reed Ole Miss Classic

& SEC Tournament (Nashville, Tenn.)



Auburn  
**TIGERS**  
(10-9, 4-6 SEC)

**Head Coach:** Bruce Pearl  
**Career:** 597-232/26th  
**At AU:** 135-87/7th

#### GAME 18

**Date:** Saturday, Feb. 6, 2021  
**Time:** 3 p.m. CT  
**Location:** Auburn, Ala.  
**Arena:** Auburn Arena (9,121)  
**Television:** ESPN2  
Beth Mowins, play-by-play  
Dalen Cuff, analyst  
**Radio:** Ole Miss Sports Network  
David Kellum, play-by-play  
Marc Dukes, analyst  
**Live Video:** ESPN.com/ESPN app  
**Live Audio:** OleMissSports.com/TuneIn app  
**Series:** Auburn leads 77-63  
**Last Meeting:** Jan. 6, 2021  
Ole Miss won 72-61  
Oxford, Miss.



Ole Miss  
**REBELS**  
(9-8, 4-6 SEC)

**Head Coach:** Kermit Davis  
**Career:** 513-301/26th  
**At OM:** 44-38/3rd

### TIPOFF TIDBITS

- Ole Miss has won 13 of the past 17 matchups against Auburn.
- Exactly one month ago (Jan. 6), the Rebels beat the Tigers 72-61 in Oxford.
- **Khadim Sy** scored 13 points off the bench to lead Ole Miss to the win over Auburn.
- **Devontae Shuler** dished out 10 assists in the first matchup this season, the most by a Rebel since 2015.
- Ole Miss wraps up a stretch playing three of four games on the road.
- The Rebels are coming off a 52-50 victory over No. 10 Tennessee, the third victory over a top 15 team in three seasons under **Kermit Davis**.
- Ole Miss is 8-0 when keeping opponents under 40 percent from the floor.
- The Rebels have held five opponents to 50 points or less this season, accomplishing the feat for the first time since the 2003-04 season; three of those opponents have been SEC teams, keeping three conference squads at that limit for the first time since the 2000-01 Rebels that advanced to the Sweet 16.
- Ole Miss is the only team in the country to have four 1,000 point scorers: **Dimencio Vaughn** (1,266), **Devontae Shuler** (1,160), **Romello White** (1,097) and **Jarkel Joiner** (1,029).
- The Rebels rank top 25 nationally in three categories: 18th in turnovers forced per game (17.0), 22nd in total steals (143) and 23rd in scoring defense (62.2).
- Dating back to the 2019-20 season, 20 of the Rebels' last 24 wins have been by double digits.
- The duo of **Jarkel Joiner** and **Devontae Shuler** has accounted for 195 of the team's 371 points (52.6 percent) over the past six games; Shuler has averaged 18.0 ppg, while Joiner has recorded 14.5 ppg during the span.
- On the defensive end of the floor, **Robert Allen** has produced four consecutive multi-steal games.
- **Devontae Shuler** (171) is one steal away from tying Jason Harrison for fourth in school history and one made three-pointer from tying Todd Abernethy (158) for 10th on the Rebels' all-time list.
- To kick off Black History Month, Ole Miss announced (Feb. 1) that a statue of Coolidge Ball will be built outside The Pavilion; fifty years ago, Ball broke the color barrier by becoming Ole Miss' first Black student-athlete.

### OLE MISS STYLE GUIDE

#### NAME

Ole Miss (preferred)  
University of Mississippi  
~~Mississippi~~

#### NICKNAME






Rebels

#### MASCOT



TONY

### PROJECTED OLE MISS STARTERS

	PTS	REB	AST	STL	FG%	FT%
 <b>G   2   DEVONTAE SHULER</b> 6-2   185   Sr.   Irmo, S.C.	14.9	2.8	3.5	1.7	41.4	78.7
 <b>G   24   JARKEL JOINER</b> 6-1   180   Jr.   Oxford, Miss.	10.8	2.4	1.2	1.1	39.6	84.3
 <b>G/F   15   LUIS RODRIGUEZ</b> 6-6   210   So.   Los Angeles, Calif.	7.6	6.4	2.1	1.8	43.0	58.1
 <b>F   21   ROBERT ALLEN</b> 6-8   230   Jr.   Orlando, Fla.	3.6	2.8	0.8	0.4	50.0	60.7
 <b>F   0   ROMELLO WHITE</b> 6-8   235   Gr.   Atlanta, Ga.	10.0	5.5	0.5	1.1	64.9	65.7

0		<b>ROMELLO WHITE</b> 6-8   235   Gr.   Atlanta, Ga.   Major: Master of Arts	<b>PTS</b>	<b>REB</b>	<b>STL</b>	<b>BLK</b>	<b>FG%</b>	<b>FT%</b>	<b>LAST GAME:</b> Scored 14 points, his most since SEC opener, with six rebounds <b>NOTES:</b> Team leader in blocks ... Second on the team in rebounding .... Two 20-point games this season ... 1,097 career points ... Double-double at Alabama (20 points, 11 boards) ... 17 career double-doubles (1 - Ole Miss, 16 - Arizona State)
F			10.0	5.5	0.5	1.1	64.9	65.7	
1		<b>AUSTIN CROWLEY</b> 6-5   195   So.   West Point, Miss.   Major: Sports and Rec. Admin.	<b>PTS</b>	<b>REB</b>	<b>AST</b>	<b>STL</b>	<b>FG%</b>	<b>FT%</b>	<b>LAST GAME:</b> Played three minutes off the bench <b>NOTES:</b> Scored a career-high 11 points vs. UT Martin ... Pulled down a career-high 10 rebounds vs. Auburn ... One of only three Rebels to play in all 32 games last season ... Averaged 16.6 minutes per game to lead the bench in playing time as a freshman
G			2.9	1.9	1.0	0.5	36.5	66.7	
2		<b>DEVONTAE SHULER</b> 6-2   185   Sr.   Irmo, S.C.   Major: Multi-Disciplinary Studies	<b>PTS</b>	<b>REB</b>	<b>AST</b>	<b>STL</b>	<b>FG%</b>	<b>FT%</b>	<b>LAST GAME:</b> Tallied team highs in points (15) and rebounds (7) <b>NOTES:</b> Third in the SEC in assist/turnover ratio (1.6) ... Leads team in scoring and assists ... 10 assists in the win over Auburn were the most by a Rebel in six seasons ... 171 career steals (5th in school history) ... Has 11 career 20-point games
G			14.9	2.8	3.5	1.7	41.4	78.7	
3		<b>KHADIM SY</b> 6-10   238   Sr.   Dakar, Senegal   Major: Multi-Disciplinary Studies	<b>PTS</b>	<b>REB</b>	<b>STL</b>	<b>BLK</b>	<b>FG%</b>	<b>FT%</b>	<b>LAST GAME:</b> Recorded two points and one rebound in 13 minutes off the bench <b>NOTES:</b> Scored a team-high 13 points to lead the Rebels to a win over Auburn ... Ranked second on the team in blocks (25) and rebounds (5.5 per game) a season ago ... Averaged 9.0 ppg last year ... Scored a career-high 20 points vs. SLU last season
F			3.1	1.9	0.5	0.3	40.5	100	
4		<b>ANTAVION COLLUM</b> 6-7   224   So.   Memphis, Tenn.   Major: General Business	<b>PTS</b>	<b>REB</b>	<b>AST</b>	<b>STL</b>	<b>FG%</b>	<b>FT%</b>	<b>LAST GAME:</b> Did not play in the win over No. 10 Tennessee <b>NOTES:</b> Has played in seven games ... Changed his number after wearing No. 14 as a freshman ... Played in 22 games last season, averaging 10.2 mpg ... Scored a team-high seven points in the NIT Tip-Off championship game vs. Oklahoma State
F			0.9	1.0	0.6	0.3	50.0	0.0	
5		<b>KJ BUFFEN</b> 6-7   230   Jr.   Gainesville, Ga.   Major: Multi-Disciplinary Studies	<b>PTS</b>	<b>REB</b>	<b>STL</b>	<b>BLK</b>	<b>FG%</b>	<b>FT%</b>	<b>LAST GAME:</b> Did not play in the win over No. 10 Tennessee <b>NOTES:</b> Has started 47 of the past 49 games ... Scored a team-high 18 points vs. Wichita State ... Led team in blocks and rebounding (17th in the SEC) last year ... One of two Rebels to start all 32 games a season ago ... Two career double-doubles
F			8.6	4.3	0.9	0.7	51.4	62.2	
11		<b>MATTHEW MURRELL</b> 6-4   200   Fr.   Memphis, Tenn.   Major: Exercise Science	<b>PTS</b>	<b>REB</b>	<b>AST</b>	<b>STL</b>	<b>FG%</b>	<b>FT%</b>	<b>LAST GAME:</b> Had a team-best +/- (+12) with three points and two rebounds <b>NOTES:</b> Scored a career-high 13 points vs. UT Martin (Dec. 22) ... Highest ranked recruit in Ole Miss history (No. 39 by ESPN and 247Sports Composite) ... 2019 Under Armour Association Defensive Player of the Year at the AAU level
G			4.4	1.7	0.7	0.4	30.9	57.1	
12		<b>SHON ROBINSON</b> 6-11   220   R-Fr.   Chicago, Ill.   Major: Multi-Disciplinary Studies	<b>PTS</b>	<b>REB</b>	<b>AST</b>	<b>BLK</b>	<b>FG%</b>	<b>FT%</b>	<b>LAST GAME:</b> Did not play in the win over No. 10 Tennessee <b>NOTES:</b> Has played in six games ... Redshirted last season ... A four-star prospect and No. 85 nationally in the 2020 class by ESPN, but reclassified and became part of the 2019 class ... Averaged a double-double with 22 ppg and 12 rpg his final year
F			1.3	0.8	0.0	0.2	30.0	40.0	
14		<b>DIMENCIO VAUGHN</b> 6-5   215   Gr.   New York, N.Y.   Major: Master of Arts	<b>PTS</b>	<b>REB</b>	<b>AST</b>	<b>STL</b>	<b>FG%</b>	<b>FT%</b>	<b>LAST GAME:</b> Played one minute off the bench <b>NOTES:</b> Has played in 16 games this season ... Two-time First Team All-MAAC at Rider, scoring 1,239 (13.0 ppg) over three seasons ... Has nine double-doubles over his career ... Led Rider in scoring (14.8 ppg) last season ... Second in MAAC with 1.8 spg
G/F			1.7	1.5	0.3	0.4	35.7	38.5	
15		<b>LUIS RODRIGUEZ</b> 6-6   210   So.   Los Angeles, Calif.   Major: Sports and Rec. Admin.	<b>PTS</b>	<b>REB</b>	<b>AST</b>	<b>STL</b>	<b>FG%</b>	<b>FT%</b>	<b>LAST GAME:</b> Seven points, six rebounds with team highs in assists (4) and steals (2) <b>NOTES:</b> Fifth in SEC in steals ... Has 12 multi-steal games this season ... Team leader in rebounds ... 14 rebounds at Dayton (Dec. 19) were the most by a Rebel since 2017... First career double-double vs. UNCW with a career-high 14 points and 12 rebounds
G/F			7.6	6.4	2.1	1.8	43.0	58.1	
21		<b>ROBERT ALLEN</b> 6-8   230   Jr.   Orlando, Fla.   Major: Multi-Disciplinary Studies	<b>PTS</b>	<b>REB</b>	<b>STL</b>	<b>BLK</b>	<b>FG%</b>	<b>FT%</b>	<b>LAST GAME:</b> Fourth straight multi-steal game as well as four points and four rebounds <b>NOTES:</b> Team-best 3.73 GPA ... Nine steals last four games ... Scored 12 points with six rebounds in the win over Central Arkansas (Dec. 14) ... Averaged 12.0 ppg and 7.7 rpg to go along with 11 double-doubles over two seasons for Samford
F			3.6	2.8	0.8	0.4	50.0	60.7	
23		<b>SAMMY HUNTER</b> 6-9   225   So.   Nassau, Bahamas   Major: Sports and Rec. Admin.	<b>PTS</b>	<b>REB</b>	<b>AST</b>	<b>BLK</b>	<b>FG%</b>	<b>FT%</b>	<b>LAST GAME:</b> Brought down one rebound in five minutes off the bench <b>NOTES:</b> Has appeared in 14 games this season ... Played in 27 games, averaging 12.1 minutes per game as a freshman ... Scored a career-high eight points vs. Western Michigan last season ... Averaged 27.0 ppg and 8.0 rpg as a senior
F			1.3	1.0	0.1	0.1	40.0	50.0	
24		<b>JARKEL JOINER</b> 6-1   180   Jr.   Oxford, Miss.   Major: Multi-Disciplinary Studies	<b>PTS</b>	<b>REB</b>	<b>AST</b>	<b>STL</b>	<b>FG%</b>	<b>FT%</b>	<b>LAST GAME:</b> Scored a team-high 14 points with a career-high six steals <b>NOTES:</b> Averaging 14.5 ppg over the past six games with two 20-point games ... Leads team in FT%, ranking third in the SEC ... Six steals at Georgia (Jan. 30) is the most by an SEC player this season ... Scored 22 points against Georgia (Jan. 16)
G			10.8	2.4	1.2	1.1	39.6	84.3	
33		<b>JOHN MCBRIDE</b> 6-7   214   So.   Memphis, Tenn.   Major: Accountancy	<b>PTS</b>	<b>REB</b>	<b>AST</b>	<b>BLK</b>	<b>FG%</b>	<b>FT%</b>	<b>LAST GAME:</b> Did not play in the win over No. 10 Tennessee <b>NOTES:</b> Has played in three games this season ... Scored one point in the season opener versus Jackson State ... 2020 SEC Winter Academic Honor Roll ... Played in nine games off the bench last season, scoring three points ... Walk-on
G			0.3	0.3	0.0	0.0	0.0	50.0	

**CAREER RECORD AS A HEAD COACH (ALL DIVISIONS):**

513-301 (.630 pct. / 26 seasons)

**CAREER RECORD AS A HEAD COACH (DIVISION I):**

447-276 (.618 pct. / 23 seasons)

**COACHING HONORS**

- 1989 Big Sky Coach of the Year (league)
- 1990 Big Sky Coach of the Year (league)
- 2003 Sun Belt Coach of the Year (league)
- 2008 Sun Belt Coach of the Year (Colleg Insider.com)
- 2010 Sun Belt Coach of the Year (Colleg Insider.com)
- 2012 Sun Belt Coach of the Year (league, Colleg Insider.com)
- 2012 NABC District 24 Coach of the Year
- 2013 Sun Belt Coach of the Year (league, Colleg Insider.com)
- 2016 Daily News Journal Sportsperson of the Year
- 2017 Conference USA Coach of the Year (league)
- 2017 NABC District 11 Coach of the Year
- 2017 TSWA Coach of the Year
- 2019 Jim Phelan Award Finalist (Colleg Insider.com)
- 2019 SEC Coach of the Year (league, AP)

**COACHING CAREER**

Season	School	Position	Record/Postseason
1984-85	Southwest Mississippi CC	Head Coach	17-9
1985-86	Southwest Mississippi CC	Head Coach	22-11
1986-87	Idaho	Assistant Coach	16-14
1987-88	Idaho	Assistant Coach	19-11
1988-89	Idaho	Head Coach	25-6/NCAA First Round
1989-90	Idaho	Head Coach	25-6/NCAA First Round
1990-91	Texas A&M	Head Coach	8-21
1991-92	Chipola	Associate Head Coach	
1992-93	Chipola	Associate Head Coach	
1993-94	Chipola	Head Coach	27-5/State Semifinals
1994-95	Utah State	Associate Head Coach	21-8/NIT
1995-96	Utah State	Associate Head Coach	18-15
1996-97	Idaho	Head Coach	13-17
1997-98	LSU	Associate Head Coach	9-18
1998-99	LSU	Associate Head Coach	12-15
1999-2000	LSU	Associate Head Coach	28-6/NCAA Sweet Sixteen
2000-01	LSU	Associate Head Coach	13-16
2001-02	LSU	Associate Head Coach	19-15/NIT Second Round
2002-03	Middle Tennessee	Head Coach	16-14
2003-04	Middle Tennessee	Head Coach	17-12
2004-05	Middle Tennessee	Head Coach	19-12
2005-06	Middle Tennessee	Head Coach	16-12
2006-07	Middle Tennessee	Head Coach	15-17
2007-08	Middle Tennessee	Head Coach	17-15
2008-09	Middle Tennessee	Head Coach	18-14
2009-10	Middle Tennessee	Head Coach	19-14/CIT First Round
2010-11	Middle Tennessee	Head Coach	16-16
2011-12	Middle Tennessee	Head Coach	27-7/NIT Quarterfinals
2012-13	Middle Tennessee	Head Coach	28-6/NCAA First Four
2013-14	Middle Tennessee	Head Coach	24-9
2014-15	Middle Tennessee	Head Coach	19-17/CIT First Round
2015-16	Middle Tennessee	Head Coach	25-10/NCAA Second Round
2016-17	Middle Tennessee	Head Coach	31-5/NCAA Second Round
2017-18	Middle Tennessee	Head Coach	25-8/NIT Second Round
2018-19	Ole Miss	Head Coach	20-13/NCAA First Round
2019-20	Ole Miss	Head Coach	15-17
2020-21	Ole Miss	Head Coach	9-8

**EDUCATION:** Bachelor's (1982); Master's (1984) - Mississippi State**FASTBREAK FACTS ON KERMIT DAVIS**

- Ranks 132nd all-time in career wins and 38th among active head coaches
- One of three active coaches to be named coach of the year in four different conferences
- One of 63 coaches in college basketball history to take three different schools to the NCAA Tournament
- One of eight active head coaches to be the son of a former Division I head coach
- Nine seasons of 24 or more wins as a head coach
- Nine-time conference coach of the year
- Sixth Ole Miss coach to earn SEC Coach of the Year honors, only the second to do so in his first year
- First coach in Ole Miss history to win his first three SEC games
- Third coach in Ole Miss history to win 20 games in his first season as head coach
- Winningest head coach in Middle Tennessee history
- Winningest head coach in Sun Belt Conference history
- Coached Middle Tennessee to 179 wins in his last seven seasons, in Murfreesboro, the most by any school in the state of Tennessee during that span
- Won nine conference championships (seven regular season, two conference tournaments) at Middle Tennessee over his final nine seasons
- Coached one of the biggest upsets in NCAA Tournament history, leading No. 15 seed Middle Tennessee to a win over No. 2 seed Michigan State in the 2016 NCAA Tournament
- One year later, led Middle Tennessee back to the NCAA Tournament as a No. 12 seed, where they beat No. 5 seed Minnesota
- As a head coach, has led his teams to 14 conference championships (10 regular season, four conference tournaments)
- Serving as associate head coach, helped Utah State and LSU earn conference titles; took LSU to the Sweet 16 to conclude a 28-6 campaign
- Inducted into the Southwest Mississippi College Hall of Fame in October 2018
- Youngest Division I head coach in the nation at Idaho at age 28
- Youngest junior college coach in the nation at Southwest Mississippi at age 24
- He and his wife Betty have two daughters, Ally and Claire

\*Coach Davis' full bio can be found on OleMissSports.com





# OLE MISS HONORS

# COOLIDGE BALL

## HONORING A TRAILBLAZER: OLE MISS ERECTING STATUE OF COOLIDGE BALL

Fifty years ago, Coolidge Ball broke down walls at the University of Mississippi. On May 15, Ole Miss' first Black student-athlete will be celebrated with a life-size, bronze likeness erected in the north plaza of The Pavilion.

Designed by renowned Mississippi sculptor Kim Sessums, the statue will sit on a four-foot-tall limestone base and will include an historical marker to reflect on Ball's impact as a civil rights pioneer. The monument, which was funded with a generous gift from Bill and Lee Anne Fry, will be dedicated in a private ceremony due to COVID restrictions.

"Coolidge Ball is a trailblazer whose lasting legacy at the University of Mississippi is reflected in how he braved uncharted territory and, in doing so, helped to move the university and our state forward," said Chancellor Glenn Boyce. "As the first Black student-athlete to enroll here, Coolidge opened the door of opportunity for countless other student-athletes. This statue is a well-deserved and fitting honor that ensures his courage will always be remembered and celebrated by our university and our fans."

"Our university is forever indebted to Coolidge Ball for the courage he showed 50 years ago," said Keith Carter, Vice Chancellor for Intercollegiate Athletics. "With this strength, humility and kindness, Coolidge provided a beacon of light for our community while setting an example for generations of student-athletes, both on and off the court. We are eternally grateful to Coolidge for his contributions to civil rights and for his leadership for Ole Miss."

"I'm very grateful to be distinguished in this way," Ball said. "When I first came to campus, I never dreamed that 50 years later I would be recognized as a part of our university's history. While I'm proud of my accomplishments on the court, I'm truly honored to be viewed as someone who paved the way for future student-athletes. I'm really excited to see the statue go up and look forward to the ceremony."

On August 6, 1970, Ball signed the Rebels' last available basketball scholarship for that season. The Indianola, Mississippi, native was recruited by other schools such as Arizona State, Northwestern and New Mexico State, but his decision to attend Ole Miss opened the door for future Black student-athletes to make their way to the Oxford campus to wear the Red and Blue, not just in basketball, but other sports as well.

Ball's ground-breaking career at Ole Miss saw him earn first-team All-Southeastern Conference honors from the league coaches in 1972 and 1973. He also earned second-team All-SEC honors from the Associated Press in 1972 and 1973, was selected to the United Press International third team during all three of his varsity seasons (1972-73-74) and made the All-SEC Freshman team in 1970-71.

His first varsity season came his sophomore year when he averaged 16.8 points and 10.3 rebounds per game, while leading the team with 42 assists. He scored a career-high 30 points against Vanderbilt and LSU that season and added a career-high 19-rebound performance against Southern Miss.

Ball was instrumental in helping Ole Miss defeat SEC rivals Kentucky, Tennessee and Mississippi State in consecutive games in 1973. He scored 1,072 points during his varsity career, helped lead the Rebels to three straight winning seasons for the first time since 1936-38 and was one of the team's most respected players, earning team captain and MVP honors.

A 1975 graduate of the University of Mississippi, Ball was inducted into the Mississippi Sports Hall of Fame in 2008 and the Ole Miss Athletics Hall of Fame in 1991 and was a member of the SEC Basketball Legends Class of 2005. When the University of Mississippi celebrated its "First 100 Years of Ole Miss Basketball" in 2009, it came as no surprise when Ball was selected to the All-Century Team.

Since 1979, Ball has owned and operated Ball Sign Company, a business he started upon his return to Oxford after a four-year stint coaching basketball at Northwest Mississippi Community College.

Ball and his wife, Ruth, have two children, Telitha and Anthony. Telitha lives in Desoto County, while Anthony resides in Arkansas and has two sons, Mason and Marion.

**OLE MISS QUICK FACTS**

**Name**...Ole Miss (The University of Mississippi)  
**Nickname**..... Rebels  
**Location**..... Oxford, Mississippi  
**Founded**..... November 6, 1848  
**Enrollment**..... 21,676  
**School Colors**..... Cardinal Red and Navy Blue  
**Mascot**..... Tony the Landshark  
**Chancellor**..... Dr. Glen Boyce  
**Faculty Representative**..... Dr. Ron Rychlak  
**Athletics Director**..... Keith Carter  
**Conference**..... Southeastern (SEC)  
**2019-20 Record**..... 15-17  
**SEC Record/Finish**..... 6-12/12th SEC  
**Postseason**..... N/A  
**Lettermen Returning/Lost**..... 8/6  
**Starters Returning/Lost**..... 4/2  
**Newcomers**..... 6

**MEDIA SERVICES**

**CREDENTIALS**

New this year, due to COVID-19 protocols, all credentials will be handled on a single-game basis. Therefore, even though you plan to cover all or the majority of the games, you must request credentials for each game. Credential requests must be made at least 48 hours in advance of tipoff for each game. Please email Adam Kuffner (kuffner@olemiss.edu) to request men's basketball game credentials.

Priority will be given to media representatives that cover Ole Miss Basketball on a regular basis. Credentials will be held at the will call table located at the media entrance (concourse level connected to the parking garage, southwest corner of The Pavilion at Ole Miss). Media will call will open one hour prior to tipoff. Upon arrival, media members must remain on the concourse level (elevator Level C). Access to the floor level will be prohibited. Credentials are non-transferable. Unauthorized use is strictly prohibited.

**INTERVIEW POLICY**

All interview requests — coaches and players — **MUST** be coordinated through the Communications Office. During the week, head coach Kermit Davis and selected student-athletes will generally be available for interviews on non-gamedays once per week, unless arranged otherwise. There will be no gameday player interviews until after the game. All interview sessions (non-gameday) will take place via Zoom. To gain access to the weekly interview Zoom calls, contact Adam Kuffner.

**WORKING PRESS AREA**

The media workroom will NOT be available for media this season. All media members in attendance will be required to work from the media seating area in the southwest corner of The Pavilion. Media seating capacity is greatly reduced, and as a result, media may be limited to one credential per outlet. Media seating will be socially distanced, and media members must wear a face covering at all times, included when at their seat.

**PARKING**

Media parking is located in the parking garage. Media members are encouraged to park on level two or above before taking the elevator to the concourse level (Level C). Just like with credentials, parking will be on a game-by-game basis.

**POSTGAME INTERVIEWS**

All postgame interviews this season will take place via Zoom. Similar to football, a Zoom link for the press conference will be available through a media page on OleMissSports.com. Only approved media will be permitted live access to the Zoom links, and a replay of the sessions will be distributed to media outlets afterwards. Press conferences may not be broadcast live, including Facebook Live and related platforms.

**SEC LEADERS**

- The Rebels rank second in scoring defense (62.2), turnover margin (+3.2) and turnovers forced per game (17.0).  
 - Ole Miss is allowing 65.9 ppg in conference games, second in the SEC, which includes holding three SEC foes to 50 points or less.  
 - **Jarkel Joiner** is the conference's third-best free throw shooter, making 84.3 percent of his attempts.  
 - **Devontae Shuler** ranks third in the SEC with a 1.6 assist/turnover ratio.  
 - **Luis Rodriguez** ranks fifth in steals, averaging 1.8 per game.  
 - Shuler is the SEC's active leader in career points (1,160), career steals (171) and career assists (299).

**SCOUTING THE TIGERS**

- Auburn enters Saturday's matchup with a 10-9 (4-6 SEC) record following back-to-back losses to No. 2 Baylor (84-72) and Georgia (91-86).  
 - The Tigers lead the nation with 117 blocks on the season (6.2 per game).  
 - Auburn leads the SEC with 15.5 assists per game.  
 - Freshman Sharife Cooper leads Auburn in scoring, averaging 21.0 ppg through the eight contests he has appeared in this season.  
 - Allen Flanigan (13.9 ppg), Justin Powell (11.7 ppg) and Jaylin Williams (11.0) also average double figures.  
 - Bruce Pearl is in his seventh season as the Tigers' head coach.

**SERIES HISTORY**

Auburn leads the all-time series 77-63, but the Rebels have won 13 and the past 17 over the Tigers and 16 of the past 22. Prior to Auburn sweeping Ole Miss in 2018, the Rebels had a 10-game winning streak in the series. It was the longest in school history against an SEC foe, bettering a pair of eight-game streaks against LSU and Mississippi State. During the winning streak, five of the Rebels' victories occurred in Oxford, four in Auburn and one at the SEC Tournament (2012). Ole

**COMPARING THE TEAMS**

Statistic	Ole Miss	Auburn
Scoring Offense	68.1	78.8
Scoring Defense	62.2	75.7
Scoring Margin	+5.9	+3.1
Field Goal Pct.	.436	.452
Opp. Field Goal Pct.	.415	.432
3-Point Pct.	.277	.329
Opp. 3-Point Pct.	.367	.310
Free Throw Pct.	.660	.696
Rebounds Per Game	36.8	39.1
Opp. Rebounds Per Game	33.1	35.8
Rebound Margin	+3.6	+3.3
Assists Per Game	12.5	15.5
Turnovers Per Game	13.8	16.4
Opp. Turnovers Per Game	17.0	14.3
Turnover Margin	+3.2	-2.1
Steals Per Game	8.4	6.6
Blocks Per Game	3.9	6.2

**OLE MISS REBEL ROSTER**

No.	Name	Pos.	Ht.	Wt.	Yr.	Hometown (High School/Other School)
0	Romello White	F	6-8	235	Gr.	Atlanta, Ga. (Arizona State)
1	Austin Crowley	G	6-5	195	So.	West Point, Miss. (Sunrise Christian Academy (Kan.))
2	Devontae Shuler	G	6-2	185	Sr.	Irmo, S.C. (Oak Hill Academy)
3	Khadim Sy	F	6-10	238	Sr.	Dakar, Senegal (Daytona State)
4	Antavion Collum	F	6-7	230	So.	Memphis, Tenn. (Bartlett)
5	KJ Buffen	F	6-7	230	Jr.	Gainesville, Ga. (Gainesville)
11	Matthew Murrell	G	6-4	200	Fr.	Memphis, Tenn. (IMG Academy)
12	Shon Robinson	F	6-11	220	R-Fr.	Chicago, Ill. (Eduprize (Ariz.))
14	Dimencio Vaughn	G/F	6-5	215	Gr.	New York, N.Y. (Rider)
15	Luis Rodriguez	G/F	6-6	210	So.	Los Angeles, Calif. (Woodstock Academy (Conn.))
21	Robert Allen	F	6-8	230	Jr.	Orlando, Fla. (Samford)
23	Sammy Hunter	F	6-9	225	So.	Nassau, Bahamas (B.C. Christian Academy (Canada))
24	Jarkel Joiner	G	6-1	180	Jr.	Oxford, Miss. (CSU Bakersfield)
33	John McBride	G	6-7	214	So.	Memphis, Tenn. (Memphis University School)

**Head Coach:**

Kermit Davis (Mississippi State, 1982), Third Season

**Assistant Coaches:**

Win Case (University of Science and Arts of Oklahoma, 1986), Third Season

Ronnie Hamilton (Duke, 2002), Third Season

Levi Watkins (NC State, 2005), Third Season

**Coordinator of Basketball Operations:** Thomas Gray

**Coordinator of Video Services:** Nathan Dye

**Athletic Trainer:** Andrew Beyke

**Strength & Conditioning Coach:** Riley Allen

**PRONUNCIATIONS**

<b>KJ BUFFEN</b>	BUFF-en
<b>ANTAVION</b> Collum	an-TAY-vee-on
Austin <b>CROWLEY</b>	CROW-lee
<b>DEVONTAE SHULER</b>	duh-VON-tay SHOO-ler
<b>KHADIM SY</b>	huh-DEEM SEE
<b>DIMENCIO</b> Vaughn	deh-MEN-see-oh
<b>ROMELLO</b> White	row-MELLO

Miss avenged the 2018 series with a sweep of its own in 2019, beating the Tigers twice before they made their run to the Final Four. The Rebels won the first matchup of the season 72-61, protecting Craddock Court exactly one month ago (Jan. 6).

#### NUGGETS FROM LAST MONTH'S WIN OVER AUBURN

- Ole Miss beat Auburn 72-61 in its SEC home opener (Jan. 6), beating the Tigers for the 13th time in the past 17 matchups.
- The Rebel bench outscored Auburn's bench 34-9.
- **Devontae Shuler** dished out 10 assists, the most by a Rebel since Jarvis Summers had 10 in the NCAA Tournament First Four game versus BYU (March 17, 2015).
- **Khadim Sy** scored a team-high 13 points off the bench; Sy had 13 points on the season entering the game.
- Sy went 3 for 3 from beyond the arc for a new career high in threes made; he came into the game 8 of 29 (27.6 percent) for his career.
- **Austin Crowley** brought down a team-high 10 rebounds off the bench, easily passing his previous career high of four; he also added a career-high four steals.
- Freshman **Matthew Murrell** made his first career start.

#### NO. 2 AGAINST AUBURN

**Devontae Shuler** has had some of his biggest games against Auburn. He averages 12.4 ppg when facing the Tigers, his best career scoring average against any SEC team. Over the past three seasons (five games), the guard has averaged 13.0 ppg versus Auburn. Going against the Tigers last season in The Pavilion, Shuler put the team on his back, playing 48 minutes and scoring 26 points (a career high at the time) in a double overtime thriller.

#### DOWN GOES NO. 10

The top two scoring defenses in the SEC put on a clinic Tuesday evening (Feb. 2). Late heroics and a lockdown zone defense allowed Ole Miss to erase an 11-point second half deficit and upset the No. 10 ranked Tennessee Volunteers 52-50 at The Pavilion. Here are some highlights from the big victory.

- Ole Miss picked up its third top 15 win under **Kermit Davis**.
- The Rebels snapped a five-game losing skid to the Volunteers.
- Tennessee became the fifth Ole Miss opponent to score 50 points or less this season.
- The Rebels improved to 8-0 when limiting opponents to under 40 percent shooting from the field.
- Ole Miss kept Tennessee without a field goal from 13:09 in the second half to 42 seconds left in the game, a span of 12:27.
- The Rebels forced at least 15 turnovers for the 14th time this season.
- Ole Miss held Tennessee to 5 of 20 (25.0 percent) from the field in the second half.
- The Rebels outscored the Vols 30-10 in the paint.
- **Romello White's** 14 points were his most in a game since scoring 20 in the SEC opener at Alabama (Dec. 29).
- **Luis Rodriguez** produced his 12th multi-steal game of the season, including his third straight.
- **Robert Allen** recorded his fourth consecutive multi-steal game.
- It was Ole Miss' first single-digit win of the season; the other eight have been by at least 11 points.

#### WINS OVER TOP 15 TEAMS

After Tuesday's victory over No. 10 Tennessee, the Rebels have beaten three top 15 teams under **Kermit Davis**. The other upsets happened in back-to-back games during the 2018-19 season. Ole Miss first knocked off No. 10 Auburn at home, 82-67 (Jan. 9, 2019), before going on the road to upset No. 14 Mississippi State 81-77 (Jan. 12, 2019). The two top 15 victories in Davis' first season vaulted Ole Miss into the top 25 for the first time in six years.

#### LOCKDOWN DEFENSE

Head coach **Kermit Davis** loves a team that plays good defense with toughness. The Rebels have put up some historical defensive numbers so far this season, while ranking 18th in turnovers forced (17.0 per game), 22nd in total steals (143) and 23rd nationally in scoring defense (62.2).

- With wins over Mississippi State (64-46) and Texas A&M (61-50), held SEC opponents to 50 points or less in back-to-back games for the first time since 1980
- Five games surrendering 50 points or less (first time since 2003-04 season)
- Has limited three SEC foes to 50 points or less, the first Ole Miss team since the 2000-01 Rebels that set a school record for wins (27) and advanced to the Sweet 16
- Kept first four opponents under 60 points, accomplishing the feat for the first time since the 1944-45 season (76 years)
- Fewest points allowed (316) over the first six games of the season since the 1980-81 campaign (307)

#### DYNAMIC DUO

The dynamic duo of **Jarkel Joiner** and **Devontae Shuler** has scored 195 of the team's 371 points (52.6 percent) over the past six games. Shuler is averaging 18.0 ppg with Joiner adding 14.5 ppg during the stretch. The pair put together 20-point games against Georgia (Jan. 16), season highs for both guards. Shuler led the way with 24 points, while Joiner

## BY THE NUMBERS

### The Rebels' record is ...

- Overall. . . . . 9-8
- SEC Games . . . . . 4-6
- Streak . . . . . W1
- Overtime . . . . . 0-0
- Home Overall (SEC) . . . . . 7-3 (3-2)
- Road Overall (SEC) . . . . . 2-5 (1-4)
- Neutral Games. . . . . 0-0
- vs. Ranked Opponents. . . . . 1-0

- Day Games . . . . . 3-3
- Night Games (6 p.m. or later local) . . . . . 5-5
- November Games . . . . . 0-0
- December Games . . . . . 5-2
- January Games . . . . . 3-6
- February Games . . . . . 1-0
- March Games . . . . . 0-0

- Monday Games . . . . . 1-0
- Tuesday Games . . . . . 3-2
- Wednesday Games. . . . . 2-1
- Thursday Games . . . . . 1-0
- Friday Games. . . . . 0-0
- Saturday Games . . . . . 2-5
- Sunday Games. . . . . 0-0

- Red Jerseys . . . . . 1-3
- Navy Jerseys . . . . . 0-2
- White Jerseys. . . . . 6-2
- White Throwback Jerseys. . . . . 1-0
- Powder Blue Jerseys . . . . . 1-1

### Rebels' record when ...

- Leading at the half . . . . . 6-2
- Tied at the half . . . . . 0-0
- Behind at the half . . . . . 1-6

- Scores 90 points or more . . . . . 1-0
- Scores 80-89 points . . . . . 1-0
- Scores 70-79 points . . . . . 3-2
- Scores less than 70 points . . . . . 4-6

- Out-rebounds opponent . . . . . 6-4
- Out-rebounded by opponent . . . . . 3-4
- Ties opponents in rebounds . . . . . 0-0

- Shoots 50 percent or better . . . . . 3-1
- Shoots between 40-49 percent . . . . . 4-3
- Shoots under 40 percent . . . . . 2-4
- Shoots 40 percent or better from 3-pt. . . . . 2-1
- Shoots between 30-40 percent from 3-pt. . . . . 2-4
- Shoots under 30 percent from 3-pt. . . . . 5-3
- Shoots 70 percent or better from FT line . . . . . 4-2
- Shoots 60-69 percent from FT line . . . . . 5-3
- Shoots under 60 percent from FT line. . . . . 0-3
- Opp. shoots 50 percent or better . . . . . 0-4
- Opp. shoots 40-49 percent . . . . . 1-4
- Opp. shoots under 40 percent. . . . . 8-0
- Opp. shoots 40 percent or better from 3-pt. . . . . 2-6
- Opp. shoots between 30-40% from 3-pt. . . . . 2-2
- Opp. shoots under 30 percent from 3-pt. . . . . 5-0
- Commits 15 turnovers or more . . . . . 5-5
- Commits less than 15 turnovers . . . . . 4-3
- Forces 15 turnovers or more . . . . . 8-6
- Forces less than 15 turnovers. . . . . 1-12
- Has less (or same) turnovers than opp. . . . . 8-6

## OLE MISS IN NCAA/SEC STATS

## TOP 100

	SEC	NCAA	Category (as of 2/5/21)
Ole Miss	8	84	Blocks (3.9)
Ole Miss	6	95	FG% Defense (41.5)
Ole Miss	9	89	FT Attempts (321)
Ole Miss	5	39	Offensive Rebounds (12.4)
Ole Miss	3	89	Rebound Margin (+3.6)
Ole Miss	2	23	Scoring Defense (62.2)
Ole Miss	3	33	Steals (8.4)
Ole Miss	8	53	Total Blocks (66)
Ole Miss	7	75	Total Rebounds (625)
Ole Miss	4	22	Total Steals (143)
Ole Miss	2	41	Turnover Margin (+3.2)
Ole Miss	2	18	Turnovers Forced (17.0)
Joiner	3	81	FT% (84.3)
Rodriguez	5	96	Steals (1.8)
Shuler	4	52	Total FG Attempts (222)
Rodriguez	3	48	Total Steals (30)
Shuler	4	59	Total Steals (29)

## SEC STATS

	SEC	Category (as of 2/6/21)
Ole Miss	12	Scoring Offense (68.1)
Ole Miss	2	Scoring Defense (62.2)
Ole Miss	6	Scoring Margin (+5.9)
Ole Miss	12	FT% (66.0)
Ole Miss	10	FG% (43.6)
Ole Miss	6	FG% Defense (41.5)
Ole Miss	14	3FG% (27.7)
Ole Miss	14	3FG% Defense (36.7)
Ole Miss	10	Rebounding Off. (36.8)
Ole Miss	4	Rebounding Def. (33.1)
Ole Miss	3	Rebounding Margin (+3.6)
Ole Miss	8	Blocks (3.9)
Ole Miss	11	Assists (12.5)
Ole Miss	3	Steals (8.4)
Ole Miss	2	Turnover Margin (+3.2)
Ole Miss	9	Assist/Turnover Ratio (0.9)
Ole Miss	5	Offensive Rebounds (12.4)
Ole Miss	12	Defensive Rebounds (24.4)
Ole Miss	4	Def. Rebound% (73.2)
Ole Miss	5	Off. Rebound% (33.8)
Ole Miss	14	3FG Made (5.2)
Shuler	10	Scoring (14.9)
Rodriguez	11	Rebounding (6.4)
Shuler	7	Assists (3.5)
Joiner	3	FT% (84.3)
Rodriguez	5	Steals (1.8)
Shuler	6	Steals (1.7)
Shuler	10	3FG Made (1.9)
Shuler	3	Assist/Turnover Ratio (1.6)
Rodriguez	10	Def. Rebounds (4.6)
Shuler	9	Minutes (31.8)

added 22. In a rivalry road contest, Shuler's game-high 22 points, along with Joiner's 12 points, allowed Ole Miss to cruise to a 64-46 victory over Mississippi State (Jan. 19). The roles were reversed against Texas A&M (Jan. 23) with Joiner leading the way. The Oxford, Mississippi, native tallied 21 points, while Shuler was close behind with 17 points in the 61-50 win.

## 1K REBELS

Ole Miss is the only team in the country to have four 1,000-point scorers on its roster. **Jarkel Joiner** (1,029) was the latest Rebel to join the club with one of his first half jumpers at Arkansas (Jan. 27). **Devontae Shuler** (1,160) and **Romello White** (1,097) both cracked four digits in the SEC opener at Alabama (Dec. 29). **Dimencio Vaughn** (1,266) is the team's active leader in career points after recording 1,239 during his time at Rider.

## RISING UP THE CAREER CHARTS

Playing in 114 games as a Rebel, senior guard **Devontae Shuler** continues to climb his way up the program record books. He already ranks top 10 in two categories and is one three-pointer away from cracking his third top 10.

Career Record	Shuler	Rank	Next Up	Record Holder
Steals	171	5th	4th - Jason Harrison (172)	Jason Smith (211)
3FG Attempted	463	9th	8th - Stefan Moody (494)	Chris Warren (900)
3FG Made	157	11th	10th - Todd Abernethy (158)	Chris Warren (334)
Assists	299	--	10th - Eniel Polynice (319)	Sean Tuohy (830)
Points	1,160	30th	30th - Rahim Lockhart (1,160)	John Stroud (2,328)

## WINNING BIG

When the Rebels win, they win big.

- Eight of the team's nine victories this season have been by double digits with an average margin of victory of 19.7 points.
- Dating back to last season, 20 of the 24 wins are double-digit victories.

## SHULER TAKES COMMAND

With All-SEC guards Terence Davis and Breein Tyree graduated and both continuing their careers in the Toronto Raptors organization, **Devontae Shuler** has become the Rebels' leader. Shuler paces the team in scoring (14.9 ppg) and assists (3.5 per game), while producing five 20-point games so far this season. His 1.6 assist/turnover ratio ranks third in the SEC. In the win over Auburn (Jan. 6), Shuler's career-high 10 assists were the most by a Rebel since Jarvis Summers dished out 10 in the NCAA Tournament win over BYU (March 17, 2015). He scored a season-high 24 points against Georgia (Jan. 16) and followed up that performance with 22 points to lead the Rebels to a rivalry victory over MSU (Jan. 19).

## HOMETOWN REB

No matter what his role is, starting in the backcourt or providing a spark off the bench, **Jarkel Joiner** makes an impact for his hometown team. In his first season in an Ole Miss uniform, the Oxford, Mississippi native has bumped his scoring average to 12.6 ppg during conference games, second only to fellow guard **Devontae Shuler** (14.4 ppg). He ranks third in the SEC in free throw shooting, making 84.3 percent of his attempts. Joiner came off the bench in the first four SEC contests before starting against Georgia (Jan. 16), leading to his best game as a Rebel. Knocking down 9 of 17 from the floor, Joiner helped lead a second half comeback that ultimately fell short. His effort concluded with a season-high 22 points. In the win over MSU (Jan. 19), his first game in the rivalry, Joiner helped lead Ole Miss to victory with 12 points, five rebounds, two assists, two steals and a career-high two blocks. He followed that performance with a game-high 21 points in a win over Texas A&M (Jan. 23), his second 20-point night over a three-game stretch. Last week at Arkansas (Jan. 27), Joiner knocked down a jumper with eight minutes left in the first half to put him over 1,000 points for his career.

## SHULER STEALS

Senior **Devontae Shuler** is rising up the program's all-time steals list with 171 career steals. Getting two steals against Auburn (Jan. 6), he passed Gerald Glass (159) to move into fifth in Ole Miss history. Averaging 1.7 steals per game, Shuler ranks sixth in the SEC. He is one steal away from tying Jason Harrison for fourth in Ole Miss history. After finishing second on the team in steals as a freshman (32), Shuler produced 56 steals his second year in Oxford, the most ever by an Ole Miss sophomore and seventh-most by any Rebel in a single season. He led the team last year as well, compiling 54 (1.7 per game) throughout the 2019-20 campaign.

## MELLO'S WORLD

Graduate transfer **Romello White** has brought his toughness and physicality to Oxford, dominating the post. The Arizona State transfer is averaging 10.0 ppg and 5.5 rpg. White has been a force down low, making 63 of his 97 attempts for a 64.9 percent clip. With 19 blocks over 17 games, White leads Ole Miss in blocks. Earning his first start as a Rebel, he made seven of his eight shot attempts on his way to a game-high 20 points versus UNCW (Dec. 12). It was the fourth

20-point game of White's collegiate career and the first since February 4, 2018 (at Washington State) when he was a freshman at Arizona State. In his first SEC Game, at Alabama (Dec. 29), White had his best game as a Rebel with team highs in points (20) and rebounds (11). It marked the 17th double-double of his career, his first in an Ole Miss uniform.

#### LUIS GOT GAME

After going one full year without playing (season-ending foot injury on November 27, 2019), **Luis Rodriguez** has returned to become a leader for the Rebels. The Los Angeles, California, native paces the team in rebounds (6.4 per game) and steals (1.8 per game). He is fifth in the SEC in steals with the help of 12 multi-steal games. In the win over UNCW (Dec. 12), Rodriguez produced his first career double-double with 14 points and 12 rebounds. He pulled down a career-high 14 rebounds at Dayton (Dec. 19), the most by a Rebel since Sebastian Saiz pulled down 15 in the NIT quarterfinals versus Georgia Tech (March 21, 2017).

#### YEAR THREE OF THE DAVIS ERA

**Kermit Davis** is in his third season at the helm of Ole Miss Basketball. A nine-time conference coach of the year, Davis is 38th among active Division I head coaches with 447 career wins over 23 seasons, including stints at MT, Idaho and Texas A&M. In 26 seasons as a college basketball head coach, he has amassed 513 wins. Davis wasted no time making an impact in Oxford. With the Rebels coming off a last-place finish in 2017-18, the media picked Ole Miss to land at the bottom of the SEC standings again in 2018-19. However, the Rebels posted a 20-13 record to earn a spot in the NCAA Tournament for the first time in four years. With a return to March Madness for the sixth time in his career, Davis joined a list of 63 coaches in college basketball history to take three different schools to the NCAA Tournament. Davis was named SEC Coach of the Year by his peers and the Associated Press, earning conference coach of the year accolades for the ninth time in his career. He became just the third active coach (Dana Altman, Bob Huggins) to be named coach of the year in four different conferences.

#### NEXT ON THE HARDWOOD

With the stretch of playing three of four games on the road coming to an end, Ole Miss returns home to face another nationally ranked opponent. The Rebels begin a home-and-home series with No. 17 Missouri (Feb. 10). Tipoff from The Pavilion is set for 8 p.m. on SEC Network.

#### PROTECTING CRADDOCK COURT

Winning at home has been a trademark at Ole Miss. Over the past 15 seasons, the Rebels are 173-55 (.759 win pct.) in home games. In five-plus seasons (opened January 2016) playing in the \$96.5 million Pavilion at Ole Miss, the Rebels hold a 60-29 (.674) advantage against the opposition. Ole Miss has won 298 of its last 385 games (.774 win pct.) in Oxford dating back to the 1996-97 campaign. Under head coach **Kermit Davis**, the Rebels are 30-13 (.698 win pct.) at home.

#### PAVILION ATTENDANCE

In accordance with the State of Mississippi's most recent executive order in response to COVID-19, capacity at The Pavilion at Ole Miss has been reduced to 10 percent for Rebel basketball games.

#### THROWBACK UNIFORMS

Ole Miss donned some special throwback uniforms in the win over Texas A&M (Jan. 23), honoring the 2000-01 team and its 20th anniversary of a run to the Sweet 16. Led by SEC Coach of the Year Rod Barnes along with All-SEC honorees Jason Harrison, Rahim Lockhart and Justin Reed, the Rebels went 27-8 to set a school record for wins in a single season. That mark included an 11-5 record in conference play for an SEC Western Division title. In the Big Dance, Ole Miss narrowly escaped past Iona 72-70 before upsetting No. 19 Notre Dame 59-56. Trailing to the Fighting Irish with 48 seconds to go and the shot clock winding down, Harrison nailed a three to give the Rebels the lead for good to put them in the Sweet 16 for the first time ever. The team's run ended with a loss to Arizona, the eventual national runner-up.

#### INSIDE THE RIVALRY VICTORY

Ole Miss had a big road win over rival Mississippi State last week (Jan. 19). Here are some other notable nuggets from the 64-46 victory.

- Ole Miss beat MSU for the 11th time in the past 15 matchups.
- The 46 points were the fewest the Rebels have allowed in the rivalry since Feb. 25, 1995.
- It was also the fewest Ole Miss has allowed in an SEC game since Feb. 6, 2004 (55-45 win over Arkansas).
- It was just the 12th time over the past 20 seasons that the Rebels kept an SEC opponent under 50 points, including just the third time it happened on the road.
- **Devontae Shuler** scored 22 points, his 11th career 20-point game and fifth of the season.
- **Dimencio Vaughn** scored seven points off the bench, his most as a Rebel.
- Shuler recorded three steals, his fourth game this season with at least three steals.
- The win marked the sixth time since 2010 the Rebels won an SEC road game by at least 15 points, including the second under **Kermit Davis**.

## CAREER RECORDS WATCH

### SCORING

1. 2,328 John Stroud (110 games, 1977-80)
2. 2,078 Joe Harvell (114 games, 1990-93)
3. 2,021 Chris Warren (115 games, 2008-11)
4. 1,822 Carlos Clark (118 games, 1980-83)
5. 1,805 Elston Turner (113 games, 1978-81)
6. 1,797 Breein Tyree (130 games, 2017-Pres.)
7. 1,785 Justin Reed (122 games, 2001-04)
8. 1,682 Keith Carter (117 games, 1996-99)
9. 1,629 Jarvis Summers (134 games, 2012-15)
10. 1,601 Joe Gibbon (86 games, 1954-57)
11. 1,564 Gerald Glass (60 games, 1989-90)
12. 1,553 Don Kessinger (70 games, 1962-64)
13. 1,512 Terence Davis (121 games, 2016-19)
14. 1,505 Aaron Harper (123 games, 2001-04)
15. 1,476 Murphy Holloway (132 games, 2009-13)
16. 1,428 Ansu Sesay (110 games, 1995-98)
17. 1,421 Eric Laird (110 games, 1982-85)
18. 1,384 Jack Waters (71 games, 1959-61)
19. 1,375 Tim Jumper (109 games, 1988-91)
20. 1,313 Cob Jarvis (68 games, 1952-54)
21. 1,294 Stefan Moody (65 games, 2015-16)
22. 1,293 Marshall Henderson (66 games, 2013-14)
23. 1,286 Jason Smith (118 games, 1996-99)
24. 1,274 Zach Graham (135 games, 2008-11)
25. 1,273 Sebastian Saiz (129 games, 2014-17)
26. 1,259 B.L. "Country" Graham (76 games, 1936-38)
27. 1,232 Dwayne Curtis (90 games, 2005-08)
28. 1,216 Walter Actwood (103 games, 1974-77)
29. 1,201 Rod Barnes (103 games, 1985-88)
30. 1,160 Rahim Lockhart (123 games, 1998-2001)
- 1,160 Devontae Shuler (114 games, 2018-Pres.)**
32. 1,159 Ken Turner (73 games, 1967-69)
33. 1,137 Jack Marshall (105 games, 1946-50)
34. 1,130 Joe Ayers (112 games, 1984-87)
35. 1,105 Fred Cox (76 games, 1972-74)
36. 1,095 Terrance Henry (132 games, 1999-2002)
37. 1,072 Coolidge Ball (76 games, 1972-74)
38. 1,066 Jason Harrison (132 games, 1999-2002)
39. 1,046 Ron Coleman (71 games, 1968-70)
40. 1,040 Denver Brackeen (42 games, 1954-55)

### 3-POINT FIELD GOALS MADE

1. 334 Chris Warren (115 games, 2008-11)
2. 278 Aaron Harper (123 games, 2001-04)
3. 267 Marshall Henderson (66 games, 2013-14)
4. 249 Keith Carter (117 games, 1996-99)
5. 214 Joe Harvell (114 games, 1990-93)
6. 206 Breein Tyree (130 games, 2017-Pres.)
7. 181 Stefan Moody (65 games, 2015-16)
8. 176 Terence Davis (121 games, 2016-19)
9. 163 Jason Harrison (132 games, 1999-2002)
10. 158 Todd Abernethy (122 games, 2004-07)
- 11. 157 Devontae Shuler (114 games, 2018-Pres.)**

### 3-POINT FIELD GOALS ATTEMPTED

1. 900 Chris Warren (115 games, 2008-11)
2. 771 Marshall Henderson (66 games, 2013-14)
3. 720 Aaron Harper (123 games, 2001-04)
4. 686 Keith Carter (117 games, 1996-99)
5. 581 Breein Tyree (130 games, 2017-Pres.)
6. 528 Joe Harvell (114 games, 1990-93)
7. 519 Terence Davis (121 games, 2016-19)
8. 494 Stefan Moody (65 games, 2015-16)
- 9. 463 Devontae Shuler (114 games, 2018-Pres.)**
10. 454 Jason Harrison (132 games, 1999-2002)

### STEALS

1. 211 Jason Smith (118 games, 1996-99)
2. 194 Murphy Holloway (132 games, 2009-13)
3. 179 Eric Laird (110 games, 1982-85)
4. 172 Jason Harrison (132 games, 1999-2002)
- 5. 171 Devontae Shuler (114 games, 2018-Pres.)**
6. 159 Gerald Glass (60 games, 1989-90)
7. 157 Joe Ayers (112 games, 1984-87)
8. 155 Elston Turner (113 games, 1979-81)
9. 154 Rod Barnes (103 games, 1985-88)
10. 148 Rahim Lockhart (123 games, 1998-2001)



## LATE START

Due to the COVID-19 pandemic, the start of the college basketball season was pushed back to November 25. Then, the virus hit the Rebels, forcing the cancellation of the Justin Reed Ole Miss Classic (Nov. 25-27) as well as a matchup against Memphis (Dec. 5). The program paused team activities until December 7. When the Rebels tipped off their season Dec. 10, Ole Miss was the final Power 5 team (ACC, Big Ten, Big 12, Pac-12, SEC) to start its season. Ole Miss wasted no time in getting games in, playing four over a one-week span. The Rebels' first six games were over 13 days.

## NUGGETS FROM THE WIN OVER UT MARTIN - DEC. 22

- The Rebels' 47-point win was the largest margin of victory since a 92-45 victory over Morris Brown (Nov. 28, 2001).
- Ole Miss held a 45-21 advantage on the glass; the +24 rebounding margin was the best since a +25 rebounding margin exactly 12 years ago (Dec. 22, 2008 vs. Florida A&M).
- UT Martin's 43 points tied for the fewest allowed by the Rebels under **Kermit Davis**, matching his Ole Miss coaching debut (Nov. 8, 2019 against Arkansas State).
- The Rebels shot a season-best 59.3 percent from the floor, while making a season-high nine threes.
- Ole Miss scored a season-high 47 points in the first half, building a 28-point lead.
- **KJ Buffen** and **Jarkel Joiner** scored in double figures for the third straight game, tallying a game-high 16 points apiece (season highs for both Rebels).
- **Matthew Murrell** scored a career-high 13 points off the bench.
- **Austin Crowley** matched his career high in points with 11.

## DOMINATING DEFENSE

Ole Miss put together a dominating defensive performance in the victory over UT Martin (Dec. 22), holding the Skyhawks to 43 points. It tied for the lowest opposing output by a **Kermit Davis**-coach Ole Miss squad alongside last season's opener versus Arkansas State (43). The 43 points were tied for the fifth-fewest by an Ole Miss opponent over the last 21 years, and it marked the 14th time the Rebels held an opponent to 45 points or less during that span, including the second this season.

Points	Opponent	Date
33	LSU	Feb. 7, 2001
38	Southern	Nov. 20, 2014
38	Arkansas-Pine Bluff	Dec. 28, 2002
41	Nicholls	Jan. 3, 2009
<b>43</b>	<b>UT Martin</b>	<b>Dec. 22, 2020</b>
43	Arkansas State	Nov. 8, 2019
43	Nicholls	Dec. 15, 2005

## SEC STANDINGS

	Feb. 6				
	SEC	GB	Overall	Pct.	Streak
Alabama	10-0	--	15-4	.789	W1
Missouri	5-3	4.0	12-3	.800	W2
Arkansas	6-4	4.0	14-5	.737	W1
Florida	6-4	4.0	10-5	.667	L1
LSU	6-4	4.0	11-6	.647	L2
Tennessee	5-4	4.5	12-4	.750	L1
Kentucky	4-5	5.5	5-11	.313	L2
South Carolina	3-4	5.5	5-6	.455	W1
Ole Miss	4-6	6.0	9-8	.529	W1
Georgia	4-6	6.0	11-6	.647	W2
Auburn	4-6	6.0	10-9	.526	L2
Mississippi St.	4-6	6.0	10-9	.526	L1
Texas A&M	2-6	6.5	8-7	.533	W1
Vanderbilt	1-6	7.0	5-8	.385	W1

## ASSOCIATED PRESS POLL

	Feb. 1		
Rank	Team	Record	Points
1	Gonzaga (61)	17-0	1,597
2	Baylor (3)	16-0	1,539
3	Villanova	11-1	1,458
4	Michigan	13-1	1,402
5	Houston	15-1	1,348
6	Texas	11-3	1,228
7	Ohio State	14-4	1,133
8	Iowa	12-4	1,079
9	Oklahoma	11-4	966
<b>10</b>	<b>Alabama</b>	<b>14-4</b>	<b>958</b>
<b>11</b>	<b>Tennessee</b>	<b>12-3</b>	<b>869</b>
12	Illinois	11-5	850
13	Texas Tech	12-5	797
14	Virginia	11-3	752
15	Creighton	13-4	732
16	Virginia Tech	13-3	718
17	West Virginia	11-5	669
<b>18</b>	<b>Missouri</b>	<b>11-3</b>	<b>589</b>
19	Wisconsin	13-5	452
20	Florida State	10-3	393
21	UCLA	13-3	260
<b>22</b>	<b>Florida</b>	<b>10-4</b>	<b>196</b>
23	Kansas	11-6	171
24	Purdue	12-6	130
25	Drake	16-0	117

**Receiving Votes:** Oklahoma State 111; USC 57; Loyola Chicago 52; Minnesota 42; Xavier 25; Boise State 23; St. Bonaventure 19; Belmont 11; St. Louis 11; Toledo 9; Oregon 8; Colorado 8; San Diego State 6; UConn 5; Louisville 4; North Carolina 3; Georgia Tech 2; Rutgers 1.

## USA TODAY COACHES POLL

	Feb. 1		
Rank	Team	Record	Points
1	Gonzaga (28)	17-0	796
2	Baylor (4)	16-0	772
3	Villanova	11-1	735
4	Michigan	13-1	690
5	Houston	15-1	660
6	Texas	11-3	610
<b>7</b>	<b>Alabama</b>	<b>14-4</b>	<b>495</b>
8	Iowa	12-4	490
9	Ohio State	14-4	478
<b>10</b>	<b>Tennessee</b>	<b>12-3</b>	<b>446</b>
11	Texas Tech	12-5	422
12	Creighton	13-4	396
13	Illinois	11-5	382
14	Oklahoma	11-4	379
<b>15</b>	<b>Virginia</b>	<b>11-3</b>	<b>368</b>
16	Virginia Tech	13-3	357
<b>17</b>	<b>Missouri</b>	<b>11-3</b>	<b>343</b>
18	West Virginia	11-5	277
19	Florida State	10-3	237
20	Wisconsin	13-5	212
21	UCLA	13-3	165
22	Kansas	11-6	112
<b>23</b>	<b>Florida</b>	<b>10-4</b>	<b>90</b>
24	Oklahoma State	11-4	88
25	Drake	16-0	67

**Receiving Votes:** Minnesota 66; Purdue 59; USC 44; Loyola Chicago 43; Oregon 39; Louisville 26; Xavier 9; St. Bonaventure 8; Colorado 8; Boise State 7; **LSU 6**; San Diego State 5; Toledo 3; Belmont 3; Rutgers 2; North Carolina 2; Winthrop 1; St. Louis 1; Georgia Tech 1.

43	ULM	Nov. 29, 2005
43	ULM	Dec. 3, 2001
44	Alabama State	Dec. 30, 2003
<b>45</b>	<b>Jackson State</b>	<b>Dec. 10, 2020</b>
45	Lipscomb	Nov. 23, 2012
45	Arkansas	March 6, 2004
45	Morris Brown	Nov. 28, 2001

**HOT HANDS**

First it was **Devontae Shuler**, making nine of his 10 shot attempts (90 percent) for 23 points to lead Ole Miss to a victory over Jackson State (Dec. 10). **Romello White** followed his teammate with a 20-point game versus UNCW (Dec. 12), going 7 of 8 (87.5 percent) from the floor. It marked the first time in at least the past 25 years that Ole Miss had a pair of Rebels shoot 87.5 percent or better (minimum five attempts) in back-to-back games. White matched his performance at Middle Tennessee (Dec. 16), making 7 of 8 shots on his way to a team-high 16 points. **KJ Buffen** became the latest Rebel to have an impressive shooting performance, going 7 of 8 against UT Martin (Dec. 22) for a game-high 16 points.

**DEVONTAE'S BIG NIGHT**

In the season opener, **Devontae Shuler** scored a game-high 23 points, making 9 of 10 from the field with a career-high five three-pointers. It was a Rebel's best field goal percentage in a game (minimum 10 shots) since Marcanvis Hymon went 10 of 11 (90.9 percent) against Towson (Nov. 20, 2015). Shuler also became the first Rebel this century to not miss a three (5 of 5) when shooting at least five of them.

**SHULER TABBED PRESEASON SECOND TEAM ALL-SEC**

For the second consecutive season, **Devontae Shuler** was named Preseason All-SEC by the conference coaches. After ranking fifth in the SEC in steals (1.7 per game) and assist/turnover ratio (1.7) a season ago, one of only two players conference-wide to finish top five in both categories, Shuler was tabbed Second Team All-SEC heading into his senior season. Shuler, the only fourth-year senior on the team, is the Rebels' leading returning scorer (11.7 ppg) following the graduation of First Team All-SEC honoree Breoin Tyree (19.7 ppg). Along with pacing Ole Miss in steals on the defensive end of the court, he also produced a team-best 3.3 assists per game. The Irmo, South Carolina, native put together five 20-point games throughout the 2019-20 season, including a career-high 28 points at LSU (Feb. 1).

**UNDERRATED REBELS**

**GAME LEADERS**

<b>LED TEAM IN PTS:</b>	<b>LED TEAM IN BLOCKS:</b>
Shuler .....10	White .....9
Joiner .....3	Buffen .....6
White .....3	Rodriguez .....7
Buffen .....2	Allen .....3
Crowley .....1	Sy .....3
Sy .....1	Joiner .....2
	Murrell .....1
	Shuler .....1
<b>LED TEAM IN REBS:</b>	<b>DOUBLE-FIGURE REBS:</b>
Rodriguez .....5	Rodriguez .....2
White .....5	Crowley .....1
Buffen .....3	White .....1
Allen .....1	
Crowley .....1	<b>DOUBLE-DOUBLES:</b>
Joiner .....1	Rodriguez .....1
Shuler .....1	White .....1
<b>LED TEAM IN ASSISTS:</b>	<b>DOUBLE-FIGURE PTS:</b>
Shuler .....10	Shuler .....13
Rodriguez .....6	Joiner .....9
Buffen .....2	White .....8
White .....2	Rodriguez .....6
Crowley .....1	Buffen .....5
Murrell .....1	Sy .....2
	Allen .....2
<b>LED TEAM IN STEALS:</b>	Crowley .....2
Rodriguez .....9	Murrell .....1
Shuler .....6	Vaughn .....1
Allen .....4	White .....1
Joiner .....3	
Buffen .....2	<b>20-POINT GAMES:</b>
Crowley .....2	Shuler .....5
Collum .....1	White .....2
Murrell .....1	Joiner .....2
Vaughn .....1	
White .....1	

**SEASON HONORS**

**Devontae Shuler:**

- Preseason Second Team All-SEC (Coaches)
- SEC Player of the Week (College Sports Madness - Jan. 25)

**GAME-BY-GAME STARTING LINEUPS**

Opponent	Result	1	2	3	4	5
Jackson State	W, 80-45	Shuler	Joiner	Rodriguez	Buffen	Sy
UNCW	W, 78-58	Shuler	Joiner	Rodriguez	Buffen	White
Central Arkansas	W, 68-54	Shuler	Joiner	Rodriguez	Buffen	White
at Middle Tennessee	W, 70-51	Shuler	Joiner	Rodriguez	Buffen	White
at Dayton	L, 62-65	Shuler	Joiner	Rodriguez	Buffen	White
UT Martin	W, 90-43	Shuler	Joiner	Rodriguez	Buffen	Allen
at Alabama	L, 64-82	Shuler	Crowley	Rodriguez	Buffen	White
Wichita State	L, 79-83	Shuler	Joiner	Rodriguez	Buffen	White
Auburn	W, 72-61	Shuler	Murrell	Rodriguez	Buffen	White
LSU	L, 61-75	Shuler	Murrell	Rodriguez	Buffen	White
at Florida	L, 63-72	Shuler	Crowley	Rodriguez	Buffen	Sy
Georgia	L, 74-78	Shuler	Joiner	Rodriguez	Buffen	White
at Mississippi St.	W, 64-46	Shuler	Joiner	Rodriguez	Buffen	White
Texas A&M	W, 61-50	Shuler	Joiner	Rodriguez	Buffen	White
at Arkansas	L, 59-74	Shuler	Joiner	Rodriguez	Buffen	White
at Georgia	L, 61-71	Shuler	Joiner	Rodriguez	Allen	White
#10 Tennessee	W, 52-50	Shuler	Joiner	Rodriguez	Allen	White

## BY THE NUMBERS (UNDER DAVIS)

### The Rebels' record is ...

- Overall . . . . . 44-38
  - SEC Games . . . . . 20-26
  - Overtime . . . . . 0-2
  - Home Overall (SEC) . . . . . 30-13 (13-10)
  - Road Overall (SEC) . . . . . 9-20 (7-16)
  - Neutral Games . . . . . 5-5
  - vs. Ranked Opponents . . . . . 3-11
- 
- Day Games . . . . . 21-13
  - Night Games (6 p.m. or later local) . . . . . 23-25
  - November Games . . . . . 9-4
  - December Games . . . . . 15-3
  - January Games . . . . . 8-17
  - February Games . . . . . 10-8
  - March Games . . . . . 2-6
- 
- Monday Games . . . . . 1-0
  - Tuesday Games . . . . . 7-13
  - Wednesday Games . . . . . 10-4
  - Thursday Games . . . . . 1-1
  - Friday Games . . . . . 4-3
  - Saturday Games . . . . . 19-17
  - Sunday Games . . . . . 2-0
- 
- Red Jerseys . . . . . 5-9
  - Navy Jerseys . . . . . 4-9
  - White Jerseys . . . . . 22-11
  - White Throwback Jerseys . . . . . 1-0
  - Gray Jerseys . . . . . 9-4
  - Powder Blue Jerseys . . . . . 3-5

### Rebels' record when ...

- Leading at the half . . . . . 37-11
  - Tied at the half . . . . . 0-2
  - Behind at the half . . . . . 7-25
- 
- Scores 90 points or more . . . . . 4-0
  - Scores 80-89 points . . . . . 17-3
  - Scores 70-79 points . . . . . 14-12
  - Scores less than 70 points . . . . . 9-23
- 
- Out-rebounds opponent . . . . . 30-12
  - Out-rebounded by opponent . . . . . 13-23
  - Ties opponents in rebounds . . . . . 1-3
- 
- Shoots 50 percent or better . . . . . 19-3
  - Shoots between 40-49 percent . . . . . 21-19
  - Shoots under 40 percent . . . . . 4-16
  - Shoots 40 percent or better from 3-pt. . . . . 13-4
  - Shoots between 30-40 percent from 3-pt. . . . . 22-15
  - Shoots under 30 percent from 3-pt. . . . . 9-19
  - Shoots 70 percent or better from FT line . . . . . 30-21
  - Shoots 60-69 percent from FT line . . . . . 12-6
  - Shoots under 60 percent from FT line . . . . . 2-11
  - Opp. shoots 50 percent or better . . . . . 2-14
  - Opp. shoots 40-49 percent . . . . . 19-19
  - Opp. shoots under 40 percent . . . . . 23-5
  - Opp. shoots 40 percent or better from 3-pt. . . . . 9-20
  - Opp. shoots between 30-40% from 3-pt. . . . . 15-6
  - Opp. shoots under 30 percent from 3-pt. . . . . 20-12
  - Commits 15 turnovers or more . . . . . 13-20
  - Commits less than 15 turnovers . . . . . 31-18
  - Forces 15 turnovers or more . . . . . 28-12
  - Forces less than 15 turnovers . . . . . 16-26
  - Has less (or same) turnovers than opp. . . . . 35-14

For the SEC's annual preseason poll, a panel consisting of SEC and national media members picked the Rebels to finish ninth in the conference standings this season. That shouldn't worry Ole Miss fans, as the Rebels have placed higher than the media's projection in seven of the last nine seasons since the SEC went away from the divisional format. That includes the 2018-19 campaign when Ole Miss was predicted to finish last in the SEC, only to tie for sixth and return to the NCAA Tournament under first year head coach and 2019 SEC Coach of the Year **Kermit Davis**.

### NEW, BUT EXPERIENCED BUNCH

The Rebels have several new faces on this year's team, but that doesn't mean they don't lack experience. Four of the six newcomers are transfers, making the Rebels the most experienced team in the SEC in terms of Division I minutes (15,861) entering the 2020-21 season. Graduate transfers **Dimencio Vaughn** (Rider) and **Romello White** (Arizona State) played three seasons apiece at their previous schools, while **Robert Allen** (Samford) and **Jarkel Joiner** (CSU Bakersfield) already boast two years of experience at the Division I level.

### GREAT GRAD TRANSFERS

Ole Miss added a pair of superb grad transfers in **Dimencio Vaughn** (Rider) and **Romello White** (Arizona State). Vaughn rated as high as the No. 4 graduate transfer according to 247Sports, while White ranked fourth on ESPN's grad transfer list. Over 95 games for the Broncos, Vaughn scored 1,239 points and shot 47.4 percent from the floor while earning First Team All-MAAC honors twice. This past season, Vaughn averaged a team-high 14.8 points per game and 6.6 rebounds per game to rank fifth in the conference in both categories. The New York City native added 1.8 steals per game to lead the Broncos (second in the league), and his 48.4 field goal percentage ranked eighth in the MAAC. Over three seasons at Arizona State, White started 92 of the 95 games he played for the Sun Devils. He tallied 927 points during his ASU career, averaging 9.8 ppg and shooting 60.5 percent from the floor (second on the program's all-time list). During the 2019-20 campaign, White ranked second in the Pac-12 with 8.8 rebounds per game.

### OXFORD'S OWN

Having to sit out a year after transferring from CSU Bakersfield, it's been a long wait for **Jarkel Joiner** to play for his hometown school. Joiner brings an electric game to the Ole Miss backcourt, having led the WAC in scoring (18.6 ppg) and breaking the CSU Bakersfield single season scoring record (532 points) during the 2018-19 campaign. Before taking his talents out west, Joiner starred in Ole Miss' backyard at Oxford High School. As a senior, he ranked fourth in the nation in scoring (36.5 ppg) to lead the Chargers to the state semifinals. Joiner was often found throwing alley-oops to fellow Oxford native and current Seattle Seahawks wide receiver D.K. Metcalf.

### REPLACING TYREE

The Rebels have a big void to fill with the graduation of Breein Tyree, who signed with the Miami Heat on Sunday (Nov. 22). The Somerset, New Jersey, native ranked second in the SEC in scoring a season ago by averaging 19.7 ppg (36th nationally). Tyree put the team on his back at times, producing 15 games of at least 20 points that included a career-high 40 points against rival Mississippi State (Feb. 11). Earning First Team All-SEC accolades twice, Tyree etched his name in the Ole Miss record book for several categories.

Category	Rank	Stat
Points	6th	1,797
3-Pointers Made	6th	207
Free Throws Made	9th	384
Field Goals Made	10th	603
Assists	10th	325
Minutes Played	10th	3,634

### LUIS IS BACK

**Luis Rodriguez** saw his 2019-20 campaign cut short just five games into the season, suffering a foot fracture during a pregame shootaround. At the time, he was a starter and ranked second on the team in rebounds (5.2 per game). The Los Angeles, California, native is back this season and was even granted a medical hardship by the NCAA, retaining his sophomore status.

### ALLEN GRANTED IMMEDIATE ELIGIBILITY

After transferring to Ole Miss from Samford in the spring, forward **Robert Allen** was declared immediately eligible for the 2020-21 season. Allen was one of Samford's leading scorers and rebounders over a pair of seasons. Playing 65 games for the Bulldogs, he averaged 12.0 ppg and 7.7 rebounds per game to go along with 11 double-doubles. Wrapping up his sophomore season, Allen finished with a team-high 43 blocks through 32 games. He scored 14.1 ppg and pulled down 7.0 rpg, ranking second on the team in both categories. His 1.3 blocks per game was third in the Southern Conference, while his rebounding average ranked fifth.

### OLE MISS DEBUTS

In the season-opening win over Jackson State, six Rebels made their debut in an Ole Miss uniform: **Robert Allen**, **Jarkel Joiner**, **Matthew Murrell**, **Shon Robinson**, **Dimencio Vaughn** and **Romello White**. The newcomers scored 27 of the

teams 80 points (33.8 percent) led by eight from White.

#### **MARSHALL HENDERSON RETURNS TO OLE MISS**

One of the most popular players in Ole Miss basketball history returned to campus when head coach **Kermit Davis** announced the addition of Marshall Henderson to his staff in August. Henderson, who led the Rebels to a SEC Tournament title and NCAA Tournament appearance in 2013, is serving as a graduate manager. In just two years in Oxford, Henderson quickly became a fan favorite. He gained national recognition for his intensity on the court and his sharp shooting from beyond the arc. Henderson made at least one three-pointer in all 66 games as a Rebel, setting an SEC record. He tallied 1,293 points, 21st in program history, and his scoring average (19.6 ppg) ranks seventh in the Ole Miss record books. Henderson made more threes than any other Rebel in a single season, draining 138 as a junior (SEC record at the time) before knocking down another 129 as a senior to earn All-SEC honors both seasons. The Hurst, Texas, native sits third all-time in three-pointers made (267) and free throw percentage (.857) over his career. After college, Henderson spent five years playing professionally before getting into coaching. He signed with the Sacramento Kings prior to the 2015-16 season and joined the organization's NBA D League team, the Reno Bighorns (now called the Stockton Kings competing in the NBA G League). Henderson took his talents outside of the United States as well, playing in China, Italy, Iraq and Qatar. Making the transition to coaching, Henderson started at Birdville High School (North Richland Hills, Texas) in 2018. Last year, he was an assistant coach at Thomas University, an NAIA school in Georgia.

#### **ANOTHER HISTORIC SIGNING CLASS**

**Kermit Davis** announced the addition of three talented prospects on National Signing Day (Nov. 11). **Daeshun Ruffin**, **Grant Slatten** and **James White** all signed National Letters of Intent on the first day of the early signing period, planning to join the Rebels for the 2021-22 season. Davis and his coaching staff (**Win Case**, **Ronnie Hamilton**, **Levi Watkins**) continue to bring in the highest-ranked recruits Ole Miss has ever seen, putting together another top-30 class.

- Ruffin: One year after **Matthew Murrell** became the highest ranked prospect in program history (No. 39 according to ESPN and 247Sports Composite Rankings), Davis and company signed Ruffin (No. 21 on ESPN's Top 100). Averaging 26.9 ppg and 4.9 rpg throughout the season, including scoring at least 30 points in 11 games, he was tabbed the 2020 Mississippi Gatorade Player of the Year.
- Slatten: Ranked the No. 7 player in the state of Tennessee, Slatten has already scored more than 2,000 points over his career at White County High School. The 3-star guard averaged 26.8 ppg, 5.5 rpg and 3.9 apg as a junior, leading his team to a district championship.
- White: Another 6-foot-5 guard just like Slatten, White is a preseason all-state guard entering his senior season after earning all-state honors last year. He is the No. 9 player in the state of Georgia, according to 247Sports, as a scoring machine, tallying 724 points (24.1 ppg) during his junior campaign to rank among the state's top five scorers.

## THE PAVILION RECORD BOOK

## INDIVIDUAL (OLE MISS)

Points:	43	Stefan Moody vs. Mississippi St. (3-3-16)
FG att:	25	Stefan Moody vs. Vanderbilt (2-6-16)
FG made:	13	2x, MR: Breein Tyree vs. Mississippi St. (2-11-20)
3-pt att:	15	Stefan Moody vs. Vanderbilt (2-6-16)
3-pt made:	8	Breein Tyree vs. Middle Tennessee (12-14-19)
FT att:	18	3x, MR: Devontae Shuler vs. No. 16 Auburn (1-28-20)
FT made:	15	2x, MR: Stefan Moody vs. Mississippi St. (3-3-16)
Rebounds:	19	Sebastian Saiz vs. UMass (11-14-16)
Assists:	10	Devontae Shuler vs. Auburn (1-6-21)
Blocks:	6	Sebastian Saiz vs. Bradley (12-19-16)
Steals:	7	2x, MR: Terence Davis vs. Texas A&M (2-6-19)

## TEAM (OLE MISS)

Points:	97	2x, MR: vs. Illinois State (12-16-17)
Few points:	47	vs. Georgia (1-11-17)
FG att:	73	2x, MR: vs. Illinois State (12-16-17)
FG made:	36	vs. South Dakota State (11-28-17)
FG pct:	61.5	vs. Chattanooga (12-16-18)
3-pt att:	33	2x, MR: vs. Montana (11-24-16)
3-pt made:	14	2x, MR: vs. Middle Tennessee (12-14-19)
3-pt pct:	63.6	14-22 vs. Middle Tennessee (12-14-19)
FT att:	46	vs. UMass (11-14-16)
FT made:	33	vs. UMass (11-14-16)
FT pct:	96.2	25-26 vs. Arkansas (1-11-20)
Rebounds:	50	2x, MR: Tennessee (1-17-17)
Assists:	26	vs. Vanderbilt (2-29-20)
Blocks:	13	vs. Bradley (12-19-16)
Steals:	15	vs. Western Michigan (11-10-18)

## INDIVIDUAL (OPPONENT)

Points:	34	2x, MR: Isaiah Joe, Arkansas (1-11-20)
FG att:	24	Bryce Brown, No. 10 Auburn (1-9-19)
FG made:	12	Malik Monk, No. 8 Kentucky (12-29-16)
3-pt att:	19	Bryce Brown, No. 10 Auburn (1-9-19)
3-pt made:	7	4x, MR: Isaiah Joe, Arkansas (1-11-20)
FT att:	18	Keith Stone, Florida (1-13-18)
FT made:	13	Keith Stone, Florida (1-13-18)
Rebounds:	13	3x, MR: Jontay Porter, Missouri (2-6-18)
Assists:	11	Isaiah Briscoe, No. 8 Kentucky (12-29-16)
Blocks:	8	Clevon Brown, Vanderbilt (3-3-18)
Steals:	5	J.J. Frazier, Georgia (1-9-16)

## TEAM (OPPONENT)

Points:	103	Alabama (2-22-20)
Few points:	43	2x, MR: UT Martin (12-22-20)
FG att:	74	2x, MR: South Dakota State (11-28-17)
FG made:	38	No. 24 Iowa State (1-26-19)
FG pct:	69.1	No. 24 Iowa State (1-26-19)
3-pt att:	41	South Dakota State (11-28-17)
3-pt made:	18	South Dakota State (11-28-17)
3-pt pct:	60.0	Georgia (1-16-21)
FT att:	36	2x, MR: No. 16 Auburn (1-28-20)
FT made:	26	2x, MR: No. 16 Auburn (1-28-20)
FT pct:	90.9	10-11, Florida (2-8-20)
Rebounds:	49	2x, MR: Illinois State (12-16-17)
Assists:	26	No. 24 Iowa State (1-26-19)
Blocks:	8	2x, MR: Vanderbilt (3-3-18)
Steals:	12	Mississippi State (3-3-16)

## THE PAVILION AT OLE MISS FAQs

**What is the official name of The Pavilion?**

The official name is The Pavilion at Ole Miss.

**Does The Pavilion have a nickname like the Tad Pad?**

No, the name of the facility is The Pavilion at Ole Miss, or simply The Pavilion.

**When did The Pavilion at Ole Miss open?**

January 7, 2016

**What was the total cost?**

\$96.5 million

**Where is media parking?**

Media parking for the 2020-21 season will be in the parking garage and will be distributed on a game-by-game basis.

**Where is the media entrance?**

The media will-call table is located in the southwest corner of The Pavilion. For those parking inside the garage, media will-call is located on the concourse level of the parking garage (C on elevators). The media entrance will open 1.5 hours prior to tipoff.

**Where is the media workroom?**

In The Pavilion, the workroom is located in the southwest corner of the floor level through the visiting team tunnel. However, due to COVID-19 protocols, the media workroom is close for the 2020-21 season.

**Where is the media seating?**

Media seating is located in the at the top of section 101 in the southwest corner of The Pavilion.

**How do I obtain media credentials for games at the Pavilion?**

Media credentials may be requested through the Athletics Communications Office for game credentials. Requests for credentials should be emailed to Adam Kuffner (kuffner@olemiss.edu) and will be limited to working members of the media.

**Where are the scouting seats located?**

Scouting seats are available in the media seating area at the top of section 101. Additional seating may be purchased by contacting Adam Kuffner in the Athletics Communications office.

**What is the postgame interview policy?**

Both team locker rooms are CLOSED to the media following the game. Ole Miss head coach Kermit Davis will address the media approximately 10 minutes after the game via Zoom. Selected players will be brought onto the Zoom call following Coach Davis. Visiting coach and player interviews will be coordinated through the visiting team's communications contact.

## THE PAVILION QUICK FACTS

<b>Arena Name</b> .....	The Pavilion at Ole Miss
<b>Ground Breaking</b> .....	July 31, 2014
<b>Opening Date</b> .....	Jan. 7, 2016
<b>Capacity</b> .....	9,500
<b>Record Crowd</b> .....	9,500 (9 times)
<b>All-Time Record</b> .....	60-29 (.674)
<b>Current Streak</b> .....	W2
<b>Longest Winning Streak</b> .....	W7

## THE PAVILION FIRSTS

<b>First Game</b> .....	vs. Alabama (1/7/16)
<b>First Win</b> .....	vs. Alabama (1/7/16)
<b>First Overtime Game</b> .....	vs. USC (1/19/16)
<b>First Point</b> .....	Tomasz Gielo (3FG, 19:11/1H)
<b>First FG</b> .....	Tomasz Gielo (3FG, 19:11/1H)
<b>First 3-Pointer</b> .....	Tomasz Gielo (19:11/1H)
<b>First Dunk</b> .....	Jimmie Taylor, Alabama (11:0/1H)
<b>First Dunk (OM)</b> .....	Sebastian Saiz (17:09/2H)

## GAME-BY-GAME STATS

OPPONENT	1H-2H-F	FG-FGA	PCT	3P-3PA	PCT	FT-FTA	PCT	OF-DF-TotRb	A	TO	BLK	STL
Jackson State	12-33-45	15-50	30.0	2-10	20.0	13-18	72.2	16-25-41	4	26	3	8
OLE MISS	41-39-80	29-61	47.5	8-21	38.1	14-19	73.7	11-24-35	21	12	5	9
UNCW	18-40-58	21-51	41.2	9-21	42.9	7-13	53.8	8-18-26	13	19	1	8
OLE MISS	38-40-78	30-58	51.7	4-15	26.7	14-21	66.7	15-25-40	17	15	5	8
Central Arkansas	23-31-54	17-48	35.4	4-16	25.0	16-21	76.2	7-32-39	11	22	0	3
OLE MISS	35-33-68	22-65	33.8	4-25	16.0	20-26	76.9	16-27-43	14	10	6	8
OLE MISS	32-38-70	28-51	54.9	2-14	14.3	12-19	63.2	4-31-35	7	17	2	11
Middle Tennessee	22-29-51	17-57	29.8	5-22	22.7	12-15	80.0	11-25-46	4	19	2	5
OLE MISS	31-31-62	24-59	40.7	7-21	33.3	7-12	58.3	15-26-41	9	17	4	4
Dayton	24-41-65	23-45	51.1	8-15	53.3	11-18	61.1	2-22-24	11	17	2	8
UT Martin	19-24-43	17-56	30.4	6-20	30.0	3-6	50.0	7-14-21	10	20	3	7
OLE MISS	47-43-90	35-59	59.3	9-22	40.9	11-16	68.8	12-33-45	25	16	5	7
OLE MISS	34-30-64	22-65	33.8	1-13	7.7	19-35	54.3	19-28-47	3	17	3	7
Alabama	43-39-82	28-65	43.1	12-37	32.4	14-24	58.3	14-32-46	15	15	5	6
Wichita State	39-44-83	26-50	52.0	9-20	45.0	22-26	84.6	9-27-36	14	16	1	2
OLE MISS	41-38-79	28-66	42.4	9-26	34.6	14-20	70.0	15-18-33	17	9	1	9
Auburn	29-32-61	22-61	36.1	10-33	33.3	7-9	77.9	13-24-37	13	16	2	7
OLE MISS	43-29-72	27-59	45.8	7-23	30.4	11-13	84.6	8-27-35	17	11	5	11
LSU	39-36-75	27-56	48.2	8-21	38.1	13-16	81.3	10-25-35	15	16	3	11
OLE MISS	21-40-61	17-48	35.4	8-26	30.8	19-28	67.9	11-21-32	11	20	4	11
OLE MISS	31-32-63	23-60	38.3	6-14	42.9	11-15	73.3	10-21-31	8	8	3	4
Florida	33-39-72	22-51	43.1	6-14	42.9	22-26	84.6	10-29-39	9	10	10	6
Georgia	29-49-78	27-46	58.7	9-15	60.0	15-17	88.2	3-21-24	18	16	1	7
OLE MISS	28-46-74	31-61	50.8	7-22	31.8	5-15	33.3	16-17-33	19	15	1	6
OLE MISS	29-35-64	26-57	45.6	5-18	27.8	7-8	87.5	9-28-37	10	10	5	10
Mississippi St.	21-25-46	18-52	34.6	4-14	28.6	6-10	60.0	8-23-31	12	12	5	6
Texas A&M	28-22-50	20-51	39.2	5-21	23.8	5-8	62.5	8-23-31	14	18	3	5
OLE MISS	31-30-61	19-43	44.2	5-17	29.4	18-29	62.1	8-24-32	12	15	5	10
OLE MISS	25-34-59	25-57	43.9	1-16	6.3	8-12	66.7	8-21-29	9	9	6	8
Arkansas	37-37-74	26-54	48.1	7-17	41.2	15-21	71.4	11-26-37	12	12	6	6
OLE MISS	34-27-61	23-64	35.9	2-13	15.4	13-19	68.4	23-17-40	6	16	4	12
Georgia	37-34-71	26-47	55.3	9-18	50.0	10-20	50.0	10-20-30	16	19	3	6
Tennessee	28-22-50	16-45	35.6	8-19	42.1	10-16	62.5	5-25-30	14	16	4	6
OLE MISS	23-29-52	20-51	39.2	3-12	25.0	9-14	64.3	10-27-37	7	17	2	8

## REBEL CAREER HIGHS

#0

**ROMELLO WHITE****POINTS**

20, 2x, MR: at Alabama (12/29/20)

**REBOUNDS**

11 at Alabama (12/29/20)

**FIELD GOALS**

7, 2x, MR: at Middle Tenn. (12/16/20)

**FREE THROWS**

8 at Alabama (12/29/20)

**THREE-POINTERS**

---

**ASSISTS**

3, 2x, MR: vs. UT Martin (12/22/20)

**STEALS**

2, 2x, MR: vs. Tennessee (2/2/21)

**BLOCKS**

3, 2x, MR: vs. Texas A&amp;M (1/23/21)

#1

**AUSTIN CROWLEY****POINTS**

11, 2x, MR: vs. UT Martin (12/22/20)

**REBOUNDS**

10 vs. Auburn (1/6/21)

**FIELD GOALS**

4, 3x, MR: vs. Auburn (1/6/21)

**FREE THROWS**

3 at Mississippi St. (3/7/20)

**THREE-POINTERS**

3 vs. UT Martin (12/22/20)

**ASSISTS**

8 vs. Vanderbilt (2/29/20)

**STEALS**

4 vs. Auburn (1/6/21)

**BLOCKS**

2 vs. Central Arkansas (12/14/20)

#2

**DEVONTAE SHULER****POINTS**

28 vs. LSU (2/1/20)

**REBOUNDS**

11 vs. Arkansas (1/11/20)

**FIELD GOALS**

9, 4x, MR: at Arkansas (1/27/21)

**FREE THROWS**

13 vs. Auburn (1/28/20)

**THREE-POINTERS**

6 vs. Wichita State (1/2/21)

**ASSISTS**

10 vs. Auburn (1/6/21)

**STEALS**

5 vs. Missouri (2/16/19)

**BLOCKS**

3 vs. Western Michigan (11/15/19)

#3

**KHADIM SY****POINTS**

20 vs. Southeastern Louisiana (12/21/19)

**REBOUNDS**

8, 5x, MR: vs. Alabama (2/22/20)

**FIELD GOALS**

7, 2x, MR: vs. Mississippi St. (2/11/20)

**FREE THROWS**

6 vs. Arkansas (1/11/20)

**THREE-POINTERS**

3 vs. Auburn (1/6/21)

**ASSISTS**

3 vs. Butler (12/3/19)

**STEALS**

2, 5x, MR: vs. Texas A&amp;M (1/23/21)

**BLOCKS**

3, 2x, MR: at Mississippi St. (3/7/20)

#4

**ANTAVION COLLUM****POINTS**

7 vs. Oklahoma State (11/29/19)

**REBOUNDS**

7 at Kentucky (2/15/20)

**FIELD GOALS**

2, 2x, MR: vs. Alabama (2/22/20)

**FREE THROWS**

3 vs. Oklahoma State (11/29/19)

**THREE-POINTERS**

1, 2x, MR: at Wichita St. (1/4/20)

**ASSISTS**

3 vs. South Carolina (2/5/20)

**STEALS**

2 vs. Western Michigan (11/15/19)

**BLOCKS**

---

#5

**KJ BUFFEN****POINTS**

23 vs. Norfolk State (11/12/19)

**REBOUNDS**

10, 2x, MR: vs. Missouri (3/4/20)

**FIELD GOALS**

9 vs. Norfolk State (11/12/19)

**FREE THROWS**

10 at Florida (1/14/20)

**THREE-POINTERS**

1, 13x, MR: at MSU (1/19/21)

**ASSISTS**

6 vs. Penn State (11/27/19)

**STEALS**

4 vs. Penn State (11/27/19)

**BLOCKS**

3 vs. Tennessee Tech (12/29/19)

#11

**MATTHEW MURRELL****POINTS**

13 vs. UT Martin (12/22/20)

**REBOUNDS**

5, 2x, MR: at Alabama (12/29/20)

**FIELD GOALS**

5 vs. UT Martin (12/22/20)

**FREE THROWS**

4 vs. Jackson State (12/10/20)

**THREE-POINTERS**

3 vs. UT Martin (12/22/20)

**ASSISTS**

2, 4x, MR: at Arkansas (1/27/21)

**STEALS**

3 vs. LSU (1/9/21)

**BLOCKS**

1, 3x, MR: at Georgia (1/30/21)

#12

**SHON ROBINSON****POINTS**

6 vs. UT Martin (12/22/20)

**REBOUNDS**

2 vs. UT Martin (12/22/20)

**FIELD GOALS**

2 vs. UT Martin (12/22/20)

**FREE THROWS**

2 vs. UT Martin (12/22/20)

**THREE-POINTERS**

---

**ASSISTS**

---

**STEALS**

---

**BLOCKS**

1 at Central Arkansas (12/14/20)

#14

**DIMENCIO VAUGHN****POINTS**

7 at Mississippi State (1/19/21)

**REBOUNDS**

5 vs. UT Martin (12/22/20)

**FIELD GOALS**

3 at Mississippi State (1/19/21)

**FREE THROWS**

3 vs. LSU (1/9/21)

**THREE-POINTERS**

1, 2x, MR: at MSU (1/19/21)

**ASSISTS**

2 vs. Jackson State (12/10/20)

**STEALS**

2 vs. Georgia (1/16/21)

**BLOCKS**

1 at Arkansas (1/27/21)

#15

**LUIS RODRIGUEZ****POINTS**

14 vs. UNCW (12/12/20)

**REBOUNDS**

14 at Dayton (12/19/20)

**FIELD GOALS**

6 vs. UNCW (12/12/20)

**FREE THROWS**

7 vs. Central Arkansas (12/14/20)

**THREE-POINTERS**

2, 4x, MR: at Florida (1/12/21)

**ASSISTS**

4, 7x, MR: vs. Tennessee (2/2/21)

**STEALS**

4 vs. Wichita State (1/2/21)

**BLOCKS**

2, 3x, MR: at Dayton (12/19/20)

#21

**ROBERT ALLEN****POINTS**

12 vs. Central Arkansas (12/14/20)

**REBOUNDS**

6, 2x, MR: at Georgia (1/30/21)

**FIELD GOALS**

5, 2x, MR: at Georgia (1/30/21)

**FREE THROWS**

2, 8x, MR: vs. Tennessee (2/2/21)

**THREE-POINTERS**

1 vs. Jackson State (12/10/20)

**ASSISTS**

3 vs. Jackson State (12/10/20)

**STEALS**

3 vs. Texas A&amp;M (1/23/21)

**BLOCKS**

1, 4x, MR: at Georgia (1/30/21)

#23

**SAMMY HUNTER****POINTS**

8 vs. Western Michigan (11/15/19)

**REBOUNDS**

4, 2x, MR: vs. Seattle (11/19/19)

**FIELD GOALS**

4 vs. Western Michigan (11/15/19)

**FREE THROWS**

4 vs. Seattle (11/19/19)

**THREE-POINTERS**

1, 3x, MR: at LSU (1/9/21)

**ASSISTS**

2, 4x, MR: vs. Tennessee Tech (12/29/19)

**STEALS**

3 vs. Missouri (3/4/20)

**BLOCKS**

3 vs. Vanderbilt (2/29/20)

#24

**JARKEL JOINER****POINTS**

22 vs. Georgia (1/16/21)

**REBOUNDS**

7 vs. Texas A&amp;M (1/23/21)

**FIELD GOALS**

9 vs. Georgia (1/16/21)

**FREE THROWS**

6, 3x, MR: at Georgia (1/30/21)

**THREE-POINTERS**

2, 3x, MR: vs. Georgia (1/16/21)

**ASSISTS**

3 vs. Auburn (1/6/21)

**STEALS**

6 at Georgia (1/30/21)

**BLOCKS**

2 at Mississippi State (1/19/21)

#33

**JOHN MCBRIDE****POINTS**

3 vs. Tennessee Tech (12/29/19)

**REBOUNDS**

2 vs. Western Michigan (11/15/19)

**FIELD GOALS**

1 vs. Tennessee Tech (12/29/19)

**FREE THROWS**

---

**THREE-POINTERS**

1 vs. Tennessee Tech (12/29/19)

**ASSISTS**

---

**STEALS**

---

**BLOCKS**

1 at Tennessee (1/21/20)

## SEASON HIGHS

#0

**ROMELLO WHITE****POINTS**

20, 2x, MR: at Alabama (12/29/20)

**REBOUNDS**

11 at Alabama (12/29/20)

**FIELD GOALS**

7, 2x, MR: at Middle Tenn. (12/16/20)

**FREE THROWS**

8 at Alabama (12/29/20)

**THREE-POINTERS**

---

**ASSISTS**

3, 2x, MR: vs. UT Martin (12/22/20)

**STEALS**

2, 2x, MR: vs. Tennessee (2/2/21)

**BLOCKS**

3, 2x, MR: vs. Texas A&amp;M (1/23/21)

#1

**AUSTIN CROWLEY****POINTS**

11 vs. UT Martin (12/22/20)

**REBOUNDS**

10 vs. Auburn (1/6/21)

**FIELD GOALS**

4, 2x, MR: vs. Auburn (1/6/21)

**FREE THROWS**

2, 2x, MR: vs. LSU (1/9/21)

**THREE-POINTERS**

3 vs. UT Martin (12/22/20)

**ASSISTS**

3, 2x, MR: vs. Wichita St. (1/2/21)

**STEALS**

4 vs. Auburn (1/6/21)

**BLOCKS**

2 vs. Central Arkansas (12/14/20)

#2

**DEVONTAE SHULER****POINTS**

24 vs. Georgia (1/16/21)

**REBOUNDS**

7 vs. Tennessee (2/2/21)

**FIELD GOALS**

9, 3x, MR: vs. at Arkansas (1/27/21)

**FREE THROWS**

4 at Alabama (12/29/20)

**THREE-POINTERS**

6 vs. Wichita State (1/2/21)

**ASSISTS**

10 vs. Auburn (1/6/21)

**STEALS**

3, 4x, MR: at MSU (1/19/21)

**BLOCKS**

1 vs. Auburn (1/6/21)

#3

**KHADIM SY****POINTS**

13 vs. Auburn (1/6/21)

**REBOUNDS**

5 at Mississippi State (1/19/21)

**FIELD GOALS**

5, 2x, MR: vs. Auburn (1/6/21)

**FREE THROWS**

2 vs. LSU (1/9/21)

**THREE-POINTERS**

3 vs. Auburn (1/6/21)

**ASSISTS**

1, 4x, MR: at MSU (1/19/21)

**STEALS**

2, 2x, MR: vs. Texas A&amp;M (1/23/21)

**BLOCKS**

2 at Arkansas (1/27/21)

#4

**ANTAVION COLLUM****POINTS**

2, 3x, MR: vs. UT Martin (12/22/20)

**REBOUNDS**

4 vs. Jackson State (12/10/20)

**FIELD GOALS**

1, 3, MR: vs. UT Martin (12/22/20)

**FREE THROWS**

---

**THREE-POINTERS**

---

**ASSISTS**

2 vs. Jackson State (12/10/20)

**STEALS**

1, 2x, MR: vs. UT Martin (12/22/20)

**BLOCKS**

---

#5

**KJ BUFFEN****POINTS**

18 vs. Wichita State (1/21/20)

**REBOUNDS**

8 at Alabama (12/29/20)

**FIELD GOALS**

7 vs. UT Martin (12/22/20)

**FREE THROWS**

5 vs. Wichita State (1/2/21)

**THREE-POINTERS**

1, 3x, MR: at MSU (1/19/21)

**ASSISTS**

5 at Mississippi St. (1/19/21)

**STEALS**

2, 4x, MR: at MSU (1/19/21)

**BLOCKS**

2, 2x, MR: vs. LSU (1/9/21)

#11

**MATTHEW MURRELL****POINTS**

13 vs. UT Martin (12/22/20)

**REBOUNDS**

5, 2x, MR: at Alabama (12/29/20)

**FIELD GOALS**

5 vs. UT Martin (12/22/20)

**FREE THROWS**

4 vs. Jackson State (12/10/20)

**THREE-POINTERS**

3 vs. UT Martin (12/22/20)

**ASSISTS**

2, 4x, MR: at Arkansas (1/27/21)

**STEALS**

3 vs. LSU (1/9/21)

**BLOCKS**

1, 3x, MR: at Georgia (1/30/21)

#12

**SHON ROBINSON****POINTS**

6 vs. UT Martin (12/22/20)

**REBOUNDS**

2 vs. UT Martin (12/22/20)

**FIELD GOALS**

2 vs. UT Martin (12/22/20)

**FREE THROWS**

2 vs. UT Martin (12/22/20)

**THREE-POINTERS**

---

**ASSISTS**

---

**STEALS**

---

**BLOCKS**

1 at Central Arkansas (12/14/20)

#14

**DIMENCIO VAUGHN****POINTS**

7 at Mississippi State (1/19/21)

**REBOUNDS**

5 vs. UT Martin (12/22/20)

**FIELD GOALS**

3 at Mississippi State (1/19/21)

**FREE THROWS**

3 vs. LSU (1/9/21)

**THREE-POINTERS**

1, 2x, MR: at MSU (1/19/21)

**ASSISTS**

2 vs. Jackson State (12/10/20)

**STEALS**

2 vs. Georgia (1/16/21)

**BLOCKS**

1 at Arkansas (1/27/21)

#15

**LUIS RODRIGUEZ****POINTS**

14 vs. UNCW (12/12/20)

**REBOUNDS**

14 at Dayton (12/19/20)

**FIELD GOALS**

6 vs. UNCW (12/12/20)

**FREE THROWS**

7 vs. Central Arkansas (12/14/20)

**THREE-POINTERS**

2, 4x, MR: at Florida (1/12/21)

**ASSISTS**

4, 6x, MR: vs. Tennessee (2/2/21)

**STEALS**

4 vs. Wichita State (1/2/21)

**BLOCKS**

2, 2x, MR: at Dayton (12/19/20)

#21

**ROBERT ALLEN****POINTS**

12 vs. Central Arkansas (12/14/20)

**REBOUNDS**

6, 2x, MR: at Georgia (1/30/21)

**FIELD GOALS**

5, 2x, MR: at Georgia (1/30/21)

**FREE THROWS**

2, 8x, MR: vs. Tennessee (2/2/21)

**THREE-POINTERS**

1 vs. Jackson State (12/10/20)

**ASSISTS**

3 vs. Jackson State (12/10/20)

**STEALS**

3 vs. Texas A&amp;M (1/23/21)

**BLOCKS**

1, 4x, MR: at Georgia (1/30/21)

#23

**SAMMY HUNTER****POINTS**

5 vs. UT Martin (12/22/20)

**REBOUNDS**

2, 3x, MR: at Georgia (1/30/21)

**FIELD GOALS**

1, 5x, MR: at Georgia (1/30/21)

**FREE THROWS**

3 vs. UT Martin (12/22/20)

**THREE-POINTERS**

1, 2x, MR: vs. LSU (1/9/21)

**ASSISTS**

1, 2x, MR: vs. LSU (1/9/21)

**STEALS**

---

**BLOCKS**

1, 2x, MR: at Arkansas (1/27/21)

#24

**JARKEL JOINER****POINTS**

22 vs. Georgia (1/16/21)

**REBOUNDS**

7 vs. Texas A&amp;M (1/23/21)

**FIELD GOALS**

9 vs. Georgia (1/16/21)

**FREE THROWS**

6, 3x, MR: at Georgia (1/30/21)

**THREE-POINTERS**

2, 3x, MR: vs. Georgia (1/16/21)

**ASSISTS**

3 vs. Auburn (1/6/21)

**STEALS**

6 at Georgia (1/30/21)

**BLOCKS**

2 at Mississippi State (1/19/21)

#33

**JOHN MCBRIDE****POINTS**

1 vs. Jackson State (12/10/20)

**REBOUNDS**

1 vs. Jackson State (12/10/20)

**FIELD GOALS**

---

**FREE THROWS**

1 vs. Jackson State (12/10/20)

**THREE-POINTERS**

---

**ASSISTS**

---

**STEALS**

---

**BLOCKS**

---



## THE LAST TIME ...

## AN OLE MISS TEAM...

Scored 100+ points at home	105 vs. Oregon (Dec. 8, 2013)
Scored 100+ points on the road	104 at Mississippi St. (40t) (Jan. 24, 1990)
Scored 100+ points and lost	105 vs. Oregon (Dec. 8, 2013)
Scored 110+ points	111 vs. Mississippi Valley St. (Nov. 22, 2013)
Scored 50 points or less	44 at Mississippi St. (March 7, 2020)
Scored 40 points or less	37 vs. Oklahoma St. (Nov. 29, 2019)
Scored 50 or less and won	50-48 vs. SMU (Jan. 3, 2012)
Held opponent to 50 or less	50 vs. #10 Tennessee (Feb. 2, 2021)
Won an overtime game	90-87 at Missouri (Feb. 20, 2018)
Lost an overtime game	83-82 vs. #16 Auburn (Jan. 28, 2020)
Won a double overtime game	90-87 vs. Texas Tech (Mar. 23, 2010)
Lost a double overtime game	83-82 vs. #16 Auburn (Jan. 28, 2020)
Played a triple overtime game	Never Happened
Played a four-overtime game	104-102 at Mississippi St. (Jan. 24, 1990)
Made 10+ three-point field goals	14 vs. Middle Tennessee (Dec. 14, 2019)
Made 12+ three-point field goals	14 vs. Middle Tennessee (Dec. 14, 2019)
Made 15+ three-point field goals	15 at Syracuse (March 18, 2017)
Allowed 10+ three-point field goals	10, Auburn (Jan. 6, 2021)
Had 15+ rebound margin	24 vs. UT Martin (Dec. 22, 2020)
Had 20+ rebound margin	24 vs. UT Martin (Dec. 22, 2020)
Had 25+ rebound margin	24 vs. UT Martin (Dec. 22, 2020)
Had 50+ rebounds	50 vs. Tennessee (Jan. 17, 2017)
Had 60+ rebounds	64 vs. Troy (Nov. 27, 2007)
Had two players with 10+ rebounds	vs. Arkansas (Jan. 11, 2020)
Had three players with 10+ rebounds	Devontae Shuler (11), KJ Buffen (10) vs. Georgia (Jan. 9, 2016)
Had two players with 20+ points	Sebastian Saiz (10), Martavious Newby (10), and Rasheed Brooks (10) vs. Georgia (Jan. 16, 2021)
Had two players with a double-double	Devontae Shuler (24), Jarkel Joiner (22) vs. Arkansas (Jan. 11, 2020)
Attempted 30+ free throws	35 at Alabama (Dec. 29, 2020)
Attempted 40+ free throws	55 vs. Missouri (March 9, 2017)
Attempted 50+ free throws	55 vs. Missouri (March 9, 2017)
Made 25+ free throws	25 vs. Missouri (March 4, 2020)
Made 30+ free throws	31 vs. Missouri (March 9, 2017)
Made 35+ free throws	40 vs. Georgia Southern (Nov. 17, 2015)
Made 40+ free throws	40 vs. Georgia Southern (Nov. 17, 2015)
Shot 90% or better from FT line	90.0% (9-10) vs. Florida (Feb. 8, 2020)
Had 20+ assists	25 vs. UT Martin (Dec. 22, 2020)
Had 25+ assists	25 vs. UT Martin (Dec. 22, 2020)
Had 30+ assists	32 vs. Centenary (Dec. 19, 2009)
Had 20+ turnovers	20 vs. LSU (Jan. 9, 2021)
Had 25+ turnovers	26 vs. Southern Utah (Nov. 18, 2005)
Forced 20+ turnovers	20 vs. UT Martin (Dec. 22, 2020)
Forced 25+ turnovers	26 vs. Jackson St. (Dec. 10, 2020)
Forced 30+ turnovers	31 vs. Louisiana-Monroe (Nov. 24, 2007)
Had 10+ steals	12 at Georgia (Jan. 30, 2021)
Had 15+ steals	15 vs. Western Michigan (Nov. 10, 2018)
Had 20+ steals	20 vs. Lipscomb (Nov. 23, 2012)
Blocked 5+ shots	6 at Arkansas (Jan. 27, 2021)
Blocked 10+ shots	10 vs. Texas A&M-Corpus Christi (Dec. 19, 2017)
Blocked 12+ shots	13 vs. Bradley (Dec. 19, 2016)
Beat a ranked team	52-50 vs. #10 Tennessee (Feb. 2, 2021)
Beat a ranked team on the road	81-77 at #14 Mississippi St. (Jan. 12, 2019)
Beat a ranked team on a neutral floor	75-68 vs. #23 Creighton (Nov. 28, 2014)
Keep every opposing player out of double figures	vs. UT Martin (Dec. 22, 2020)
Had all five starters score in double figures	at Middle Tennessee (Dec. 16, 2020)
Had five players score in double figures	at Middle Tennessee (Dec. 16, 2020)
Had six players score in double figures	at Auburn (Jan. 7, 2017)
Had no players score in double figures	vs. Oklahoma State (Nov. 29, 2019)
Overcame a 5-point+ halftime deficit to win	5 vs. #10 Tennessee (Feb. 2, 2021)
Overcame a 5-point+ halftime deficit on the road to win	8 at Missouri (March 9, 2017)
Overcame a 10-point+ halftime deficit to win	16 vs. Penn State (Nov. 27, 2019)
Overcame a 20-point+ halftime deficit to win	20 vs. Auburn (Feb. 11, 2017)
Overcame a 10-point+ second half deficit to win	11 vs. #10 Tennessee (Feb. 2, 2021)
Overcame a 15-point+ second half deficit to win	21 vs. Penn State (Nov. 27, 2019)
Overcame a 20-point+ second half deficit to win	21 vs. Penn State (Nov. 27, 2019)
Went on a 20-0 run	20 vs. Jackson St. (Dec. 10, 2020)
Went on a 25-0 run	28 vs. Chattanooga (Dec. 16, 2018)

## AN OLE MISS PLAYER...

Scored 20+ points	21, Jarkel Joiner vs. Texas A&M (Jan. 23, 2021)
Scored 30+ points	40, Breein Tyree vs. Mississippi St. (Feb. 11, 2020)
Scored 35+ points	40, Breein Tyree vs. Mississippi St. (Feb. 11, 2020)
Scored 40+ points	40, Breein Tyree vs. Mississippi St. (Feb. 11, 2020)
Scored 50+ points	53, Gerald Glass vs. LSU (Mar. 4, 1989)
Scored 20+ points in 5 straight games	Breein Tyree (Jan. 26-Feb. 14, 2019)
Scored 20+ points in 10 straight games	Stefan Moody (Nov. 25, 2015-Jan. 28, 2016)
Scored 20+ points in 14 straight games	Stefan Moody (Nov. 25, 2015-Jan. 28, 2016)
Scored 20+ points in 18 straight games	Joe Gibbon (Dec. 10, 1956-Feb. 28, 1957)
Scored 20+ points in 22 straight games	Johnny Neumann (Dec. 1, 1920-Feb. 22, 1971)
Made 5+ 3-pointers	6, Devontae Shuler vs. Wichita St. (Jan. 2, 2021)
Made 7+ 3-pointers	8, Breein Tyree vs. Middle Tennessee (Dec. 14, 2019)
Made 8+ 3-pointers	8, Breein Tyree vs. Middle Tennessee (Dec. 14, 2019)
Made 9+ 3-pointers	9, Deandre Burnett vs. Oral Roberts (Nov. 18, 2016)
Made 10+ 3-pointers	10, Marshall Henderson vs. Oregon (Dec. 8, 2013)
Attempted 10+ 3-pointers	12, Devontae Shuler vs. Wichita St. (Jan. 2, 2021)
Attempted 15+ 3-pointers	17, Stefan Moody vs. Alabama (March 10, 2016)
Had a double-double	Romello White (20 points, 11 rebounds) at Alabama (Dec. 29, 2020)
Had a double-double in 2 straight games	Sebastian Saiz (3/4/17-3/9/17)
Had a double-double in 3 straight games	Sebastian Saiz (1/28/17-2/4/17)
Had a double-double in 4 straight games	Sebastian Saiz (1/28/17-2/8/17)
Had a double-double in 5 straight games	Sebastian Saiz (12/15/16-1/3/17)
Had a double-double in 6 straight games	Sebastian Saiz (12/15/16-1/7/17)
Had a double-double in 7 straight games	Rahim Lockhart (11/19/99-12/4/99)
Had 5+ double-doubles in a season	5, Terence Davis, - 2016-17 season
Had 10+ double-doubles in a season	23, Sebastian Saiz - 2016-17 season
Had 18+ double-doubles in a season	23, Sebastian Saiz - 2016-17 season
Had 20+ double-doubles in a season	23, Sebastian Saiz - 2016-17 season
Had 20+ points and 15+ rebounds	Sebastian Saiz, 21 pts/15 rebs vs. South Carolina (March 4, 2017)
Had 20+ points and 20+ rebounds	Walter Actwood, 22 pts/22 rebs vs. ISU-Evansville (Dec. 1, 1975)
Had 15+ rebounds	15, Sebastian Saiz vs. Georgia Tech (March 21, 2017)
Had 20+ rebounds	20, Murphy Holloway vs. Auburn (Feb. 24, 2010)
Had 10+ offensive rebounds	10, Dwayne Curtis vs. Auburn (Feb. 25, 2006)
Had 20+ defensive rebounds	10, Blake Hinson at Florida (Jan. 14, 2020)
Had 10+ assists	10, Devontae Shuler vs. Auburn (Jan. 6, 2021)
Had 15+ assists	15, Sean Tuohy vs. Auburn (Jan. 26, 1980)
Had 9+ assists and 0 turnovers	9, Cullen Neal vs. South Alabama (Dec. 22, 2016)
Had 8+ assists and 0 turnovers	8, Deandre Burnett at Texas A&M (Jan. 16, 2018)
Had 5+ blocks	6, Sebastian Saiz vs. Bradley (Dec. 19, 2016)
Had 8+ blocks	8, Reginald Buckner at Arkansas (Feb. 5, 2011)
Had 5+ steals	6, Jarkel Joiner at Georgia (Jan. 30, 2021)
Had 7+ steals	7, Terence Davis vs. Texas A&M (Feb. 6, 2019)
Had 8+ steals	8, Gerald Glass vs. Christian Bros. (Nov. 25, 1988)
Made 10+ free throws	12, Breein Tyree vs. Alabama (Feb. 22, 2020)
Made 15+ free throws	15, Stefan Moody vs. Mississippi St. (March 3, 2016)
Attempted 10+ free throws	13, Romello White at Alabama (Dec. 29, 2020)
Attempted 15+ free throws	18, Devontae Shuler vs. #16 Auburn (Jan. 28, 2020)
Attempted 20+ free throws	20, Ansu Sesay vs. Arkansas (Feb. 18, 1995)
Shot 100% from the line (min. 10)	12-12, Breein Tyree vs. Alabama (Feb. 22, 2020)
Shot 100% from the floor (min. 5)	Khadam Sy, 5-5 at Missouri (Feb. 18, 2020)
Shot 90% from the floor (min. 10)	Devontae Shuler, 9-10 vs. Jackson St. (Dec. 10, 2020)
Played 40+ minutes	40, Breein Tyree vs. South Carolina (Feb. 5, 2020)
Played 45+ minutes	49, Blake Hinson vs. #16 Auburn (Jan. 28, 2020)
	48, Devontae Shuler vs. #16 Auburn (Jan. 28, 2020)
Fouled out	Romello White at Florida (Jan. 12, 2021)

## RADIO/TV ROSTER




**0**  
**ROMELLO WHITE**  
6-8 • 235 • F • Gr.  
Atlanta, Ga.




**1**  
**AUSTIN CROWLEY**  
6-5 • 195 • G • So.  
West Point, Miss.




**2**  
**DEVONTAE SHULER**  
6-2 • 185 • G • Sr.  
Irmo, S.C.



**3**  
**KHADIM SY**  
6-10 • 238 • F • Sr.  
Dakar, Senegal



**4**  
**ANTAVION COLLUM**  
6-7 • 230 • F • So.  
Memphis, Tenn.



**5**  
**KJ BUFFEN**  
6-7 • 230 • F • Jr.  
Gainesville, Ga.




**11**  
**MATTHEW MURRELL**  
6-4 • 200 • G • Fr.  
Memphis, Tenn.




**12**  
**SHON ROBINSON**  
6-11 • 220 • F • R-Fr.  
Chicago, Ill.



**14**  
**DIMENCIO VAUGHN**  
6-5 • 215 • F • Gr.  
New York, N.Y.



**15**  
**LUIS RODRIGUEZ**  
6-6 • 210 • G/F • So.  
Los Angeles, Calif.




**21**  
**ROBERT ALLEN**  
6-8 • 230 • F • Jr.  
Orlando, Fla.



**23**  
**SAMMY HUNTER**  
6-9 • 225 • F • So.  
Nassau, Bahamas



**24**  
**JARKEL JOINER**  
6-1 • 180 • G • Jr.  
Oxford, Miss.




**33**  
**JOHN MCBRIDE**  
6-7 • 214 • G • So.  
Memphis, Tenn.



**KERMIT DAVIS**  
Head Coach  
Third year at Ole Miss



**WIN CASE**  
Assistant Coach  
Third year at Ole Miss



**RONNIE HAMILTON**  
Assistant Coach  
Third year at Ole Miss



**LEVI WATKINS**  
Assistant Coach  
Third year at Ole Miss

BOX SCORES

GAME 1: OLE MISS 80, JACKSON STATE 45

Official Basketball Box Score - Final  
**Jackson St. at Ole Miss**  
 12/10/20 The Pavilion at Ole Miss, Oxford  
 2020-21 Men's Basketball

Game Time: 7:00 PM  
 Game Duration: 1:48  
 Attendance: 1,904



**Jackson St. - 45** Record: 0-2

NO. Name	Min	FG	3P	FT	Rebounds	Fouls	TP	AS	TO	ST	Blocks	+	-			
		M/A	M/A	M/A	OR DR TOT	PF	FD				BS	BA				
11 Jayveous McKinnis	F	37:41	6-11	0-0	0-0	4-8	12	2	1	12	0	4	1	3	2	27
15 Hezekiah Quinlan	C	15:34	0-3	0-2	4-4	0-0	3	3	4	1	1	0	0	1	0	26
3 Jonas James	G	30:40	1-5	0-0	2-2	0-1	1	2	4	3	2	0	0	0	0	22
4 Tristan Jarrett	G	30:49	5-11	1-3	2-2	3-5	8	4	2	13	0	6	2	0	0	-18
10 Cainan McClelland	G	10:21	0-4	0-1	0-0	0-2	2	2	1	0	0	3	0	0	0	-19
12 Darrion Wilson	F	16:12	0-1	0-1	0-0	0-1	1	1	0	0	0	1	1	0	0	-21
23 Larry Kuimi	F	13:59	1-5	0-0	0-4	2	6	2	0	2	0	2	1	0	1	-11
5 Calvin Temple	F	17:00	2-8	1-3	2-4	0-1	1	1	5	7	0	2	0	0	0	-27
14 Wesley Taylor	04:36	0-1	0-0	0-0	0-0	0-0	0	0	0	0	0	0	0	0	0	-13
2 Ken Evans	16:55	0-2	0-0	1-4	2	3	5	2	3	1	0	4	2	0	0	-1
0 Demarion Barrieff-Smith	02:00	0-0	0-0	0-0	0-0	0-0	0	0	0	0	0	0	0	0	0	-1
22 Micheal Tate Jr.	03:56	0-1	0-0	2-2	1	0	1	0	2	0	0	0	1	0	0	10
Team					2	2	4									
<b>Totals</b>		15-52	2-10	13-18	16	25	41	19	17	45	4	26	8	3	5	-35

**Shooting By Period**

1st FG%	5-25	20.0%
3PT%	0-5	0.0%
FT%	2-4	50%
2nd FG%	10-27	37.0%
3PT%	2-5	40.0%
FT%	11-14	78.6%
GM FG%	15-52	28.8%
3PT%	2-10	20.0%
FT%	13-18	72.2%

Dead Ball Rebounds: 2, 0

Technical Fouls: NONE

**Ole Miss - 80** Record: 1-0

NO. Name	Min	FG	3P	FT	Rebounds	Fouls	TP	AS	TO	ST	Blocks	+	-			
		M/A	M/A	M/A	OR DR TOT	PF	FD				BS	BA				
3 Khamid Sy	F	13:09	5-6	1-2	0-0	0-2	2	0	0	11	1	2	1	0	0	17
5 KJ Buffen	F	13:32	3-4	1-1	0-0	3-2	5	3	0	7	3	2	0	0	0	11
2 Devontae Shuler	G	22:42	9-10	5-5	0-0	1-0	1	0	1	23	2	1	3	0	0	36
15 Luis Rodriguez	G	22:10	2-7	0-2	0-0	1-2	3	4	1	4	4	0	2	0	1	13
24 Jarkel Joiner	G	22:56	2-5	0-2	2-2	0-1	1	2	2	6	2	0	1	0	0	12
21 Robert Allen	G	13:56	2-4	1-1	0-0	0-0	0	2	1	5	3	0	0	0	2	17
0 Romello White	19:34	2-4	0-0	4-5	5	6	3	4	8	0	2	0	2	0	0	24
1 Austin Crowley	16:10	2-3	0-1	0-0	0-1	1	3	2	4	1	1	1	0	0	0	28
11 Matthew Murrell	17:50	0-7	0-2	4-4	0-0	0-0	2	4	1	1	1	0	0	1	6	6
14 Dimencio Vaughn	14:58	1-3	0-1	2-2	0-3	0-3	0	1	4	2	2	0	0	0	0	20
23 Sammy Hunter	08:53	1-3	0-2	1-4	1	1	2	1	3	3	0	1	0	1	0	8
4 Antavion Collum	08:34	0-2	0-1	0-0	2-2	4-0	0	0	0	2	0	1	0	0	0	-1
12 Shon Robinson	03:14	0-2	0-1	0-0	0-0	0-0	0	0	1	0	0	0	0	0	0	-10
33 John McBride	02:22	0-1	0-0	1-2	1	0	1	0	1	1	0	0	0	0	0	-8
Team					1	5	6									
<b>Totals</b>		29-61	8-21	14-19	11	24	35	17	19	80	21	12	9	5	3	35

**Shooting By Period**

1st FG%	14-28	50.0%
3PT%	3-6	50.0%
FT%	10-13	76.9%
2nd FG%	15-33	45.5%
3PT%	9-21	38.1%
FT%	4-6	66.7%
GM FG%	29-61	47.5%
3PT%	12-33	36.4%
FT%	14-19	73.7%

Dead Ball Rebounds: 1, 0

Technical Fouls: NONE

	JSU	OLE
Biggest lead	2 (1st 16:29)	48 (2nd 8:55)
Best Scoring Run	11 (2nd 0:54)	20 (1st 8:48)
Lead Changes	2	
Times Tied	3	
Time with Lead	00:15	36:56

Points from	JSU	OLE
Turnovers	8	20
Paint	14	38
Second Chance	10	11
Fast Breaks	0	14
Bench	12	29

Period by Period Scoring	1st	2nd	TOT
JSU	12	33	45
OLE	41	39	80

GAME 2: OLE MISS 78, UNCW 58

Official Basketball Box Score - Final  
**UNCW at Ole Miss**  
 12/12/20 The Pavilion at Ole Miss, Oxford, Miss.  
 2020-21 Ole Miss Men's Basketball

Game Time: 4:00 PM  
 Game Duration: 1:56  
 Attendance: 895



**UNCW - 58** Record: 3-3

NO. Name	Min	FG	3P	FT	Rebounds	Fouls	TP	AS	TO	ST	Blocks	+	-			
		M/A	M/A	M/A	OR DR TOT	PF	FD				BS	BA				
14 Joe Pridden	F	28:34	4-8	0-2	0-3	1	3	4	1	2	8	1	3	0	0	-22
4 Mike Okauru	G	32:08	6-11	3-3	0-2	1	6	7	3	3	15	4	3	0	0	-9
5 Jake Boggs	G	23:23	1-4	0-3	0-0	1	1	1	4	2	2	2	1	0	0	-14
10 Jamhari Harvey	G	19:15	2-4	0-0	0-0	0	1	0	2	0	4	2	2	0	0	-6
30 Jaylen Sims	G	39:05	3-11	3-8	4-4	0	4	4	3	4	13	2	4	4	0	-19
0 Ty Gaddis	G	31:35	5-10	3-5	3-4	0	1	1	3	3	16	2	3	0	0	-15
32 John Bowen	11:34	0-1	0-0	0-0	1	0	1	2	0	0	0	1	1	0	0	-7
1 Brian Tolefree	09:29	0-1	0-0	0-0	0	1	1	2	0	0	0	0	0	0	0	-9
24 Imajae Dodd	05:03	0-1	0-0	0-0	0	0	0	0	3	0	0	1	0	0	0	1
Team					4	2	6									
<b>Totals</b>		21-51	9-21	7-13	8	18	26	22	16	58	13	19	8	1	5	-20

**Shooting By Period**

1st FG%	7-23	30.4%
3PT%	2-8	25.0%
FT%	2-4	50%
2nd FG%	14-28	50.0%
3PT%	7-13	53.8%
FT%	5-9	55.6%
GM FG%	21-51	41.2%
3PT%	9-21	42.9%
FT%	7-13	53.8%

Dead Ball Rebounds: 3, 0

Technical Fouls: NONE

**Ole Miss - 78** Record: 2-0

NO. Name	Min	FG	3P	FT	Rebounds	Fouls	TP	AS	TO	ST	Blocks	+	-				
		M/A	M/A	M/A	OR DR TOT	PF	FD				BS	BA					
0 Romello White	F	32:41	7-8	0-0	6-7	1	5	6	0	6	20	2	0	1	2	0	26
5 KJ Buffen	F	18:04	2-6	0-1	2-2	2	0	2	4	3	6	1	1	1	1	0	-6
2 Devontae Shuler	G	29:40	7-15	2-6	2-2	0	0	0	2	2	18	6	5	3	0	0	27
15 Luis Rodriguez	G	30:04	6-10	2-3	0-4	4	8	12	1	3	14	4	1	1	2	1	15
24 Jarkel Joiner	G	26:55	2-5	0-1	2-2	2	2	4	0	2	6	2	2	0	0	0	4
21 Robert Allen	G	20:58	1-2	0-0	0-0	0	4	4	3	0	2	1	1	1	0	0	21
1 Austin Crowley	15:00	2-7	0-3	2-2	0	0	0	1	2	0	6	0	2	0	0	0	5
3 Khamid Sy	03:23	1-2	0-0	0-0	0	1	1	0	1	1	2	0	0	0	0	0	-1
11 Matthew Murrell	13:16	1-2	0-1	0-0	0-1	1	1	2	0	2	0	0	0	0	0	0	8
14 Dimencio Vaughn	05:05	1-1	0-0	0-2	1	1	2	2	2	2	2	0	1	1	0	0	0
23 Sammy Hunter	03:49	0-0	0-0	0-0	0	1	1	1	1	0	0	1	0	0	0	0	0
4 Antavion Collum	01:05	0-0	0-0	0-0	0	0	0	0	0	0	0	1	0	0	0	0	-8
Team					5	2	7										
<b>Totals</b>		30-58	4-15	14-21	15	25	40	16	22	78	17	15	8	5	1	20	

**Shooting By Period**

1st FG%	15-34	44.1%
3PT%	1-6	16.7%
FT%	7-8	87.5%
2nd FG%	15-28	62.5%
3PT%	3-9	33.3%
FT%	7-13	53.8%
GM FG%	30-58	51.7%
3PT%	4-15	26.7%
FT%	14-21	66.7%

Dead Ball Rebounds: 2, 0

Technical Fouls: NONE

	UNCW	OM
Biggest lead	2 (1st 19:33)	26 (2nd 15:10)
Best Scoring Run	6 (2nd 10:53)	11 (1st 0:53)
Lead Changes	3	
Times Tied	1	
Time with Lead	01:22	37:03

Points from	UNCW	OM
Turnovers	9	24
Paint	20	50
Second Chance	2	15
Fast Breaks	4	8
Bench	16	14

Period by Period Scoring	1st	2nd	TOT
UNCW	18	40	58
OM	38	40	78

GAME 3: OLE MISS 68, CENTRAL ARKANSAS 54

Official Basketball Box Score - Final  
**Central Ark. at Ole Miss**  
 12/14/20 The Pavilion at Ole Miss, Oxford  
 2020-21 Men's Basketball

Game Time: 7:00 PM  
 Game Duration: 1:59  
 Attendance: 895



**Central Ark. - 54** Record: 0-5

NO. Name	Min	FG	3P	FT	Rebounds	Fouls	TP	AS	TO	ST	Blocks	+	-			
		M/A	M/A	M/A	OR DR TOT	PF	FD				BS	BA				
23 Samson George	F	16:44	1-4	0-1	1-2	0-2	2	1	1	3	0	1	0	0	0	-8
24 Jared Chatham	F	28:19	3-8	1-4	0-1	0-0	2	2	7	1	5	0	0	0	0	-16
1 Rylan Bergensen	G	37:09	5-12	2-5	2-3	0-3	3	3	4	14	3	3	0	0	0	-17
4 Khaleem Bennett	G	17:53	1-3	0-0	3-4	0-0	0	5	2	5	1	0	0	0	0	-12
55 Deandre Jones	G	17:25	0-2	0-0	2-2	0-1	1	1	5	3	2	4	0	0	0	-7
00 SK Shittu	19:56	2-3	0-0	0-1	0-7	7	1	2	4	1	1	1	0	0	0	-5
11 Eddy Kayoutoud	28:46															

BOX SCORES

GAME 5: DAYTON 65, OLE MISS 62



Official Basketball Box Score - Final
Ole Miss at Dayton
12/19/20 University of Dayton Arena, Dayton, Ohio
2020-21 NCAA Men's Basketball

Game Time: 2:32 PM
Game Duration: 2:12

Officials: Lee Cassell, Don Daly, Lamar Simpson

Ole Miss - 62

Record: 4-1

Table with columns: NO., Name, Min, FG, 3P, FT, Rebounds, Fouls, TP, AS, TO, ST, Blocks, +/-

Shooting By Period
1st FG% 12.31 38.7%
3PT% 5-11 45.5%
FT% 2-4 50%
2nd FG% 12.28 42.9%
3PT% 5-8 62.5%
GM FG% 24.59 40.7%
GM 3PT% 7-21 33.3%
FT% 7-12 58.3%

Technical Fouls:White 1st 15:19

Dayton - 65

Record: 4-1

Table with columns: NO., Name, Min, FG, 3P, FT, Rebounds, Fouls, TP, AS, TO, ST, Blocks, +/-

Shooting By Period
1st FG% 9-22 40.9%
3PT% 4-8 50.0%
FT% 2-3 66.7%
2nd FG% 14-23 60.9%
3PT% 4-7 57.1%
FT% 9-15 60%
GM FG% 23-45 51.1%
3PT% 8-15 53.3%
FT% 11-18 61.1%

Technical Fouls:Johnson 1st 15:19

OMS DAY

Summary table with columns: Biggest lead, Best Scoring Run, Lead Changes, Times Tied, Time with Lead, Points from Turnovers, Paint, Second Chance, Fast Breaks, Bench

GAME 6: OLE MISS 90, UT MARTIN 43



Official Basketball Box Score - Final
UT Martin at Ole Miss
12/22/20 The Pavilion at Ole Miss, Oxford
2020-21 Men's Basketball

Game Time: 4:00 PM
Game Duration: 1:45
Attendance: 875

Officials: Terry Ogleby, Hunter Allen, Wesley Ford

UT Martin - 43

Record: 3-2

Table with columns: NO., Name, Min, FG, 3P, FT, Rebounds, Fouls, TP, AS, TO, ST, Blocks, +/-

Shooting By Period
1st FG% 7-23 30.4%
3PT% 3-9 33.3%
FT% 2-4 50%
2nd FG% 10-28 35.7%
3PT% 3-11 27.3%
FT% 1-2 50%
GM FG% 17-56 30.4%
3PT% 6-20 30.0%
FT% 3-6 50.0%

Technical Fouls:NONE

Ole Miss - 90

Record: 5-1

Table with columns: NO., Name, Min, FG, 3P, FT, Rebounds, Fouls, TP, AS, TO, ST, Blocks, +/-

Shooting By Period
1st FG% 18-29 62.1%
3PT% 6-11 54.5%
FT% 5-8 62.5%
2nd FG% 17-30 56.7%
3PT% 3-11 27.3%
FT% 6-8 75%
GM FG% 35-59 59.3%
3PT% 9-22 40.9%
FT% 11-18 61.1%

Technical Fouls:NONE

UTM OLE

Summary table with columns: Biggest lead, Best Scoring Run, Lead Changes, Times Tied, Time with Lead, Points from Turnovers, Paint, Second Chance, Fast Breaks, Bench

GAME 7: ALABAMA 82, OLE MISS 64



Official Basketball Box Score - Final
Ole Miss at Alabama
12/29/20 Coleman Coliseum, Tuscaloosa
2020-21 Men's Basketball

Game Time: 8:00 PM
Game Duration: 2:19
Attendance: 2,655

Officials: Brian Shey, Joe Lindsay, Steven Anderson

Ole Miss - 64

Record: 5-2 (1-1)

Table with columns: NO., Name, Min, FG, 3P, FT, Rebounds, Fouls, TP, AS, TO, ST, Blocks, +/-

Shooting By Period
1st FG% 11-31 35.5%
3PT% 1-6 16.7%
FT% 1-15 73.3%
2nd FG% 11-34 32.4%
3PT% 0-7 0%
FT% 8-20 40%
GM FG% 22-65 33.8%
3PT% 1-13 7.7%
FT% 19-35 54.3%

Technical Fouls:NONE

Alabama - 82

Record: 6-3 (1-0)

Table with columns: NO., Name, Min, FG, 3P, FT, Rebounds, Fouls, TP, AS, TO, ST, Blocks, +/-

Shooting By Period
1st FG% 15-32 46.9%
3PT% 7-17 41.2%
FT% 6-10 60%
2nd FG% 13-33 39.4%
3PT% 5-20 25.0%
FT% 8-14 57.1%
GM FG% 28-65 43.1%
3PT% 12-37 32.4%
FT% 14-24 58.3%

Technical Fouls:Rojas 2nd 12:14

OLM ALA

Summary table with columns: Biggest lead, Best Scoring Run, Lead Changes, Times Tied, Time with Lead, Points from Turnovers, Paint, Second Chance, Fast Breaks, Bench

GAME 8: WICHITA STATE 83, OLE MISS 79



Official Basketball Box Score - Final
Wichita St. at Ole Miss
01/02/21 The Pavilion at Ole Miss, Oxford
2020-21 Men's Basketball

Game Time: 5:00 PM
Game Duration: 2:09
Attendance: 860

Officials: Anthony Jordan, Vladimir Voyard-Tadai, K.B. Burdett Jr.

Wichita St. - 83

Record: 6-2

Table with columns: NO., Name, Min, FG, 3P, FT, Rebounds, Fouls, TP, AS, TO, ST, Blocks, +/-

Shooting By Period
1st FG% 14-26 53.8%
3PT% 5-9 55.6%
FT% 6-6 100%
2nd FG% 12-24 50.0%
3PT% 4-11 36.4%
FT% 16-20 80%
GM FG% 26-50 52.0%
3PT% 9-20 45.0%
FT% 22-26 84.6%

Technical Fouls:NONE

Ole Miss - 79

Record: 5-3

Table with columns: NO., Name, Min, FG, 3P, FT, Rebounds, Fouls, TP, AS, TO, ST, Blocks, +/-

Shooting By Period
1st FG% 16-35 45.7%
3PT% 7-13 53.8%
FT% 2-2 100%
2nd FG% 12-31 38.7%
3PT% 2-13 15.4%
FT% 12-18 66.7%
GM FG% 28-66 42.4%
3PT% 9-26 34.6%
FT% 14-20 70.0%

Technical Fouls:NONE

WSU OLE

Summary table with columns: Biggest lead, Best Scoring Run, Lead Changes, Times Tied, Time with Lead, Points from Turnovers, Paint, Second Chance, Fast Breaks, Bench

BOX SCORES

GAME 9: OLE MISS 72, AUBURN 61



Official Basketball Box Score - Final  
Auburn at Ole Miss  
01/06/21 The Pavilion at Ole Miss, Oxford  
2020-21 Men's Basketball

Game Time: 8:00 PM  
Game Duration: 1:45  
Attendance: 853

Officials: Don Daly, Todd Austin, Lee Cassel

NO.	Name	Min	FG			3P			FT			Rebounds		Fouls		TP	AS	TO	ST	Blocks		+/-
			M	A	%	M	A	%	M	A	%	OR	DR	PF	FD					BS	BA	
10	JT Thor	F 24:38	3-9	1-2	2-3	2-3	5-5	2-3	9	1	1	1	0	1	0	1	-16					
23	Jaylin Williams	F 30:04	7-14	6-10	4-4	1-3	4-3	3-3	24	4	3	2	0	1	2							
1	Jamal Johnson	G 33:55	4-14	3-9	0-0	1-3	4-4	2-3	11	1	0	1	0	1	-3							
22	Allen Flanigan	G 34:28	2-8	0-4	0-0	1-5	6-6	1-2	4	5	8	2	1	0	-19							
35	Devan Cambridge	G 32:00	2-10	0-5	0-0	2-3	5-2	4-4	7	1	2	1	0	2	-12							
15	Chris Moore	F 15:12	2-2	0-0	0-0	1-1	1-1	0-0	4	1	0	0	0	0	-2							
13	Babatunde Akingbola	07:13	0-0	0-0	0-0	0-0	0-0	0-0	0	1	0	1	0	0	-2							
44	Dylan Cardwell	15:54	2-2	0-0	1-2	1-4	5-1	1-5	0	1	0	0	0	0	-2							
4	Javon Franklin	02:11	0-1	0-0	0-0	0-0	0-0	0-0	0	0	0	0	0	0	-4							
12	Lior Berman	04:25	0-1	0-0	0-0	0-0	0-0	0-0	0	0	0	0	0	0	3							
Team																						
Totals			22-61	10-30	7-9	13	24	37	14	15	61	13	16	7	2	5	-11					

Technical Fouls: NONE

Shooting By Period	
1 <sup>st</sup> FG%	4-13 30.8%
3PT%	1-7 14.3%
2 <sup>nd</sup> FG%	12-34 35.3%
3PT%	6-17 35.3%
FT%	2-2 100%
GM FG%	22-61 36.1%
3PT%	10-30 33.3%
FT%	7-9 77.8%

Dead Ball Rebounds: 1, 0

NO.	Name	Min	FG			3P			FT			Rebounds		Fouls		TP	AS	TO	ST	Blocks		+/-
			M	A	%	M	A	%	M	A	%	OR	DR	PF	FD					BS	BA	
0	Romello White	F 27:45	5-8	0-0	2-4	2-1	3-3	2-3	12	0	2	0	1	0	0	21						
5	KJ Buffen	F 25:16	3-7	0-1	1-1	2-3	3-4	1-7	0	1	1	1	0	0	5							
2	Devontae Shuler	G 34:53	3-10	1-6	0-0	1-2	3-0	1-7	10	2	2	1	0	8								
11	Matthew Murrell	G 20:36	0-6	0-4	0-0	0-4	4-0	0-0	2	0	1	0	0	16								
15	Luis Rodriguez	G 18:39	5-8	2-4	0-0	2-5	7-5	1-12	1	2	2	0	1	4								
24	Jarkel Joiner	17:54	1-6	1-3	6-6	0-0	0-0	2-4	9	3	1	1	0	0								
1	Austin Crowley	27:58	4-6	0-1	0-0	2-8	10-2	1-8	1	1	4	0	0	5								
3	Khadim Sy	12:15	5-6	3-3	0-0	2-2	1-0	13	0	1	0	1	0	-10								
21	Robert Allen	12:30	1-2	0-1	2-2	0-1	1-2	4-4	0	0	0	0	1	0								
23	Sammy Hunter	02:14	0-0	0-0	0-0	0-0	0-0	0-0	0	0	0	0	0	0								
Team																						
Totals			27-59	7-23	11-13	8	27	35	15	14	72	17	11	11	5	2	11					

Technical Fouls: NONE

Biggest lead		AUB		OLE	
0	(1 <sup>st</sup> 20:00)	18	(2 <sup>nd</sup> 15:45)		
Best Scoring Run	7 (1 <sup>st</sup> 11:37)	8	(1 <sup>st</sup> 7:39)		
Lead Changes	0				
Times Tied	0				
Time with Lead	00:00	39:41			

GAME 11: FLORIDA 72, OLE MISS 63



Official Basketball Box Score - Final  
Ole Miss at Florida  
01/11/21 Exactech Arena at Stephen C. O'Connell Center, Gainesville  
2020-21 Men's Basketball

Game Time: 7:00 PM  
Game Duration: 1:54  
Attendance: 2,254

Officials: Anthony Jordan, Owen Shortt, Byron Jarratt

NO.	Name	Min	FG			3P			FT			Rebounds		Fouls		TP	AS	TO	ST	Blocks		+/-
			M	A	%	M	A	%	M	A	%	OR	DR	PF	FD					BS	BA	
3	Khadim Sy	F 09:18	0-4	0-1	0-0	1-1	2-2	1-0	0	0	2	0	0	0	1	7						
5	KJ Buffen	F 36:38	4-9	0-0	0-2	2-3	5-0	2-8	1	2	1	1	3	-8								
1	Austin Crowley	G 26:09	1-5	0-2	0-0	0-4	4-2	2-0	0	0	0	0	0	-1								
2	Devontae Shuler	G 33:57	7-14	2-5	3-3	0-1	1-1	1-1	19	3	0	1	0	-7								
15	Luis Rodriguez	G 20:40	2-8	2-2	0-0	1-3	4-4	1-6	1	0	2	1	1	-8								
0	Romello White	20:52	2-5	0-0	6-8	1-1	2-5	4-10	0	3	0	0	1	-10								
24	Jarkel Joiner	25:40	4-9	1-3	0-0	0-3	3-3	1-9	2	0	0	0	1	-13								
14	Dimencio Vaughn	11:56	2-3	1-1	0-0	0-2	2-0	1-5	0	1	0	0	0	-3								
11	Matthew Murrell	02:27	0-1	0-0	0-0	0-1	1-0	0-0	0	0	0	0	0	-1								
21	Robert Allen	12:23	1-2	0-0	2-2	3-0	3-4	1-4	1	0	0	1	1	-1								
Team																						
Totals			23-60	6-14	11-15	10	21	31	21	11	63	8	4	3	10	-9						

Technical Fouls: Coach 2<sup>nd</sup> 0:48

Shooting By Period	
1 <sup>st</sup> FG%	12-31 38.7%
3PT%	2-7 28.6%
FT%	5-5 100%
2 <sup>nd</sup> FG%	11-29 37.9%
3PT%	4-7 57.1%
FT%	6-10 60%
GM FG%	23-60 38.3%
3PT%	6-14 42.9%
FT%	11-15 73.3%

Dead Ball Rebounds: 2, 0

NO.	Name	Min	FG			3P			FT			Rebounds		Fouls		TP	AS	TO	ST	Blocks		+/-
			M	A	%	M	A	%	M	A	%	OR	DR	PF	FD					BS	BA	
4	Anthony Duruji	F 39:05	1-7	1-3	0-0	2-4	6-1	1-3	1	1	1	1	1	0	14							
12	Colin Castleton	F 30:32	6-12	0-0	9-12	5-5	10-1	1-8	21	3	3	0	8	1	9							
1	Tre Mann	G 28:14	4-12	1-3	8-8	2-5	7-3	4-4	17	3	1	3	0	15								
10	Noah Locke	G 37:58	4-8	3-6	4-4	1-3	4-2	2-5	15	0	1	0	0	8								
22	Tyree Appleby	G 31:10	2-4	0-0	1-2	0-7	7-3	5-5	2	2	2	0	1	5								
0	Quies Glover	10:03	2-4	0-0	0-0	0-0	0-0	0-0	4	0	0	0	0	-2								
2	Samson Ruzhantsev	13:30	2-3	1-2	0-0	0-2	0-0	0-5	0	0	0	0	0	-4								
5	Omar Payne	07:30	1-1	0-0	0-0	0-1	1-0	0-0	2	0	0	0	1	0								
15	Osayi Osifo	01:58	0-0	0-0	0-0	0-0	0-0	0-0	0	0	0	0	0	-1								
Team																						
Totals			22-51	6-14	22-26	10	29	39	12	20	72	9	10	6	10	3	9					

Technical Fouls: Coach 2<sup>nd</sup> 9:55

Biggest lead		MIS		FLA	
9	(2 <sup>nd</sup> 6:28)	11	(1 <sup>st</sup> 7:52)		
Best Scoring Run	5 (1 <sup>st</sup> 6:55)	14	(2 <sup>nd</sup> 0:36)		
Lead Changes	9				
Times Tied	5				
Time with Lead	18:26	19:59			

GAME 10: LSU 75, OLE MISS 61



Official Basketball Box Score - Final  
LSU at Ole Miss  
01/09/21 The Pavilion at Ole Miss, Oxford  
2020-21 Men's Basketball

Game Time: 7:30 PM  
Game Duration: 1:56  
Attendance: 895

Officials: Doug Shows, Patrick Evans, Will Howard

NO.	Name	Min	FG			3P			FT			Rebounds		Fouls		TP	AS	TO	ST	Blocks		+/-
			M	A	%	M	A	%	M	A	%	OR	DR	PF	FD					BS	BA	
0	Mwani Wilkinson	F 27:43	2-2	0-0	0-0	2-1	3-2	2-0	4	2	1	2	0	0	14							
2	Trendon Watford	F 31:04	7-16	2-4	5-5	1-5	6-6	4-4	21	3	2	2	0	11								
4	Darius Dubs	F 27:28	5-9	3-6	2-2	2-5	7-3	1-5	0	2	1	0	0	11								
1	Javonte Smart	G 35:08	6-14	1-6	4-4	0-0	0-0	1-3	17	6	6	1	0	9								
24	Cameron Thomas	G 03:54	0-1	0-1	0-0	0-0	0-0	0-0	1	0	0	0	0	5								
25	Eric Gaines	27:47	3-7	2-3	2-4	0-2	2-3	3-10	2	2	4	0	0	8								
11	Josh LeBlanc	21:28	1-1	0-0	0-0	1-4	5-3	0-2	1	0	0	0	0	-5								
15	Audre Hyatt	17:24	2-4	0-1	0-1	0-5	0-1	4-4	0	0	0	0	2	7								
3	Jalen Cook	08:04	1-2	0-0	0-0	0-1	1-2	1-2	1	2	1	0	0	-1								
Team																						
Totals			27-56	8-21	13-16	10	25	35	19	13	75	15	16	11	3	4	14					

Technical Fouls: Watford 2<sup>nd</sup> 18:12

NO.	Name	Min	FG			3P			FT			Rebounds		Fouls		TP	AS	TO	ST	Blocks		+/-
			M	A	%	M	A	%	M	A	%	OR	DR	PF	FD					BS	BA	
0	Romello White	F 22:56	2-3	0-0	0-2	1-2	3-3	1-1	4	0	1	1	0	0								

BOX SCORES

GAME 13: OLE MISS 64, MISSISSIPPI STATE 46



Official Basketball Box Score - Final  
**Ole Miss at Mississippi State**  
 01/19/21 Humphrey Coliseum, Starkville, MS  
 2020-21 Men's Basketball  
 Game Time: 8:05 PM  
 Game Duration: 1:37  
 Attendance: 1,000  
 Officials: Byron Jarrett, Vladimir Voyard-Tadai, Doug Simons

Ole Miss - 64													
Record: 7-6 (2-4)													
NO.	Name	Min	FG	3P	FT	Rebounds	Fouls	TP	AS	TO	ST	Blocks	+/-
			M/A	M/A	M/A	OR DR TOT	PF PD					BS BA	
0	Romello White	F	17:52	1-1	0-0	0 3 3	4 0 2	0	1	0	1	0	3
5	KJ Buffen	F	32:36	4-10	1-2	0 0 1 4 5	2 2 9	5	1	2	1	1	9
2	Devontae Shuler	G	33:25	8-13	3-5	3 4 0 3 3	0 2 22	1	4	3	0	1	14
15	Luis Rodriguez	G	26:08	3-6	0-2	0 2 6 8	2 1 6	1	0	2	1	0	12
24	Jarkel Joiner	G	35:54	4-12	0-3	4 4 0 5 5	0 3 12	2	0	2	2	2	11
3	Khadim Sy	G	16:19	1-6	0-2	0 0 0 3 2 5	3 1 2	1	0	0	0	0	1
11	Matthew Murrell	G	10:41	1-2	0-1	0 0 0 0 0 0	0 0 2	0	0	0	0	0	0
14	Dimencio Vaughn	G	13:52	3-4	1-2	0 0 1 2 3	0 0 7	0	3	1	0	0	6
21	Robert Allen	G	08:27	1-2	0-0	0 0 1 0 1	1 0 2	0	0	0	0	0	1
23	Sammy Hunter	G	04:46	0-1	0-1	0 0 1 0 1	1 0 2	0	0	0	0	0	4
Team													
Totals			26:57	5-16	7-8	9 28 37	12 9 64	10	10	10	5	5	18

Shooting By Period		
1 <sup>st</sup> FG%	13-32	40.6%
3PT%	3-11	27.3%
FT%	0-0	0%
2 <sup>nd</sup> FG%	13-25	52.0%
3PT%	2-7	28.6%
FT%	7-8	87.5%
GM FG%	26-57	45.6%
3PT%	5-18	27.8%
FT%	7-8	87.5%

Dead Ball Rebounds: 0, 0

Mississippi State - 46													
Record: 9-6 (4-3)													
NO.	Name	Min	FG	3P	FT	Rebounds	Fouls	TP	AS	TO	ST	Blocks	+/-
			M/A	M/A	M/A	OR DR TOT	PF PD					BS BA	
24	Abdul Aco	F	35:38	1-5	0-0	2 2 4 5 9	0 3 4	1	1	1	3	1	-13
35	Tolu Smith	F	29:48	4-10	0-0	2 2 1 5 6 4	2 2 10	2	2	0	0	0	-15
0	Jalen Johnson	G	17:15	1-3	0-0	0 3 3 0 0	3 0 3	0	1	1	1	0	0
1	Iverson Molinar	G	34:20	3-10	0-2	1 2 0 6 6	1 2 7 3	2	1	0	0	3	-7
3	D.J. Stewart Jr.	G	35:55	7-16	3-8	1 2 1 2 3 0	2 18 0	3	0	0	0	0	19
2	Javian Davis	G	08:38	1-1	0-0	0 2 1 1 2	2 2 1	0	2	1	0	0	-8
4	Cameron Matthews	G	14:11	0-0	0-0	0 0 0 0 0	2 1 0	2	2	1	0	0	-14
5	Deivon Smith	G	23:15	1-5	0-1	0 0 1 1 2	2 0 3	1	0	0	0	0	-14
Team													
Totals			18:52	4-14	6-10	8 23 31	9 12 46	12	12	6	5	5	-18

Shooting By Period		
1 <sup>st</sup> FG%	9-25	36.0%
3PT%	1-7	14.3%
FT%	2-4	50%
2 <sup>nd</sup> FG%	9-27	33.3%
3PT%	3-7	42.9%
FT%	4-6	66.7%
GM FG%	18-52	34.6%
3PT%	4-14	28.6%
FT%	6-10	60.0%

Dead Ball Rebounds: 2, 0

Points from			Turnovers			Period by Period Scoring			
UM	MSU		UM	MSU		1st	2nd	TOT	
20 (2 <sup>nd</sup> 0:49)	4 (1 <sup>st</sup> 15:48)		11	4		UM	29	35	64
30	22		MSU	21	25	46			
3	13								
0	9								
30:25	09:05								

GAME 14: OLE MISS 61, TEXAS A&M 50



Official Basketball Box Score - Final  
**Texas A&M at Ole Miss**  
 01/23/21 The Pavilion at Ole Miss, Oxford  
 2020-21 Men's Basketball  
 Game Time: 2:30 PM  
 Game Duration: 1:53  
 Attendance: 895  
 Officials: Doug Shows, Steven Anderson, Bart Lenox

Texas A&M - 50														
Record: 7-6 (2-5)														
NO.	Name	Min	FG	3P	FT	Rebounds	Fouls	TP	AS	TO	ST	Blocks	+/-	
			M/A	M/A	M/A	OR DR TOT	PF PD					BS BA		
5	Emanuel Miller	F	35:31	8-14	0-0	2 3 8 11	2 3	18	3	1	0	0	15	
15	Jonathan Aku	F	11:50	1-2	0-0	0 0 2 1 3	5 0	2	1	2	0	2	1	
0	Jay Chandler	G	10:26	0-3	0-3	0 0 0 1 1	1 0	0	0	0	0	0	-16	
11	Hassan Diarra	G	31:04	2-7	1-3	1 3 1 5 6	4 2	6	0	3	0	1	-9	
20	Andre Gordon	G	24:34	3-8	1-4	0 0 2 2 2	0 2	7	0	6	1	0	-11	
45	Kevin Marlo	F	19:26	3-4	0-0	2 2 2 4 1	2 8	1	8	1	2	0	-11	
3	Quenton Jackson	G	18:47	0-4	0-3	0 0 1 1 0	2 0	3	1	1	0	0	-10	
4	Jaxson Robinson	G	15:00	2-5	2-5	0 0 0 0 0	0 0	6	1	2	1	0	13	
1	Samyon Flagg	G	14:21	0-1	0-1	0 0 1 1 3	0 0	3	1	1	0	0	-1	
2	Hayden Haffner	G	08:48	1-2	1-2	0 0 1 1 0	0 3	2	0	0	0	0	-3	
24	LaDamien Bradford	G	04:43	0-1	0-0	0 0 1 0 0	0 0	0	0	0	0	0	3	
31	Luke McGhee	G	05:30	0-0	0-0	0 0 0 0 0	0 1	0	0	0	0	0	5	
Team														
Totals			20:51	5-21	5-8	8 23 31	19 10	50	14	18	5	3	5	-11

Shooting By Period		
1 <sup>st</sup> FG%	11-25	44.0%
3PT%	3-11	27.3%
FT%	3-3	100%
2 <sup>nd</sup> FG%	9-26	34.6%
3PT%	2-10	20.0%
FT%	2-5	40%
GM FG%	5-21	23.8%
3PT%	5-8	62.5%

Dead Ball Rebounds: 2, 0

Ole Miss - 61														
Record: 8-6 (3-4)														
NO.	Name	Min	FG	3P	FT	Rebounds	Fouls	TP	AS	TO	ST	Blocks	+/-	
			M/A	M/A	M/A	OR DR TOT	PF PD					BS BA		
0	Romello White	F	24:53	1-1	0-0	7 8 1 2 3	0 5 9	1	2	0	3	0	18	
5	KJ Buffen	F	30:29	3-6	0-0	2 2 3 5 3	2 2 6	1	4	0	1	1	16	
2	Devontae Shuler	G	34:00	6-15	3-8	2 2 0 4 4	1 2	17	4	3	0	0	19	
15	Luis Rodriguez	G	19:19	0-1	0-1	0 0 0 4 4	1 0	0	1	2	0	1	2	
24	Jarkel Joiner	G	33:32	7-11	1-3	6 7 3 4 7	1 4	21	0	2	1	0	14	
21	Robert Allen	G	07:41	0-1	0-0	2 2 0 1 1	0 1	2	2	0	0	0	1	
3	Khadim Sy	G	13:46	0-1	0-0	0 0 1 3 4	2 0	0	0	2	0	0	1	
11	Matthew Murrell	G	20:30	2-5	1-3	1 4 0 0 0	1 2 6	1	1	2	0	0	5	
14	Dimencio Vaughn	G	04:27	0-1	0-1	0 0 0 0 0	1 1	0	1	1	0	0	-6	
1	Austin Crowley	G	05:30	0-0	0-0	0 0 0 0 0	0 0	0	1	0	0	0	1	
4	Antavion Collum	G	02:20	0-0	0-0	0 0 0 0 0	1 1	0	0	0	0	0	-6	
23	Sammy Hunter	G	01:21	0-1	0-1	0 0 1 1 0	0 0	0	0	0	0	0	-1	
33	John McBride	G	01:21	0-0	0-0	0 0 0 0 0	0 0	0	0	0	0	0	-1	
12	Shon Robinson	G	00:51	0-0	0-0	0 0 1 1 0	0 0	0	0	0	0	0	-1	
Team														
Totals			19:43	5-17	18-29	8 24 32	10 19	61	12	15	0	5	3	-11

Shooting By Period		
1 <sup>st</sup> FG%	11-23	47.8%
3PT%	3-8	37.5%
FT%	6-11	54.5%
2 <sup>nd</sup> FG%	8-20	40.0%
3PT%	2-9	22.2%
FT%	12-18	66.7%
GM FG%	19-43	44.2%
3PT%	5-17	29.4%
FT%	18-29	62.1%

Dead Ball Rebounds: 4, 0

Points from			Turnovers			Period by Period Scoring			
TAMU	OLE		TAMU	OLE		1st	2nd	TOT	
7 (1 <sup>st</sup> 3:33)	18 (2 <sup>nd</sup> 5:30)		17	25		TAMU	28	22	50
5 (1 <sup>st</sup> 8:58)	14 (2 <sup>nd</sup> 15:34)		MSU	28	20				
2	6								
2	3								
07:52	26:40								

GAME 15: ARKANSAS 74, OLE MISS 59



Official Basketball Box Score - Final  
**Ole Miss at Arkansas**  
 01/27/21 Bud Walton Arena, Fayetteville, Ark.  
 2020-21 Men's Basketball  
 Game Time: 7:30 PM  
 Game Duration: 1:53  
 Attendance: 4,400  
 Officials: Vladimir Voyard-Tadai, Ron Groover, Rob Rork

Ole Miss - 59													
Record: 8-7 (3-3)													
NO.	Name	Min	FG	3P	FT	Rebounds	Fouls	TP	AS	TO	ST	Blocks	+/-
			M/A	M/A	M/A	OR DR TOT	PF PD					BS BA	
0	Romello White	F	28:31	1-5	0-0	1 1 3 5 8	3 6 3	1	0	1	1	1	-2
5	KJ Buffen	F	23:09	2-7	0-0	1 2 3 3 4	2 5 0	1	0	0	0	1	-7
2	Devontae Shuler	G	29:41	8-12	0-3	1 2 0 3 3	3 2 19	1	1	1	0	0	-10
15	Luis Rodriguez	G	23:51	4-6	0-1	2 2 1 3 2	3 3 10	2	2	2	0	1	-12
24	Jarkel Joiner	G	33:47	5-12	0-4	1 2 0 1 1	3 1 11	1	1	1	0	0	-9
3	Khadim Sy	G	09:09	1-3	0-2	0 0 1 1 1	0 0 2	0	0	0	0	0	-16
11	Matthew Murrell	G	18:10	1-4	1-2	0 0 1 1 0	3 2 2	0	0	1	1	0	-18
21	Robert Allen	G	07:11	0-1	0-1	2 2 0 2 2	0 0 1	2	1	0	2	0	-4
1	Austin Crowley	G	09:35	0-3	0-1	0 0 2 2 0	0 0 0	1	0	0	0	0	-2

BOX SCORES

GAME 17: OLE MISS 52, #10 TENNESSEE 50



Official Basketball Box Score - Final  
**Tennessee at Ole Miss**  
 2020-21 Men's Basketball

Game Time: 6:00 PM  
 Game Duration: 2:07  
 Attendance: 895

Officials: Don Daly, Steven Anderson, Bart Lenox

Tennessee - 50		Record: 12-4 (5-4)															
NO.	Name	Min	FG	3P	FT	Rebounds	Fouls	TP	AS	TO	ST	Blocks	+/-				
			M-A	M-A	M-A	OR	DR	PF				BS	BA				
10	John Fulkerson	F 29:05	3-5	0-0	2-2	0	4	4	3	2	6	1	3	1	1	0	-4
35	Yves Forns	F 28:55	5-9	2-3	1-2	0	4	4	4	5	13	0	1	1	0	0	9
11	Jaden Springer	G 31:23	1-7	0-0	0-2	2	1	3	1	2	2	4	3	2	1	1	-3
25	Santiago Vescovi	G 28:21	1-4	1-4	0-0	0	2	2	4	3	3	3	2	1	0	0	9
45	Keon Johnson	G 27:04	2-6	1-1	6-8	1	3	4	1	4	11	4	1	0	0	0	0
5	Josiah-Jordan James	G 23:37	3-9	3-7	1-2	0	6	6	2	1	10	1	3	1	1	0	-9
12	Victor Bailey Jr.	22:04	1-4	1-4	0-0	0	2	2	2	0	3	1	2	0	0	0	-11
13	Olivier Nkamhoua	07:33	0-1	0-0	0-0	0	1	1	0	0	0	0	0	0	1	1	3
55	E.J. Anosike	01:58	0-0	0-0	0-0	0	0	0	0	1	0	0	0	0	0	0	-4
Team						2	2	4			10		1				
<b>Totals</b>			16-45	8-19	10-16	5	25	30	17	18	50	14	16	6	4	2	-2

Shooting By Period		
1 <sup>st</sup>	FG%	11-25 44.0%
	3PT%	6-12 50.0%
	FT%	0-0 0%
2 <sup>nd</sup>	FG%	5-20 25.0%
	3PT%	2-7 28.6%
	FT%	10-16 62.5%
GM	FG%	16-45 35.6%
	3PT%	8-19 42.1%
	FT%	10-16 62.5%

Dead Ball Rebounds: 3, 0

Technical Fouls: NONE

Ole Miss - 52		Record: 9-8 (4-6)															
NO.	Name	Min	FG	3P	FT	Rebounds	Fouls	TP	AS	TO	ST	Blocks	+/-				
			M-A	M-A	M-A	OR	DR	PF				BS	BA				
0	Romello White	F 32:24	5-9	0-0	4-5	1	5	6	4	4	14	1	1	2	0	0	10
21	Robert Allen	F 25:28	1-2	0-0	2-4	3	1	4	4	4	4	1	5	2	0	0	-4
2	Devontae Shuler	G 37:33	7-17	1-6	0-1	1	6	7	0	5	15	0	1	2	0	2	1
15	Luis Rodriguez	G 30:05	3-7	1-2	0-0	0	6	6	4	2	7	4	2	2	0	1	4
24	Jarkel Joiner	G 26:19	2-7	0-0	3-4	0	1	1	1	2	7	0	1	0	1	1	-10
11	Matthew Murrell	26:03	1-7	1-4	0-0	0	2	2	1	0	3	1	5	0	0	0	12
3	Khadim Sy	13:14	1-2	0-0	0-0	1	0	1	3	0	2	0	1	0	1	0	1
1	Austin Crowley	02:49	0-0	0-0	0-0	0	0	0	0	0	0	0	0	0	0	0	-1
23	Sammy Hunter	05:01	0-0	0-0	0-0	0	1	1	0	0	0	0	0	0	0	0	-5
14	Dimencio Vaughn	01:04	0-0	0-0	0-0	0	0	0	1	0	0	0	1	0	0	0	2
Team						4	5	9			0		0				
<b>Totals</b>			20-51	3-12	9-14	10	27	37	18	17	52	7	17	8	2	4	2

Shooting By Period		
1 <sup>st</sup>	FG%	10-24 41.7%
	3PT%	2-7 28.6%
	FT%	1-3 33.3%
2 <sup>nd</sup>	FG%	10-27 37.0%
	3PT%	1-5 20.0%
	FT%	8-11 72.7%
GM	FG%	20-51 39.2%
	3PT%	3-12 25.0%
	FT%	9-14 64.3%

Dead Ball Rebounds: 1, 0

Technical Fouls: NONE

	TEN	OLE
Biggest lead	11 (1 <sup>st</sup> 5:54)	5 (2 <sup>nd</sup> 0:50)
Best Scoring Run	10 (2 <sup>nd</sup> 15:07)	11 (2 <sup>nd</sup> 4:38)
Lead Changes	3	
Times Tied	2	
Time with Lead	33:02	05:29

Points from	TEN	OLE
Turnovers	8	18
Paint	10	30
Second Chance	8	7
Fast Breaks	0	15
Bench	13	5

	Period by Period Scoring		
	1st	2nd	TOT
TEN	28	22	50
OLE	23	29	52

GAME 19: OLE MISS VS. MISSOURI

GAME 20: OLE MISS VS. SOUTH CAROLINA

# 21 robert ALLEN

JR. F

Orlando, Fla. • Samford

6-8 • 230 • TR

Multi-Disciplinary Studies



Opponent	Date	GS	MIN	Total		3-Pointers		Free throws		Rebounds				PF	A	T/O	BLK	STL	PTS	AVG
				FG-FGA	PCT	3FG-3FGA	PCT	FT-FTA	PCT	OFF	DEF	TOT	AVG							
Jackson St.	12/10/2020		13:56	2-4	.500	1-1	1.000	0-0	.000	0	0	0	0.0	0	3	0	2	0	5	5.0
UNCW	12/12/2020		20:58	1-2	.500	0-0	.000	0-0	.000	0	4	4	2.0	3	1	1	0	1	2	3.5
Central Ark.	12/14/2020		19:55	5-8	.625	0-1	.000	2-2	1.000	4	2	6	3.3	0	1	0	0	12	6.3	
at Middle Tenn.	12/16/2020		08:33	0-0	.000	0-0	.000	2-4	.500	0	1	1	2.8	2	0	2	0	1	2	5.3
at Dayton	12/19/2020		15:08	3-6	.500	0-1	.000	0-0	.000	3	1	4	3.0	0	1	2	1	0	6	5.4
UT Martin	12/22/2020	*	12:34	0-0	.000	0-0	.000	0-0	.000	0	3	3	3.0	1	0	1	0	1	0	4.5
at Alabama	12/29/2020		11:19	0-1	.000	0-0	.000	0-2	.000	3	1	4	3.1	2	0	2	0	1	0	3.9
Wichita St.	01/02/2021		09:32	0-2	.000	0-1	.000	2-2	1.000	1	0	1	2.9	0	2	0	0	0	2	3.6
Auburn	01/06/2021		12:30	1-2	.500	0-1	.000	2-2	1.000	0	1	1	2.7	0	0	0	1	0	4	3.7
LSU	01/09/2021		15:09	1-2	.500	0-0	.000	0-0	.000	1	2	3	2.7	1	0	0	0	0	2	3.5
at Florida	01/12/2021		12:23	1-2	.500	0-0	.000	2-2	1.000	3	0	3	2.7	4	1	0	1	0	4	3.5
Georgia	01/16/2021		12:10	1-2	.500	0-0	.000	1-5	.200	3	0	3	2.8	2	0	1	0	0	3	3.5
at Mississippi St.	01/19/2021		08:27	1-2	.500	0-0	.000	0-0	.000	1	0	1	2.6	1	0	0	0	0	2	3.4
Texas A&M	01/23/2021		07:42	0-1	.000	0-0	.000	2-2	1.000	0	1	1	2.5	0	2	0	0	3	2	3.3
at Arkansas	01/27/2021		07:11	0-1	.000	0-1	.000	2-2	1.000	0	2	2	2.5	0	1	0	0	2	2	3.2
at Georgia	01/30/2021	*	31:42	5-7	.714	0-1	.000	0-1	.000	2	4	6	2.7	1	1	2	1	2	10	3.6
Tennessee	02/02/2021	*	25:28	1-2	.500	0-0	.000	2-4	.500	3	1	4	2.8	4	1	5	0	2	4	3.6
<b>Totals</b>		<b>3</b>	<b>244:37</b>	<b>22-44</b>	<b>.500</b>	<b>1-7</b>	<b>.143</b>	<b>17-28</b>	<b>.607</b>	<b>24</b>	<b>23</b>	<b>47</b>	<b>2.8</b>	<b>21</b>	<b>14</b>	<b>17</b>	<b>6</b>	<b>13</b>	<b>62</b>	<b>3.6</b>

**Player Averages**

Games Played	Minutes/game	Points/game	FG Pct	3FG Pct	FT Pct	Rebounds/game	Assists/game	Turnovers/game	Assist/Turnover ratio	Steals/game	Blocks/game
17	14.4	3.6	50.0	14.3	60.7	2.8	0.8	1.0	0.8	0.8	0.4

**FOUR FASTBREAK FACTS**

1. Granted immediate eligibility by the NCAA after transferring from Samford
2. Recorded 11 double-doubles in his first two seasons
3. Ranked third in the Southern Conference with 1.3 blocks per game in 2019-2020
4. Knocked down 32 threes as a sophomore

**CAREER HIGHS** \*includes Samford

- POINTS**  
28 at UNC Greensboro (2/9/20)
- REBOUNDS**  
18 at The Citadel (2/7/20)
- FIELD GOALS**  
10 vs. ETSU (2/22/20)
- FREE THROWS**  
9 vs. VMI (2/29/20)
- THREE-POINTERS**  
4, 2x, MR: vs. UNC Greensboro (2/9/20)
- ASSISTS**  
5 vs. Morehead State (12/13/18)
- STEALS**  
5 vs. Auburn Montgomery (12/3/19)
- BLOCKS**  
5, 2x, MR: vs. ETSU (2/22/20)

**CAREER STATISTICS**

SEASON	TEAM	GP-GS	MIN/AVG	Field Goals		3-Point		F-Throws		Rebounds				Scoring						
				FG-FGA	FG%	3FG-FGA	3FG%	FT-FTA	FT%	OFF	DEF	TOT	AVG	PF-FO	AST	TO	BLK	STL	PTS	AVG
2018-19	SU	33-31	1058/32.0	124-261	.475	23-83	.277	57-87	.655	70	203	273	8.3	87-1	49	64	30	28	328	9.9
2019-20	SU	32-31	1056/33.0	171-398	.430	32-111	.288	78-120	.650	62	163	225	7.0	75-4	44	82	43	34	452	14.1
2020-21	OM	17-3	245/14.4	22-44	.500	1-7	.143	17-28	.607	24	23	47	2.8	21-0	14	17	6	13	62	3.6
<b>TOTAL FOR OM</b>		<b>17-3</b>	<b>245/14.4</b>	<b>22-44</b>	<b>.500</b>	<b>1-7</b>	<b>.143</b>	<b>17-28</b>	<b>.607</b>	<b>24</b>	<b>23</b>	<b>47</b>	<b>2.8</b>	<b>21-0</b>	<b>14</b>	<b>17</b>	<b>6</b>	<b>13</b>	<b>62</b>	<b>3.6</b>
<b>TOTAL</b>		<b>82-65</b>	<b>2358/28.8</b>	<b>317-703</b>	<b>.451</b>	<b>56-201</b>	<b>.279</b>	<b>152-235</b>	<b>.647</b>	<b>156</b>	<b>389</b>	<b>545</b>	<b>6.6</b>	<b>183-5</b>	<b>107</b>	<b>163</b>	<b>79</b>	<b>75</b>	<b>842</b>	<b>10.3</b>



# 5 <sup>kj</sup> BUFFEN

JR. / F



Gainesville, Ga. • Gainesville HS

6-7 • 230 • 2L

Multi-Disciplinary Studies



Opponent	Date	GS	MIN	Total		3-Pointers		Free throws		Rebounds				PF	A	T/O	BLK	STL	PTS	AVG	
				FG-FGA	PCT	3FG-3FGA	PCT	FT-FTA	PCT	OFF	DEF	TOT	AVG								
Jackson St.	12/10/2020	*	13:32	3-4	.750	1-1	1.000	0-0	.000	3	2	5	5.0	3	3	2	0	0	7	7.0	
UNCW	12/12/2020	*	18:04	2-6	.333	0-1	.000	2-2	1.000	2	0	2	3.5	4	1	1	1	1	6	6.5	
Central Ark.	12/14/2020	*	17:22	2-6	.333	0-2	.000	2-2	1.000	1	2	3	3.3	3	0	0	0	1	6	6.3	
at Middle Tenn.	12/16/2020	*	21:42	4-4	1.000	0-0	.000	3-4	.750	0	7	7	4.3	1	2	0	1	2	11	7.5	
at Dayton	12/19/2020	*	20:56	5-8	.625	0-1	.000	2-4	.500	2	1	3	4.0	5	1	2	0	1	12	8.4	
UT Martin	12/22/2020	*	22:14	7-8	.875	1-1	1.000	1-4	.250	2	4	6	4.3	1	2	2	2	1	16	9.7	
at Alabama	12/29/2020	*	24:13	6-10	.600	0-0	.000	3-3	1.000	4	4	8	4.9	5	0	3	1	2	15	10.4	
Wichita St.	01/02/2021	*	34:57	6-13	.462	1-2	.500	5-6	.833	4	2	6	5.0	3	2	0	0	2	18	11.4	
Auburn	01/06/2021	*	25:16	3-7	.429	0-1	.000	1-1	1.000	1	2	3	4.8	4	0	1	1	1	7	10.9	
LSU	01/09/2021	*	14:31	0-1	.000	0-0	.000	3-4	.750	0	1	1	4.4	4	1	5	2	0	3	10.1	
at Florida	01/12/2021	*	36:38	4-9	.444	0-0	.000	0-2	.000	2	3	5	4.5	0	1	2	1	1	8	9.9	
Georgia	01/16/2021	*	30:16	4-6	.667	0-1	.000	0-1	.000	2	4	6	4.6	4	3	3	0	1	8	9.8	
at Mississippi St.	01/19/2021	*	32:36	4-10	.400	1-2	.500	0-0	.000	1	4	5	4.6	2	5	1	1	2	9	9.7	
Texas A&M	01/23/2021	*	30:29	3-6	.500	0-0	.000	0-2	.000	2	3	5	4.6	3	1	4	1	0	6	9.4	
at Arkansas	01/27/2021	*	23:09	2-7	.286	0-0	.000	1-2	.500	1	2	3	4.5	4	0	1	0	0	5	9.1	
at Georgia	01/30/2021	*	05:14	0-2	.000	0-0	.000	0-0	.000	0	0	0	4.3	0	0	0	0	0	0	8.6	
<b>Totals</b>			<b>15</b>	<b>371:10</b>	<b>55-107</b>	<b>.514</b>	<b>4-12</b>	<b>.333</b>	<b>23-37</b>	<b>.622</b>	<b>27</b>	<b>41</b>	<b>68</b>	<b>4.3</b>	<b>46</b>	<b>22</b>	<b>27</b>	<b>11</b>	<b>15</b>	<b>137</b>	<b>8.6</b>

**Player Averages**

Games Played	Minutes/game	Points/game	FG Pct	3FG Pct	FT Pct	Rebounds/game	Assists/game	Turnovers/game	Assist/Turnover ratio	Steals/game	Blocks/game
16	23.2	8.6	51.4	33.3	62.2	4.3	1.4	1.7	0.8	0.9	0.7

**FOUR FASTBREAK FACTS**

1. First recruit signed by Kermit Davis at Ole Miss
2. "KJ" stands for Kenyon Joseph
3. Played in all 33 games as a freshman and started all 32 games as a sophomore
4. Wore No. 14 as a freshman (2018-19) before switching to No. 5 as a sophomore

**CAREER HIGHS**

- POINTS**  
23 vs. Norfolk State (11/12/19)
- REBOUNDS**  
10, 2x, MR: vs. Missouri (3/4/20)
- FIELD GOALS**  
9 vs. Norfolk State (11/12/19)
- FREE THROWS**  
10 at Florida (1/14/20)
- THREE-POINTERS**  
1, 13x, MR: at Mississippi St. (1/19/21)
- ASSISTS**  
6 vs. Penn State (11/27/19)
- STEALS**  
4 vs. Penn State (11/27/19)
- BLOCKS**  
3 vs. Tennessee Tech (12/29/19)

**CAREER STATISTICS**

SEASON	TEAM	GP-GS	MIN/AVG	Field Goals		3-Point		F-Throws		Rebounds				Scoring						
				FG-FGA	FG%	3FG-FGA	3FG%	FT-FTA	FT%	OFF	DEF	TOT	AVG	PF-FO	AST	TO	BLK	STL	PTS	AVG
2018-19	OM	33-2	690/20.9	68-144	.472	4-16	.250	58-84	.690	51	94	145	4.4	82-3	38	55	16	26	198	6.0
2019-20	OM	32-32	920/28.8	122-242	.504	5-21	.238	74-109	.679	65	131	196	6.1	100-7	52	49	28	46	323	10.1
2020-21	OM	16-15	371/23.2	55-107	.514	4-12	.333	23-37	.622	27	41	68	4.3	46-2	22	27	11	15	137	8.6
<b>TOTAL</b>		<b>81-49</b>	<b>1981/24.5</b>	<b>245-493</b>	<b>.497</b>	<b>13-49</b>	<b>.265</b>	<b>155-230</b>	<b>.674</b>	<b>143</b>	<b>266</b>	<b>409</b>	<b>5.0</b>	<b>228-12</b>	<b>112</b>	<b>131</b>	<b>55</b>	<b>87</b>	<b>658</b>	<b>8.1</b>

# 4 antavion COLLUM

SO.  
F

Memphis, Tenn. • Bartlett HS

6-7 • 230 • 1L

General Business



Opponent	Date	GS	MIN	Total		3-Pointers		Free throws		Rebounds				PF	A	T/O	BLK	STL	PTS	AVG
				FG-FGA	PCT	3FG-3FGA	PCT	FT-FTA	PCT	OFF	DEF	TOT	AVG							
Jackson St.	12/10/2020		08:34	0-2	.000	0-1	.000	0-0	.000	2	2	4	4.0	0	2	0	0	1	0	0.0
UNCW	12/12/2020		01:05	0-0	.000	0-0	.000	0-0	.000	0	0	0	2.0	0	1	0	0	0	0.0	
Central Ark.	12/14/2020		01:31	0-0	.000	0-0	.000	0-0	.000	0	0	0	1.3	0	0	0	0	0.0		
at Middle Tenn.	12/16/2020		03:07	1-2	.500	0-1	.000	0-0	.000	0	0	0	1.0	2	0	1	0	2	0.5	
at Dayton	12/19/2020		03:47	1-1	1.000	0-0	.000	0-1	.000	1	2	3	1.4	0	0	1	0	2	0.8	
UT Martin	12/22/2020		04:32	1-1	1.000	0-0	.000	0-0	.000	0	0	0	1.2	0	1	1	0	2	1.0	
Texas A&M	01/23/2021		02:20	0-0	.000	0-0	.000	0-2	.000	0	0	0	1.0	1	0	0	0	0	0.9	
<b>Totals</b>		<b>0</b>	<b>24:56</b>	<b>3-6</b>	<b>.500</b>	<b>0-2</b>	<b>.000</b>	<b>0-3</b>	<b>.000</b>	<b>3</b>	<b>4</b>	<b>7</b>	<b>1.0</b>	<b>3</b>	<b>4</b>	<b>3</b>	<b>0</b>	<b>2</b>	<b>6</b>	<b>0.9</b>

### FOUR FASTBREAK FACTS

1. Nickname is "Dude"
2. 2019 finalist for Tennessee's Mr. Basketball
3. Played at three different high schools over four years (Memphis East, Tennessee Prep, Bartlett)
4. A unique off the court talent is that he can draw

### Player Averages

Games Played	Minutes/game	Points/game	FG Pct	3FG Pct	FT Pct	Rebounds/game	Assists/game	Turnovers/game	Assist/Turnover ratio	Steals/game	Blocks/game
7	3.6	0.9	50.0	0.0	0.0	1.0	0.6	0.4	1.3	0.3	0.0

### CAREER HIGHS

#### POINTS

7 vs. Oklahoma State (11/29/19)

#### REBOUNDS

7 at Kentucky (2/15/20)

#### FIELD GOALS

2, 2x, MR: vs. Alabama (2/22/20)

#### FREE THROWS

3 vs. Oklahoma State (11/29/19)

#### THREE-POINTERS

1, 2x, MR: at Wichita State (1/4/20)

#### ASSISTS

3 vs. South Carolina (2/5/20)

#### STEALS

2 vs. Western Michigan (11/15/19)

#### BLOCKS

--

### CAREER STATISTICS

SEASON	TEAM	GP-GS	MIN/AVG	Field Goals		3-Point		F-Throws		Rebounds				Scoring						
				FG-FGA	FG%	3FG-FGA	3FG%	FT-FTA	FT%	OFF	DEF	TOT	AVG	PF	FO	AST	TO	BLK	STL	PTS
2019-20	OM	22-0	224/10.2	8-27	.296	2-13	.154	10-15	.667	6	30	36	1.6	24-0	8	10	0	9	28	1.3
2020-21	OM	7-0	25/3.6	3-6	.500	0-2	.000	0-3	.000	3	4	7	1.0	3-0	4	3	0	2	6	0.9
<b>TOTAL</b>		<b>29-0</b>	<b>249/8.6</b>	<b>11-33</b>	<b>.333</b>	<b>2-15</b>	<b>.133</b>	<b>10-18</b>	<b>.556</b>	<b>9</b>	<b>34</b>	<b>43</b>	<b>1.5</b>	<b>27-0</b>	<b>12</b>	<b>13</b>	<b>0</b>	<b>11</b>	<b>34</b>	<b>1.2</b>

# 1 austin CROWLEY

SO.  
G

West Point, Miss. • Sunrise Christian Academy (Kan.)

6-5 • 195 • 1L

Sport and Recreation Administration



Opponent	Date	GS	MIN	Total		3-Pointers		Free throws		Rebounds				PF	A	T/O	BLK	STL	PTS	AVG
				FG-FGA	PCT	3FG-3FGA	PCT	FT-FTA	PCT	OFF	DEF	TOT	AVG							
Jackson St.	12/10/2020		16:10	2-3	.667	0-1	.000	0-0	.000	0	1	1	1.0	3	1	1	0	1	4	4.0
UNCW	12/12/2020		15:00	2-7	.286	0-3	.000	2-2	1.000	0	0	0	0.5	1	0	2	0	0	6	5.0
Central Ark.	12/14/2020		11:39	1-4	.250	0-2	.000	0-0	.000	0	3	3	1.3	3	1	1	2	1	2	4.0
at Middle Tenn.	12/16/2020		14:49	2-5	.400	0-1	.000	0-0	.000	0	2	2	1.5	2	1	3	0	0	4	4.0
at Dayton	12/19/2020		09:28	0-1	.000	0-1	.000	0-0	.000	0	0	0	1.2	1	2	1	0	0	0	3.2
UT Martin	12/22/2020		24:38	4-7	.571	3-5	.600	0-0	.000	0	2	2	1.3	0	3	4	1	1	11	4.5
at Alabama	12/29/2020	*	10:11	0-2	.000	0-0	.000	0-2	.000	0	2	2	1.4	2	0	0	0	0	0	3.9
Wichita St.	01/02/2021		11:55	0-2	.000	0-2	.000	0-0	.000	0	2	2	1.5	2	3	1	0	0	0	3.4
Auburn	01/06/2021		27:58	4-6	.667	0-1	.000	0-0	.000	2	8	10	2.4	1	1	1	0	4	8	3.9
LSU	01/09/2021		16:30	3-4	.750	2-2	1.000	2-2	1.000	0	3	3	2.5	0	0	3	0	1	10	4.5
at Florida	01/12/2021	*	26:09	1-5	.200	0-2	.000	0-0	.000	0	4	4	2.6	2	0	0	0	0	2	4.3
Georgia	01/16/2021		07:42	0-3	.000	0-2	.000	0-0	.000	0	0	0	2.4	1	2	0	0	0	0	3.9
Texas A&M	01/23/2021		05:30	0-0	.000	0-0	.000	0-0	.000	0	0	0	2.2	1	1	0	0	0	0	3.6
at Arkansas	01/27/2021		09:35	0-3	.000	0-1	.000	0-0	.000	0	2	2	2.2	0	1	0	0	0	0	3.4
at Georgia	01/30/2021		01:09	0-0	.000	0-0	.000	0-0	.000	0	0	0	2.1	1	0	0	0	0	0	3.1
Tennessee	02/02/2021		02:49	0-0	.000	0-0	.000	0-0	.000	0	0	0	1.9	0	0	0	0	0	0	2.9
<b>Totals</b>		<b>2</b>	<b>211:11</b>	<b>19-52</b>	<b>.365</b>	<b>5-23</b>	<b>.217</b>	<b>4-6</b>	<b>.667</b>	<b>2</b>	<b>29</b>	<b>31</b>	<b>1.9</b>	<b>20</b>	<b>16</b>	<b>17</b>	<b>3</b>	<b>8</b>	<b>47</b>	<b>2.9</b>

**Player Averages**

Games Played	Minutes/game	Points/game	FG Pct	3FG Pct	FT Pct	Rebounds/game	Assists/game	Turnovers/game	Assist/Turnover ratio	Steals/game	Blocks/game
16	13.2	2.9	36.5	21.7	66.7	1.9	1.0	1.1	0.9	0.5	0.2

**FOUR FASTBREAK FACTS**

1. Kermit Davis' first Mississippi recruit as the Rebels' head coach
2. Winner of the 2020 Pavilion Madness Dunk Contest
3. Named to First Year SEC Academic Honor Roll
4. McDonald's All-American nominee in high school

**CAREER HIGHS**

- POINTS**  
11, 2x, MR: vs. UT Martin (12/22/20)
- REBOUNDS**  
10 vs. Auburn (1/6/21)
- FIELD GOALS**  
4, 3x, MR: vs. Auburn (1/6/21)
- FREE THROWS**  
3 at Mississippi St. (3/7/20)
- THREE-POINTERS**  
3 vs. UT Martin (12/22/20)
- ASSISTS**  
8 vs. Vanderbilt (2/29/20)
- STEALS**  
4 vs. Auburn (1/6/21)
- BLOCKS**  
2 vs. Central Arkansas (12/14/20)

**CAREER STATISTICS**

		Field Goals		3-Point		F-Throws		Rebounds				Scoring									
SEASON	TEAM	GP-GS	MIN/AVG	FG-FGA	FG%	3FG-FGA	3FG%	FT-FTA	FT%	OFF	DEF	TOT	AVG	PF	FO	AST	TO	BLK	STL	PTS	AVG
2019-20	OM	32-1	548/17.1	31-84	.369	11-39	.282	18-24	.750	13	37	50	1.6	38-1	53	26	2	12		91	2.8
2020-21	OM	16-2	211/13.2	19-52	.365	5-23	.217	4-6	.667	2	29	31	1.9	20-0	16	17	3	8		47	2.9
<b>TOTAL</b>		<b>48-3</b>	<b>759/15.8</b>	<b>50-136</b>	<b>.368</b>	<b>16-62</b>	<b>.258</b>	<b>22-30</b>	<b>.733</b>	<b>15</b>	<b>66</b>	<b>81</b>	<b>1.7</b>	<b>58-1</b>	<b>69</b>	<b>43</b>	<b>5</b>	<b>20</b>		<b>138</b>	<b>2.9</b>

# 23 sammy HUNTER

SO.  
F

Nassau Bahamas • B.C. Christian Academy (Canada)

6-9 • 225 • 1L

Sport and Recreation Administration



Opponent	Date	GS	MIN	Total		3-Pointers		Free throws		Rebounds				PF	A	T/O	BLK	STL	PTS	AVG
				FG-FGA	PCT	3FG-3FGA	PCT	FT-FTA	PCT	OFF	DEF	TOT	AVG							
Jackson St.	12/10/2020		08:53	1-3	.333	0-2	.000	1-4	.250	1	1	2	2.0	1	0	1	1	0	3	3.0
UNCW	12/12/2020		03:49	0-0	.000	0-0	.000	0-0	.000	0	1	1	1.5	1	0	1	0	0	0	1.5
Central Ark.	12/14/2020		03:40	0-0	.000	0-0	.000	0-0	.000	0	0	0	1.0	1	0	1	0	0	1.0	
at Middle Tenn.	12/16/2020		10:27	0-2	.000	0-2	.000	0-0	.000	0	1	1	1.0	1	0	0	0	0	0.8	
at Dayton	12/19/2020		10:06	1-3	.333	1-1	1.000	0-0	.000	0	1	1	1.0	1	0	0	0	0	1.2	
UT Martin	12/22/2020		11:25	1-1	1.000	0-0	.000	3-4	.750	1	0	1	1.0	3	1	0	0	0	1.8	
at Alabama	12/29/2020		01:10	0-0	.000	0-0	.000	0-0	.000	0	0	0	0.9	1	0	0	0	0	1.6	
Auburn	01/06/2021		02:14	0-0	.000	0-0	.000	0-0	.000	0	0	0	0.8	0	0	0	0	0	1.4	
LSU	01/09/2021		09:57	1-1	1.000	1-1	1.000	0-0	.000	1	1	2	0.9	1	1	0	0	0	1.6	
at Mississippi St.	01/19/2021		04:46	0-1	.000	0-1	.000	0-0	.000	1	0	1	0.9	0	0	0	0	0	1.4	
Texas A&M	01/23/2021		01:21	0-1	.000	0-1	.000	0-0	.000	0	1	1	0.9	0	0	0	0	0	1.3	
at Arkansas	01/27/2021		08:36	1-2	.500	0-1	.000	0-0	.000	1	0	1	0.9	1	0	0	1	0	1.3	
at Georgia	01/30/2021		05:10	1-1	1.000	0-0	.000	0-0	.000	2	0	2	1.0	1	0	1	0	0	1.4	
Tennessee	02/02/2021		05:01	0-0	.000	0-0	.000	0-0	.000	0	1	1	1.0	0	0	0	0	0	1.3	
<b>Totals</b>			<b>0 86:35</b>	<b>6-15</b>	<b>.400</b>	<b>2-9</b>	<b>.222</b>	<b>4-8</b>	<b>.500</b>	<b>7</b>	<b>7</b>	<b>14</b>	<b>1.0</b>	<b>12</b>	<b>2</b>	<b>4</b>	<b>2</b>	<b>0</b>	<b>18</b>	<b>1.3</b>

### Player Averages

Games Played	Minutes/game	Points/game	FG Pct	3FG Pct	FT Pct	Rebounds/game	Assists/game	Turnovers/game	Assist/Turnover ratio	Steals/game	Blocks/game
14	6.2	1.3	40.0	22.2	50.0	1.0	0.1	0.3	0.5	0.0	0.1

### FOUR FASTBREAK FACTS

1. Tied for the most blocks in a game by a Rebel last season (3)
2. Played his final year of high school basketball in Canada
3. Competed in the 2018 Central American and Caribbean Games for The Bahamas senior national team
4. Can play the snare drum

### CAREER HIGHS

#### POINTS

8 vs. Western Michigan (11/15/19)

#### REBOUNDS

4, 2x, MR: vs. Seattle (11/19/19)

#### FIELD GOALS

4 vs. Western Michigan (11/15/19)

#### FREE THROWS

4 vs. Seattle (11/19/19)

#### THREE-POINTERS

1, 3x, MR: vs. LSU (1/9/21)

#### ASSISTS

2, 4x, MR: vs. Tennessee Tech (12/29/19)

#### STEALS

3 vs. Missouri (3/4/20)

#### BLOCKS

3 vs. Vanderbilt (2/29/20)

### CAREER STATISTICS

SEASON	TEAM	GP-GS	MIN/AVG	Field Goals		3-Point		F-Throws		Rebounds				Scoring						
				FG-FGA	FG%	3FG-FGA	3FG%	FT-FTA	FT%	OFF	DEF	TOT	AVG	PF-FO	AST	TO	BLK	STL	PTS	AVG
2019-20	OM	27-1	309/11.4	29-71	.408	1-8	.125	19-27	.704	14	23	37	1.4	47-0	11	15	4	6	78	2.9
2020-21	OM	14-0	87/6.2	6-15	.400	2-9	.222	4-8	.500	7	7	14	1.0	12-0	2	4	2	0	18	1.3
<b>TOTAL</b>		<b>41-1</b>	<b>395/9.6</b>	<b>35-86</b>	<b>.407</b>	<b>3-17</b>	<b>.176</b>	<b>23-35</b>	<b>.657</b>	<b>21</b>	<b>30</b>	<b>51</b>	<b>1.2</b>	<b>59-0</b>	<b>13</b>	<b>19</b>	<b>6</b>	<b>6</b>	<b>96</b>	<b>2.3</b>

# 24 Jarkel JOINER

JR.  
G



Oxford, Miss. • CSU Bakersfield

6-1 • 180 • TR

Multi-Disciplinary Studies



Opponent	Date	GS	MIN	Total		3-Pointers		Free throws		Rebounds				PF	A	T/O	BLK	STL	PTS	AVG
				FG-FGA	PCT	3FG-3FGA	PCT	FT-FTA	PCT	OFF	DEF	TOT	AVG							
Jackson St.	12/10/2020	*	22:56	2-5	.400	0-2	.000	2-2	1.000	0	1	1	1.0	2	2	0	0	1	6	6.0
UNCW	12/12/2020	*	26:55	2-5	.400	0-1	.000	2-2	1.000	2	2	4	2.5	0	2	2	0	0	6	6.0
Central Ark.	12/14/2020	*	24:09	1-9	.111	0-4	.000	0-1	.000	0	0	0	1.7	1	1	1	0	1	2	4.7
at Middle Tenn.	12/16/2020	*	29:41	4-8	.500	1-2	.500	1-1	1.000	0	1	1	1.5	1	1	0	0	1	10	6.0
at Dayton	12/19/2020	*	27:11	3-9	.333	2-4	.500	2-2	1.000	0	2	2	1.6	1	0	2	0	0	10	6.8
UT Martin	12/22/2020	*	22:14	7-10	.700	1-3	.333	1-2	.500	1	2	3	1.8	1	2	1	0	1	16	8.3
at Alabama	12/29/2020		26:07	5-11	.455	0-1	.000	2-2	1.000	0	3	3	2.0	4	0	2	0	0	12	8.9
Wichita St.	01/02/2021	*	25:32	3-11	.273	0-4	.000	2-2	1.000	0	2	2	2.0	3	0	2	0	0	8	8.8
Auburn	01/06/2021		17:54	1-6	.167	1-3	.333	6-6	1.000	0	0	0	1.8	2	3	1	0	1	9	8.8
LSU	01/09/2021		24:21	2-8	.250	2-5	.400	3-4	.750	0	1	1	1.7	2	1	1	0	1	9	8.8
at Florida	01/12/2021		25:40	4-9	.444	1-3	.333	0-0	.000	0	3	3	1.8	3	2	0	0	0	9	8.8
Georgia	01/16/2021	*	34:37	9-17	.529	2-6	.333	2-3	.667	0	2	2	1.8	2	2	1	0	2	22	9.9
at Mississippi St.	01/19/2021	*	35:54	4-12	.333	0-3	.000	4-4	1.000	0	5	5	2.1	0	2	0	2	2	12	10.1
Texas A&M	01/23/2021	*	33:33	7-11	.636	1-3	.333	6-7	.857	3	4	7	2.4	1	0	2	0	1	21	10.9
at Arkansas	01/27/2021	*	33:47	5-12	.417	0-4	.000	1-2	.500	0	1	1	2.3	3	1	1	0	1	11	10.9
at Georgia	01/30/2021	*	37:25	4-14	.286	0-1	.000	6-7	.857	1	4	5	2.5	4	1	3	0	6	14	11.1
Tennessee	02/02/2021	*	26:18	2-7	.286	0-0	.000	3-4	.750	0	1	1	2.4	1	0	1	1	0	7	10.8
<b>Totals</b>		<b>13</b>	<b>474:14</b>	<b>65-164</b>	<b>.396</b>	<b>11-49</b>	<b>.224</b>	<b>43-51</b>	<b>.843</b>	<b>7</b>	<b>34</b>	<b>41</b>	<b>2.4</b>	<b>31</b>	<b>20</b>	<b>20</b>	<b>3</b>	<b>18</b>	<b>184</b>	<b>10.8</b>

**Player Averages**

Games Played	Minutes/game	Points/game	FG Pct	3FG Pct	FT Pct	Rebounds/game	Assists/game	Turnovers/game	Assist/Turnover ratio	Steals/game	Blocks/game
17	27.9	10.8	39.6	22.4	84.3	2.4	1.2	1.2	1.0	1.1	0.2

**FOUR FASTBREAK FACTS**

- Sat out the 2019-20 season due to NCAA transfer rules
- Led the WAC in scoring with 18.6 ppg in 2018-2019
- Fourth in the nation in scoring as a senior in HS with 36.5 ppg
- High school teammates with current Seattle Seahawks wide receiver D.K. Metcalf

**CAREER HIGHS** \*includes CSU Bakersfield

- POINTS**  
34 at Cal Baptist (1/24/19)
- REBOUNDS**  
11 vs. Cal Poly (12/18/2018)
- FIELD GOALS**  
14 at Cal Baptist (1/24/19)
- FREE THROWS**  
12 at Lamar (11/19/17)
- THREE-POINTERS**  
5, 2x, MR: at Delaware (12/20/17)
- ASSISTS**  
6 vs. Antelope Valley (11/9/18)
- STEALS**  
6 at Georgia (1/30/21)
- BLOCKS**  
2 at Mississippi State (1/19/21)

**CAREER STATISTICS**

SEASON	TEAM	GP-GS	MIN/AVG	Field Goals		3-Point		F-Throws		Rebounds				Scoring						
				FG-FGA	FG%	3FG-FGA	3FG%	FT-FTA	FT%	OFF	DEF	TOT	AVG	Pf-FO	AST	TO	BLK	STL	PTS	AVG
2017-18	CSUB	30-27	841/28.0	106-280	.379	32-112	.379	69-77	.896	28	75	103	3.4	54-0	22	28	1	15	313	10.4
2018-19	CSUB	34-34	1094/32.2	208-461	.451	50-135	.370	66-93	.710	40	81	121	3.6	71-0	49	43	3	37	532	15.6
2020-21	OM	17-13	474/27.9	65-164	.396	11-49	.224	43-51	.843	7	34	41	2.4	31-0	20	20	3	18	184	10.8
<b>TOTAL FOR OM</b>		<b>17-13</b>	<b>474/27.9</b>	<b>65-164</b>	<b>.396</b>	<b>11-49</b>	<b>.224</b>	<b>43-51</b>	<b>.843</b>	<b>7</b>	<b>34</b>	<b>41</b>	<b>2.4</b>	<b>31-0</b>	<b>20</b>	<b>20</b>	<b>3</b>	<b>18</b>	<b>184</b>	<b>10.8</b>
<b>TOTAL</b>		<b>81-74</b>	<b>2409/29.7</b>	<b>379-905</b>	<b>.419</b>	<b>93-296</b>	<b>.314</b>	<b>178-221</b>	<b>.805</b>	<b>75</b>	<b>190</b>	<b>265</b>	<b>3.3</b>	<b>156-0</b>	<b>91</b>	<b>91</b>	<b>7</b>	<b>70</b>	<b>1029</b>	<b>12.7</b>

# 33 john MCBRIDE

SO.  
G

Memphis, Tenn. • Memphis University School

6-7 • 211 • RS

Accountancy



Opponent	Date	GS	MIN	Total		3-Pointers		Free throws		Rebounds				PF	A	T/O	BLK	STL	PTS	AVG
				FG-FGA	PCT	3FG-3FGA	PCT	FT-FTA	PCT	OFF	DEF	TOT	AVG							
Jackson St.	12/10/2020		02:22	0-1	.000	0-0	.000	1-2	.500	1	0	1	1.0	0	0	0	0	0	1	1.0
UT Martin	12/22/2020		01:55	0-1	.000	0-0	.000	0-0	.000	0	0	0	0.5	0	0	0	0	0	0.5	
Texas A&M	01/23/2021		01:21	0-0	.000	0-0	.000	0-0	.000	0	0	0	0.3	0	0	0	0	0	0.3	
<b>Totals</b>		<b>0</b>	<b>05:38</b>	<b>0-2</b>	<b>.000</b>	<b>0-0</b>	<b>.000</b>	<b>1-2</b>	<b>.500</b>	<b>1</b>	<b>0</b>	<b>1</b>	<b>0.3</b>	<b>0</b>	<b>0</b>	<b>0</b>	<b>0</b>	<b>0</b>	<b>1</b>	<b>0.3</b>

### Player Averages

Games Played	Minutes/game	Points/game	FG Pct	3FG Pct	FT Pct	Rebounds/game	Assists/game	Turnovers/game	Assist/Turnover ratio	Steals/game	Blocks/game
3	1.9	0.3	0.0	0.0	50.0	0.3	0.0	0.0	0.0	0.0	0.0

### FOUR FASTBREAK FACTS

- Highest GPA on the team (3.94)
- Chose Ole Miss for its accounting school
- SEC Winter Academic Honor Roll
- Enjoys snow skiing

### CAREER HIGHS

#### POINTS

3 vs. Tennessee Tech (12/29/19)

#### REBOUNDS

2 vs. Western Michigan (11/15/19)

#### FIELD GOALS

1 vs. Tennessee Tech (12/29/19)

#### FREE THROWS

1 Jackson State (12/10/20)

#### THREE-POINTERS

1 vs. Tennessee Tech (12/29/19)

#### ASSISTS

--

#### STEALS

--

#### BLOCKS

1 at Tennessee (1/21/20)

### CAREER STATISTICS

SEASON	TEAM	GP-GS	MIN/AVG	Field Goals		3-Point		F-Throws		Rebounds				Scoring						
				FG-FGA	FG%	3FG-FGA	3FG%	FT-FTA	FT%	OFF	DEF	TOT	AVG	PF-FO	AST	T/O	BLK	STL	PTS	AVG
2019-20	OM	9-0	14/1.5	1-7	.143	1-4	.250	0-0	.000	2	1	3	0.3	0-0	0	1	1	0	3	0.3
2020-21	OM	3-0	6/1.9	0-2	.000	0-0	.000	1-2	.500	1	0	1	0.3	0-0	0	0	0	0	1	0.3
<b>TOTAL</b>		<b>12-0</b>	<b>20/1.6</b>	<b>1-9</b>	<b>.111</b>	<b>1-4</b>	<b>.250</b>	<b>1-2</b>	<b>.500</b>	<b>3</b>	<b>1</b>	<b>4</b>	<b>0.3</b>	<b>0-0</b>	<b>0</b>	<b>1</b>	<b>1</b>	<b>0</b>	<b>4</b>	<b>0.3</b>

# 11 matthew MURRELL

FR.  
G

Memphis, Tenn. • IMG Academy (Fla.)

6-4 • 200 • HS

Exercise Science



Opponent	Date	GS	MIN	Total		3-Pointers		Free throws		Rebounds				PF	A	T/O	BLK	STL	PTS	AVG
				FG-FGA	PCT	3FG-3FGA	PCT	FT-FTA	PCT	OFF	DEF	TOT	AVG							
Jackson St.	12/10/2020		17:50	0-7	.000	0-2	.000	4-4	1.000	0	0	0	0.0	0	1	1	0	0	4	4.0
UNCW	12/12/2020		13:16	1-2	.500	0-1	.000	0-0	.000	0	1	1	0.5	2	0	0	0	0	2	3.0
Central Ark.	12/14/2020		15:01	1-6	.167	1-4	.250	0-0	.000	1	0	1	0.7	0	2	0	0	0	3	3.0
at Middle Tenn.	12/16/2020		14:30	2-4	.500	0-2	.000	1-2	.500	2	3	5	1.8	2	0	1	0	0	5	3.5
at Dayton	12/19/2020		09:34	0-1	.000	0-0	.000	0-0	.000	0	0	0	1.4	2	0	1	0	0	2	2.8
UT Martin	12/22/2020		24:02	5-7	.714	3-5	.600	0-0	.000	0	1	1	1.3	0	0	3	0	0	13	4.5
at Alabama	12/29/2020		28:17	2-8	.250	1-4	.250	2-3	.667	0	5	5	1.9	1	0	2	0	0	7	4.9
Wichita St.	01/02/2021		14:15	3-5	.600	1-2	.500	0-0	.000	0	0	0	1.6	4	0	2	0	0	7	5.1
Auburn	01/06/2021	*	20:36	0-6	.000	0-4	.000	0-0	.000	0	4	4	1.9	0	2	0	0	1	0	4.6
LSU	01/09/2021	*	25:15	2-7	.286	2-6	.333	2-2	1.000	1	1	2	1.9	1	2	3	1	3	8	4.9
at Florida	01/12/2021		02:27	0-1	.000	0-0	.000	0-0	.000	0	1	1	1.8	0	0	0	0	0	0	4.5
Georgia	01/16/2021		15:27	3-4	.750	1-2	.500	0-2	.000	2	1	3	1.9	1	1	2	0	0	7	4.7
at Mississippi St.	01/19/2021		10:41	1-2	.500	0-1	.000	0-0	.000	0	0	0	1.8	0	0	0	0	0	2	4.5
Texas A&M	01/23/2021		20:30	2-5	.400	1-3	.333	1-4	.250	0	0	0	1.6	1	1	1	0	2	6	4.6
at Arkansas	01/27/2021		18:10	1-4	.250	1-2	.500	0-0	.000	0	1	1	1.6	0	2	2	1	0	3	4.5
at Georgia	01/30/2021		16:30	1-5	.200	1-2	.500	2-4	.500	3	0	3	1.7	1	0	1	1	1	5	4.5
Tennessee	02/02/2021		26:03	1-7	.143	1-4	.250	0-0	.000	0	2	2	1.7	1	1	5	0	0	3	4.4
<b>Totals</b>		<b>2</b>	<b>292:25</b>	<b>25-81</b>	<b>.309</b>	<b>13-44</b>	<b>.295</b>	<b>12-21</b>	<b>.571</b>	<b>9</b>	<b>20</b>	<b>29</b>	<b>1.7</b>	<b>16</b>	<b>12</b>	<b>24</b>	<b>3</b>	<b>7</b>	<b>75</b>	<b>4.4</b>

**Player Averages**

Games Played	Minutes/game	Points/game	FG Pct	3FG Pct	FT Pct	Rebounds/game	Assists/game	Turnovers/game	Assist/Turnover ratio	Steals/game	Blocks/game
17	17.2	4.4	30.9	29.5	57.1	1.7	0.7	1.4	0.5	0.4	0.2

**FOUR FASTBREAK FACTS**

1. Highest ranked recruit under Kermit Davis
2. Spent his final high school season at IMG Academy
3. Ranked as the No. 39 player in the country by ESPN and 247Sports
4. No. 2 prospect out of Tennessee

**CAREER HIGHS**

- POINTS**  
13 vs. UT Martin (12/22/20)
- REBOUNDS**  
5 at Middle Tennessee (12/16/20)
- FIELD GOALS**  
5, 2x, MR: at Alabama (12/29/20)
- FREE THROWS**  
4 vs. Jackson State (12/10/20)
- THREE-POINTERS**  
3 vs. UT Martin (12/22/20)
- ASSISTS**  
2, 4x, MR: at Arkansas (1/27/21)
- STEALS**  
3 vs. LSU (1/9/21)
- BLOCKS**  
1, 3x, MR: at Georgia (1/30/21)

**CAREER STATISTICS**

SEASON	TEAM	GP-GS	MIN/AVG	Field Goals		3-Point		F-Throws		Rebounds				Scoring						
				FG-FGA	FG%	3FG-FGA	3FG%	FT-FTA	FT%	OFF	DEF	TOT	AVG	PF-FO	AST	TO	BLK	STL	PTS	AVG
2020-21	OM	17-2	292/17.2	25-81	.309	13-44	.295	12-21	.571	9	20	29	1.7	16-0	12	24	3	7	75	4.4
<b>TOTAL</b>		<b>17-2</b>	<b>292/17.2</b>	<b>25-81</b>	<b>.309</b>	<b>13-44</b>	<b>.295</b>	<b>12-21</b>	<b>.571</b>	<b>9</b>	<b>20</b>	<b>29</b>	<b>1.7</b>	<b>16-0</b>	<b>12</b>	<b>24</b>	<b>3</b>	<b>7</b>	<b>75</b>	<b>4.4</b>

# 12 shon ROBINSON

R-FR.  
F

Chicago, Ill. • Eduprize (Ariz.)

6-11 • 220 • RS

Multi-Disciplinary Studies



Opponent	Date	GS	MIN	Total		3-Pointers		Free throws		Rebounds				PF	A	T/O	BLK	STL	PTS	AVG
				FG-FGA	PCT	3FG-3FGA	PCT	FT-FTA	PCT	OFF	DEF	TOT	AVG							
Jackson St.	12/10/2020		03:14	0-2	.000	0-1	.000	0-0	.000	0	0	0	0.0	1	0	0	0	0	0	0.0
Central Ark.	12/14/2020		03:11	1-1	1.000	0-0	.000	0-1	.000	1	0	1	0.5	0	0	0	1	0	2	1.0
at Middle Tenn.	12/16/2020		04:14	0-1	.000	0-1	.000	0-0	.000	0	1	1	0.7	0	0	0	0	0	0	0.7
UT Martin	12/22/2020		07:33	2-5	.400	0-2	.000	2-2	1.000	2	0	2	1.0	0	0	0	0	0	6	2.0
at Alabama	12/29/2020		01:00	0-1	.000	0-0	.000	0-0	.000	0	0	0	0.8	0	0	0	0	0	0	1.6
Texas A&M	01/23/2021		00:51	0-0	.000	0-0	.000	0-2	.000	0	1	1	0.8	0	0	0	0	0	0	1.3
<b>Totals</b>		<b>0</b>	<b>20:02</b>	<b>3-10</b>	<b>.300</b>	<b>0-4</b>	<b>.000</b>	<b>2-5</b>	<b>.400</b>	<b>3</b>	<b>2</b>	<b>5</b>	<b>0.8</b>	<b>1</b>	<b>0</b>	<b>0</b>	<b>1</b>	<b>0</b>	<b>8</b>	<b>1.3</b>

**Player Averages**

Games Played	Minutes/game	Points/game	FG Pct	3FG Pct	FT Pct	Rebounds/game	Assists/game	Turnovers/game	Assist/Turnover ratio	Steals/game	Blocks/game
6	3.3	1.3	30.0	0.0	40.0	0.8	0.0	0.0	0.0	0.0	0.2

**FOUR FASTBREAK FACTS**

1. Redshirted the 2019-2020 season
2. Finished high school early to reclassify and become part of the 2019 class
3. Averaged 22 ppg and 12 rpg his final high school season
4. Has seven siblings

**CAREER HIGHS**

- POINTS**  
6 vs. UT Martin (12/22/20)
- REBOUNDS**  
2 vs. UT Martin (12/22/20)
- FIELD GOALS**  
2 vs. UT Martin (12/22/20)
- FREE THROWS**  
2 vs. UT Martin (12/22/20)
- THREE-POINTERS**  
---
- ASSISTS**  
---
- STEALS**  
---
- BLOCKS**  
1 at Central Arkansas (12/14/20)

**CAREER STATISTICS**

SEASON	TEAM	GP-GS	MIN/AVG	Field Goals		3-Point		F-Throws		Rebounds				Scoring						
				FG-FGA	FG%	3FG-FGA	3FG%	FT-FTA	FT%	OFF	DEF	TOT	AVG	PF	FO	AST	T/O	BLK	STL	PTS
2020-21	OM	6-0	20/3.3	3-10	.300	0-4	.000	2-5	.400	3	2	5	0.8	1-0	0	0	1	0	8	1.3
<b>TOTAL</b>		<b>6-0</b>	<b>20/3.3</b>	<b>3-10</b>	<b>.300</b>	<b>0-4</b>	<b>.000</b>	<b>2-5</b>	<b>.400</b>	<b>3</b>	<b>2</b>	<b>5</b>	<b>0.8</b>	<b>1-0</b>	<b>0</b>	<b>0</b>	<b>1</b>	<b>0</b>	<b>8</b>	<b>1.3</b>



# 15 Luis RODRIGUEZ

SO.  
G/F

Los Angeles, Calif. • Woodstock Academy (Conn.)

6-6 • 210 • 2L

Sport and Recreation Administration



Opponent	Date	GS	MIN	Total		3-Pointers		Free throws		Rebounds				PF	A	T/O	BLK	STL	PTS	AVG	
				FG-FGA	PCT	3FG-3FGA	PCT	FT-FTA	PCT	OFF	DEF	TOT	AVG								
Jackson St.	12/10/2020	*	22:10	2-7	.286	0-2	.000	0-0	.000	1	2	3	3.0	4	4	0	0	2	4	4.0	
UNCW	12/12/2020	*	30:04	6-10	.600	2-3	.667	0-4	.000	4	8	12	7.5	1	4	1	2	1	14	9.0	
Central Ark.	12/14/2020	*	28:07	2-11	.182	1-6	.167	7-8	.875	2	6	8	7.7	4	4	1	0	2	12	10.0	
at Middle Tenn.	12/16/2020	*	23:28	5-7	.714	0-0	.000	0-0	.000	0	5	5	7.0	2	1	2	1	3	10	10.0	
at Dayton	12/19/2020	*	37:28	3-7	.429	2-4	.500	1-2	.500	2	12	14	8.4	3	1	2	2	2	9	9.8	
UT Martin	12/22/2020	*	12:59	2-3	.667	1-1	1.000	0-0	.000	1	8	9	8.5	2	4	1	0	1	5	9.0	
at Alabama	12/29/2020	*	31:39	1-7	.143	0-3	.000	0-2	.000	5	3	8	8.4	4	3	1	1	2	2	8.0	
Wichita St.	01/02/2021	*	26:08	4-8	.500	1-3	.333	4-7	.571	3	0	3	7.8	5	4	0	0	4	13	8.6	
Auburn	01/06/2021	*	18:39	5-8	.625	2-4	.500	0-0	.000	2	5	7	7.7	5	1	2	0	2	12	9.0	
LSU	01/09/2021	*	21:03	3-5	.600	1-3	.333	2-4	.500	2	3	5	7.4	2	1	4	1	1	9	9.0	
at Florida	01/12/2021	*	20:40	2-8	.250	2-2	1.000	0-0	.000	1	3	4	7.1	4	1	0	1	2	6	8.7	
Georgia	01/16/2021	*	21:06	1-4	.250	0-2	.000	0-0	.000	3	2	5	6.9	2	0	1	1	0	2	8.2	
at Mississippi St.	01/19/2021	*	26:08	3-6	.500	0-2	.000	0-0	.000	2	6	8	7.0	2	1	0	1	2	6	8.0	
Texas A&M	01/23/2021	*	19:19	0-1	.000	0-1	.000	0-0	.000	0	4	4	6.8	1	1	2	1	0	0	7.4	
at Arkansas	01/27/2021	*	23:51	4-6	.667	0-1	.000	2-2	1.000	2	1	3	6.5	2	2	0	2	10	7.6		
at Georgia	01/30/2021	*	28:33	3-9	.333	1-4	.250	2-2	1.000	1	4	5	6.4	2	0	1	1	2	9	7.7	
Tennessee	02/02/2021	*	30:05	3-7	.429	1-2	.500	0-0	.000	0	6	6	6.4	4	4	2	0	2	7	7.6	
<b>Totals</b>			<b>17</b>	<b>421:28</b>	<b>49-114</b>	<b>.430</b>	<b>14-43</b>	<b>.326</b>	<b>18-31</b>	<b>.581</b>	<b>31</b>	<b>78</b>	<b>109</b>	<b>6.4</b>	<b>49</b>	<b>36</b>	<b>22</b>	<b>12</b>	<b>30</b>	<b>130</b>	<b>7.6</b>

### FOUR FASTBREAK FACTS

- Moved across the country for his final year of high school
- Earned a medical hardship last season
- Has five siblings
- Favorite TV show is Stranger Things

### Player Averages

Games Played	Minutes/game	Points/game	FG Pct	3FG Pct	FT Pct	Rebounds/game	Assists/game	Turnovers/game	Assist/Turnover ratio	Steals/game	Blocks/game
17	24.8	7.6	43.0	32.6	58.1	6.4	2.1	1.3	1.6	1.8	0.7

### CAREER HIGHS

- POINTS**  
14 vs. UNCW (12/12/20)
- REBOUNDS**  
14 at Dayton (12/19/20)
- FIELD GOALS**  
6 vs. UNCW (12/12/20)
- FREE THROWS**  
7 vs. Central Arkansas (12/14/20)
- THREE-POINTERS**  
2, 4x, MR: at Florida (1/12/21)
- ASSISTS**  
4, 7x, MR: vs. Tennessee (2/2/21)
- STEALS**  
4 vs. Wichita State (1/2/21)
- BLOCKS**  
2, 3x, MR: at Dayton (12/19/20)

### CAREER STATISTICS

SEASON	TEAM	GP-GS	MIN/AVG	Field Goals		3-Point		F-Throws		Rebounds				Scoring						
				FG-FGA	FG%	3FG-FGA	3FG%	FT-FTA	FT%	OFF	DEF	TOT	AVG	PF-FO	AST	TO	BLK	STL	PTS	AVG
2018-19	OM	25-0	152/6.1	10-22	.455	0-2	.000	7-8	.875	10	17	27	1.1	15-0	15	7	7	5	27	1.1
2019-20	OM	5-5	112/22.5	9-24	.375	0-7	.000	11-16	.688	11	15	26	5.2	5-0	13	3	2	5	29	5.8
2020-21	OM	17-17	421/24.8	49-114	.430	14-43	.326	18-31	.581	31	78	109	6.4	49-2	36	22	12	30	130	7.6
<b>TOTAL</b>		<b>47-22</b>	<b>686/14.6</b>	<b>68-160</b>	<b>.425</b>	<b>14-52</b>	<b>.269</b>	<b>36-55</b>	<b>.655</b>	<b>52</b>	<b>110</b>	<b>162</b>	<b>3.4</b>	<b>69-2</b>	<b>64</b>	<b>32</b>	<b>21</b>	<b>40</b>	<b>186</b>	<b>4.0</b>


# 2 devontae SHULER

SR. G

Irmo, S.C. • Oak Hill Academy

6-2 • 185 • 3L

Multi-Disciplinary Studies




Opponent	Date	GS	MIN	Total		3-Pointers		Free throws		Rebounds				PF	A	T/O	BLK	STL	PTS	AVG	
				FG-FGA	PCT	3FG-3FGA	PCT	FT-FTA	PCT	OFF	DEF	TOT	AVG								
Jackson St.	12/10/2020	*	22:42	9-10	.900	5-5	1.000	0-0	.000	1	0	1	1.0	0	2	1	0	3	23	23.0	
UNCW	12/12/2020	*	29:40	7-15	.467	2-6	.333	2-2	1.000	0	0	0	0.5	2	6	5	0	3	18	20.5	
Central Ark.	12/14/2020	*	37:01	5-14	.357	2-5	.400	8-9	.889	0	4	4	1.7	1	4	0	0	2	20	20.3	
at Middle Tenn.	12/16/2020	*	31:28	3-9	.333	1-5	.200	3-3	1.000	0	3	3	2.0	1	2	5	0	2	10	17.8	
at Dayton	12/19/2020	*	35:23	4-16	.250	2-9	.222	2-3	.667	1	1	2	2.0	2	1	3	0	1	12	16.6	
UT Martin	12/22/2020	*	21:48	2-5	.400	0-0	.000	2-2	1.000	1	3	4	2.3	2	8	1	0	1	6	14.8	
at Alabama	12/29/2020	*	27:21	2-11	.182	0-4	.000	4-6	.667	0	0	0	2.0	1	0	3	0	1	8	13.9	
Wichita St.	01/02/2021	*	39:25	7-19	.368	6-12	.500	0-0	.000	1	2	3	2.1	0	4	1	0	3	20	14.6	
Auburn	01/06/2021	*	34:53	3-10	.300	1-6	.167	0-0	.000	1	2	3	2.2	0	10	2	1	2	7	13.8	
LSU	01/09/2021	*	25:57	0-9	.000	0-6	.000	2-2	1.000	1	1	2	2.2	1	4	2	0	1	2	12.6	
at Florida	01/12/2021	*	33:57	7-14	.500	2-5	.400	3-3	1.000	0	1	1	2.1	1	3	0	0	1	19	13.2	
Georgia	01/16/2021	*	35:11	9-19	.474	4-8	.500	2-3	.667	1	3	4	2.3	2	8	2	0	1	24	14.1	
at Mississippi St.	01/19/2021	*	33:25	8-13	.615	3-5	.600	3-4	.750	0	3	3	2.3	0	1	4	0	3	22	14.7	
Texas A&M	01/23/2021	*	34:00	6-15	.400	3-8	.375	2-2	1.000	0	4	4	2.4	1	4	3	0	2	17	14.9	
at Arkansas	01/27/2021	*	29:41	9-12	.750	0-3	.000	1-2	.500	0	3	3	2.5	3	1	1	0	1	19	15.1	
at Georgia	01/30/2021	*	34:56	4-14	.286	0-4	.000	3-5	.600	2	2	4	2.6	2	2	4	0	0	11	14.9	
Tennessee	02/02/2021	*	37:33	7-17	.412	1-6	.167	0-1	.000	1	6	7	2.8	0	0	1	0	2	15	14.9	
<b>Totals</b>			<b>17</b>	<b>544:21</b>	<b>92-222</b>	<b>.414</b>	<b>32-97</b>	<b>.330</b>	<b>37-47</b>	<b>.787</b>	<b>10</b>	<b>38</b>	<b>48</b>	<b>2.8</b>	<b>19</b>	<b>60</b>	<b>38</b>	<b>1</b>	<b>29</b>	<b>253</b>	<b>14.9</b>

### FOUR FASTBREAK FACTS

1. AAU teammates with the top two picks in the 2019 NBA Draft - Zion Williamson and Ja Morant
2. Teammates with fellow Rebel Khadim Sy at Oak Hill Academy
3. Has 5 brothers, 1 who plays at Middle Tennessee, and 2 sisters
4. Holds Ole Miss record for steals by a sophomore (56)

### Player Averages

Games Played	Minutes/game	Points/game	FG Pct	3FG Pct	FT Pct	Rebounds/game	Assists/game	Turnovers/game	Assist/Turnover ratio	Steals/game	Blocks/game
17	32.0	14.9	41.4	33.0	78.7	2.8	3.5	2.2	1.6	1.7	0.1

### CAREER HIGHS

- POINTS**  
28 at LSU (2/1/20)
- REBOUNDS**  
11 vs. Arkansas (1/11/20)
- FIELD GOALS**  
9, 4x, MR: at Arkansas (1/27/21)
- FREE THROWS**  
13, vs. Auburn (1/28/20)
- THREE-POINTERS**  
6 vs. Wichita State (1/2/21)
- ASSISTS**  
10 vs. Auburn (1/6/21)
- STEALS**  
5 vs. Missouri (2/16/19)
- BLOCKS**  
3 vs. Western Michigan (11/15/19)

### CAREER STATISTICS

SEASON	TEAM	GP-GS	MIN/AVG	Field Goals		3-Point		F-Throws		Rebounds				Scoring						
				FG-FGA	FG%	3FG-FGA	3FG%	FT-FTA	FT%	OFF	DEF	TOT	AVG	PF-FO	AST	TO	BLK	STL	PTS	AVG
2017-18	OM	32-9	603/18.8	74-210	.352	30-116	.259	15-20	.750	26	61	87	2.7	33-0	34	25	3	32	193	6.0
2018-19	OM	33-31	1063/32.2	119-260	.458	51-127	.402	51-62	.823	25	112	137	4.2	50-0	100	59	7	56	340	10.3
2019-20	OM	32-32	1057/33.0	134-316	.424	44-124	.355	62-99	.626	22	123	145	4.5	61-1	105	61	9	54	374	11.7
2020-21	OM	17-17	544/32.0	92-222	.414	32-97	.330	37-47	.787	10	38	48	2.8	19-0	60	38	1	29	253	14.9
<b>TOTAL</b>		<b>114-89</b>	<b>3268/28.7</b>	<b>419-1008</b>	<b>.416</b>	<b>157-464</b>	<b>.338</b>	<b>165-228</b>	<b>.724</b>	<b>83</b>	<b>334</b>	<b>417</b>	<b>3.7</b>	<b>163-1</b>	<b>299</b>	<b>183</b>	<b>20</b>	<b>171</b>	<b>1160</b>	<b>10.2</b>

# 3 khadim SY

Dakar, Senegal • Daytona State


---

6-10 • 238 • 1L

---

Multi-Disciplinary Studies

SR.  
/  
F



Opponent	Date	GS	MIN	Total		3-Pointers		Free throws		Rebounds				PF	A	T/O	BLK	STL	PTS	AVG
				FG-FGA	PCT	3FG-3FGA	PCT	FT-FTA	PCT	OFF	DEF	TOT	AVG							
Jackson St.	12/10/2020	*	13:09	5-6	.833	1-2	.500	0-0	.000	0	2	2	2.0	0	1	2	0	1	11	11.0
UNCW	12/12/2020		03:23	1-2	.500	0-0	.000	0-0	.000	0	1	1	1.5	0	0	0	0	0	2	6.5
at Alabama	12/29/2020		05:22	0-2	.000	0-1	.000	0-0	.000	1	1	2	1.7	0	0	0	0	1	0	4.3
Wichita St.	01/02/2021		07:44	0-0	.000	0-0	.000	0-0	.000	1	1	2	1.8	2	0	1	0	0	0	3.3
Auburn	01/06/2021		12:15	5-6	.833	3-3	1.000	0-0	.000	0	2	2	1.8	1	0	1	1	0	13	5.2
LSU	01/09/2021		17:04	2-5	.400	0-3	.000	2-2	1.000	1	0	1	1.7	0	1	0	0	2	6	5.3
at Florida	01/12/2021	*	09:18	0-4	.000	0-1	.000	0-0	.000	1	1	2	1.7	1	0	2	0	0	0	4.6
Georgia	01/16/2021		14:19	0-0	.000	0-0	.000	0-0	.000	0	1	1	1.6	4	1	1	0	0	0	4.0
at Mississippi St.	01/19/2021		16:19	1-6	.167	0-2	.000	0-0	.000	3	2	5	2.0	3	1	0	0	0	2	3.8
Texas A&M	01/23/2021		13:46	0-1	.000	0-0	.000	0-0	.000	1	3	4	2.2	0	0	0	0	2	0	3.4
at Arkansas	01/27/2021		09:09	1-3	.333	0-2	.000	0-0	.000	0	1	1	2.1	1	0	0	2	0	2	3.3
at Georgia	01/30/2021		12:54	1-5	.200	0-1	.000	0-0	.000	1	0	1	2.0	0	0	0	0	0	2	3.2
Tennessee	02/02/2021		13:14	1-2	.500	0-0	.000	0-0	.000	1	0	1	1.9	3	0	1	1	0	2	3.1
<b>Totals</b>		<b>2</b>	<b>147:56</b>	<b>17-42</b>	<b>.405</b>	<b>4-15</b>	<b>.267</b>	<b>2-2</b>	<b>1.000</b>	<b>10</b>	<b>15</b>	<b>25</b>	<b>1.9</b>	<b>15</b>	<b>4</b>	<b>8</b>	<b>4</b>	<b>6</b>	<b>40</b>	<b>3.1</b>

**Player Averages**

Games Played	Minutes/game	Points/game	FG Pct	3FG Pct	FT Pct	Rebounds/game	Assists/game	Turnovers/game	Assist/Turnover ratio	Steals/game	Blocks/game
13	11.4	3.1	40.5	26.7	100.0	1.9	0.3	0.6	0.5	0.5	0.3

**FOUR FASTBREAK FACTS**

1. Began his college career at Virginia Tech
2. High school teammates with fellow Rebel Devontae Shuler at Oak Hill Academy
3. Led Oak Hill to 42-1 record, making the game-winning bucket in the national title game
4. Favorite TV show is Family Guy

**CAREER HIGHS**

**POINTS**

20 vs. Southeastern Louisiana (11/21/19)

**REBOUNDS**

8, 5x, MR: vs. Alabama (2/22/20)

**FIELD GOALS**

7, 2x, MR: vs. Mississippi St. (2/11/20)

**FREE THROWS**

6 vs. Arkansas (1/11/20)

**THREE-POINTERS**

3 vs. Auburn (1/6/21)

**ASSISTS**

3 vs. Butler (12/3/19)

**STEALS**

2, 5x, MR: vs. Texas A&M (1/23/21)

**BLOCKS**

3, 2x, MR: at Mississippi State (3/7/20)

**CAREER STATISTICS**

SEASON	TEAM	GP-GS	MIN/AVG	Field Goals		3-Point		F-Throws		Rebounds				Scoring							
				FG-FGA	FG%	3FG-FGA	3FG%	FT-FTA	FT%	OFF	DEF	TOT	AVG	PF	FO	AST	TO	BLK	STL	PTS	AVG
2019-20	OM	31-29	732/23.6	106-202	.525	7-26	.269	61-84	.726	47	123	170	5.5	112	9	23	52	25	21	280	9.0
2020-21	OM	13-2	148/11.4	17-42	.405	4-15	.267	2-2	1.000	10	15	25	1.9	15	0	4	8	4	6	40	3.1
<b>TOTAL</b>		<b>44-31</b>	<b>880/20.0</b>	<b>123-244</b>	<b>.504</b>	<b>11-41</b>	<b>.268</b>	<b>63-86</b>	<b>.733</b>	<b>57</b>	<b>138</b>	<b>195</b>	<b>4.4</b>	<b>127-9</b>	<b>27</b>	<b>60</b>	<b>29</b>	<b>27</b>	<b>320</b>	<b>7.3</b>	

# 14 dimencio VAUGHN

New York, N.Y. • Rider

6-5 • 215 • TR

Master of Arts

GR.  
G/F



Opponent	Date	GS	MIN	Total			3-Pointers		Free throws		Rebounds				PF	A	T/O	BLK	STL	PTS	AVG
				FG-FGA	PCT	3FG-3FGA	PCT	FT-FTA	PCT	OFF	DEF	TOT	AVG								
Jackson St.	12/10/2020		14:58	1-3	.333	0-1	.000	2-2	1.000	0	3	3	3.0	0	2	2	0	0	4	4.0	
UNCW	12/12/2020		05:05	1-1	1.000	0-0	.000	0-2	.000	1	1	2	2.5	2	0	1	0	1	2	3.0	
Central Ark.	12/14/2020		07:50	0-1	.000	0-1	.000	0-0	.000	0	2	2	2.3	4	0	0	0	0	2.0		
at Middle Tenn.	12/16/2020		05:26	0-1	.000	0-0	.000	0-0	.000	0	1	1	2.0	3	0	2	0	0	1.5		
at Dayton	12/19/2020		01:06	0-0	.000	0-0	.000	0-0	.000	0	0	0	1.6	1	0	0	0	0	1.2		
UT Martin	12/22/2020		14:19	1-6	.167	0-4	.000	0-0	.000	1	4	5	2.2	2	1	1	0	0	2.1		
at Alabama	12/29/2020		01:45	0-0	.000	0-0	.000	0-2	.000	1	0	1	2.0	0	0	0	0	0	1.1		
Wichita St.	01/02/2021		03:17	0-0	.000	0-0	.000	0-0	.000	0	0	0	1.8	1	0	0	0	0	1.0		
LSU	01/09/2021		07:16	1-3	.333	0-0	.000	3-6	.500	1	3	4	2.0	1	0	0	0	1	5.1		
at Florida	01/12/2021		11:56	2-3	.667	1-1	1.000	0-0	.000	0	2	2	2.0	0	0	1	0	0	5.1		
Georgia	01/16/2021		06:15	0-1	.000	0-1	.000	0-0	.000	0	0	0	1.8	1	0	1	0	2	1.6		
at Mississippi St.	01/19/2021		13:52	3-4	.750	1-2	.500	0-0	.000	1	2	3	1.9	0	0	3	0	1	7.2		
Texas A&M	01/23/2021		04:27	0-1	.000	0-1	.000	0-0	.000	0	0	0	1.8	1	1	1	0	0	1.9		
at Arkansas	01/27/2021		08:20	1-2	.500	0-1	.000	0-1	.000	0	0	0	1.6	2	0	2	1	1	2.1		
at Georgia	01/30/2021		02:20	0-2	.000	0-0	.000	0-0	.000	1	0	1	1.6	0	0	0	0	0	1.8		
Tennessee	02/02/2021		01:04	0-0	.000	0-0	.000	0-0	.000	0	0	0	1.5	1	0	1	0	0	1.7		
<b>Totals</b>		<b>0</b>	<b>109:15</b>	<b>10-28</b>	<b>.357</b>	<b>2-12</b>	<b>.167</b>	<b>5-13</b>	<b>.385</b>	<b>6</b>	<b>18</b>	<b>24</b>	<b>1.5</b>	<b>19</b>	<b>4</b>	<b>15</b>	<b>1</b>	<b>6</b>	<b>27</b>	<b>1.7</b>	

### FOUR FASTBREAK FACTS

1. Ranked as the No. 4 grad transfer in the country by 247Sports
2. Earned First Team All-MAAC honors twice at Rider
3. Nine career double-doubles
4. Averaged a team-high 14.8 ppg as a redshirt junior

### Player Averages

Games Played	Minutes/game	Points/game	FG Pct	3FG Pct	FT Pct	Rebounds/game	Assists/game	Turnovers/game	Assist/Turnover ratio	Steals/game	Blocks/game
16	6.8	1.7	35.7	16.7	38.5	1.5	0.3	0.9	0.3	0.4	0.1

### CAREER HIGHS \*includes Rider

- POINTS**  
34 at St. Peter's (1/18/18)
- REBOUNDS**  
13, 3x, MR: at Marist (1/12/20)
- FIELD GOALS**  
13 at St. Peter's (1/18/18)
- FREE THROWS**  
14 vs. Wagner (12/16/17)
- THREE-POINTERS**  
5 at St. Peter's (1/18/18)
- ASSISTS**  
9 vs. Quinnipiac (2/16/20)
- STEALS**  
5, 4x, MR: vs. St. Peter's (1/24/20)
- BLOCKS**  
3, 6x, MR: at St. Peter's (2/23/20)

### CAREER STATISTICS

SEASON	TEAM	GP-GS	MIN/AVG	Field Goals		3-Point		F-Throws		Rebounds				Scoring						
				FG-FGA	FG%	3FG-FGA	3FG%	FT-FTA	FT%	OFF	DEF	TOT	AVG	Pf-FO	AST	TO	BLK	STL	PTS	AVG
2016-17	Rider	9-0	128/14.2	16-39	.410	2-7	.286	9-14	.643	13	22	35	3.9	13-0	1	15	1	9	43	4.8
2017-18	Rider	29-22	804/27.7	164-323	.508	27-77	.351	113-148	.764	74	119	193	6.7	83-3	31	69	21	53	468	16.1
2018-19	Rider	27-17	690/25.6	95-226	.420	29-91	.319	66-96	.688	30	110	140	5.2	64-0	39	50	17	49	285	10.6
2019-20	Rider	30-29	946/31.5	156-322	.484	35-89	.393	96-142	.676	49	148	197	6.6	76-2	57	66	24	54	443	14.8
2020-21	OM	16-0	109/6.8	10-28	.357	2-12	.167	5-13	.385	6	18	24	1.5	19-0	4	15	1	6	27	1.7
<b>TOTAL FOR OM</b>		<b>16-0</b>	<b>109/6.8</b>	<b>10-28</b>	<b>.357</b>	<b>2-12</b>	<b>.167</b>	<b>5-13</b>	<b>.385</b>	<b>6</b>	<b>18</b>	<b>24</b>	<b>1.5</b>	<b>19-0</b>	<b>4</b>	<b>15</b>	<b>1</b>	<b>6</b>	<b>27</b>	<b>1.7</b>
<b>TOTAL</b>		<b>111-68</b>	<b>2678/24.1</b>	<b>441-938</b>	<b>.470</b>	<b>95-276</b>	<b>.344</b>	<b>289-413</b>	<b>.700</b>	<b>172</b>	<b>417</b>	<b>589</b>	<b>5.3</b>	<b>255-5</b>	<b>132</b>	<b>215</b>	<b>64</b>	<b>171</b>	<b>1266</b>	<b>11.4</b>


# Oromello WHITE

Atlanta, Ga. • Arizona State

6-8 • 235 • TR

Master of Arts

GR. F




**FOUR FASTBREAK FACTS**

1. Ranked as the No. 4 grad transfer in the country according to ESPN
2. His 60.5 career field goal percentage ranks second at ASU
3. Has recorded 17 career double-doubles
4. Led ASU in offensive rebounds each of his three seasons

**CAREER HIGHS** \*includes Arizona State

- POINTS**  
25 vs. Northern Arizona (11/17/17)
- REBOUNDS**  
17 vs. Georgia (12/14/19)
- FIELD GOALS**  
10, 2x, MR: at Washington State (2/4/18)
- FREE THROWS**  
11 at Stanford (1/17/18)
- THREE-POINTERS**  
--
- ASSISTS**  
4, 2x, MR: vs. Washington (3/5/20)
- STEALS**  
3 vs. USC (2/8/20)
- BLOCKS**  
4 vs. Oregon (3/15/19)

Opponent	Date	GS	MIN	Total		3-Pointers		Free throws		Rebounds				PF	A	T/O	BLK	STL	PTS	AVG
				FG-FGA	PCT	3FG-3FGA	PCT	FT-FTA	PCT	OFF	DEF	TOT	AVG							
Jackson St.	12/10/2020		19:34	2-4	.500	0-0	.000	4-5	.800	1	5	6	6.0	3	0	2	2	0	8	8.0
UNCW	12/12/2020	*	32:41	7-8	.875	0-0	.000	6-7	.857	1	5	6	6.0	0	2	0	2	1	20	14.0
Central Ark.	12/14/2020	*	30:34	4-5	.800	0-0	.000	1-3	.333	3	6	9	7.0	3	1	5	3	1	9	12.3
at Middle Tenn.	12/16/2020	*	32:35	7-8	.875	0-0	.000	2-5	.400	2	4	6	6.8	2	0	1	0	2	16	13.3
at Dayton	12/19/2020	*	29:53	4-7	.571	0-0	.000	0-0	.000	3	5	8	7.0	4	3	3	1	0	8	12.2
UT Martin	12/22/2020		19:47	3-5	.600	0-1	.000	2-2	1.000	2	3	5	6.7	1	3	1	2	0	8	11.5
at Alabama	12/29/2020	*	31:36	6-12	.500	0-0	.000	8-13	.615	3	8	11	7.3	3	0	3	1	0	20	12.7
Wichita St.	01/02/2021	*	27:15	5-6	.833	0-0	.000	1-3	.333	2	5	7	7.3	4	2	1	1	0	11	12.5
Auburn	01/06/2021	*	27:45	5-8	.625	0-0	.000	2-4	.500	2	1	3	6.8	2	0	2	1	0	12	12.4
LSU	01/09/2021	*	22:56	2-3	.667	0-0	.000	0-2	.000	1	2	3	6.4	1	0	1	0	1	4	11.6
at Florida	01/12/2021		20:52	2-5	.400	0-0	.000	6-8	.750	1	1	2	6.0	5	0	3	0	0	10	11.5
Georgia	01/16/2021	*	22:57	4-5	.800	0-0	.000	0-1	.000	2	1	3	5.8	0	2	3	0	0	8	11.2
at Mississippi St.	01/19/2021	*	17:52	1-1	1.000	0-0	.000	0-0	.000	0	3	3	5.5	4	0	1	1	0	2	10.5
Texas A&M	01/23/2021	*	24:53	1-1	1.000	0-0	.000	7-8	.875	1	2	3	5.4	0	1	2	3	0	9	10.4
at Arkansas	01/27/2021	*	28:31	1-5	.200	0-0	.000	1-1	1.000	3	5	8	5.5	3	1	0	1	1	3	9.9
at Georgia	01/30/2021	*	24:07	4-5	.800	0-0	.000	0-0	.000	3	1	4	5.4	4	2	3	1	1	8	9.8
Tennessee	02/02/2021	*	32:24	5-9	.556	0-0	.000	4-5	.800	1	5	6	5.5	4	1	1	0	2	14	10.0
<b>Totals</b>		<b>14</b>	<b>446:12</b>	<b>63-97</b>	<b>.649</b>	<b>0-1</b>	<b>.000</b>	<b>44-67</b>	<b>.657</b>	<b>31</b>	<b>62</b>	<b>93</b>	<b>5.5</b>	<b>43</b>	<b>18</b>	<b>32</b>	<b>19</b>	<b>9</b>	<b>170</b>	<b>10.0</b>

**Player Averages**

Games Played	Minutes/game	Points/game	FG Pct	3FG Pct	FT Pct	Rebounds/game	Assists/game	Turnovers/game	Assist/Turnover ratio	Steals/game	Blocks/game
17	26.2	10.0	64.9	0.0	65.7	5.5	1.1	1.9	0.6	0.5	1.1

**CAREER STATISTICS**

SEASON	TEAM	GP-GS	MIN/AVG	Field Goals		3-Point		F-Throws		Rebounds				Scoring						
				FG-FGA	FG%	3FG-FGA	3FG%	FT-FTA	FT%	OFF	DEF	TOT	AVG	PF-FO	AST	TO	BLK	STL	PTS	AVG
2017-18	ASU	31-31	752/24.3	120-184	.652	0-0	.000	85-154	.552	79	141	220	7.1	100-6	13	44	23	8	325	10.5
2018-19	ASU	34-32	851/25.0	113-189	.598	0-0	.000	70-121	.579	77	100	177	5.2	106-4	11	45	24	13	296	8.7
2019-20	ASU	30-29	854/28.5	112-197	.569	0-0	.000	82-120	.683	81	184	265	8.8	75-2	31	63	35	14	306	10.2
2020-21	OM	17-14	446/26.2	63-97	.649	0-1	.000	44-67	.657	31	62	93	5.5	43-1	18	32	19	9	170	10.0
<b>TOTAL FOR OM</b>		<b>17-14</b>	<b>446/26.2</b>	<b>63-97</b>	<b>.649</b>	<b>0-1</b>	<b>.000</b>	<b>44-67</b>	<b>.657</b>	<b>31</b>	<b>62</b>	<b>93</b>	<b>5.5</b>	<b>43-1</b>	<b>18</b>	<b>32</b>	<b>19</b>	<b>9</b>	<b>170</b>	<b>10.0</b>
<b>TOTAL</b>		<b>112-106</b>	<b>2904/25.9</b>	<b>408-667</b>	<b>.612</b>	<b>0-1</b>	<b>.000</b>	<b>281-462</b>	<b>.608</b>	<b>268</b>	<b>487</b>	<b>755</b>	<b>6.7</b>	<b>324-13</b>	<b>73</b>	<b>184</b>	<b>101</b>	<b>44</b>	<b>1097</b>	<b>9.8</b>



## 2020-21 Ole Miss Men's Basketball Combined Team Statistics All games

### Game Records

Record	Overall	Home	Away	Neutral
ALL GAMES	9-8	7-3	2-5	0-0
CONFERENCE	4-6	3-2	1-4	0-0
NON-CONFERENCE	5-2	4-1	1-1	0-0

### Score by Periods

Team	1st	2nd	OT	TOT
Ole Miss	564	594	0	1158
Opponents	481	577	0	1058

### Team Box Score

No.	Player	Total			3-Point		F-Throw		Rebounds				Other Stats									
		GP-GS	MIN	AVG	FG-FGA	FG%	3FG-FGA	3FG%	FT-FTA	FT%	OFF	DEF	TOT	AVG	PF	DQ	A	TO	BLK	STL	PTS	AVG
2	SHULER, Devontae	17-17	544:21	32.0	92-222	.414	32-97	.330	37-47	.787	10	38	48	2.8	19	0	60	38	1	29	253	14.9
24	JOINER, Jarkel	17-13	474:14	27.9	65-164	.396	11-49	.224	43-51	.843	7	34	41	2.4	31	0	20	20	3	18	184	10.8
0	WHITE, Romello	17-14	446:12	26.2	63-97	.649	0-1	.000	44-67	.657	31	62	93	5.5	43	1	18	32	19	9	170	10.0
5	BUFFEN, KJ	16-15	371:10	23.2	55-107	.514	4-12	.333	23-37	.622	27	41	68	4.3	46	2	22	27	11	15	137	8.6
15	RODRIGUEZ, Luis	17-17	421:28	24.8	49-114	.430	14-43	.326	18-31	.581	31	78	109	6.4	49	2	36	22	12	30	130	7.6
11	MURRELL, Matthew	17-2	292:25	17.2	25-81	.309	13-44	.295	12-21	.571	9	20	29	1.7	16	0	12	24	3	7	75	4.4
21	ALLEN, Robert	17-3	244:37	14.4	22-44	.500	1-7	.143	17-28	.607	24	23	47	2.8	21	0	14	17	6	13	62	3.6
3	SY, Khadim	13-2	147:56	11.4	17-42	.405	4-15	.267	2-2	1.000	10	15	25	1.9	15	0	4	8	4	6	40	3.1
1	CROWLEY, Austin	16-2	211:11	13.2	19-52	.365	5-23	.217	4-6	.667	2	29	31	1.9	20	0	16	17	3	8	47	2.9
14	VAUGHN, Dimencio	16-0	109:15	6.8	10-28	.357	2-12	.167	5-13	.385	6	18	24	1.5	19	0	4	15	1	6	27	1.7
12	ROBINSON, Shon	6-0	20:02	3.3	3-10	.300	0-4	.000	2-5	.400	3	2	5	0.8	1	0	0	0	1	0	8	1.3
23	HUNTER, Sammy	14-0	86:35	6.2	6-15	.400	2-9	.222	4-8	.500	7	7	14	1.0	12	0	2	4	2	0	18	1.3
4	COLLUM, Antavion	7-0	24:56	3.6	3-6	.500	0-2	.000	0-3	.000	3	4	7	1.0	3	0	4	3	0	2	6	0.9
33	MCBRIDE, John	3-0	05:38	1.9	0-2	.000	0-0	.000	1-2	.500	1	0	1	0.3	0	0	0	0	0	0	1	0.3
Team											39	44	83					7				
<b>Total</b>		<b>17</b>	<b>3400</b>		<b>429-984</b>	<b>.436</b>	<b>88-318</b>	<b>.277</b>	<b>212-321</b>	<b>.660</b>	<b>210</b>	<b>415</b>	<b>625</b>	<b>36.8</b>	<b>295</b>	<b>5</b>	<b>212</b>	<b>234</b>	<b>66</b>	<b>143</b>	<b>1158</b>	<b>68.1</b>
<b>Opponents</b>		<b>17</b>	<b>3400</b>		<b>368-887</b>	<b>.415</b>	<b>121-330</b>	<b>.367</b>	<b>201-284</b>	<b>.708</b>	<b>152</b>	<b>411</b>	<b>563</b>	<b>33.1</b>	<b>296</b>	<b>6</b>	<b>205</b>	<b>289</b>	<b>54</b>	<b>107</b>	<b>1058</b>	<b>62.2</b>

### Team Statistics

	OM	OPP
<b>Scoring</b>	<b>1158</b>	<b>1058</b>
Points per game	68.1	62.2
Scoring margin	+5.9	-
<b>Field goals-att</b>	<b>429-984</b>	<b>368-887</b>
Field goal pct	.436	.415
<b>3 point fg-att</b>	<b>88-318</b>	<b>121-330</b>
3-point FG pct	.277	.367
3-pt FG made per game	5.2	7.1
<b>Free throws-att</b>	<b>212-321</b>	<b>201-284</b>
Free throw pct	.660	.708
F-Throws made per game	12.5	11.8
<b>Rebounds</b>	<b>625</b>	<b>563</b>
Rebounds per game	36.8	33.1
Rebounding margin	+3.6	-
<b>Assists</b>	<b>212</b>	<b>205</b>
Assists per game	12.5	12.1
<b>Turnovers</b>	<b>234</b>	<b>289</b>
Turnovers per game	13.8	17.0
Turnover margin	+3.2	-
Assist/turnover ratio	0.9	0.7
<b>Steals</b>	<b>143</b>	<b>107</b>
Steals per game	8.4	6.3
<b>Blocks</b>	<b>66</b>	<b>54</b>
Blocks per game	3.9	3.2
<b>Winning streak</b>	<b>1</b>	<b>-</b>
Home win streak	2	-
<b>Attendance</b>	<b>9737</b>	<b>11447</b>
Home games-Avg/Game	10-974	7-1635
Neutral site-Avg/Game	-	0-0

### Team Results

Date	Opponent		Score	Att.
12/10/2020	Jackson St.	W	80-45	1804
12/12/2020	UNCW	W	78-58	895
12/14/2020	Central Ark.	W	68-54	895
12/16/2020	at Middle Tenn.	W	70-51	100
12/19/2020	at Dayton	L	62-65	0
12/22/2020	UT Martin	W	90-43	875
12/29/2020	at Alabama	L	64-82	2055
01/02/2021	Wichita St.	L	79-83	860
01/06/2021	Auburn	W	72-61	853
01/09/2021	LSU	L	61-75	895
01/12/2021	at Florida	L	63-72	2254
01/16/2021	Georgia	L	74-78	870
01/19/2021	at Mississippi St.	W	64-46	1000
01/23/2021	Texas A&M	W	61-50	895
01/27/2021	at Arkansas	L	59-74	4400
01/30/2021	at Georgia	L	61-71	1638
02/02/2021	Tennessee	W	52-50	895



## 2020-21 Ole Miss Men's Basketball Combined Team Statistics In Conference games

### Game Records

Record	Overall	Home	Away	Neutral
ALL GAMES	4-6	3-2	1-4	0-0
CONFERENCE	4-6	3-2	1-4	0-0
NON-CONFERENCE	0-0	0-0	0-0	0-0

### Score by Periods

Team	1st	2nd	OT	TOT
Ole Miss	299	332	0	631
Opponents	324	335	0	659

### Team Box Score

No.	Player			Total		3-Point		F-Throw		Rebounds												
		GP-GS	MIN	AVG	FG-FGA	FG%	3FG-FGA	3FG%	FT-FTA	FT%	OFF	DEF	TOT	AVG	PF	DQ	A	TO	BLK	STL	PTS	AVG
2	SHULER, Devontae	10-10	326:53	32.7	55-134	.410	14-55	.255	20-28	.714	6	25	31	3.1	11	0	33	22	1	14	144	14.4
24	JOINER, Jarkel	10-6	295:37	29.6	43-107	.402	7-29	.241	33-39	.846	4	24	28	2.8	22	0	12	12	3	14	126	12.6
0	WHITE, Romello	10-9	253:53	25.4	31-54	.574	0-0	.000	28-42	.667	17	29	46	4.6	26	1	7	19	8	5	90	9.0
5	BUFFEN, KJ	9-8	222:22	24.7	26-58	.448	1-4	.250	8-15	.533	13	23	36	4.0	26	1	11	20	7	7	61	6.8
15	RODRIGUEZ, Luis	10-10	241:03	24.1	25-61	.410	7-24	.292	6-10	.600	18	37	55	5.5	28	1	14	15	7	15	63	6.3
11	MURRELL, Matthew	10-2	183:57	18.4	13-49	.265	8-28	.286	7-15	.467	6	15	21	2.1	6	0	9	16	3	7	41	4.1
21	ALLEN, Robert	10-2	144:01	14.4	11-22	.500	0-3	.000	11-20	.550	16	12	28	2.8	15	0	6	10	3	10	33	3.3
3	SY, Khadim	10-1	123:40	12.4	11-34	.324	3-13	.231	2-2	1.000	9	11	20	2.0	13	0	3	5	4	5	27	2.7
1	CROWLEY, Austin	9-2	107:32	11.9	8-23	.348	2-8	.250	2-4	.500	2	19	21	2.3	8	0	5	4	0	5	20	2.2
14	VAUGHN, Dimencio	9-0	57:15	6.4	7-16	.438	2-6	.333	3-9	.333	4	7	11	1.2	6	0	1	9	1	5	19	2.1
23	HUNTER, Sammy	8-0	38:15	4.8	3-6	.500	1-4	.250	0-0	.000	5	3	8	1.0	4	0	1	1	1	0	7	0.9
4	COLLUM, Antavion	1-0	02:20	2.3	0-0	.000	0-0	.000	0-2	.000	0	0	0	0.0	1	0	0	0	0	0	0	0.0
12	ROBINSON, Shon	2-0	01:51	0.9	0-1	.000	0-0	.000	0-2	.000	0	1	1	0.5	0	0	0	0	0	0	0	0.0
33	MCBRIDE, John	1-0	01:21	1.4	0-0	.000	0-0	.000	0-0	.000	0	0	0	0.0	0	0	0	0	0	0	0	0.0
Team											22	25	47					5				
<b>Total</b>		<b>10</b>	<b>2000</b>		<b>233-565</b>	<b>.412</b>	<b>45-174</b>	<b>.259</b>	<b>120-188</b>	<b>.638</b>	<b>122</b>	<b>231</b>	<b>353</b>	<b>35.3</b>	<b>166</b>	<b>3</b>	<b>102</b>	<b>138</b>	<b>38</b>	<b>87</b>	<b>631</b>	<b>63.1</b>
<b>Opponents</b>		<b>10</b>	<b>2000</b>		<b>232-528</b>	<b>.439</b>	<b>78-206</b>	<b>.379</b>	<b>117-167</b>	<b>.701</b>	<b>92</b>	<b>248</b>	<b>340</b>	<b>34.0</b>	<b>166</b>	<b>2</b>	<b>138</b>	<b>150</b>	<b>42</b>	<b>66</b>	<b>659</b>	<b>65.9</b>

### Team Statistics

	OM	OPP
<b>Scoring</b>	<b>631</b>	<b>659</b>
Points per game	63.1	65.9
Scoring margin	-2.8	-
<b>Field goals-att</b>	<b>233-565</b>	<b>232-528</b>
Field goal pct	.412	.439
<b>3 point fg-att</b>	<b>45-174</b>	<b>78-206</b>
3-point FG pct	.259	.379
3-pt FG made per game	4.5	7.8
<b>Free throws-att</b>	<b>120-188</b>	<b>117-167</b>
Free throw pct	.638	.701
F-Throws made per game	12.0	11.7
<b>Rebounds</b>	<b>353</b>	<b>340</b>
Rebounds per game	35.3	34.0
Rebounding margin	+1.3	-
<b>Assists</b>	<b>102</b>	<b>138</b>
Assists per game	10.2	13.8
<b>Turnovers</b>	<b>138</b>	<b>150</b>
Turnovers per game	13.8	15.0
Turnover margin	+1.2	-
Assist/turnover ratio	0.7	0.9
<b>Steals</b>	<b>87</b>	<b>66</b>
Steals per game	8.7	6.6
<b>Blocks</b>	<b>38</b>	<b>42</b>
Blocks per game	3.8	4.2
<b>Winning streak</b>	<b>1</b>	<b>-</b>
Home win streak	2	-
<b>Attendance</b>	<b>4408</b>	<b>11347</b>
Home games-Avg/Game	5-882	5-2269
Neutral site-Avg/Game	-	0-0

### Team Results

Date	Opponent		Score	Att.
12/29/2020	at Alabama	L	64-82	2055
01/06/2021	Auburn	W	72-61	853
01/09/2021	LSU	L	61-75	895
01/12/2021	at Florida	L	63-72	2254
01/16/2021	Georgia	L	74-78	870
01/19/2021	at Mississippi St.	W	64-46	1000
01/23/2021	Texas A&M	W	61-50	895
01/27/2021	at Arkansas	L	59-74	4400
01/30/2021	at Georgia	L	61-71	1638
02/02/2021	Tennessee	W	52-50	895